








**SPECIAL**

# American College of Rheumatology Guidance for COVID-19 Vaccination in Patients With Rheumatic and Musculoskeletal Diseases: Version 5

Jeffrey R. Curtis,<sup>1</sup>  Sindhu R. Johnson,<sup>2</sup>  Donald D. Anthony,<sup>3</sup>  Reuben J. Arasaratnam,<sup>4</sup> Lindsey R. Baden,<sup>5</sup> Anne R. Bass,<sup>6</sup>  Cassandra Calabrese,<sup>7</sup> Ellen M. Gravallese,<sup>5</sup> Rafael Harpaz,<sup>8</sup> Andrew Kroger,<sup>9</sup> Rebecca E. Sadun,<sup>10</sup>  Amy S. Turner,<sup>11</sup>  Eleanor Anderson Williams,<sup>12</sup> and Ted R. Mikuls<sup>13</sup> 

*Due to the rapidly expanding information and evolving evidence related to COVID-19, which may lead to modification of some guidance statements over time, it is anticipated that updated versions of this article will be published, with the version number included in the title. Readers should ensure that they are consulting the most current version.*

**However, because of publication timelines, there may be more updated recommendations online at the ACR website that are pending journal peer review and full manuscript publication. Readers should check the ACR website at <https://www.rheumatology.org/Practice-Quality/Clinical-Support/COVID-19-Guidance> to confirm the ACR's most recent recommendations. The online version of the tables as they were originally published, as well as a summary of revisions over time and their location, are included in Supplementary Tables 2–6.**

*Guidance developed and/or endorsed by the American College of Rheumatology (ACR) is intended to inform particular patterns of practice and not to dictate the care of a particular patient. The ACR considers adherence to this guidance to be voluntary, with the ultimate determination regarding its application to be made by the physician in light of each patient's individual circumstances. Guidance statements are intended to promote beneficial or desirable outcomes but cannot guarantee any specific outcome. Guidance developed or endorsed by the ACR is subject to periodic revision as warranted by the evolution of medical knowledge, technology, and practice.*

*The American College of Rheumatology is an independent, professional, medical and scientific society which does not guarantee, warrant, or endorse any commercial product or service.*

**Objective.** To provide guidance to rheumatology providers on the use of COVID-19 vaccines for patients with rheumatic and musculoskeletal diseases (RMDs).

**Methods.** A task force was assembled that included 9 rheumatologists/immunologists, 2 infectious diseases specialists, and 2 public health physicians. After agreeing on scoping questions, an evidence report was created that summarized the published literature and publicly available data regarding COVID-19 vaccine efficacy and safety, as well as literature for other vaccines in RMD patients. Task force members rated their agreement with draft consensus statements on a 9-point numerical scoring system, using a modified Delphi process and the RAND/University of California Los Angeles Appropriateness Method, with refinement and iteration over 2 sessions. Consensus was determined based on the distribution of ratings.

**Results.** Despite a paucity of direct evidence, statements were developed by the task force and agreed upon with consensus to provide guidance for use of the COVID-19 vaccines, including supplemental/booster dosing, in RMD patients and to offer recommendations regarding the use and timing of immunomodulatory therapies around the time of vaccination.

**Conclusion.** These guidance statements are intended to provide direction to rheumatology health care providers on how to best use COVID-19 vaccines and to facilitate implementation of vaccination strategies for RMD patients.

## INTRODUCTION

The pandemic caused by SARS-CoV-2 has caused untold disruption to nearly all aspects of human health globally. The substantial morbidity and excess mortality attributed to COVID-19 has had a major impact on health and the delivery of health care. Given the role that rheumatology providers have in serving patients with rheumatic and musculoskeletal diseases (RMDs) (1), particularly those with autoimmune and inflammatory rheumatic diseases (AIIRDs), there is an urgent need to optimize strategies to curb the incidence of COVID-19. In addition to preventive measures such as physical distancing, mask-wearing, handwashing, shelter-in-place orders, quarantining, and isolation, available COVID-19 vaccines provide a powerful tool to mitigate the burgeoning growth of adverse outcomes resulting from COVID-19.

Given the leadership role of the American College of Rheumatology (ACR) in facilitating dissemination of high-quality evidence and promoting best practices for the care of RMD patients, the ACR periodically convenes task forces charged with developing methodologically rigorous clinical practice guidelines and guidance documents. Previous ACR guidelines developed for the management of rheumatoid arthritis (RA) and psoriatic arthritis (PsA) have included some information regarding optimal use of vaccines for patients with those conditions. However, because the immunologic principles related to the use of vaccines and the impact of vaccine-preventable illnesses on patients cross a broad range of RMDs, the ACR altered its approach in 2020 and convened a new guideline development group to focus exclusively on vaccination. This cross-cutting team was charged with developing encompassing vaccination considerations for all disease and treatment-related areas within rheumatology, rather than embedding them into narrower, disease-specific clinical practice guidelines.

The development process of ACR guidelines follows a rigorous and formal methodology, is based on a reproducible and transparent systematic literature review, incorporates panelist expertise from rheumatology health care professionals and input from related medical experts in other disciplines (e.g., infectious disease, epidemiology), includes direct participation by patients that reflects their values and preferences, and is typically conducted over an extended time frame (e.g., 1 year or longer). In contrast, the ACR develops “guidance” documents when the components needed to develop a formal guideline are not present, e.g., if the need to provide guidance is more urgent than a longer guideline timeline would allow, there is not enough peer-reviewed evidence available to conduct a formal literature review, or when there is very limited expertise and experience, particularly on the part of patients, to help inform the development of recommendations. In these situations, an expert task force is formed to provide the best guidance possible based on the limited information available. The ACR expects that guidance documents will need to be updated with some frequency as new data become available and greater experience is acquired.

Responding to the need to provide timely guidance to practicing clinicians, the ACR COVID-19 Vaccine Guidance Task Force was created as a branch of the ACR Vaccine Guideline effort, to summarize the available evidence for newly available COVID-19 vaccines and to make timely clinical recommendations to rheumatology providers for their optimal use. It relied on a limited evidence base derived from clinical trials evaluating the COVID-19 vaccines in non-RMD populations and also included indirect evidence regarding the immunogenicity, clinical effectiveness, and safety of other vaccines administered to RMD patients receiving various immunomodulatory therapies. Armed with this information, task force members were asked to extrapolate across diseases and integrate relevant basic science and immunologic principles to inform the use of the COVID-19

---

The findings and conclusions in this report are those of the authors and do not necessarily represent the views of the Centers for Disease Control and Prevention/the Agency for Toxic Substances and Disease Registry.

Supported by the American College of Rheumatology. The effort of some individual authors was supported in part by the NIH (National Institute of Arthritis and Musculoskeletal and Skin Diseases grant P30-AR072583).

<sup>1</sup>Jeffrey R. Curtis, MD, MS, MPH: University of Alabama at Birmingham; <sup>2</sup>Sindhu R. Johnson, MD, PhD: Toronto Western Hospital, Mount Sinai Hospital, and University of Toronto, Toronto, Ontario, Canada; <sup>3</sup>Donald D. Anthony, MD, PhD: Louis Stokes Cleveland VA Medical Center, MetroHealth Medical Center, and Case Western Reserve University, Cleveland, Ohio; <sup>4</sup>Reuben J. Arasaratnam, MD: VA North Texas Health Care System and University of Texas Southwestern Medical Center, Dallas; <sup>5</sup>Lindsey R. Baden, MD, MSc, Ellen M. Gravallese, MD: Brigham and Women's Hospital, Boston, Massachusetts; <sup>6</sup>Anne R. Bass, MD: Hospital for Special Surgery and Weill Cornell Medicine, New York, New York; <sup>7</sup>Cassandra Calabrese, DO: Cleveland Clinic, Cleveland, Ohio; <sup>8</sup>Rafael Harpaz, MD: Harpaz Herman Consultants, Atlanta, Georgia; <sup>9</sup>Andrew Kroger, MD, MPH: CDC, Atlanta, Georgia; <sup>10</sup>Rebecca E. Sadun, MD, PhD: Duke University, Durham, North Carolina; <sup>11</sup>Amy S. Turner: American College of Rheumatology, Atlanta, Georgia; <sup>12</sup>Eleanor Anderson Williams, MD: The Permanente Medical Group, Union City, California; <sup>13</sup>Ted R. Mikuls, MD, MSPH: University of Nebraska Medical Center and VA Nebraska-Western Iowa Health Care System, Omaha.

Dr. Curtis has received consulting fees, speaking fees, and/or honoraria from AbbVie, Bristol Myers Squibb, GlaxoSmithKline, Eli Lilly, and Novartis (less than \$10,000 each) and from Amgen, Janssen, Pfizer, Myriad, and Sanofi (more than \$10,000 each) and research grants from Genentech, Gilead, AbbVie, Bristol Myers Squibb, GlaxoSmithKline, Eli Lilly, Amgen, Janssen, Pfizer, Myriad, and Sanofi. Dr. Johnson has received consulting fees, speaking fees, and/or honoraria from Ikarai and Boehringer Ingelheim (less than \$10,000 each) and research grants from Bayer, Boehringer Ingelheim, Corbus, and GlaxoSmithKline. Dr. Baden has received salary support from the *New England Journal of Medicine* (less than \$10,000). Dr. Calabrese has received consulting fees, speaking fees, and/or honoraria from AbbVie and Sanofi Genzyme (less than \$10,000 each). Dr. Gravallese has received salary support from the *New England Journal of Medicine* (more than \$10,000). Dr. Mikuls has received consulting fees, speaking fees, and/or honoraria from Sanofi, Horizon, Pfizer, and Gilead (less than \$10,000 each) and research support from Bristol Myers Squibb and Horizon. No other disclosures relevant to this article were reported.

Address correspondence via email to Jeffrey R. Curtis, MD, MS, MPH, at [jrcurtis@uabmc.edu](mailto:jrcurtis@uabmc.edu).

Submitted for publication September 6, 2022; accepted in revised form September 22, 2022.

vaccines available in the US and apply them to the care of RMD patients.

## METHODS

**Convening the ACR COVID-19 Vaccine Guidance Task Force and defining the scope of the clinical guidance.** In October 2020, the ACR began assembling the ACR COVID-19 Vaccination Guidance Task Force. Invitations were made following a general solicitation sent to the broad ACR membership seeking interested volunteers. The task force consisted of 13 members from North America and included 9 rheumatologists, 2 infectious diseases specialists, and 2 public health experts. Rheumatology task force members were chosen to represent various areas of specialty expertise within the field and to achieve diversity in geographic region, career stage, practice setting, sex, and race/ethnicity, while also ensuring that the majority of task force members had no conflicts of interest. The task force defined the intended scope of the guidance based on input from individual members, and external input was obtained informally from various stakeholders. The process was informed by the previously published ACR Guidance for the Management of Rheumatic Disease in Adult Patients During the COVID-19 Pandemic (2). The scope of this guidance includes clinically relevant questions that were intended to inform rheumatology patient care related to COVID-19 vaccination and treatment considerations around the time of vaccination. The scoping questions were agreed upon by all panel members at an initial teleconference conducted on January 21, 2022.

**Developing the evidence summary.** The task force was divided into teams that worked in parallel, each charged with summarizing the published literature and other available evidence spanning 4 topics: 1) the efficacy, immunogenicity, and safety data derived from clinical trials of late-stage (i.e., phase III) COVID-19 vaccines ongoing within the US or COVID-19 vaccines already available under the US Food and Drug Administration (FDA) Emergency Use Authorization (EUA) act; 2) the epidemiology of COVID-19 risk and outcomes in RMD patients; 3) the attenuation of immunogenicity to other vaccines (e.g., influenza, pneumococcal) associated with certain immunomodulatory therapies; and 4) the safety profile (e.g., disease flare, new-onset autoimmune conditions) of non-COVID-19 vaccines in RMD populations. The scoping questions were grouped into these domains and distributed to the teams, which were tasked with gathering and summarizing evidence that addressed the questions within their assigned domains.

The task force agreed that the intended audience for the guidance was rheumatology health care providers managing their individual patients, but they felt that some attention should be directed to a societal perspective, when relevant. The task force took the perspective of developing guidance for people living in the US, particularly in view of the fact that the review of

**Table 1.** Foundational principles, assumptions, and considerations for the guidance statements\*

ACR guidance statements are not intended to supersede the judgment of rheumatology care providers nor override the values and perspectives of their patients. Guidance was, in some cases, based on weak and/or indirect evidence and required substantial extrapolation by an expert task force. All statements, therefore, should be considered conditional or provisional. The ACR is committed to updating this guidance document as new evidence emerges.
The rheumatology community lacks important knowledge on how to best maximize vaccine-related benefits. RMD patients exhibit high variability with respect to their underlying health condition, disease severity, treatments, degree of multimorbidity, and relationship with their specialist provider. These considerations must be considered when individualizing care.
There is limited direct evidence about mRNA COVID-19 vaccine safety and efficacy in RMD patients. There is no reason to expect vaccine harms will trump expected COVID-19 vaccine benefits in RMD patients.
Evidence about the mRNA COVID-19 vaccine suggests that the benefits outweigh the risks in RMD patients.
The risk of deferring vaccination and thus failing to mitigate COVID-19 risk should be weighed against a possible blunted response to the vaccine if given under suboptimal circumstances. As a practical matter, this tension must be resolved in the context of imperfect prediction as to whether those circumstances may be transient as well as a paucity of scientific evidence.
Both individual and societal considerations should be considered in issuing vaccine guidance and making policy decisions. Given that context, simplicity should be the touchstone: to avoid confusion, improve implementation, and maintain scientific credibility.
Any vaccination strategy is a reasonable starting point, and decisions about implementation details reflect tradeoffs in the allocation of scarce vaccine resources.

\* ACR = American College of Rheumatology; RMD = rheumatic and musculoskeletal disease.

COVID-19 vaccine clinical trials was US-focused. Recognizing that RMD patients exhibit high variability with respect to their underlying health conditions, disease severity, treatments, and degree of multimorbidity, these considerations were noted as important facets of individualizing care. Therefore, this guidance was not intended to supersede the judgment of rheumatology care providers nor override the values and perspectives of their patients. Foundational principles, guiding assumptions, and acknowledged limitations were discussed and agreed upon throughout the process (Table 1) and are discussed in this document where most relevant.

**Development of the evidence review summary document.** Given the accelerated time frame for guidance development, a nonsystematic evidence review was completed and included serial PubMed searches supplemented by postings from the Centers for Disease Control and Prevention (CDC); briefings and other documents available from the FDA, such as dossiers submitted by vaccine manufacturers and transcripts of data presented at the FDA's Vaccines and Related Biological Products Advisory Committee meetings (3,4); and other electronic media

sources. References and original articles related to vaccination were culled from the systematic literature reviews developed for ACR guidelines for the management of RA in 2012, 2015, and 2021 (5–7), PsA in 2018 (8), and vaccination guidelines for RMD patients published by EULAR in 2019 (9–11). Articles were dated 1994 through January 2021 (English language, domestic and international).

The scoping questions and the relevant evidence reviews contributed by team members were collated into a single evidence summary document, which was disseminated by email to the entire task force for review 2 days prior to initial ratings. Following the development of the evidence summary, regular PubMed searches were undertaken, and new evidence was shared with the task force prior to follow-up webinars. As limited direct evidence was anticipated to be immediately available for use of the COVID-19 vaccine in RMD patients, no formal assessment of evidence quality (e.g., using Grading of Recommendations Assessment, Development and Evaluation methodology [12]) was attempted, and all evidence was assumed to be indirect. For this reason, all guidance statements should be considered as provisional, or “conditional,” until further evidence becomes available.

**Initial ratings.** The standard guideline development processes currently used by the ACR (13) were deemed to be too time-intensive to be feasible, given the immediate need for the guidance document. Therefore, following distribution of the evidence review document, the scoping questions were transformed into proposed positive statements for which task force members were asked to rate their initial agreement or disagreement. These statements were grouped into 4 broad categories: 1) general medical considerations that provided foundational information for the guidance document; 2) specific recommendations related to COVID-19 vaccination in RMD patients; 3) treatment-specific considerations regarding the timing of COVID-19 vaccination; and 4) the timing of RMD treatments in relation to vaccine administration.

A modified Delphi approach conducted as part of the RAND/University of California at Los Angeles Appropriateness Method (14) was used for guidance development. This method has been used for some past ACR guidelines and the more recent ACR COVID-19 guidance (15); it has been shown to be reproducible and to have content, construct, and predictive validity. Using this method, an initial round of rating was conducted anonymously by email. Task force members were asked to rate their level of agreement, and all votes were weighted equally. Voting was completed using a numerical rating scale of 1–9 for all items. Ratings of 9 corresponded to “complete agreement,” 5 to “uncertain,” and 1 to “complete disagreement.” Median ratings for each statement falling into intervals of 1–3, 4–6, and 7–9 were interpreted as disagreement, uncertainty, and agreement, respectively. Agreement with each of the proposed guidance statements submitted by individual panel members was tabulated for the entire panel

and used to classify consensus. Consensus was deemed “strong” when all 13 panel members’ ratings fell within a single tertile (e.g., 7–9, indicative of agreement); all other combinations where consensus was achieved were considered to reflect “moderate” consensus. A lack of consensus was identified when the median rating fell into the uncertain range (4–6 interval), or more than one-quarter of the ratings fell into the opposite extreme tertile from the median (e.g.,  $\geq 4$  panelists rated 1–3 [disagree] when the overall median rating was in the 7–9 [agree] range) (14).

**Review and iteration for the ratings of the proposed guidance statements by the task force.** Results from the first round of rating were reviewed and discussed in a task force webinar on January 15, 2021. Discussion was focused on statements for which there was no consensus. Individuals were given the opportunity to comment on all items presented in the initial rating process. Informed by voting results and the group discussion, the task force members refined the wording of several of the rated statements.

Revised statements were sent back to task force members and agreement was again assessed by email, using the same scoring approach described above. Results from the second round of voting were presented to the task force via webinar on January 22, 2021, and minor text revisions were made iteratively in real time until consensus was achieved. A draft manuscript was developed describing the results of the rating process, and all coauthors were given an opportunity to provide direct edits to the document. The ACR Guidance Subcommittee and ACR Quality of Care Committee were given the document in order to provide feedback. It was subsequently sent to the ACR Board of Directors, which approved these recommendations on February 8, 2021. Public vetting of the guidance document was held via an electronic and widely publicized “town hall” held on February 16, 2021 that was open to ACR members and the public, with questions solicited in advance and during the town hall webinar. Finally, given the multitude of uncertainties and evidence gaps considered by the task force, the panel proposed a research agenda of high-impact topics that would advance the science and inform the optimal use of COVID-19 vaccines in RMD patients treated with immunomodulatory therapies. After publication, an ACR project librarian will refresh the specified literature search on a regular basis and submit new articles to the task force for review, and this document will be updated through a similar process as new evidence emerges.

## RESULTS

Of the guidance statements considered across the 2 rounds of ratings, the majority were rated with a median score of 7, 8, or 9 (i.e., agreement), and 3 of them were not agreed upon. Among the statements achieving agreement, consensus was strong for 16 and moderate for the remainder. One guidance statement

**Table 2.** General considerations related to COVID-19 vaccination in patients with RMD\*

Statement domain	Guidance statement	Level of task force consensus
Clinical practice	The rheumatology health care provider is responsible for engaging the RMD patient in a discussion to assess COVID-19 vaccination status.	Strong
Clinical practice	The rheumatology health care provider is responsible for engaging the RMD patient in a shared decision-making process to discuss receiving the COVID-19 vaccine.	Moderate
Epidemiology	AllIRD patients are at higher risk for incident viral infections compared to the general population.	Moderate
Epidemiology	After considering the influence of age and sex, AllIRD patients are at higher risk for COVID-19 hospitalization compared to the general population.	Moderate
Epidemiology	Acknowledging heterogeneity due to disease- and treatment-related factors, AllIRD patients have worse outcomes associated with COVID-19 compared to the general population of similar age and sex.	Moderate
Epidemiology	Across AllIRD conditions, and within any specific disease, there is substantial variability in disease- and treatment-related risk factors for COVID-19 that may put some patients at higher risk than others.†	Moderate
Public health	Based on increased risk for COVID-19, AllIRD patients should be prioritized for vaccination before the nonprioritized general population of similar age and sex.	Moderate
Vaccine safety	There are no known additional contraindications to COVID-19 vaccination for AllIRD patients.	Moderate
Vaccine effectiveness	The expected response to COVID-19 vaccination for many AllIRD patients receiving systemic immunomodulatory therapies is blunted in its magnitude and duration compared to the general population.	Moderate
Disease-related	As a general principle, vaccination should optimally occur in the setting of well-controlled AllIRD.	Moderate
Disease-related	A potential risk exists for AllIRD flare or disease worsening following COVID-19 vaccination.	Moderate
Vaccine safety	The benefit of COVID-19 vaccination for RMD patients outweighs the potential risk for new-onset autoimmunity.	Moderate

\* RMD = rheumatic and musculoskeletal disease.

† For examples of these autoimmune and inflammatory rheumatic disease (AllIRD) conditions, see Supplementary Table 1, on the *Arthritis & Rheumatology* website at <http://onlinelibrary.wiley.com/doi/10.1002/art.42372>.

related to COVID-19 vaccination in children was rated with a median value of 5 (uncertain) by the task force, in part reflecting the desire to obtain more feedback from pediatric rheumatology providers. Additional input was therefore sought from the ACR Pediatric Rheumatology Clinical Guidance Task Force. This task force had acknowledged ongoing clinical trials of COVID-19 vaccines in children and evolving FDA EUAs for the COVID-19 vaccine in children as young as 6 months of age, although it recognized that  $\geq 1$  COVID-19 vaccine clinical trial has enrolled patients as young as age 5 years ([ClinicalTrials.gov](https://clinicaltrials.gov) identifiers: NCT04649151 and NCT04368728) (16–19). Now trials have enrolled patients as young as 6 months of age. On this basis, our task force and the Pediatric Task Force have consistently recommended to await appropriate evidence from clinical trials regarding the safety and effectiveness of COVID-19 vaccination in children and align our guidance with FDA EUAs. The FDA now has authorized Pfizer-BioNTech and Moderna vaccines for children as young as 6 months of age based on trial evidence to support EUAs in children. The second statement for which the task force was unable to reach consensus relates to vaccination in the context of ongoing treatment with high-dose glucocorticoids, discussed in detail below.

**General considerations related to vaccination against COVID-19 in patients with RMDs.** Twelve guidance statements related to general considerations of COVID-19 vaccination in RMD patients achieved consensus (Table 2). Statements

were descriptively categorized into  $\geq 1$  domain to facilitate ease of reference. The panel concurred that rheumatology health care providers were responsible for engaging RMD patients in discussions to assess whether they had been vaccinated against COVID-19 and to document related details (e.g., which vaccine had been administered, timing of vaccination, whether the series and all recommended booster doses had been completed). For those not vaccinated, and similar to other vaccination guidelines for immunocompromised patients such as those from the Infectious Diseases Society of America (20,21), it was thought that the rheumatology provider should share responsibility with the patients' primary care provider (when available) to ensure appropriate vaccinations are administered. Rheumatology providers should also engage patients in a shared decision-making process to discuss the following: their attitudes, intent, and concerns related to vaccination; local incidence of COVID-19; individual circumstances (e.g., disease activity, medications, comorbidities) that may affect risk; ability to adhere to nonpharmacologic public health interventions; and vaccine efficacy and potential safety concerns (e.g., local or systemic reactogenicity, potential for disease worsening or flare).

The epidemiology of viral infection risk in RMD patients, and specifically, the risk for infection due to SARS-CoV-2, was then discussed. For this topic, the task force elected to narrow the scope of the patient population under consideration and define a presumably higher-risk subgroup of patients with RMDs. Some RMD conditions would include those managed by rheumatology

providers but not generally associated with high levels of systemic inflammation (e.g., osteoarthritis, fibromyalgia, osteoporosis) and for which conventional, biologic, or targeted synthetic disease-modifying antirheumatic drugs (DMARDs) or other therapies with immunosuppressive effects are typically not indicated. The patient population was thus restricted to those with AIIRDs (see Supplementary Table 1 for definitions, available on the *Arthritis & Rheumatology* website at <http://onlineibrary.wiley.com/doi/10.1002/art.42372>). Among these individuals, the risk for incident viral infections (e.g., herpes zoster) was rated as being higher than for the general population (22–24). There was also agreement that AIIRD patients are likely to be at increased risk for hospitalized SARS-CoV-2 infection (25–29) and that age, race/ethnicity (especially for underrepresented minorities), and sex were important risk factors that needed to be considered (30–32) in evaluating risk at the individual patient level.

Multimorbidity was felt to likewise play an important role in the risk for developing severe COVID-19. While some population-based epidemiologic studies of COVID-19 incidence and outcomes in AIIRD patients have controlled for general multimorbidity or specific comorbidities (25,26,34), the panel recognized that some comorbidities that increase infection risk were shared risk factors for development of AIIRDs (e.g., smoking and related pulmonary conditions associated with incident RA). These may represent direct manifestations such as interstitial lung disease associated with some AIIRDs, or they could be downstream sequelae causally related to the underlying inflammatory processes of AIIRDs or their treatment (e.g., premature and advanced atherosclerotic vascular disease in systemic lupus erythematosus (SLE) patients; obesity, diabetes, and features of the metabolic syndrome in PsA patients or those receiving long-term glucocorticoids). For that reason, adjustment for these comorbidities might be inappropriate and would underestimate the risk of COVID-19 infection in patients with AIIRDs. Therefore, age- and sex-adjusted risk estimates were preferred by some task force members when comparing risk and outcomes of COVID-19 in AIIRD patients to the general population.

The few large population-based studies of COVID-19 incidence and outcomes in AIIRD patients had minimal demographic diversity, and therefore race/ethnicity could not be easily evaluated as an independent risk factor. Finally, the panel acknowledged challenges in being able to disentangle the independent role of the disease activity and severity of various AIIRDs from the medications used to treat them (e.g., higher-dose glucocorticoids [35]), so-called confounding by severity, as risk factors for worse COVID-19 outcomes.

Despite these important methodologic caveats and acknowledged limitations in the evidence base, AIIRD patients were rated as having worse outcomes (e.g., need for intensive care unit [ICU] treatment, mechanical ventilation, persistent infection, death) following COVID-19 compared to patients of similar age and sex without such conditions (25–29,36). In terms of the

policy implications of this reasoning, the task force agreed that when the vaccine supply is constrained, as it was early in the pandemic, AIIRD patients should be prioritized to be allocated to receive vaccination before the nonprioritized general population of similar age and sex (37). The panel recognized important heterogeneity across AIIRD conditions, such that (for example) an RA patient with quiescent disease treated only with hydroxychloroquine likely has a lower risk for COVID-19 and adverse outcomes compared to a patient with very active vasculitis treated with intravenous (IV) cyclophosphamide or rituximab (RTX) and high-dose glucocorticoids (33), although the protection conferred by COVID-19 vaccination may also differ greatly.

Turning attention to vaccination of individual patients, the task force felt that there were no additional known contraindications to receipt of the COVID-19 vaccine other than known allergies to vaccine components as stipulated by guidance from the CDC (38) and thrombosis with thrombocytopenia following a previous dose of the Janssen COVID-19 vaccine (or other vaccines not currently authorized that are based on adenovirus vectors, e.g., AstraZeneca COVID-19 vaccine). Extrapolating evidence derived from studies of other vaccines, the expected response to vaccination in many AIIRD patients receiving certain systemic immunomodulatory therapies was deemed likely to be blunted, albeit with uncertain diminution in either the magnitude or duration of response compared to the general population (38,39). The task force acknowledged a paucity of direct evidence supporting this assertion and placed great importance on prioritizing this topic as part of a future research agenda. The timing of vaccination was considered more ideal in the setting of well-controlled disease, yet the task force noted that patients and their providers should not be dissuaded from vaccination under less-than-ideal conditions, with additional timing considerations as discussed below.

Based on data derived from the published literature, a potential risk for a flare of the patient's underlying AIIRD following vaccination was acknowledged. For example, based on randomized controlled trial data (40), the frequency of flare was higher in RA patients randomized to have methotrexate (MTX) withheld at the time of influenza vaccination compared to those randomized to continue (10.6% versus 5.1%, respectively), with flare defined as an increase in the Disease Activity Score in 28 joints (DAS28) of >1.2, or >0.6 if the baseline DAS28 was  $\geq 3.2$  (41). A subsequent pooled analysis that included that trial and another showed that while the mean change in DAS28 did not differ between groups, the adjusted flare rate in the 2-week withhold group (MTX withhold) was 2.90-fold higher (95% confidence interval 0.96–4.56;  $P = 0.063$ ) compared to the group that continued MTX (MTX continue), with a difference in proportions experiencing flare of 10.8% (MTX withhold group) versus 5.8% (MTX continue group) (40,42–44). This risk of flare or disease worsening was catalogued as an important topic slated for the future research agenda. Finally, although some new-onset AIIRDs (e.g., RA, vasculitis) or

**Table 3.** Recommendations for primary and supplemental dosing of the COVID-19 vaccine in RMD patients\*

Statement domain	Guidance statement	Level of task force consensus
Clinical practice	RMD and AIIRD patients should receive COVID-19 vaccination, consistent with the age restriction of the EUA and/or FDA approval.†	Strong
Clinical practice	RMD patients without an AIIRD who are receiving immunomodulatory therapy should be vaccinated in a similar manner as described in this guidance as AIIRD patients receiving those same treatments.	Moderate
Vaccine effectiveness/safety	For AIIRD patients who are not yet vaccinated, either of the mRNA vaccines is recommended over the Johnson & Johnson vaccine. There is no recommendation for one mRNA vaccine over another.‡	Moderate
Vaccine effectiveness	For a multidose primary vaccine, AIIRD patients should receive the second dose of the same vaccine, even if there are nonserious adverse events associated with receipt of the first dose, consistent with timing described in CDC guidelines (32).	Strong
<b>Clinical practice</b>	<b>RMD and AIIRD patients who completed the primary COVID vaccine series of 3 doses and are expected to have mounted an inadequate vaccine response should receive supplemental doses (e.g., ≥2 additional boosters, for a total of 5 doses) as recommended by the CDC for immunocompromised individuals.‡</b>	<b>Strong</b>
Clinical practice	For patients who previously completed the mRNA COVID-19 vaccine series an mRNA vaccine supplemental dose of either type (Pfizer or Moderna) is preferred.	Moderate
<b>Clinical practice</b>	<b>Primary vaccination, supplemental dosing, and booster doses should be given regardless of whether patients have experienced natural COVID-19 infection.</b>	<b>Strong</b>
Clinical practice	Health care providers should not routinely order any laboratory testing (e.g., antibody tests for IgM and/or IgG to spike or nucleocapsid proteins) to assess immunity to COVID-19 postvaccination, nor to assess the need for vaccination in an as-yet-unvaccinated person.§	Strong
Public health	Following COVID-19 vaccination, RMD patients should continue to follow all public health guidelines regarding physical distancing and other preventive measures.¶	Strong
<b>Clinical practice</b>	<b>For high-risk AIIRD patients, pre-exposure prophylaxis monoclonal antibody treatment is recommended when available, if licensed or approved under FDA EUA.#</b>	<b>Moderate</b>
Clinical practice/public health	Household members and other frequent close contacts of AIIRD patients should undergo COVID-19 vaccination when available to them to facilitate a “cocooning effect” that may help protect the AIIRD patient.	Moderate
Vaccine effectiveness/disease-related	While vaccination would ideally occur in the setting of well-controlled AIIRD, except for AIIRD patients with life-threatening disease (e.g., in the ICU for any reason), COVID-19 vaccination should occur as soon as possible for those for whom it is being recommended, irrespective of disease activity and severity.	Strong

\* Boldface text indicates updates that were added to the version 5 summary document in early 2022. RMD = rheumatic and musculoskeletal disease; EUA = Emergency Use Authorization; AIIRD = autoimmune and inflammatory rheumatic disease; ICU = intensive care unit.

† Age ≥6 months as of June 19, 2022.

‡ **The timing of booster shot intervals is somewhat vaccine-dependent. For both the Moderna and Pfizer mRNA vaccines, a booster shot is recommended ≥3–4 months after completion of the 3-dose primary vaccine series. The recommended interval for those having received the Johnson & Johnson vaccine is ≥2 months (ref. 47).**

§ Given uncertainties in the interpretation of laboratory testing following vaccination as it would impact clinical decision-making, the panel reaffirmed this statement in Version 4 of this guidance document.

¶ The task force discussed the possibility of recommending additional and more sustained public health measures for patients with AIIRD. After deliberation, they did not elect to exceed current public health authority guidance given uncertainties about the clinical effectiveness of vaccination in such patients. The appropriateness for continued preventive measures (e.g., masking, physical distancing) should be discussed with patients as their rheumatology providers deem appropriate.

# **High risk is defined as moderately to severely compromised immune systems in individuals who may not mount an adequate immune response to COVID-19 vaccination. Note that the US Food and Drug Administration (FDA) authorization and Centers for Disease Control and Prevention (CDC) recommendations will be influenced based upon the dominant variants of SARS-CoV-2 circulating in the US (<http://www.fda.gov/news-events/press-announcements/coronavirus-covid-19-update-fda-limits-use-certain-monoclonal-antibodies-treat-covid-19-due-omicron>). At the time of this update, neither bamlanivimab and etesevimab (administered together) nor casirivimab and imdevimab are licensed or available under FDA EUA given their lack of activity against the omicron variant, the dominant strain circulating in the US. See Supplementary Table 5 for further details (on the *Arthritis & Rheumatology* website at <http://onlinelibrary.wiley.com/doi/10.1002/art.42372>).**

flares of preexisting AIIRDs have been reported after COVID-19 in published case reports (45,46), the expected benefit of vaccination for AIIRD patients was thought to outweigh any theoretical risk for the development of new-onset autoimmune conditions or other potentially immune-mediated manifestations or abnormalities (e.g., Bell's palsy, Guillain-Barré syndrome, anti-RNA antibodies in SLE patients, immune thrombocytopenic purpura) following vaccination.

**Indications for vaccination and timing considerations.** As summarized in Table 3, and consistent with guidance from the CDC for the general US population and for immunocompromised individuals (47), the panel recommended that RMD and AIIRD patients be offered and receive vaccination against SARS-CoV-2. Discussion was held regarding the age cutoff for vaccination, and the panel agreed that guidance should be made consistent with the EUA of available vaccines (i.e., age ≥6 months as of June 19, 2022).

Recommendations on which patients should be vaccinated were extended to patients with RMDs who did not have conditions typically considered to be AIIRDs but for which immunomodulatory or DMARD therapies might be used off-label. For example, patients with erosive osteoarthritis might receive MTX, or gout patients treated with pegloticase might be concomitantly treated with MTX to reduce pegloticase immunogenicity. These circumstances, in which MTX or another immunomodulatory therapy is being used for a non-AIIRD condition, would be treated synonymously with the guidance for MTX offered in this document. However, within the category of patients with AIIRDs and/or those receiving immunomodulatory therapies, substantial heterogeneity of disease- and treatment-related risk factors was noted. Some AIIRD patients were expected to be at higher risk for infection and morbidity than others, and thus the impetus for COVID-19 vaccination might be stronger for some individual patients or patient groups (e.g., patients with SLE receiving cytotoxic therapy and higher-dose glucocorticoids, or patients receiving RTX therapy), although the vaccine might be less effective in these same individuals.

Extensive discussion was held regarding whether consideration for a particular vaccine or vaccine platform (e.g., messenger RNA [mRNA] versus adenoviral vector) might be preferred in general, or for select patients, based on potential differences in effectiveness or safety. Based on the task force members' ratings and the vaccine options in the US, the expert panel reached consensus on the guidance that RMD patients undergoing vaccination are recommended to receive whichever SARS-CoV-2 mRNA vaccine is available to them. Either of the mRNA vaccines is recommended over the single-dose Johnson & Johnson vaccine. The task force noted that none of the other SARS-CoV-2 vaccine candidates in development would be classified as a canonical live virus vaccine, including the adenoviral vector-based vaccines which are replication deficient (48). Thus, the usual prohibitions against the use of live virus vaccines in immunosuppressed patients do not apply. The conclusions in this report predated the EUA for the Novavax COVID-19 vaccine in the US.

Following receipt of the first dose in a vaccine series, patients were recommended to receive the second dose of the same type of vaccine, assuming no contraindication to the second dose per CDC guidance (e.g., a severe allergic reaction, or an immediate allergic reaction of any severity to the vaccine or any of its components, including polyethylene glycol) (37,49). Persons who develop SARS-CoV-2 infection between the first and second dose of a 2-dose vaccine series should delay the second dose until they have recovered from the acute illness (if symptomatic) and discontinued isolation, and then they should receive the second dose without delay (37,49). Consistent with CDC guidance (50), SARS-CoV-2-infected patients who received monoclonal antibodies or convalescent plasma as part of treatment for COVID-19 are no longer recommended to defer vaccination following receipt of antibody products (anti-SARS-CoV-2

monoclonal antibodies or convalescent plasma). Also consistent with CDC guidance (49), providers may co-administer other vaccines at the same time as COVID-19 vaccines, and without regard to the timing of other vaccines.

According to CDC guidelines, for patients who previously completed the 2-dose mRNA series or received the 1-dose Johnson & Johnson COVID-19 vaccine, a supplemental COVID-19 vaccine dose is recommended  $\geq 28$  days after the completion of the vaccine series so as to complete the recommended 3-dose primary vaccine series. This guidance applies to AIIRD patients receiving any immunosuppressive or immunomodulatory therapy other than hydroxychloroquine monotherapy. In making this statement, the task force recognized the high potential for confusion related to nomenclature between an additional primary dose and a booster dose. A "third dose" is the term that had typically been used to refer to an additional primary dose of a vaccine given to patients who previously completed the primary vaccine series (i.e., the 2-dose mRNA vaccine series) and who may have mounted a suboptimal response due to immunosuppressive medications or an immunocompromised medical condition (49–55). In contrast, a "booster dose" refers to an additional dose given to patients who are expected to have mounted an adequate response but in whom the response may have waned over time (49,55–61). AIIRD patients are now recommended to receive a total of 5 vaccine doses, consistent with CDC guidance (47–49). The timing of booster doses may be as early as 3–4 months for mRNA vaccines, following the CDC guidance for moderately to severely immunocompromised patients (50). At this time, AIIRD patients being "up-to-date" in relation to vaccination means they have received all 3 doses of the primary series plus 2 boosters. Future FDA and CDC guidance may recommend subsequent booster doses beyond the fifth dose, based upon evolving science as to the duration of protection conferred by booster doses and in light of the dominant circulating strains of SARS-CoV-2 present in the community.

The task force reviewed the evidence for homologous versus heterologous (i.e., "mix and match") supplemental/booster dosing (62–69). After consideration, and similar to the preference for an mRNA vaccine for primary vaccination, patients who previously completed the mRNA COVID-19 vaccine series or 1-dose Johnson & Johnson COVID-19 vaccine are recommended to receive an mRNA vaccine supplemental/booster dose, either Pfizer or Moderna (70–72).

AIIRD patients at high risk for poor outcomes related to COVID-19 were recommended to receive monoclonal antibody therapy with casirivimab and imdevimab (Regeneron) if available, either as prevention (i.e., post-exposure prophylaxis for asymptomatic, recently exposed patients) or as treatment for newly symptomatic patients (see Supplementary Table 3, <http://onlinelibrary.wiley.com/doi/10.1002/art.42372>). Other therapies are now available for outpatient treatment of high-risk patients with symptomatic infection, and these should be strongly



considered in AIIRD patients, most of whom qualify as high-risk and are therefore likely to benefit from antiviral therapy. Household members and other frequent close contacts of AIIRD patients were recommended to undergo COVID-19 vaccination when available, in order to facilitate a “cocooning effect” that may help protect at-risk AIIRD patients. However, the priority for vaccination for these close contacts does not need to be elevated at this time, since there is adequate vaccine supply.

A series of statements were rated by the panel with respect to the general timing of COVID-19 vaccination in relation to AIIRD disease activity, again acknowledging a dearth of direct evidence. Except for those with severe and life-threatening illness (e.g., a hospitalized patient receiving treatment in the ICU for any condition), vaccination was recommended irrespective of disease activity and severity. Even for ICU-treated patients for whom vaccination was recommended to be deferred for a short time, the task force felt that when the patient was well enough to be discharged from the hospital, vaccination would likely be appropriate. For AIIRD patients in other settings, including those with either active but non-life-threatening disease, and certainly for patients with stable and/or low disease activity, vaccination was recommended. Multisystem inflammatory syndrome in children (MIS-C) and multisystem inflammatory syndrome in adults (MIS-A) are hyperinflammatory conditions that occur several weeks following COVID-19 and can lead to hospitalization, organ failure, and death. It is clear that COVID-19 immunization is protective against MIS-C and MIS-A, with very few MIS cases occurring in breakthrough infections (73). There has been historical concern regarding whether it is safe to vaccinate patients with a history of MIS. A recent case series supports safety of post-MIS-C vaccination (74), and current CDC guidance encourages post-MIS-C vaccination once patients are >90 days out from infection, have recovered from active infection, and have regained normal cardiac function (75). Finally, patients naive to or not currently receiving immunomodulatory therapies were recommended to receive their first dose of vaccine without delay. Additional considerations for medication timing are subsequently discussed.

#### **Treatment-specific timing of primary vaccination.**

There was recognition that the ability to carefully time COVID-19 vaccination is sometimes limited in a real-world setting, and the overarching view was that COVID-19 vaccination should be given rather than not given if timing in relation to immunomodulatory drugs is not under the provider’s or patient’s control.

Strong consensus was achieved regarding the statement to not delay COVID-19 vaccination for patients receiving hydroxychloroquine, sulfasalazine, leflunomide, apremilast, or IV immunoglobulin (10,76). A similar recommendation with moderate consensus was achieved for most of the remaining immunomodulatory therapies considered (77–88).

One exception was RTX (10,11,89–93), for which the panel recommended to schedule vaccination such that the vaccine

series would be initiated ~4 weeks prior to the next scheduled RTX dose. For example, a patient receiving RTX as a 2-dose cycle (spaced 2 weeks apart), with cycles repeating every 6 months, would be recommended to initiate vaccination ~5 months after the start of the prior RTX cycle. RTX dosing could then be resumed 2–4 weeks after the second COVID-19 vaccination, as discussed in the next section. Those receiving RTX cycles at 4-month intervals would initiate vaccination 3 months after the prior RTX cycle. In order to follow this recommendation, the task force invoked the assumption that a patient’s COVID-19 risk was low or able to be mitigated by preventive health measures. The rationale for this recommendation comes from a study demonstrating minimal response to influenza vaccination in 11 patients vaccinated 4–8 weeks after RTX treatment, with modestly restored responses in patients vaccinated 6–10 months after their last RTX dose (94), as well as data demonstrating that B cell-depleting therapy greatly attenuates the response to COVID-19 vaccination (95).

As the second statement for which consensus was not achieved, the panel was uncertain about whether to delay vaccination if an AIIRD patient was receiving glucocorticoids at a prednisone-equivalent dose of  $\geq 20$  mg per day. Controversy stemmed as to whether vaccine response might be blunted in this circumstance, which may relate to the glucocorticoids themselves or to the presumably high disease activity and severity (96,97). Other factors discussed included the disease being treated and the medical management considerations if the patient were to manifest systemic reactivity (e.g., persistent high fever). Concern regarding an attenuated response to the vaccine in this circumstance would be partially mitigated if there was a possibility to later order serologies or other laboratory tests, and clinicians were able to assess vaccine-induced immunity and administer a booster or revaccinate if needed. However, such laboratory-based correlates of protection are not currently available.

#### **Use and timing of immunomodulatory therapies in relation to COVID-19 vaccination administration.**

The task force continued to update its literature review through October 2021 and selectively beyond that cutoff date based on content importance, including published information regarding the immunogenicity and safety of primary vaccination in RMD patients (70,71,98) and the literature on supplemental/booster vaccine dosing in non-RMD patients (99,100). Considering the goal to align guidance for recommendations related to primary vaccination, additional primary vaccination, and booster dosing to facilitate ease of implementation, the task force harmonized their recommendations for the use and timing of immunomodulatory therapies related to all vaccine administrations. Updated recommendations are shown in Table 4.

Based on some evidence that immunosuppressive therapies may attenuate vaccine response (70,101–103), for abatacept, belimumab, and most conventional (e.g., mycophenolate mofetil,

**Table 4.** Guidance related to the use and timing of immunomodulatory therapies in relation to COVID-19 vaccination administration in RMD patients\*

Medication(s)	Timing considerations for immunomodulatory therapy and vaccination	Level of task force consensus
Abatacept (IV)	Time vaccination to occur 1 week prior to the next dose of abatacept (IV).	Moderate
Abatacept (SC)	Withhold for 1–2 weeks (as disease activity allows) after each COVID-19 vaccine dose.	Moderate
Acetaminophen, NSAIDs	Assuming that disease is stable, withhold for 24 hours prior to vaccination. No restrictions on use post vaccination to once symptoms develop.	Moderate
Belimumab (SC)	Withhold for 1–2 weeks (as disease activity allows) after each COVID-19 vaccine dose.	Moderate
TNFi, IL-6R, IL-1R, IL-17, IL-12/23, IL-23, and other cytokine inhibitors†	The task force failed to reach consensus on whether or not to temporarily interrupt these following each COVID-19 vaccine dose, including both primary vaccination and supplemental/booster dosing.	Moderate
Cyclophosphamide (IV)	Time cyclophosphamide administration so that it will occur ~1 week after each vaccine dose, when feasible.	Moderate
HcQ, <b>IVIG</b>	No modifications to either immunomodulatory therapy or vaccination timing.	Strong (HcQ), <b>Moderate (IVIG)</b>
Rituximab or other anti-CD20 B cell-depleting agents	Discuss the optimal timing of dosing and vaccination with rheumatology provider before proceeding.‡	Moderate
All other conventional and targeted immunomodulatory or immunosuppressive medications (e.g., JAK inhibitors, MMF) except for those listed above§	Withhold for 1–2 weeks (as disease activity allows) after each COVID-19 vaccine dose.	Moderate

\* This guidance applies to both primary vaccination and supplemental/booster dosing. Boldface text indicates updates that were added to the version 5 summary document early in 2022. For details on the history of updates to these guidance statements, see Supplementary Table 6, on the *Arthritis & Rheumatology* website at <http://onlinelibrary.wiley.com/doi/10.1002/art.42372>. RMD = rheumatic and musculoskeletal disease; IV = intravenous; SC = subcutaneous; NSAIDs = nonsteroidal antiinflammatory drugs; TNFi = tumor necrosis factor inhibitor; HcQ = hydroxychloroquine; IVIG = intravenous immunoglobulin.

† Examples of cytokine and kinase inhibitors include the following: for interleukin-6 receptor (IL-6R), sarilumab and tocilizumab; for IL-1 receptor antagonist (IL-1Ra), anakinra and canakinumab; for IL-17, ixekizumab and secukinumab; for IL-12/IL-23, ustekinumab; for IL-23, guselkumab and risankizumab; for JAK inhibitors, tofacitinib, and upadacitinib.

‡ Some practitioners measure CD19 B cells as a tool with which to time the booster and subsequent rituximab dosing. For those who elect to dose without such information, or for whom such measurement is not available or feasible, a supplemental vaccine dose 2–4 weeks should be provided before next anticipated rituximab dose (e.g., at month 5.0 or 5.5 in patients being administered rituximab every 6 months).

§ Includes apremilast, azathioprine, calcineurin inhibitors, cyclophosphamide (oral), intravenous immunoglobulin (IVIG), leflunomide, methotrexate, JAK inhibitors (tofacitinib, upadacitinib), mycophenolate mofetil (MMF), and sulfasalazine.

MTX [104], azathioprine) and targeted (e.g., JAK inhibitor) immunomodulatory therapies, the task force recommended to withhold these for 1–2 weeks after each COVID-19 vaccine dose, assuming disease activity allows. For biologics that inhibit certain cytokines (e.g., tumor necrosis factor, interleukin-6 receptor [IL-6R], IL-1R, IL-17, IL-12/23, IL-23), the task force failed to reach consensus on whether or not to temporarily interrupt these following each COVID-19 vaccine dose. Some panel members felt that withholding treatment for 1–2 weeks was unnecessary, had minimal effect on vaccine response (70,105), and could put the patient at greater increased risk for disease to worsen. In contrast, other task force members felt that even limited evidence suggesting the possibility that these therapies could attenuate vaccine response should result in a recommendation of a temporary interruption of therapy (106,107). For that reason, no consensus was reached, and decision-making was deferred to the discretion of individual providers and patients.

Hydroxychloroquine was a notable exception, as the task force recommended that this therapy not be interrupted. Given

the complexities of RTX dosing for RA, vasculitis, and other potential off-label uses (e.g., SLE), as well as the substantial literature suggesting that vaccine response is attenuated by B cell-depleting therapies (70,101,108,109), the task force recommended that patients discuss the optimal timing of RTX and other B cell-depleting therapies and vaccination timing with their rheumatology provider before proceeding. While some clinicians measure CD19 B cells and use the information to time the vaccine booster and subsequent RTX dosing, this option may not be available in community practice settings. For those who elect to dose B cell-depleting therapies without such information, or for whom such measurement is not available or feasible, additional doses of the vaccine were recommended 2–4 weeks before the next anticipated dose (e.g., at month 5.0 or 5.5 for patients on an recurring 6-month RTX dosing schedule).

Finally, based on the literature suggesting that acetaminophen and/or nonsteroidal antiinflammatory drugs may somewhat impair vaccine response (110), the task force recommended withholding these for 24 hours prior to vaccination, assuming that

**Table 5.** Research agenda for future COVID-19 vaccine studies in RMD patients proposed by the task force\*

Conduct clinical efficacy and laboratory-based immunogenicity studies in RMD patients following vaccination, especially for AIIRD patients receiving certain immunomodulatory therapies (e.g., methotrexate, abatacept, JAK inhibitors, rituximab, mycophenolate, GCs).
Optimize response to primary vaccination and supplemental/booster dose by considering timing related to intentional short-term cessation of certain immunomodulatory therapies (e.g., methotrexate, subcutaneous abatacept, JAK inhibitors, mycophenolate) to optimize vaccine response.
Evaluate risk of disease flare, disease worsening, and systemic reactogenicity following COVID-19 vaccination in RMD patients, by disease and in relation to background immunomodulatory therapies.
Directly compare vaccines and vaccine platforms for the above efficacy, immunogenicity, and safety outcomes: notable given the potential for some COVID-19 vaccines to achieve the minimum threshold for the FDA's EUA yet have seemingly lower vaccine efficacy based on large clinical trials in non-RMD patients.
Conduct long-term follow-up for durability and magnitude of vaccine protection in relation to various immunomodulatory medications, and as new SARS-CoV-2 strains emerge.
Assess benefits and timing of additional COVID-19 vaccine administration (i.e., booster doses).
Generate real-world evidence (e.g., large pragmatic trial or observational studies) embedded in routine clinical practice to study the above topics, especially to promote large-scale safety surveillance.
Establish a biorepository with associated clinical data infrastructure to facilitate future COVID-19 (and possibly other) vaccine-related research in RMD patients, considering the future potential to identify laboratory-based correlates of protection relevant for individual patients.
Identify laboratory-based serologic testing to identify patients with a suboptimal response to COVID-19 vaccination who might be candidates for additional booster doses or need to repeat the vaccination series.
Evaluate the impact of coadministration of the COVID-19 vaccine given concurrently with other, non-live-virus vaccines (e.g., shingles, influenza, pneumococcal) on vaccine immunogenicity and tolerability.
Optimize approaches to address vaccine hesitancy for high-risk RMD patients who are reticent or unwilling to undergo vaccination, with particular attention to vulnerable populations (e.g., underrepresented racial/ethnic groups).
Identify COVID-19 vaccine-induced immune parameters (immunogen-specific neutralizing antibody levels, total immunogen-specific antibody levels or isotypes, T cell immunity, innate immunity) or host determinants that are predictive of successful host response to vaccine, as reflected by protection from infection or mitigation of morbidity during subsequent infection.
Conduct large epidemiology studies of COVID-19 outcomes (e.g., using large administrative databases of health plans, electronic health record data [e.g., the ACR RISE registry], or other data sources or methods) and examine the role of AIIRD disease features, treatments, and vaccination. While risk factors for incident disease may be shaped by confounding and unmeasured variability in exposure, examining outcomes conditioning on incident COVID-19 diagnosis may be more fruitful.

\* RMD = rheumatic and musculoskeletal disease; AIIRD = autoimmune and inflammatory rheumatic disease; GCs = glucocorticoids; FDA = US Food and Drug Administration; EUA = Emergency Use Authorization; ACR = American College of Rheumatology; RISE = Rheumatology Informatics System for Effectiveness.

disease is stable. There was no prohibition against their use in patients who experience local or systematic symptoms postvaccination (49).

As an outgrowth of the evidence report, the task force assembled a research agenda where evidence was lacking (Table 5). Given that there was little direct evidence in any RMD population, the topics were broad and spanned domains related to clinical effectiveness, safety, flare, reactogenicity, study design, immunogenicity, and laboratory-based correlates of protection. With the relatively small size of the task force, no attempt was made to prioritize these topics given the expectation that they would evolve over time and as new science in non-RMD populations was forthcoming.

## DISCUSSION

This ACR guidance encompasses the optimal use of COVID-19 vaccines, including supplemental/booster dosing, for patients with rheumatic and musculoskeletal diseases. It is intended to aid in the care of individual patients but not to supplant personalized care or constrain shared decision-making with patients. The mRNA vaccine platform is novel, and considerations for vaccines developed on this platform may differ from those relevant to other vaccines. The guidance regarding the use and timing of immunomodulatory medications was often based on extrapolation of the available evidence of their immunologic effects as they relate to other vaccines and vaccine platforms. As such, all of these recommendations are considered conditional. Finally, the task force advised health care providers to avoid being overly dogmatic in following these recommendations. The attempt to optimize vaccine response in relation to the use and timing of immunosuppressive medications should not compromise a willing patient's ability to undergo vaccination in a timely manner and risk a missed vaccination opportunity.

As an overarching principle, the sparsity of information regarding COVID-19 vaccination in RMD patients yielded a need for extrapolation based on the literature published for other vaccines. The evidence base was, therefore, of low or very low quality and suffered from indirectness (12) in almost all respects. The guidance provided herein represents a balance between evidence regarding efficacy, effectiveness, safety, feasibility (e.g., withholding a therapy with a long half-life or extended recirculation like leflunomide may be unrealistic), expected vaccine availability, and tradeoffs in resource utilization. For example, vigorous debate was held about whether it was preferable to vaccinate a high-risk patient in a suboptimal circumstance (e.g., active disease, receiving high-dose glucocorticoids, receiving cytotoxic therapy), under the assumption that the vaccine would confer at least some protection to a patient at high risk for a poor outcome if they contract COVID-19. Or rather, might it be preferable to wait until a more optimal circumstance presented itself? However, given the uncertainty in most medical settings to predict the future course of a patient's AIIRD

or the need for additional immunomodulatory treatments, a more salutary setting to optimize vaccine response might never materialize. Thus, the task force typically favored proceeding more immediately with vaccination.

The strengths of this effort are notable given the need presented by the availability of new COVID-19 vaccines and critical questions about how to best use those vaccines for RMD patients. The task force generated an evidence summary over a very compressed time frame and leveraged a well-established consensus methodology process used previously by the ACR. Of high importance, the task force's composition included experts in rheumatology, infectious disease, and public health, representing a plurality of different stakeholder perspectives.

Regarding important limitations, our ability to generalize from the literature for other vaccines and vaccine platforms in RMD patients to the novel COVID-19 vaccines now available in the US is limited. Vaccination against SARS-CoV-2 raises different issues than those for other vaccine-preventable illnesses, given the potential for ongoing public health measures to partially mitigate exposure. This guidance therefore must be interpreted by clinicians and patients in light of underlying principles rather than considering them either prescriptive or proscriptive. For example, an AIIRD patient with minimal public contact who is able to strongly adhere to all preventive health measures might choose to withhold RMD treatments or briefly defer vaccination in accordance with this guidance, whereas this same decision may not be possible for a patient employed in a high-risk setting (e.g., front-line health care, or long-term care facility). From a vaccine policy and recommendation context, the task force prioritized simplicity, noting that this guidance would be expected to apply to the care of most RMD patients in most settings.

Finally, the procedures used to develop this guidance did not follow the rigorous methodology routinely used by the ACR when formal clinical practice guidelines are created, although they were adherent to the ACR standardized operating procedures for guidance documents (13). This was an expected limitation given the accelerated time frame desired by the ACR to issue practical and timely recommendations both to its membership and to the rheumatology community. Once the urgency of the pandemic has passed, the work of this task force will eventually be folded back under the aegis of the broader ACR vaccine guideline development group, charged with covering this and all other vaccines in the context of RMDs, and the more typical guideline development process favored by the ACR will be applied. Additional and important input from other stakeholders, including patients and patient advocates, will also be sought, as the ACR has done for past clinical practice guidelines (6). At present, and given the continued evolution in the literature for immunosuppressed individuals with respect to SARS-CoV-2 vaccination, embedding COVID vaccination guidelines into the more traditional ACR guideline process is not expected until 2024 or beyond.

Note that these revisions predated the EUA for the Novavax COVID-19 vaccine in the US and the availability of the monkeypox vaccine. As new safety and efficacy evidence becomes available for COVID-19 vaccines in patients with RMDs and AIIRDs, the ACR's guidance document will continue to be updated and expanded, consistent with the notion of a "living document." The need for future updates will be routinely assessed by the ACR, this task force, and the larger ACR guideline development group; they will do this by considering publications and evidence generated by the literature and public health agencies. The ACR is committed to maintaining this process throughout the pandemic to facilitate evidence-based practice and promote optimal outcomes for all patients with RMDs and AIIRDs with respect to mitigating COVID-19 risk.

## ACKNOWLEDGMENTS

The task force would like to thank Regina Parker (ACR) for her role in coordinating the activities of the Task Force.

## AUTHOR CONTRIBUTIONS

All authors were involved in drafting the article or revising it critically for important intellectual content, and all authors approved the final version to be published. Dr. Curtis had full access to all of the data in the study and takes responsibility for the integrity of the data and the accuracy of the data analysis.

**Study conception and design.** Curtis, Johnson, Anthony, Arasaratnam, Baden, Bass, Calabrese, Gravallesse, Harpaz, Kroger, Sadun, Turner, Williams, Mikuls.

**Acquisition of data.** Curtis, Johnson, Anthony, Arasaratnam, Baden, Bass, Calabrese, Gravallesse, Harpaz, Kroger, Sadun, Turner, Williams, Mikuls.

**Analysis and interpretation of data.** Curtis, Johnson, Anthony, Arasaratnam, Baden, Bass, Calabrese, Gravallesse, Harpaz, Kroger, Sadun, Turner, Williams, Mikuls.

## REFERENCES

1. Van der Heijde D, Daikh DI, Betteridge N, Burmester GR, Hassett AL, Matteson EL, et al. Common language description of the term rheumatic and musculoskeletal diseases (RMDs) for use in communication with the lay public, healthcare providers, and other stakeholders endorsed by the European League Against Rheumatism (EULAR) and the American College of Rheumatology (ACR). *Arthritis Rheumatol* 2018;70:826–31.
2. Mikuls TR, Johnson SR, Fraenkel L, Arasaratnam RJ, Baden LR, Bermas BL, et al. American College of Rheumatology guidance for the management of rheumatic disease in adult patients during the COVID-19 pandemic: version 3. *Arthritis Rheumatol* 2021;73:e1–12.
3. US Food and Drug Administration. Vaccines and Related Biological Products Advisory Committee meeting: FDA briefing document Pfizer-BioNTech COVID-19 vaccine. December 2020. URL: <https://www.fda.gov/media/144245/download>.
4. US Food and Drug Administration. Vaccines and Related Biological Products Advisory Committee meeting: FDA briefing document Moderna COVID-19 vaccine. December 2020. URL: <https://www.fda.gov/media/144434/download>.
5. Singh JA, Furst DE, Bharat A, Curtis JR, Kavanaugh AF, Kremer JM, et al. 2012 update of the 2008 American College of Rheumatology

- recommendations for the use of disease-modifying antirheumatic drugs and biologic agents in the treatment of rheumatoid arthritis. *Arthritis Care Res (Hoboken)* 2012;64:625–39.
6. Singh JA, Saag KG, Bridges SL Jr, Akl EA, Bannuru RR, Sullivan MC, et al. 2015 American College of Rheumatology guideline for the treatment of rheumatoid arthritis. *Arthritis Rheumatol* 2016; 68:1–26.
  7. Fraenkel L, Bathon JM, England BR, St. Clair EW, Arayssi T, Carandang K, et al. 2021 American College of Rheumatology guideline for the treatment of rheumatoid arthritis. *Arthritis Rheumatol* 2021;73:1108–23.
  8. Singh JA, Guyatt G, Ogdie A, Gladman DD, Deal C, Deodhar A, et al. 2018 American College of Rheumatology/National Psoriasis Foundation guideline for the treatment of psoriatic arthritis. *Arthritis Rheumatol* 2019;71:5–32.
  9. Furer V, Rondaan C, Heijstek MW, Agmon-Levin N, van Assen S, Bijl M, et al. 2019 update of EULAR recommendations for vaccination in adult patients with autoimmune inflammatory rheumatic diseases. *Ann Rheum Dis* 2020;79:39–52.
  10. Rondaan C, Furer V, Heijstek MW, Agmon-Levin N, Bijl M, Breedveld FC, et al. Efficacy, immunogenicity and safety of vaccination in adult patients with autoimmune inflammatory rheumatic diseases: a systematic literature review for the 2019 update of EULAR recommendations. *RMD Open* 2019;5:e001035.
  11. Van Assen S, Agmon-Levin N, Elkayam O, Cervera R, Doran MF, Dougados M, et al. EULAR recommendations for vaccination in adult patients with autoimmune inflammatory rheumatic diseases. *Ann Rheum Dis* 2011;70:414–22.
  12. Guyatt GH, Oxman AD, Kunz R, Woodcock J, Brozek J, Helfand M, et al. GRADE guidelines: 8. Rating the quality of evidence—indirectness. *J Clin Epidemiol* 2011;64:1303–10.
  13. American College of Rheumatology. American College of Rheumatology Guidance Subcommittee and Endorsement of Guidance Documents, 2020. URL: <https://www.rheumatology.org/Portals/0/Files/ACR-Guidance-Subcommittee-Processes-Framework.pdf>.
  14. Fitch K, Bernstein SJ, Aguilar MD, Burnand B, LaCalle JR, Lazaro P, et al. The RAND/UCLA appropriateness method user's manual. Santa Monica (CA): RAND; 2001.
  15. American College of Rheumatology. COVID-19 guidance. URL: <https://www.rheumatology.org/Practice-Quality/Clinical-Support/COVID-19-Guidance>.
  16. Moderna TX, sponsor. A study to evaluate the safety, reactogenicity, and effectiveness of mRNA-1273 vaccine in adolescents 12 to <18 years old to prevent COVID-19 (TeenCove). *ClinicalTrials.gov* identifier: NCT04649151.
  17. BioNTech SE and Pfizer, sponsors. Study to describe the safety, tolerability, immunogenicity, and efficacy of RNA vaccine candidates against COVID-19 in healthy individuals. *ClinicalTrials.gov* identifier: NCT04368728.
  18. Centers for Disease Control and Prevention. Pfizer-BioNTech COVID-19 vaccine (5 through 11 years of age). February 2022. <https://www.cdc.gov/vaccines/covid-19/info-by-product/pfizer/pfizer-bioNTech-children-adolescents.html>.
  19. Walter E, Talaat K, Sabharwal C, Gurtman A, Lockhart S, Paulsen G, et al. Evaluation of the BNT162b2 COVID-19 vaccine in children 5 to 11 years of age. *N Engl J Med* 2022;386:35–46.
  20. Rubin LG, Levin MJ, Ljungman P, Davies EG, Avery R, Tomblyn M, et al. 2013 IDSA clinical practice guideline for vaccination of the immunocompromised host. *Clin Infect Dis* 2014;58:e44–100.
  21. Rubin LG, Levin MJ, Ljungman P, Davies EG, Avery R, Tomblyn M, et al. 2013 IDSA clinical practice guideline for vaccination of the immunocompromised host. *Clin Infect Dis* 2014;58:309–18.
  22. Blumentals WA, Arreglado A, Napalkov P, Toovey S. Rheumatoid arthritis and the incidence of influenza and influenza-related complications: a retrospective cohort study. *BMC Musculoskelet Disord* 2012;13:158.
  23. Van Assen S, Elkayam O, Agmon-Levin N, Cervera R, Doran MF, Dougados M, et al. Vaccination in adult patients with auto-immune inflammatory rheumatic diseases: a systematic literature review for the European League Against Rheumatism evidence-based recommendations for vaccination in adult patients with auto-immune inflammatory rheumatic diseases [review]. *Autoimmun Rev* 2011; 10:341–52.
  24. Yun H, Yang S, Chen L, Xie F, Winthrop K, Baddley JW, et al. Risk of herpes zoster in autoimmune and inflammatory diseases: implications for vaccination. *Arthritis Rheumatol* 2016;68:2328–37.
  25. Cordtz R, Lindhardsen J, Soussi BG, Vela J, Uhrenholt L, Westermann R, et al. Incidence and severeness of COVID-19 hospitalisation in patients with inflammatory rheumatic disease: a nationwide cohort study from Denmark. *Rheumatology (Oxford)* 2020 doi: <https://doi.org/10.1093/rheumatology/keaa897>. E-pub ahead of print.
  26. Williamson EJ, Walker AJ, Bhaskaran K, Bacon S, Bates C, Morton CE, et al. Factors associated with COVID-19-related death using OpenSAFELY. *Nature* 2020;584:430–6.
  27. D'silva KM, Jorge A, Cohen A, McCormick N, Zhang Y, Wallace ZS, et al. COVID-19 outcomes in patients with systemic autoimmune rheumatic diseases compared to the general population: a US multicenter, comparative cohort study. *Arthritis Rheumatol* 2021;73: 914–20.
  28. Topless R, Phipps-Green A, Leask M, Dalbeth N, Stamp LK, Robinson P, et al. Gout, rheumatoid arthritis and the risk of death from COVID-19: an analysis of the UK Biobank. *ACR Open Rheumatol* 2021;3:333–40.
  29. Eder L, Croxford R, Drucker A, Mendel A, Kuriya B, Touma Z, et al. COVID-19 hospitalizations, ICU admission, and death among patients with immune mediated inflammatory diseases (IMiD) - a population based study [abstract]. *Ann Rheum Dis* 2021;80 Suppl 1:173.
  30. Zhou F, Yu T, Du R, Fan G, Liu Y, Liu Z, et al. Clinical course and risk factors for mortality of adult inpatients with COVID-19 in Wuhan, China: a retrospective cohort study. *Lancet* 2020;395:1054–62.
  31. Wu C, Chen X, Cai Y, Xia J, Zhou X, Xu S, et al. Risk factors associated with acute respiratory distress syndrome and death in patients with coronavirus disease 2019 pneumonia in Wuhan, China. *JAMA Intern Med* 2020;180:934–43.
  32. Gianfrancesco MA, Leykina LA, Izadi Z, Taylor T, Sparks JA, Harrison C, et al. Association of race and ethnicity with COVID-19 outcomes in rheumatic disease: data from the COVID-19 Global Rheumatology Alliance physician registry. *Arthritis Rheumatol* 2021; 73:374–80.
  33. Strangfeld A, Schäfer M, Gianfrancesco MA, Lawson-Tovey S, Liew JW, Ljung L, et al. Factors associated with COVID-19-related death in people with rheumatic diseases: results from the COVID-19 Global Rheumatology Alliance physician-reported registry. *Ann Rheum Dis* 2021;80:930–42.
  34. Gianfrancesco M, Hyrich KL, Al-Adely S, Carmona L, Danila MI, Gossec L, et al. Characteristics associated with hospitalisation for COVID-19 in people with rheumatic disease: data from the COVID-19 Global Rheumatology Alliance physician-reported registry. *Ann Rheum Dis* 2020;79:859–66.
  35. Ungaro RC, Agrawal M, Park S, Hirten R, Colombel JF, Twyman K, et al. Autoimmune and chronic inflammatory disease patients with COVID-19. *ACR Open Rheumatol* 2021;3:111–5.
  36. Choi B, Choudhary MC, Regan J, Sparks JA, Padera RF, Qiu X, et al. Persistence and evolution of SARS-CoV-2 in an immunocompromised host [letter]. *N Engl J Med* 2020;383:2291–3.

37. Centers for Disease Control and Prevention. Vaccine recommendations and guidelines of the ACIP: COVID-19 vaccine recommendations. March 2021. URL: <https://www.cdc.gov/vaccines/hcp/acip-recs/vacc-specific/covid-19.html>.
38. Centers for Disease Control and Prevention. Vaccines and immunizations: Interim considerations—preparing for the potential management of anaphylaxis after COVID-19. vaccination. March 2021. URL: [https://www.cdc.gov/vaccines/covid-19/clinical-considerations/managing-anaphylaxis.html?CDC\\_AA\\_refVal=https%3A%2F%2Fwww.cdc.gov%2Fvaccines%2F%2Finfo-by-product%2Fpfizer%2Fanaphylaxis-management.html](https://www.cdc.gov/vaccines/covid-19/clinical-considerations/managing-anaphylaxis.html?CDC_AA_refVal=https%3A%2F%2Fwww.cdc.gov%2Fvaccines%2F%2Finfo-by-product%2Fpfizer%2Fanaphylaxis-management.html).
39. Yun H, Xie F, Baddley JW, Winthrop K, Saag KG, Curtis JR. Long-term effectiveness of herpes zoster vaccine among patients with autoimmune and inflammatory diseases. *J Rheumatol* 2017;44:1083–7.
40. Park JK, Lee YJ, Shin K, Ha YJ, Lee EY, Song YW, et al. Impact of temporary methotrexate discontinuation for 2 weeks on immunogenicity of seasonal influenza vaccination in patients with rheumatoid arthritis: a randomised clinical trial. *Ann Rheum Dis* 2018;77:898–904.
41. Van der Maas A, Lie E, Christensen R, Choy E, de Man YA, van Riel P, et al. Construct and criterion validity of several proposed DAS28-based rheumatoid arthritis flare criteria: an OMERACT cohort validation study. *Ann Rheum Dis* 2013;72:1800–5.
42. Park JK, Kim MJ, Choi Y, Winthrop K, Song YW, Lee EB. Effect of short-term methotrexate discontinuation on rheumatoid arthritis disease activity: post-hoc analysis of two randomized trials. *Clin Rheumatol* 2020;39:375–9.
43. Park JK, Choi Y, Winthrop KL, Song YW, Lee EB. Optimal time between the last methotrexate administration and seasonal influenza vaccination in rheumatoid arthritis: post hoc analysis of a randomised clinical trial [letter]. *Ann Rheum Dis* 2019;78:1283–4.
44. Park JK, Lee MA, Lee EY, Song YW, Choi Y, Winthrop KL, et al. Effect of methotrexate discontinuation on efficacy of seasonal influenza vaccination in patients with rheumatoid arthritis: a randomised clinical trial. *Ann Rheum Dis* 2017;76:1559–65.
45. Oda R, Inagaki T, Ishikane M, Hotta M, Shimomura A, Sato M, et al. Case of adult large vessel vasculitis after SARS-CoV-2 infection [letter]. *Ann Rheum Dis* 2020 doi: <https://doi.org/10.1136/annrheumdis-2020-218440>. E-pub ahead of print.
46. Perrot L, Hemon M, Busnel JM, Muis-Pistor O, Picard C, Zandotti C, et al. First flare of ACPA-positive rheumatoid arthritis after SARS-CoV-2 infection. *Lancet Rheumatol* 2021;3:e6–8.
47. Centers for Disease Control and Prevention. COVID-19 vaccines for people who are moderately or severely immunocompromised. September 2022. URL: <https://www.cdc.gov/coronavirus/2019-ncov/vaccines/recommendations/immuno.html>.
48. Baden LR, Walsh SR, Seaman MS, Tucker RP, Krause KH, Patel A, et al. First-in-human evaluation of the safety and immunogenicity of a recombinant adenovirus serotype 26 HIV-1 Env vaccine (IPCAVD 001). *J Infect Dis* 2013;207:240–7.
49. Centers for Disease Control and Prevention. Vaccines and immunizations: interim clinical considerations for use of COVID-19 vaccines currently authorized in the United States. July 16, 2021. URL: <https://www.cdc.gov/vaccines/covid-19/info-by-product/clinical-considerations.html>.
50. Centers for Disease Control and Prevention. Stay up to date with COVID-19 Vaccines including boosters. September 2022. URL: <https://www.cdc.gov/coronavirus/2019-ncov/vaccines/booster-shot.html>.
51. Khan N, Mahmud N. Effectiveness of SARS-CoV-2 vaccination in a Veterans Affairs cohort of patients with inflammatory bowel disease with diverse exposure to immunosuppressive medications. *Gastroenterology* 2021;161:827–36.
52. Boyarsky BJ, Werbel WA, Avery RK, Tobian AAR, Massie AB, Segev DL, et al. Antibody response to 2-dose SARS-CoV-2 mRNA vaccine series in solid organ transplant recipients. *JAMA* 2021;325:2204–6.
53. Boyarsky BJ, Ruddy JA, Connolly CM, Ou MT, Werbel WA, Garonzik-Wang JM, et al. Antibody response to a single dose of SARS-CoV-2 mRNA vaccine in patients with rheumatic and musculoskeletal diseases. *Ann Rheum Dis* 2021 doi: [10.1136/annrheumdis-2021-220289](https://doi.org/10.1136/annrheumdis-2021-220289). E-pub of print.
54. Hall VG, Ferreira VH, Ku T, Ierullo M, Majchrzak-Kita B, Chaparro C, et al. Randomized trial of a third dose of mRNA-1273 vaccine in transplant recipients. *N Engl J Med* 2021;385:1244–6.
55. Centers for Disease Control and Prevention. Science brief: COVID-19 vaccines and vaccination 2021. September 2021. URL: <https://www.cdc.gov/coronavirus/2019-ncov/science/science-briefs/fully-vaccinated-people.html>.
56. Pegu A, O'Connell SE, Schmidt SD, O'Dell S, Talana CA, Lai L, et al. Durability of mRNA-1273 vaccine-induced antibodies against SARS-CoV-2 variants. *Science* 2021;373:1372–7.
57. Wu K, Choi A, Koch M, LingZhi M, Hill A, Nunna N, et al. Preliminary analysis of safety and immunogenicity of a SARS-CoV-2 variant vaccine booster [preprint]. medRxiv 2021.
58. Tenforde MW, Self WH, Naioti EA, Ginde AA, Douin DJ, Olson SM, et al. Sustained effectiveness of Pfizer-BioNTech and Moderna vaccines against COVID-19 associated hospitalizations among adults - United States, March-July 2021. *MMWR Morb Mortal Wkly Rep* 2021;70:1156–62.
59. Mizrahi B, Lotan R, Kalkstein N, Peretz A, Perez G, Ben-Tov A, et al. Correlation of SARS-CoV-2-breakthrough infections to time-from-vaccine. *Nat Commun* 2021;12:6379.
60. Thompson MG, Burgess JL, Naleway AL, Tyner H, Yoon SK, Meece J, et al. Prevention and attenuation of Covid-19 with the BNT162b2 and mRNA-1273 vaccines. *N Engl J Med* 2021;385:320–9.
61. Kustin T, Harel N, Finkel U, Perchik S, Harari S, Tahor M, et al. Evidence for increased breakthrough rates of SARS-CoV-2 variants of concern in BNT162b2-mRNA-vaccinated individuals. *Nature Med* 2021;27:1379–84.
62. Atmar RL, Lyke KE, Deming ME, Jackson LA, Branche AR, El Sahly HM, et al. Heterologous SARS-CoV-2 booster vaccinations - preliminary report [preprint]. medRxiv 2021.
63. Behrens GM, Cossmann A, Stankov MV, Nehlmeier I, Kempf A, Hoffmann M, et al. SARS-CoV-2 delta variant neutralisation after heterologous ChAdOx1-S/BNT162b2 vaccination. *Lancet* 2021;398:1041–2.
64. Borobia AM, Carcas AJ, Pérez-Olmeda M, Castaño L, Bertran MJ, García-Pérez J, et al. Immunogenicity and reactogenicity of BNT162b2 booster in ChAdOx1-S-primed participants (Combi-VacS): a multicentre, open-label, randomised, controlled, phase 2 trial. *Lancet* 2021;398:121–30.
65. Normark J, Vikström L, Gwon YD, Persson IL, Edin A, Björnell T, et al. Heterologous ChAdOx1 nCoV-19 and mRNA-1273 vaccination. *N Engl J Med* 2021;385:1049–51.
66. Rose R, Neumann F, Grobe N, Lorentz T, Fickenscher HK, A. Heterologous immunisation with vector vaccine as prime followed by mRNA vaccine as boost leads to humoral immune response against SARS-CoV-2, which is comparable to that according to a homologous mRNA vaccination scheme [preprint]. medRxiv 2021.
67. Groß R, Zanoni M, Seidel A, Conzelmann C., Gilg A, Krnavek D, Erdemci-Evin S, et al. Heterologous ChAdOx1 nCoV-19 and BNT162b2 prime-boost vaccination elicits potent neutralizing antibody responses and T cell reactivity against prevalent SARS-CoV-2 variants. *EBioMedicine* 2022;75:103761.

68. Schmidt T, Klemis V, Schub D, Mihm J, Hielscher F, Marx S, et al. Immunogenicity and reactogenicity of heterologous ChAdOx1 nCoV-19/mRNA vaccination. *Nat Med* 2021;27:1530–5.
69. Barros-Martins J, Hammerschmidt SI, Cossmann A, Odak I, Stankov MV, Morillas Ramos G, et al. Immune responses against SARS-CoV-2 variants after heterologous and homologous ChAdOx1 nCoV-19/BNT162b2 vaccination. *Nat Med* 2021;27:1525–9.
70. Furer V, Eviatar T, Zisman D, Peleg H, Paran D, Levartovsky D, et al. Immunogenicity and safety of the BNT162b2 mRNA COVID-19 vaccine in adult patients with autoimmune inflammatory rheumatic diseases and in the general population: a multicentre study. *Ann Rheum Dis* 2021;80:1330–8.
71. Felten R, Kawka L, Dubois M, Ugarte-Gil MF, Fuentes-Silva Y, Piga M, et al. Tolerance of COVID-19 vaccination in patients with systemic lupus erythematosus: the international VACOLUP study. *Lancet Rheumatol* 2021;3:e613–5.
72. Papagoras C, Fragoulis GE, Zioga N, Simopoulou T, Deftereou K, Kalavri E, et al. Better outcomes of COVID-19 in vaccinated compared to unvaccinated patients with systemic rheumatic diseases. *Ann Rheum Dis* 2021 doi:10.1136/annrheumdis-2021-221539. E-pub ahead of print.
73. Centers for Disease Control and Prevention. Effectiveness of BNT162b2 (Pfizer-BioNTech) mRNA vaccination against multisystem inflammatory syndrome in children among persons aged 12–18 years — United States, July, December 2021. URL: <https://www.cdc.gov/mmwr/volumes/71/wr/mm7102e1.htm>.
74. Wisniewski M, Chun A, Volpi S, Muscal E, Sexson Tejtel SK, Munoz F, Vogel TP. Outcomes after SARS-CoV-2 vaccination among children with a history of multisystem inflammatory syndrome. *JAMA Netw Open* 2022;5:e224750.
75. Centers for Disease Control and Prevention. Interim clinical considerations for use of COVID-19 vaccines currently approved or authorized in the United States. September 2022. URL: <https://www.cdc.gov/vaccines/covid-19/clinical-considerations/interim-considerations-us.html#COVID19-vaccination-misc-mis>.
76. Elkayam O, Amir S, Mendelson E, Schwaber M, Grotto I, Wollman J, et al. Efficacy and safety of vaccination against pandemic 2009 influenza A (H1N1) virus among patients with rheumatic diseases. *Arthritis Care Res (Hoboken)* 2011;63:1062–7.
77. Battafarano DF, Battafarano NJ, Larsen L, Dyer PD, Older SA, Muehlbauer S, et al. Antigen-specific antibody responses in lupus patients following immunization. *Arthritis Rheum* 1998;41:1828–34.
78. Mok CC, Ho LY, Fong LS, To CH. Immunogenicity and safety of a quadrivalent human papillomavirus vaccine in patients with systemic lupus erythematosus: a case–control study. *Ann Rheum Dis* 2013;72:659–64.
79. Bingham CO III, Rizzo W, Kivitz A, Hassanali A, Upmanyu R, Kleerman M. Humoral immune response to vaccines in patients with rheumatoid arthritis treated with tocilizumab: results of a randomised controlled trial (VISARA). *Ann Rheum Dis* 2015;74:818–22.
80. Mori S, Ueki Y, Akeda Y, Hirakata N, Oribe M, Shiohira Y, et al. Pneumococcal polysaccharide vaccination in rheumatoid arthritis patients receiving tocilizumab therapy. *Ann Rheum Dis* 2013;72:1362–6.
81. Mori S, Ueki Y, Hirakata N, Oribe M, Hidaka T, Oishi K. Impact of tocilizumab therapy on antibody response to influenza vaccine in patients with rheumatoid arthritis. *Ann Rheum Dis* 2012;71:2006–10.
82. Sahin U, Muik A, Derhovanessian E, Vogler I, Kranz LM, Vormehr M, et al. COVID-19 vaccine BNT162b1 elicits human antibody and TH1 T cell responses. *Nature* 2020;586:594–9.
83. Tsuru T, Terao K, Murakami M, Matsutani T, Suzaki M, Amamoto T, et al. Immune response to influenza vaccine and pneumococcal polysaccharide vaccine under IL-6 signal inhibition therapy with tocilizumab. *Mod Rheumatol* 2014;24:511–6.
84. Migita K, Akeda Y, Akazawa M, Tohma S, Hirano F, Ideguchi H, et al. Pneumococcal polysaccharide vaccination in rheumatoid arthritis patients receiving tacrolimus. *Arthritis Res Ther* 2015;17:149.
85. Doornekamp L, Goetgebuer RL, Schmitz KS, Goeijenbier M, van der Woude CJ, Fouchier R, et al. High immunogenicity to influenza vaccination in Crohn’s disease patients treated with ustekinumab. *Vaccines (Basel)* 2020;8:455.
86. Furer V, Rondaan C, Heijstek M, van Assen S, Bijl M, Agmon-Levin N, et al. Incidence and prevalence of vaccine preventable infections in adult patients with autoimmune inflammatory rheumatic diseases (AIIRD): a systemic literature review informing the 2019 update of the EULAR recommendations for vaccination in adult patients with AIIRD. *RMD Open* 2019;5:e001041.
87. Furer V, Zisman D, Kaufman I, Arad U, Berman M, Sarbagil-Maman H, et al. Immunogenicity and safety of vaccination against seasonal influenza vaccine in patients with psoriatic arthritis treated with secukinumab. *Vaccine* 2020;38:847–51.
88. Richi P, Martín MD, de Ory F, Gutiérrez-Larraya R, Casas I, Jiménez-Díaz AM, et al. Secukinumab does not impair the immunogenic response to the influenza vaccine in patients. *RMD Open* 2019;5:e001018.
89. Bar-Or A, Calkwood JC, Chognot C, Evershed J, Fox EJ, Herman A, et al. Effect of ocrelizumab on vaccine responses in patients with multiple sclerosis: the VELOCE study. *Neurology* 2020;95:e1999–2008.
90. Nazi I, Kelton JG, Larche M, Snider DP, Heddle NM, Crowther MA, et al. The effect of rituximab on vaccine responses in patients with immune thrombocytopenia. *Blood* 2013;122:1946–53.
91. Houot R, Levy R, Cartron G, Armand P. Could anti-CD20 therapy jeopardise the efficacy of a SARS-CoV-2 vaccine? *Eur J Cancer* 2020;136:4–6.
92. Baker D, Roberts CA, Pryce G, Kang AS, Marta M, Reyes S, et al. COVID-19 vaccine-readiness for anti-CD20-depleting therapy in autoimmune diseases [review]. *Clin Exp Immunol* 2020;202:149–61.
93. Hua C, Barnette T, Combe B, Morel J. Effect of methotrexate, anti-tumor necrosis factor  $\alpha$ , and rituximab on the immune response to influenza and pneumococcal vaccines in patients with rheumatoid arthritis: a systematic review and meta-analysis. *Arthritis Care Res (Hoboken)* 2014;66:1016–26.
94. Van Assen S, Holvast A, Benne CA, Posthumus MD, van Leeuwen MA, Voskuyl AE, et al. Humoral responses after influenza vaccination are severely reduced in patients with rheumatoid arthritis treated with rituximab. *Arthritis Rheum* 2010;62:75–81.
95. Paley MA, Deepak P, Kim W, Yang M, Carividi A, Demissie EG, et al. Immunosuppression attenuates antibody and neutralization titers in patients with chronic inflammatory disease following SARS-CoV-2 vaccination [abstract]. *Arthritis Rheumatol* 2021;73 Suppl:S945–7.
96. Aikawa NE, Campos LM, Silva CA, Carvalho JF, Saad CG, Trudes G, et al. Glucocorticoid: major factor for reduced immunogenicity of 2009 influenza A (H1N1) vaccine in patients with juvenile autoimmune rheumatic disease. *J Rheumatol* 2012;39:167–73.
97. Kim EY, Lim JE, Jung JY, Son JY, Lee KJ, Yoon YW, et al. Performance of the tuberculin skin test and interferon- $\gamma$  release assay for detection of tuberculosis infection in immunocompromised patients in a BCG-vaccinated population. *BMC Infect Dis* 2009;9:207.
98. Li X, Tong X, Yeung WWY, Kuan P, Yum SHH, Chui CSL, et al. Two-dose COVID-19 vaccination and possible arthritis flare among patients with rheumatoid arthritis in Hong Kong. *Ann Rheum Dis* 2021 doi: 10.1136/annrheumdis-2021-221571. E-pub ahead of print.
99. Levin EG, Lustig Y, Cohen C, Fluss R, Indenbaum V, Amit S, et al. Waning immune humoral response to BNT162b2 Covid-19 vaccine over 6 months. *N Engl J Med* 2021;385:e84.

100. Bar-On YM, Goldberg Y, Mandel M, Bodenheimer O, Freedman L, Kalkstein N, et al. Protection of BNT162b2 vaccine booster against Covid-19 in Israel. *N Engl J Med* 2021;385:1393–1400.
101. Deepak P, Kim W, Paley MA, Yang M, Carvidi AB, Demissie EG, et al. Effect of immunosuppression on the immunogenicity of mRNA vaccines to SARS-CoV-2: a prospective cohort study. *Ann Intern Med* 2021;174:1572–85.
102. Predecki M, Clarke C, Edwards H, McIntyre S, Mortimer P, Gleeson S, et al. Humoral and T-cell responses to SARS-CoV-2 vaccination in patients receiving immunosuppression. *Ann Rheum Dis* 2021;80:1322–9.
103. Kearns P, Siebert S, Willicombe M, Gaskell C, Kirkham A, Pirrie S, et al. Examining the immunological effects of COVID-19 vaccination in patients with conditions potentially leading to diminished immune response capacity – The OCTAVE Trial [preprint]. SSRN 2021.
104. Abhishek A, Boyton RJ, Peckham N, McKnight Á, Coates LC, Bluett J, Barber V, Cureton L, et al. VROOM study investigators. Effect of a 2-week interruption in methotrexate treatment versus continued treatment on COVID-19 booster vaccine immunity in adults with inflammatory conditions (VROOM study): a randomised, open label, superiority trial. *Lancet Respir Med* 2022;10:840–50.
105. Venerito V, Stefanizzi P, Fornaro M, Cacciapaglia F, Tafuri S, Perniola S, et al. Immunogenicity of BNT162b2 mRNA SARS-CoV-2 vaccine in patients with psoriatic arthritis on TNF inhibitors. *RMD Open* 2022; 8:e001847.
106. Connolly CM, Chiang TP, Boyarsky BJ, Ruddy JA, Teles M, Alejo JL, et al. Temporary hold of mycophenolate augments humoral response to SARS-CoV-2 vaccination in patients with rheumatic and musculoskeletal diseases: a case series. *Ann Rheum Dis* 2022;81:293–5.
107. Park JK, Lee YJ, Shin K, Ha YJ, Lee EY, Song YW, et al. Impact of temporary methotrexate discontinuation for 2 weeks on immunogenicity of seasonal influenza vaccination in patients with rheumatoid arthritis: a randomised clinical trial. *Ann Rheum Dis* 2018;77:898–904.
108. Moor MB, Suter-Riniker F, Horn MP, Aeberli D, Amsler J, Möller B, et al. Humoral and cellular responses to mRNA vaccines against SARS-CoV-2 in patients with a history of CD20 B-cell-depleting therapy (RituxiVac): an investigator-initiated, single-centre, open-label study. *The Lancet Rheumatol* 2021;3:e789–97.
109. Felten R, Gallais F, Schleiss C, Chatelus E, Javier RM, Pijnenburg L, et al. Cellular and humoral immunity after the third dose of SARS-CoV-2 vaccine in patients treated with rituximab. *Lancet Rheumatol* 2022;4:e13–6.
110. Saleh E, Moody MA, Walter EB. Effect of antipyretic analgesics on immune responses to vaccination. *Hum Vaccin Immunother* 2016; 12:2391–2402.