







ESHRE guideline: medically assisted reproduction in patients with a viral infection/disease[†]

ESHRE Guideline Group on Viral infection/disease,
Edgar Mocanu ^{1,*}, Andrew Drakeley², Markus S. Kupka³,
Evelin E. Lara-Molina⁴, Nathalie Le Clef ⁵, Willem Ombet⁶,
Catherine Patrat ⁷, Guido Pennings ⁸, Augusto Enrico Semprini⁹,
Kelly Tilleman¹⁰, Mauro Tognon ¹¹, Nino Tonch¹², and
Bryan Woodward¹³

¹Department of Reproductive Medicine, Rotunda Hospital, Royal College of Surgeons in Ireland, Dublin, Ireland ²Department of Reproductive Medicine, Liverpool Women's Hospital, Liverpool, UK ³Department Gynaecology and Obstetrics, Gynaekologikum Hamburg, Hamburg, Germany ⁴Department of Egg Donation, IVI RMA Global Barcelona, Barcelona, Spain ⁵European Society of Human Reproduction and Embryology, Grimbergen, Belgium ⁶Genk Institute for Fertility Technology, ZOL Hospitals, Genk Faculty of Medicine and Life Sciences, Hasselt University, Hasselt, Belgium ⁷APHP Centre—University of Paris, Cochin, Service de Biologie de la Reproduction—CECOS, Paris, France ⁸Department of Philosophy and Moral Science, Bioethics Institute Ghent (BIG) Ghent University, Ghent, Belgium ⁹Department of Biomedical and Clinical Sciences, University of Milan, Milan, Italy ¹⁰Department for Reproductive Medicine, Ghent University Hospital, Ghent, Belgium ¹¹Department of Medical Sciences, University of Ferrara School of Medicine, Ferrara, Italy ¹²Department of Reproductive Medicine, Amsterdam University Medical Centre, Location AMC, Amsterdam, The Netherlands ¹³X&Y Fertility, Leicester, UK

*Correspondence address. Rotunda Hospital, Parnell Square, Dublin, Ireland. E-mail: emocanu@rcsi.ie; guidelines@eshre.eu  <https://orcid.org/0000-0002-3094-4892>

Submitted on September 24, 2021; editorial decision on October 14, 2021

STUDY QUESTION: What is the recommended management for medically assisted reproduction (MAR) in patients with a viral infection or disease, based on the best available evidence in the literature?

SUMMARY ANSWER: The ESHRE guideline on MAR in patients with a viral infection/disease makes 78 recommendations on prevention of horizontal and vertical transmission before, during and after MAR, and the impact on its outcomes, and these also include recommendations regarding laboratory safety on the processing and storage of gametes and embryos testing positive for viral infections.

WHAT IS KNOWN ALREADY: The development of new and improved anti-viral medications has resulted in improved life expectancy and quality of life for patients with viral infections/diseases. Patients of reproductive age are increasingly exploring their options for family creation.

STUDY DESIGN, SIZE, DURATION: The guideline was developed according to the structured methodology for the development of ESHRE guidelines. After the formulation of nine key questions for six viruses (hepatitis B virus, hepatitis C virus, human immunodeficiency virus, human papilloma virus, human T-lymphotropic virus I/II and Zika virus) by a group of experts, literature searches and assessments were performed. Papers published up to 2 November 2020 and written in English were included in the review. Evidence was analyzed by female, male or couple testing positive for the virus.

PARTICIPANTS/MATERIALS, SETTING, METHODS: Based on the collected evidence, recommendations were formulated and discussed until consensus was reached within the guideline group. There were 61 key questions to be answered by the guideline development group (GDG), of which 12 were answered as narrative questions and 49 as PICO (Patient, Intervention, Comparison, Outcome) questions. A stakeholder review was organized after the finalization of the draft. The final version was approved by the GDG and the ESHRE Executive Committee.

MAIN RESULTS AND THE ROLE OF CHANCE: This guideline aims to help providers meet a growing demand for guidance on the management of patients with a viral infection/disease presenting in the fertility clinic.

The guideline makes 78 recommendations on prevention of viral transmission before and during MAR, and interventions to reduce/avoid vertical transmission to the newborn. Preferred MAR treatments and interventions are described together with the effect of viral infections on outcomes. The GDG formulated 44 evidence-based recommendations—of which 37 were formulated as strong recommendations and 7 as weak—33 good practice points (GPP) and one research only recommendation. Of the evidence-based recommendations, none were supported by high-quality evidence, two by moderate-quality evidence, 15 by low-quality evidence and 27 by very low-quality evidence. To support future research in the field of MAR in patients with a viral infection/disease, a list of research recommendations is provided.

LIMITATIONS, REASONS FOR CAUTION: Most interventions included are not well-studied in patients with a viral infection/disease. For a large proportion of interventions, evidence was very limited and of very low quality. More evidence is required for these interventions, especially in the field of human papilloma virus (HPV). Such future studies may require the current recommendations to be revised.

WIDER IMPLICATIONS OF THE FINDINGS: The guideline provides clinicians with clear advice on best practice in MAR for patients with a viral infection/disease, based on the best evidence currently available. In addition, a list of research recommendations is provided to stimulate further studies in the field.

STUDY FUNDING/COMPETING INTEREST(S): The guideline was developed and funded by ESHRE, covering expenses associated with the guideline meetings, with the literature searches and with the dissemination of the guideline. The guideline group members did not receive any financial incentives, all work was provided voluntarily. A.D. reports research fees from Ferring and Merck, consulting fees from Ferring, outside the submitted work. C.P. reports speakers fees from Merck and MSD outside the submitted work. K.T. reports speakers fees from Cooper Surgical and Ferring and consultancy fees as member of the advisory board BioTeam of Ferring, outside the submitted work. The other authors have no conflicts of interest to declare.

DISCLAIMER: *This guideline represents the views of ESHRE, which were achieved after careful consideration of the scientific evidence available at the time of preparation. In the absence of scientific evidence on certain aspects, a consensus between the relevant ESHRE stakeholders has been obtained.*

Adherence to these clinical practice guidelines does not guarantee a successful or specific outcome, nor does it establish a standard of care. Clinical practice guidelines do not replace the need for application of clinical judgment to each individual presentation, nor variations based on locality and facility type.

ESHRE makes no warranty, express or implied, regarding the clinical practice guidelines and specifically excludes any warranties of merchantability and fitness for a particular use or purpose. (Full disclaimer available at www.eshre.eu/guidelines.)

†ESHRE Pages content is not externally peer reviewed. The manuscript has been approved by the Executive Committee of ESHRE.

Key words: viral disease / hepatitis B virus / hepatitis C virus / human immunodeficiency virus / human papilloma virus / human T-lymphotropic virus I/II / Zika virus / cross-contamination / medically assisted reproduction / ESHRE guideline

WHAT DOES THIS MEAN FOR PATIENTS?

Patients living with a viral infection/disease now have a longer life expectancy and improved quality of life, which leads them to think about family creation. In some cases, the pregnancy can establish spontaneously and safely, while in certain circumstances medically assisted reproduction (MAR) treatments are required to help couples achieve a pregnancy. When embarking on MAR, patients and practitioners have to explore the best treatment options that reduce the risk of transmission of the virus and result in the highest chances of getting pregnant. This is where the present guideline aimed to bring clarity through evidence from the literature and expert opinion in order to increase the safety of therapy and offer reassurance to all involved, patients and practisers alike.

The current paper summarizes the ESHRE Guideline on MAR in patients with a viral infection/disease providing clinicians with evidence-based recommendations on how to manage these patients in the fertility clinic with the aim to prevent/reduce the risk of horizontal (person to person) and vertical viral transmission to the baby. In addition, the guideline also provides recommendations on providing information regarding the risks of vertical viral transmission to the newborn. The full guideline and a patient leaflet are available on <https://www.eshre.eu/VirusGuideline>.

Introduction

The development of new and improved anti-viral medications has resulted in improved life expectancy and quality of life for patients with viral infections/diseases. Patients of reproductive age are increasingly exploring their options for family creation. The management of medically assisted reproduction (MAR) in patients with a viral infection is regulated

rather strictly in some European countries, however, not in all. While viral testing of all patients embarking on MAR is compulsory in Europe, detailed guidance on the correct conduit once a patient tests positive and wishes to proceed with MAR is lacking. This guideline aims to help providers meet a growing demand for guidance on the management of patients with a viral infection/disease presenting in the fertility clinic, and in particular the ones proceeding with MAR treatments.

Materials and methods

The guideline was developed according to a well-documented methodology that is universal to ESHRE guidelines (Vermeulen et al., 2020). The guideline development group (GDG) was composed of members of the ESHRE Special Interest Group (SIG) Safety and Quality in ART, Ethics and Law and members of the former task force on Viral Diseases, with the addition of experts in the field, including a virologist.

In short, 61 key questions were formulated by the GDG, of which 12 were answered as narrative questions and 49 as PICO (Patient, Intervention, Comparison, Outcome) questions. For each PICO question, databases (PUBMED/MEDLINE, Cochrane library, EMBASE and GIM) were searched from inception to 3 November 2020, limited to studies written in English. From the literature searches, studies were selected based on the PICO questions, assessed for quality and summarized in evidence tables. GDG meetings were organized where the evidence and draft recommendations were presented by the assigned GDG member and discussed until consensus was reached within the group. Each recommendation was labeled as strong or weak and a grade was assigned based on the strength of the supporting evidence (High ⊕⊕⊕⊕, Moderate ⊕⊕⊕○, Low ⊕⊕○○, Very low ⊕○○○). Good practice points (GPPs) based on clinical expertise were added, where relevant, to clarify the recommendations or to provide further practical advice. One 'research only' recommendation was also made, and this intervention should be applied only within the context of research, with appropriate precautions and ethical approval.

Strong recommendations should be used as a recommendation to be applied for most patients, while weak recommendations require discussion and shared decision-making.

For the narrative questions, a similar literature search was conducted. Collected data were summarized in a narrative summary and conclusions were formulated.

The guideline draft and an invitation to participate in the stakeholder review were published on the ESHRE website between 18 February and 1 April 2021. All comments were processed by the GDG, either by adapting the content of the guideline and/or by replying to the reviewer. The review process was summarized in the review report (Supplementary Data 1), which is published on the ESHRE website (www.eshre.eu/Guidelines). Overall, 65% of the 109 comments resulted in an adaptation or correction in the guideline text. The full guideline document, the literature study and evidence tables can be found on the ESHRE website (www.eshre.eu/virusguideline).

This guideline will be considered for update 4 years after publication, with an intermediate assessment of the need for updating 2 years after publication.













Results

Key questions and recommendations

The current document summarizes all the key questions and the recommendations from the guideline 'Medically assisted reproduction for patients with a viral infection/disease'. Figures 1 and 2 provide a summary of the available evidence from the literature on the topics included in the recommendations. Further background information and the supporting evidence for each recommendation can be found in the full version of the guideline available at <https://www.eshre.eu/VirusGuideline>.

Hepatitis B virus

A summary of the management of medically assisted reproduction in patients testing positive for hepatitis B virus (HBV) can be found in Fig. 3.

	Virus detected in sperm	Virus detected in oocytes	Virus detected in placenta	Virus detected in breastmilk	Impact on MAR outcome	
HBV	Yes	Yes	Yes	Yes (HBsAg)	 Contradictory data	 No effect
HCV	Probably not	Probably not	Probably not	Probably not	 Contradictory data	 Contradictory data
HIV	No*	No	Contradictory data	Yes	 No	 Yes
HPV	Yes	No data	Contradictory data	Yes	 Yes	 Unclear
HTLV I/II	No data	No data	No data	Yes	 No data	 Probably not
ZIKV	Yes	No data	Yes	Yes	 No data	 No data

*Only viral-like particles the size of HIV have been detected in spermatozoa.

Figure 1. Summary of the available evidence on the topics included in the guideline. HBV, hepatitis B virus; HCV, hepatitis C virus; HIV, human immunodeficiency virus; HPV, human papilloma virus; HTLV I/II, human T-lymphotropic virus I/II; MAR, medically assisted reproduction; ZIKV, Zika virus.

	Type of infection	Vaccine available	Horizontal / sexual transmission	Horizontal transmission during MAR	Prevention of vertical transmission by CS	Vertical transmission via breastfeeding	Prophylaxis in neonate
HBV	Acute / Persistent	Yes	Yes	Yes → Vaccinate unaffected partner	Probably not	Probably not	Yes
HCV	Acute / Persistent	No	Limited	Limited	Probably not	Probably not	No
HIV	Acute / Persistent	No	Yes	Yes → Semen processing for males	If detectable viral load	Yes	Yes
HPV	Transient	Yes	Yes	Yes	Probably not	Probably not	No
HTLV I/II	Acute / Persistent	No	Yes	Yes	Unknown	Yes	No
ZIKV	Transient	No	Yes	Yes	Probably not	Unknown	No

Figure 2. Summary of further evidence on the topics included in the guideline. CS, caesarean section; HBV, hepatitis B virus; HCV, hepatitis C virus; HIV, human immunodeficiency virus; HPV, human papilloma virus; HTLV I/II, human T-lymphotropic virus I/II; MAR, medically assisted reproduction; ZIKV, Zika virus.




HBV	 Male testing positive	 Female testing positive	 Couple testing positive
	Vaccinate non-infected partner		
Before MAR	Consult with infectious disease / liver disease specialist		
	Discuss: - Risk of viral vertical transmission (not eliminated by MAR) - Newborn prophylaxis		
During MAR	IUI, IVF or ICSI depending on infertility work-up		
	Routine semen processing		
After MAR	Caesarean section not recommended		
	Breastfeeding not contra-indicated		
	Vaccination of the neonate	Vaccination of the neonate + HBIG administration	

Figure 3. Summary of management of medically assisted reproduction in patients testing positive for hepatitis B virus. HBIG, hepatitis B immunoglobulin; HBV, hepatitis B virus; MAR: medically assisted reproduction.

Prevention of transmission before medically assisted reproduction

Partners of hepatitis B virus (HBV)-positive individuals should be vaccinated.	Strong ⊕○○○
Barrier contraception should be used until the completion of the HBV vaccination protocol (Inaba <i>et al.</i> , 1979; Rosenblum <i>et al.</i> , 1992; Hou <i>et al.</i> , 1993; Huo <i>et al.</i> , 1998; Katoonizadeh <i>et al.</i> , 2018; Tufon <i>et al.</i> , 2019).	Strong ⊕⊕○○
Medically assisted reproduction (MAR) services staff should be vaccinated against HBV.	GPP
All patients with an active or chronic HBV-infection must be reviewed by an infectious disease/liver specialist before initiating any MAR treatment.	Strong ⊕○○○
Commencing with MAR treatments in patients positive for HBV should be a joint decision between the patient, their partner, the fertility doctor and the infectious disease/liver specialist.	Strong ⊕○○○
In the case of the female testing positive for HBV, the possibility of viral vertical transmission, the availability of vaccination during pregnancy and newborn prophylaxis should all be discussed.	GPP

Assisted reproduction techniques and impact on outcomes

The cause of infertility should dictate the specific technique (IUI/IVF/ICSI) used for MAR in couples where one or both partners test positive for HBV (Nie <i>et al.</i> , 2019).	Strong ⊕○○○
Women infected with HBV should be informed that MAR does not eliminate the risk of vertical transmission.	GPP
<i>HBV can be detected in sperm cells, oocytes, granulosa cells and embryos. This equates with a theoretical risk of vertical HBV transmission that remains to be proven.</i>	Conclusion
<i>Existing evidence cannot clarify if the presence of HBV-infection in the male impacts the outcomes of MAR. Multiple studies showed no differences in reproductive outcomes following MAR when comparing seronegative with HBV-seropositive women.</i>	Conclusion

Prevention/reduction of transmission during assisted reproduction

Men testing positive for HBV should be informed that no current semen preparation technique can select HBV DNA-free spermatozoa for use in MAR.	GPP
Routine semen processing according to the ESHRE 'Guideline on good practice in the IVF laboratory' should be used when performing MAR in men testing positive for HBV.	GPP
Based on the current evidence, HBV DNA testing on seminal fluid or sperm is not recommended (Ayoola <i>et al.</i> , 1981; Hadchouel <i>et al.</i> , 1985; Qian <i>et al.</i> , 2005; Fei <i>et al.</i> , 2015).	Strong ⊕○○○

Reducing/avoiding vertical transmission

Cesarean delivery is not recommended on the basis of maternal HBV positivity alone (Chen <i>et al.</i> , 2019).	Strong ⊕⊕○○
Breastfeeding is not contra-indicated in women testing positive for HBV (Zheng <i>et al.</i> , 2011).	Conditional ⊕⊕○○
All neonates born to HBV-positive couples should be vaccinated (Lee <i>et al.</i> , 2006; Schillie and Murphy, 2013).	Strong ⊕⊕⊕○
Administration of hepatitis B immunoglobulin (HBIG) in addition to vaccination is recommended for children born to mothers testing positive for HBV (Jin <i>et al.</i> , 2014; Machaira <i>et al.</i> , 2015).	Strong ⊕⊕○○
HBIG administration should follow local or national guidelines.	GPP

Hepatitis C virus




A summary of the management of medically assisted reproduction in patients testing positive for hepatitis C virus (HCV) can be found in Fig. 4.

Prevention of transmission before medically assisted reproduction

In a monogamous heterosexual relationship of more than 12 months, there is no indication for the use of barrier contraceptives to reduce the risk of hepatitis C virus (HCV) transmission in a serodiscordant-infected couple (Ackerman <i>et al.</i> , 1998).	Conditional ⊕⊕○○
All patients with an active or chronic HCV-infection must be reviewed by an infectious disease/liver specialist before initiating any medically assisted reproduction treatment (MAR).	GPP
Commencing with MAR treatments in patients positive for HCV should be a joint decision between the patient, their partner, the fertility doctor and the infectious disease/liver specialist.	Strong ⊕○○○
In the case of the female testing positive for HCV, the possibility of viral vertical transmission should be discussed prior to MAR treatment.	GPP

Assisted reproduction techniques and impact on outcomes

The cause of infertility should dictate the specific technique (IUI/IVF/ICSI) used for MAR in couples where one or both partners test positive for HCV (Garrido <i>et al.</i> , 2004; Nesrine and Saleh, 2012; Savasi <i>et al.</i> , 2013).	Strong ⊕○○○
Women testing positive for HCV should be informed that MAR does not eliminate the risk of vertical transmission.	GPP
<i>The possibility of HCV RNA presence in oocytes cannot be excluded. However, the risk of Hepatitis C transmission through the use of reproductive material remains to be proven.</i>	Conclusion
<i>There are contradictory results evaluating effects of male HCV-infection on infertility treatments outcomes. Although the fertilization rate has been reported significantly lower in couples with HCV-RNA-positive men, other studies report that HCV-infection does not affect the IVF-ICSI cycle outcomes in these couples.</i>	Conclusion
<i>There are contradictory results evaluating effects of female HCV infection on infertility treatments outcomes. Although some studies report significantly reduced implantation rates, higher cycle cancelations, and higher FSH use in HCV positive women, other report no significant differences.</i>	Conclusion

HCV	 Male testing positive	 Female testing positive	 Couple testing positive
	Consult with infectious disease / liver disease specialist		
Before MAR	Discuss: - Risk of viral horizontal transmission (not eliminated by MAR) - Risk of viral vertical transmission (not eliminated by MAR)		
During MAR	IUI, IVF or ICSI depending on infertility work-up		
	Specific semen processing*	Standard oocyte processing	Specific semen processing*
After MAR	Caesarean section not recommended		
	Breastfeeding not contra-indicated		

*Density gradient centrifugation followed by washing and swim-up

Figure 4. Summary of management of medically assisted reproduction in patients testing positive for hepatitis C virus. HCV, hepatitis C virus; MAR, medically assisted reproduction.

Prevention/reduction of transmission during assisted reproduction

There are no data regarding antiviral therapy in men or women with HCV without co-infections requiring MAR in order to reduce the risk of HCV transmission. None of the currently available HCV antiviral drugs are licensed for use in pregnancy.

Conclusion

A discontinuous gradient centrifugation, swim-up and washing is recommended for semen processing in patients testing positive for HCV (Bourlet et al., 2002, 2009; Cassuto et al., 2002; Meseguer et al., 2002; Canto et al., 2006; Garrido et al., 2006; Savasi et al., 2010; Leruez-Ville et al., 2013; Savasi et al., 2013; Molina et al., 2014).

Strong
⊕○○○

After advanced semen processing, PCR testing for HCV is not necessary (Cassuto et al., 2002; Canto et al., 2006; Garrido et al., 2006; Bourlet et al., 2009; Savasi et al., 2010; Leruez-Ville et al., 2013; Molina et al., 2014).

Strong
⊕○○○

Good laboratory practice regarding semen processing should be applied irrespective of whether only the male or both partners are testing positive for HCV.

GPP

High plasma HCV viral load is likely to be predictive of the presence of HCV RNA in semen. Strong evidence for the correlation of HCV viral load between serum and semen is currently lacking.

Conclusion

Reducing/avoiding vertical transmission

Cesarean delivery is not recommended on the basis of maternal HCV-positivity alone (Ghamar Chehreh et al., 2011)

Strong
⊕○○○

Breastfeeding is not contra-indicated in HCV-positive women (Cottrell et al., 2013)

Strong
⊕○○○

Human immunodeficiency virus

A summary of the management of medically assisted reproduction in patients testing positive for human immunodeficiency virus (HIV) can be found in Fig. 5.

Prevention of transmission before medically assisted reproduction

Human immunodeficiency virus (HIV)-1-serodiscordant couples should be informed that there is a risk of sexual transmission of the virus to the unaffected partner. To reduce this risk, couples must be advised to use barrier contraception and seek active therapy to reduce viral load (Baggaley et al., 2010; LeMessurier et al., 2018).

Strong
⊕⊕○○

Individuals testing positive for HIV-1, antiretroviral therapy can suppress viral replication. These patients should remain on antiretroviral therapy and providing undetectable viral loads in serum can be achieved and sustained, the risk of horizontal transmission through unprotected intercourse is minimal in the absence of other sexually transmitted diseases (Attia et al., 2009).

Strong
⊕⊕○○

Commencing with medically assisted reproduction (MAR) treatments in patients positive for HIV-1 or 2 should be a joint decision between the patient, their partner, the fertility doctor and the infectious disease specialist.

Strong
⊕○○○

All patients testing positive for HIV, wishing to have a child should be counseled about the risk of horizontal and vertical transmission. In the case of the male testing positive for HIV, antiretroviral therapy can reduce the viral load in blood and semen to undetectable levels, allowing the possibility of natural conception. Reproductive counseling should include fertility and antiretroviral covariates.

GPP

In the case of the female testing positive for HIV-1 or 2, and even with undetectable viremia, the possibility of viral vertical transmission should be discussed prior to MAR treatment.

GPP

HIV	Male testing positive		Female testing positive		Couple testing positive	
Before MAR	Consult with infectious disease specialist					
	Undetectable viral load	HIV detected in blood	Undetectable viral load	HIV detected in blood	Undetectable viral load (female)	HIV detected in blood
		Risk of HT	Risk of VT	Risk of VT + HT	Risk of VT	Risk of VT + HT
During MAR	IUI, IVF or ICSI depending on infertility work-up					
	Specific semen processing* and semen HIV PCR testing recommended		Standard oocyte processing		Specific semen processing* and semen HIV PCR testing recommended	
After MAR	Caesarean section recommended if detectable HIV viral load					
	Breastfeeding = option		Breastfeeding not recommended			
	CNP					

*Density gradient centrifugation followed by 2 semen washing steps, followed by swim-up

Figure 5. Summary of management of medically assisted reproduction in patients testing positive for human immunodeficiency virus. CNP, combined neonatal prophylaxis; HIV, human immunodeficiency virus; HT, horizontal transmission; MAR, medically assisted reproduction; VT, vertical transmission.

Assisted reproduction techniques and impact on outcomes

HIV infection status is not a reason to deny MAR treatment.	Strong ⊕○○○
The cause of infertility should dictate the specific technique (IUI/IVF/ICSI) used for MAR in couples where one or both partners test positive for HIV (Vitorino et al., 2011; Barnes et al., 2014).	Strong ⊕⊕○○
Advanced semen processing should be used for male patients testing positive for HIV-1 to reduce the likelihood of viral presence (Dussaix et al., 1993; Baccetti et al., 1994; Quayle et al., 1997; Deleage et al., 2011; Miller et al., 2019; Young et al., 2019).	Strong ⊕○○○
No special laboratory techniques are needed for processing of oocytes from female patients testing positive for HIV.	Strong ⊕○○○
Serodiscordant couples with a male partner testing positive for HIV-1 should be informed that the efficacy of MAR is not impacted compared to HIV seronegative couples (Bujan et al., 2007; Prisant et al., 2010; Sauer and Chang, 2002; Cito et al., 2019).	Strong ⊕○○○
Serodiscordant couples with a female partner testing positive for HIV should be informed that the efficacy of IVF/ICSI could be reduced compared to HIV seronegative couples (Marques et al., 2015).	Conditional ⊕○○○

Prevention/reduction of transmission during assisted reproduction

The technique recommended for processing ejaculated semen for males testing positive for HIV is to perform a discontinuous density gradient centrifugation followed by 2 semen washing steps, followed by swim-up (Zafer et al., 2016).	Strong ⊕⊕○○
Regardless of the semen processing technique used, the post-preparation sample that is going to be used in MAR from males tested positive for HIV should be HIV PCR tested (Zafer et al., 2016).	Strong ⊕⊕○○
In serodiscordant couples with the male testing positive for HIV, only a HIV-negative tested sperm sample should be used for MAR (Zafer et al., 2016).	Strong ⊕⊕○○
Good laboratory practice regarding semen processing should be applied irrespective of whether only the male or both partners are testing positive for HIV.	GPP
Advanced semen processing is recommended for male patients testing positive for HIV, regardless of the viral load in the serum and therapy status (Kalichman et al., 2008).	Strong ⊕○○○

Reducing/avoiding vertical transmission

Caesarean section is recommended in women with detectable HIV viral loads (Kennedy et al., 2017).	Strong ⊕⊕○○
A female testing positive for HIV should refrain from breastfeeding when and where she has safe nutritional alternatives (De Martino et al., 1992 ; Tess et al., 1998 ; Coutsoudis, 2000 ; Olayinka et al., 2000 ; Mbori-Ngacha et al., 2002 ; Magoni et al., 2005 ; Kagaayi et al., 2008 ; Peltier et al., 2009 ; Imade et al., 2010 ; Assefa et al., 2017 ; Njom Nlend et al., 2018).	Strong ⊕⊕○○
Combined neonatal prophylaxis (CNP) is recommended for neonates born to mothers testing positive for HIV.	Strong ⊕⊕⊕○

Human papilloma virus

A summary of the management of medically assisted reproduction in patients testing positive for human papilloma virus (HPV) can be found in [Fig. 6](#).

Prevention of transmission before medically assisted reproduction

The use of barrier contraception during sexual intercourse is advised to lower the risk of human papilloma virus (HPV) transmission (Dillner et al., 1996 ; Kjaer et al., 2001 ; Hernandez et al., 2008 ; Burchell et al., 2010 ; Widdice et al., 2013).	GPP
All women starting medically assisted reproduction (MAR) should undergo testing to detect HPV-related cervical lesions.	GPP

Assisted reproduction techniques and impact on outcomes

The cause of infertility should dictate the specific technique (IUI/IVF/ICSI) used for MAR in couples where one or both partners test positive for HPV.	Strong ⊕○○○
Women infected with HPV should be informed that MAR does not eliminate the risk of vertical transmission.	GPP
The possibility of HPV testing could be discussed with couples undergoing IUI.	Research only
Couples with a known positive HPV test should be advised that HPV is a transient infection, and postponing MAR treatment is an option depending on the individual circumstances.	GPP

Prevention/reduction of transmission during assisted reproduction

<i>There is weak evidence that therapeutic HPV vaccination in HPV-positive men may increase pregnancy rates in natural conception and reduce miscarriage rates. However, more studies are necessary.</i>	Conclusion
HPV-positive males should be informed that no current semen preparation technique can eliminate the virus from the infected semen sample.	GPP

Reducing/avoiding vertical transmission

Caesarean delivery is not recommended on the basis of maternal HPV-positivity alone (Chatzistamatiou et al., 2016 ; Zouridis et al., 2018).	Strong ⊕⊕○○
Breastfeeding is not contra-indicated in HPV-positive women (Yoshida et al., 2011 ; Glenn et al., 2012 ; Louvanto et al., 2017).	Conditional ⊕○○○

Human T-lymphotropic virus I/II

A summary of the management of medically assisted reproduction in patients testing positive for human T-lymphotropic virus (HTLV) I/II can be found in [Fig. 7](#).

Prevention of transmission before medically assisted reproduction

It is suggested human T-cell lymphotropic virus (HTLV I/II)-serodiscordant couples should be informed that there is a risk of sexual transmission of the virus to the unaffected partner. To reduce this risk, couples could be advised to use barrier contraception and receive reproductive counseling if they want to conceive (Roucoux et al., 2005 ; Stuver et al., 1993).	Conditional ⊕○○○
---	---------------------




HPV	 Male testing positive	 Female testing positive	 Couple testing positive
Before MAR	Discuss: - Possibility of postponing MAR (transient infection) - Risk of viral horizontal transmission (not eliminated by MAR)		
During MAR	IUI, IVF or ICSI depending on infertility work-up		
	Routine semen processing		
After MAR	Caesarean section not recommended		
	Breastfeeding not contra-indicated		

Figure 6. Summary of management of medically assisted reproduction in patients testing positive for human papilloma virus. HPV, human papilloma virus; MAR, medically assisted reproduction.

HTLV I/II	Male testing positive	Female testing positive	Couple testing positive
Before MAR	Consult with infectious disease specialist		
	Discuss: - Risk of viral horizontal transmission (not eliminated by MAR) - Risk of viral vertical transmission (not eliminated by MAR)		
During MAR	IUI, IVF or ICSI depending on infertility work-up		
	Routine semen processing		
After MAR	Caesarean section not recommended		
	Breastfeeding not recommended		

Figure 7. Summary of management of medically assisted reproduction in patients testing positive for human T-lymphotropic virus I/II. HTLV, human T-lymphotropic virus; MAR, medically assisted reproduction.

Assisted reproduction techniques and impact on outcomes

The cause of infertility should dictate the specific technique (IUI/IVF/ICSI) used for medically assisted reproduction (MAR) in couples where one or both partners test positive for HTLV I/II (Stuver <i>et al.</i> , 1993; Kaplan <i>et al.</i> , 1996; Paiva <i>et al.</i> , 2017).	Strong ⊕○○○
Women testing positive for HTLV I/II should be informed that MAR does not eliminate the risk of vertical transmission.	GPP
<i>Studies on HTLV I/II viruses are dated and the technology to detect these viruses has changed a lot since. Therefore, the possibility of HTLV I/II presence in gametes or placenta cannot be confirmed or excluded. To date, the risk of HTLV I/II transmission through the use of infected semen or oocytes remains to be proven.</i>	Conclusion
<i>The impact of female HTLV I infection on MAR outcomes remains unknown.</i>	Conclusion

Prevention/reduction of transmission during assisted reproduction

No studies were identified comparing routine semen preparation with advanced semen processing in males testing positive for HTLV I/II. Similarly, no studies were identified investigating the correlation between viral load in semen and serum in HTLV I/II infected patients.

Reducing/avoiding vertical transmission

Caesarean delivery is not recommended on the basis of maternal HTLV I/II positivity alone (Paiva <i>et al.</i> , 2018).	Strong ⊕○○○
A female testing positive for HTLV I/II should refrain from breastfeeding when and where she has safe nutritional alternatives (Boostani <i>et al.</i> , 2018)	Strong ⊕○○○

Zika virus

A summary of the management of medically assisted reproduction in patients testing positive for Zika virus (ZIKV) can be found in Fig. 8.

Prevention of transmission before medically assisted reproduction

A male diagnosed with ZIKV-infection or returning from a ZIKV endemic region should use barrier contraception with any partner, for 3 months.	GPP
A female diagnosed with ZIKV-infection or returning from a ZIKV endemic region should use barrier contraception and avoid pregnancy for 2 months.	GPP

Assisted reproduction techniques and impact on outcomes

If a patient or partner has been diagnosed with ZIKV-infection or returning from a ZIKV endemic region in the last 3 months, medically assisted reproduction (MAR) treatment should be postponed.	GPP
In case of fertility preservation, the approach should be tailored to the individual situation	GPP
In the case of fertility preservation, there is insufficient data on the risk of viral transmission using gametes potentially infected with Zika virus. An individual risk assessment is advised before using these gametes.	GPP
If ZIKV-infection is diagnosed in male or female during MAR treatment, the cycle should be stopped, and the couple should be advised to use barrier contraception for 3 months.	GPP




ZIKV	 Male testing positive	 Female testing positive	 Couple testing positive
If detected before MAR	Postpone MAR treatment		
	For 3 months	For 2 months	For 3 months
If detected during MAR	Cancel cycle		
If detected after MAR	Caesarean section not recommended		
	Breastfeeding not contra-indicated		

Figure 8. Summary of management of medically assisted reproduction in patients testing positive for Zika virus. MAR, medically assisted reproduction; ZIKV, Zika virus.

Prevention/reduction of transmission during assisted reproduction

<i>There are currently no semen processing techniques available that can completely remove Zika virus from semen.</i>	Conclusion
MAR is not advised even if serum is free of Zika virus because of poor correlation between serum and semen viral load (Joguet et al., 2017; Musso et al., 2017; Barzon et al., 2018; Mead et al., 2018; Paz-Bailey et al., 2018).	Strong ⊕○○○

Reducing/avoiding vertical transmission

<i>The possibility of transmission of Zika virus through breastfeeding has only been assessed in 12 mother-child pairs. This provides insufficient evidence to establish a recommendation.</i>	Conclusion
--	------------

Laboratory safety

Can separate cryo tank storage prevent cross contamination of stored material?

Since viruses can survive and be transmitted via liquid nitrogen (LN2), separate storage of reproductive cells according to viral positive and viral negative status is recommended.	GPP
Emptied and dried cryo tanks and transport shippers should be disinfected according to local standard operating procedures to reduce the potential of cross-contamination.	GPP
Individual clinics must risk assess to decide the number of cryo tanks needed.	GPP
Separate cryopreservation dewars should be used to quarantine gametes and embryos from patients with unknown infectious status.	GPP

Can the type of cryostorage environment (liquid versus vapor/open versus closed systems) prevent cross contamination of stored material?

Vapor phase cryopreservation could be considered over liquid nitrogen in terms of safety to reduce the risk of cross-contamination (Bielanski, 2005; Grout and Morris, 2009; Mirabet et al., 2012; Molina et al., 2016)	Conditional ⊕○○○
Provided the cryomaterial is not compromised, cryodevices, such as sealed semen straws/vials, should be cleaned with a disinfectant wipe after removal from LN2 storage to mitigate risk of transmission of pathogens from the cryodevice surface.	GPP

Can the type of vials prevent cross-contamination of stored material?

Hermetical sealing of cryovials with additional covers could reduce the risk of cross-contamination of stored material (Chen et al., 2006)	Conditional ⊕○○○
--	---------------------

Can high security straws prevent cross-contamination of stored material?

The use of high security straws in combination with thermal sealing is the preferred approach as it minimizes the risk of cross-contamination (Maertens et al., 2004).	Strong ⊕○○○
At the time of thawing, decontamination of the exterior of the straw and the single use of sterile scissors will reduce the risk of contaminating the stored contents with potential pathogens.	GPP

Can the use of separate labs prevent cross contamination?

Given that personal protective equipment (PPE), laboratory equipment and exposed surfaces can be contaminated even after good laboratory practice, disinfection and changing PPE between cases can reduce the risk of cross-contamination. GPP

The recommended procurement, processing, release and storage procedures should be used for all samples, not only virally positive samples. GPP

Discussion

The current paper summarizes the 78 recommendations on prevention of viral transmission before and during MAR, preferred MAR techniques, their effect on outcomes, and interventions to reduce/avoid vertical transmission to the newborn collated from the ESHRE guideline on 'Medically assisted reproduction in patients with a viral infection/disease'. This guideline covers all aspects of the management of MAR in patients with a viral infection/disease, and was written by a multidisciplinary group of gynecologists and fertility specialists, embryologists and a virologist. It offers a broad scope for investigating, counseling and treating couples and individuals with a viral condition, be it transitory or chronic. As a basis for the current guideline, a broad and formal literature review was conducted. We identified very few randomized controlled trials with evidence for most interventions deriving from case series.

Considering the importance and clinical relevance of the topic, it was surprising to find that research data on many aspects, for example gamete–embryo–viral interaction in the MAR laboratory, are scarce. Even though the viruses discussed in the current guideline are of the most prevalent and/or 'understood' viruses at the present time, the current studies are limited in size and quality owing to the reduced number of patients with viral infection/disease presenting at fertility clinics or having access to MAR treatment. Furthermore, some viruses cause a transient event (i.e. ZIKA, HPV), many times asymptomatic, and the window of opportunity for long-term research is not present. A second deterrent for establishing robust research projects in the case of ZIKA, for example, is the current accepted guideline that pregnancy should be avoided, making any research proposal ethically questionable. The group reviewed the data on HPV infection and male and female infertility and even though this research is novel, this is a virus that deserves the attention of practitioners and patients alike.

In the case of HTLV I/II, its limited geographical prevalence means that even though the effects of the infection are significant for the affected individuals, the relevance to the global medical community remains low. In consequence, studies on the impact of HTLV I/II infection on MAR are lacking.

Research gaps were detected in several areas, and these are documented in a list of recommendations for further research ([Supplementary Data II](#)). As a matter of focus for the future, national data collection on outcomes of MAR treatment in patients with viral disease and the development of national centers of excellence where a larger cohort of affected patients can be offered therapy might help create the opportunity to find answers to questions that remain unanswered after this review, protected by an ethical and legal framework

that could allow the opportunity to conduct high quality research on the topic.

Despite the limitations of guidelines in general, and the limitations in the evidence supporting the current guideline, the guideline group is confident that this document will help best practice in the management of MAR in patients with a viral infection/disease.

Supplementary data

[Supplementary data](#) are available at *Human Reproduction Open* online.

Data availability

The full guideline document, the literature study and evidence tables can be found on the ESHRE website (www.eshre.eu/virusguideline).

Acknowledgements

The Guideline Development Group (GDG) would like to express sincere thanks to Dr Mark Atkins for providing the virology expertise and oversight for this guideline development. In addition, the GDG would like to acknowledge the help of many clinicians and professional organizations who refereed the content of the guideline and submitted helpful comments to the draft version.

Authors' roles

E.M. chaired the GDG and hence fulfilled a leading role in collecting the evidence, writing the manuscript and dealing with reviewer comments. N.L.C. as methodological expert, performed all literature searches for the guideline, provided methodological support and coordinated the guideline development. All other authors, listed in alphabetical order, as GDG members, contributed equally to the manuscript, by drafting key questions, synthesizing evidence, writing the different parts of the guideline and discussing recommendations until consensus within the group was reached.

Funding

The study has no external funding; all costs for meetings were covered by ESHRE.

Conflict of interest

A.D. reports research fees from Ferring and Merck, consulting fees from Ferring, outside the submitted work. C.P. reports speakers fees from Merck and MSD outside the submitted work. K.T. reports speakers fees from Cooper Surgical and Ferring and consultancy fees as member of the advisory board BioTeam of Ferring, outside the submitted work. The other authors have no conflicts of interest to declare.

References

- Ackerman Z, Paltiel O, Glikberg F, Ackerman E. Hepatitis C virus in various human body fluids: a systematic review. *Hepato Res* 1998; **11**:26–40.
- Assefa M, Worku A, Yesuf A. HIV-free survival and morbidity among breast-fed and formula-fed infants and young children in a prevention of MTCT of HIV program in Addis Ababa, Ethiopia, 2014. *Asian Pac J Trop Dis* 2017; **7**:225–232.
- Attia S, Egger M, Muller M, Zwahlen M, Low N. Sexual transmission of HIV according to viral load and antiretroviral therapy: systematic review and meta-analysis. *AIDS* 2009; **23**:1397–1404.
- Ayoola EA, Ladipo OA, Odelola HA. Antibody to hepatitis B core antigen, e-antigen and its antibody in menstrual blood and semen. *Int J Gynaecol Obstet* 1981; **19**:221–223.
- Baccetti B, Benedetto A, Burrini AG, Collodel G, Ceccarini EC, Crisa N, Di Caro A, Estenoz M, Garbuglia AR, Massacesi A. HIV-particles in spermatozoa of patients with AIDS and their transfer into the oocyte. *J Cell Biol* 1994; **127**:903–914.
- Baggaley RF, White RG, Boily MC. HIV transmission risk through anal intercourse: systematic review, meta-analysis and implications for HIV prevention. *Int J Epidemiol* 2010; **39**:1048–1063.
- Barnes A, Riche D, Mena L, Sison T, Barry L, Reddy R, Shwayder J, Parry JP. Efficacy and safety of intrauterine insemination and assisted reproductive technology in populations serodiscordant for human immunodeficiency virus: a systematic review and meta-analysis. *Fertil Steril* 2014; **102**:424–434.
- Barzon L, Percivalle E, Pacenti M, Rovida F, Zavattoni M, Del Bravo P, Cattelan AM, Palu G, Baldanti F. Virus and antibody dynamics in travelers with acute Zika virus infection. *Clin Infect Dis* 2018; **66**:1173–1180.
- Bielanski A. Non-transmission of bacterial and viral microbes to embryos and semen stored in the vapour phase of liquid nitrogen in dry shippers. *Cryobiology* 2005; **50**:206–210.
- Boostani R, Sadeghi R, Sabouri A, Ghabeli-Juibary A. Human T-lymphotropic virus type I and breastfeeding: systematic review and meta-analysis of the literature. *Iran J Neurol* 2018; **17**:174–179.
- Boulet T, Levy R, Maertens A, Tardy J-C, Grattard F, Cordonier H, Laurent J-L, Guerin J-F, Pozzetto B. Detection and characterization of hepatitis C virus RNA in seminal plasma and spermatozoon fractions of semen from patients attempting medically assisted conception. *J Clin Microbiol* 2002; **40**:3252–3255.
- Boulet T, Lornage J, Maertens A, Garret AS, Saoudin H, Tardy JC, Jimenez C, Guerin JF, Pozzetto B, Levy R. Prospective evaluation of the threat related to the use of seminal fractions from hepatitis C virus-infected men in assisted reproductive techniques. *Hum Reprod* 2009; **24**:530–535.
- Bujan L, Sergerie M, Kiffer N, Moinard N, Seguela G, Mercadier B, Rhone P, Pasquier C, Daudin M. Good efficiency of intrauterine insemination programme for serodiscordant couples with HIV-1 infected male partner: a retrospective comparative study. *Eur J Obstet Gynecol Reprod Biol* 2007; **135**:76–82.
- Burchell AN, Tellier PP, Hanley J, Coutlee F, Franco EL. Influence of partner's infection status on prevalent human papillomavirus among persons with a new sex partner. *Sex Transm Dis* 2010; **37**:34–40.
- Canto CL, Segurado AC, Pannuti C, Cedenho A, Srougi M, Spaine D, Fernandes S, Carretiero N, Bernal MC, Levi JE. Detection of HIV and HCV RNA in semen from Brazilian coinfecting men using multiplex PCR before and after semen washing. *Rev Inst Med Trop Sao Paulo* 2006; **48**:201–206.
- Cassuto NG, Sifer C, Feldmann G, Bouret D, Moret F, Benifla JL, Porcher R, Naouri M, Neuraz A, Alvarez S et al. A modified RT-PCR technique to screen for viral RNA in the semen of hepatitis C virus-positive men. *Hum Reprod* 2002; **17**:3153–3156.
- Chatzistamatiou K, Sotiriadis A, Agorastos T. Effect of mode of delivery on vertical human papillomavirus transmission—a meta-analysis. *J Obstet Gynaecol* 2016; **36**:10–14.
- Chen HI, Tsai CD, Wang HT, Hwang SM. Cryovial with partial membrane sealing can prevent liquid nitrogen penetration in submerged storage. *Cryobiology* 2006; **53**:283–287.
- Chen HL, Cai JY, Song YP, Zha ML, Qin G. Vaginal delivery and HBV mother to child transmission risk after immunoprophylaxis: a systematic review and a meta-analysis. *Midwifery* 2019; **74**:116–125.
- Cito G, Coccia ME, Fucci R, Picone R, Cocci A, Russo GI, Rizzello F, Trotta M, Badolato L, Basile V et al. Influence of male human immunodeficiency virus (HIV) and hepatitis C virus (HCV) infection on the reproductive outcomes in serodiscordant couples: a case-control study. *Andrology* 2019; **7**:852–858.
- Cottrell EB, Chou R, Wasson N, Rahman B, Guise JM. Reducing risk for mother-to-infant transmission of hepatitis C virus: a systematic review for the U.S. Preventive Services Task Force. *Ann Intern Med* 2013; **158**:109–113.
- Coutsoudis A. Influence of infant feeding patterns on early mother-to-child transmission of HIV-1 in Durban, South Africa. *Ann N Y Acad Sci* 2000; **918**:136–144.
- De Martino M, Tovo PA, Tozzi AE, Pezzotti P, Galli L, Livadiotti S, Caselli D, Massironi E, Ruga E, Fioredda F et al. HIV-1 transmission through breast-milk: Appraisal of risk according to duration of feeding. *AIDS* 1992; **6**:991–997.
- Deleage C, Moreau M, Rioux-Leclercq N, Ruffault A, Jegou B, Dejucq-Rainsford N. Human immunodeficiency virus infects human seminal vesicles *in vitro* and *in vivo*. *Am J Pathol* 2011; **179**:2397–2408.
- Dillner J, Kallings I, Brihmer C, Siktstrom B, Koskela P, Lehtinen M, Schiller JT, Sapp M, Mardh PA. Seropositivities to human papillomavirus types 16, 18, or 33 capsids and to Chlamydia trachomatis are markers of sexual behavior. *J Infect Dis* 1996; **173**:1394–1398.
- Dussaix E, Guetard D, Dauguet C, D'Almeida M, Auer J, Ellrodt A, Montagnier L, Auroux M. Spermatozoa as potential carriers of HIV. *Res Virol* 1993; **144**:487–495.
- Fei QJ, Yang XD, Ni WH, Pan CS, Huang XF. Can hepatitis B virus DNA in semen be predicted by serum levels of hepatitis B virus DNA, HBeAg, and HBsAg in chronically infected men from infertile couples? *Andrology* 2015; **3**:506–511.
- Garrido N, Meseguer M, Bellver J, Remohi J, Simon C, Pellicer A. Report of the results of a 2 year programme of sperm wash and ICSI treatment for human immunodeficiency virus and hepatitis C virus serodiscordant couples. *Hum Reprod* 2004; **19**:2581–2586.
- Garrido N, Remohi J, Pellicer A, Meseguer M. The effectiveness of modified sperm washes in severely oligoasthenozoospermic men

- infected with human immunodeficiency and hepatitis C viruses. *Fertil Steril* 2006;**86**:1544–1546.
- Ghamar Chehreh ME, Tabatabaei SV, Khazanehdari S, Alavian SM. Effect of cesarean section on the risk of perinatal transmission of hepatitis C virus from HCV-RNA+/HIV– mothers: a meta-analysis. *Arch Gynecol Obstet* 2011;**283**:255–260.
- Glenn WK, Whitaker NJ, Lawson JS. High risk human papillomavirus and Epstein Barr virus in human breast milk. *BMC Res Notes* 2012;**5**:477.
- Grout BW, Morris GJ. Contaminated liquid nitrogen vapour as a risk factor in pathogen transfer. *Theriogenology* 2009;**71**:1079–1082.
- Hadchouel M, Scotto J, Huret JL, Molinie C, Villa E, Degos F, Brechot C. Presence of HBV DNA in spermatozoa: a possible vertical transmission of HBV via the germ line. *J Med Virol* 1985;**16**:61–66.
- Hernandez BY, Wilkens LR, Zhu X, Thompson P, McDuffie K, Shvetsov YB, Kamemoto LE, Killeen J, Ning L, Goodman MT. Transmission of human papillomavirus in heterosexual couples. *Emerg Infect Dis* 2008;**14**:888–894.
- Hou MC, Wu JC, Kuo BI, Sheng WY, Chen TZ, Lee SD, Lo KJ. Heterosexual transmission as the most common route of acute hepatitis B virus infection among adults in Taiwan—the importance of extending vaccination to susceptible adults. *J Infect Dis* 1993;**167**:938–941.
- Huo TI, Wu JC, Huang YH, Yang UC, Sheen IJ, Chang FY, Lee SD. Evidence of transmission of hepatitis B virus to spouses from sequence analysis of the viral genome. *J Gastroenterol Hepatol* 1998;**13**:1138–1142.
- Imade PE, Uwakwe NO, Omoregie R, Eghafona NO. Post-natal maternal antiretroviral therapy and HIV prevalence among breast-fed infants in Benin, Nigeria. *N Am J Med Sci* 2010;**2**:427–429.
- Inaba N, Ohkawa R, Matsuura A, Kudoh J, Takamizawa H. Sexual transmission of hepatitis B surface antigen. Infection of husbands by HBsAg carrier-state wives. *Br J Vener Dis* 1979;**55**:366–368.
- Jin H, Zhao Y, Tan Z, Zhang X, Zhao Y, Wang B, Liu P. Immunization interventions to interrupt hepatitis B virus mother-to-child transmission: a meta-analysis of randomized controlled trials. *BMC Pediatr* 2014;**14**:307.
- Joguet G, Mansuy JM, Matusali G, Hamdi S, Walschaerts M, Pavili L, Guyomard S, Prisant N, Lamarre P, Dejuq-Rainsford N et al. Effect of acute Zika virus infection on sperm and virus clearance in body fluids: a prospective observational study. *Lancet Infect Dis* 2017;**17**:1200–1208.
- Kagaayi J, Gray RH, Brahmbhatt H, Kigozi G, Nalugoda F, Wabwire-Mangen F, Serwadda D, Sewankambo N, Ddungu V, Ssebagala D et al. Survival of infants born to HIV-positive mothers, by feeding modality, in Rakai, Uganda. *PLoS One* 2008;**3**:e3877.
- Kalichman SC, Di Berto G, Eaton L. Human immunodeficiency virus viral load in blood plasma and semen: review and implications of empirical findings. *Sex Transm Dis* 2008;**35**:55–60.
- Kaplan JE, Khabbaz RF, Murphy EL, Hermansen S, Roberts C, Lal R, Heneine W, Wright D, Matijas L, Thomson R et al. Male-to-female transmission of human T-cell lymphotropic virus types I and II: association with viral load. The Retrovirus Epidemiology Donor Study Group. *J Acquir Immun Def Syndrom Human Retrovirol* 1996;**12**:193–201.
- Katoonizadeh A, Motamed-Gorji N, Sharafkhan M, Ostovaneh M, Esmaili S, Eslami L, Gharravi A, Khoshnia M, Shayanrad A, Katouli FS et al. Intra-familial transmission of chronic hepatitis B infection: a large population-based cohort study in northern Iran. *Arch Iran Med* 2018;**21**:436–442.
- Kennedy CE, Yeh PT, Pandey S, Betran AP, Narasimhan M. Elective cesarean section for women living with HIV: a systematic review of risks and benefits. *AIDS* 2017;**31**:1579–1591.
- Kjaer SK, Chackerian B, van den Brule AJ, Svare EI, Paull G, Walbomers JM, Schiller JT, Bock JE, Sherman ME, Lowy DR et al. High-risk human papillomavirus is sexually transmitted: evidence from a follow-up study of virgins starting sexual activity (intercourse). *Cancer Epidemiol Biomarkers Prev* 2001;**10**:101–106.
- Lee C, Gong Y, Brok J, Boxall EH, Gluud C. Effect of hepatitis B immunisation in newborn infants of mothers positive for hepatitis B surface antigen: systematic review and meta-analysis. *BMJ* 2006;**332**:328–336.
- LeMessurier J, Traversy G, Varsaneux O, Weekes M, Avey MT, Niragira O, Gervais R, Guyatt G, Rodin R. Risk of sexual transmission of human immunodeficiency virus with antiretroviral therapy, suppressed viral load and condom use: a systematic review. *CMAJ* 2018;**190**:E1350–E1360.
- Leruez-Ville M, Thiounn N, Poirot C, Launay O, Sogni P, Grabar S, Dulioust E. Intracytoplasmic sperm injection with microsurgically retrieved spermatozoa in azoospermic men infected with human immunodeficiency virus 1 or hepatitis C virus: the EP43 AZONECO ANRS study. *Fertil Steril* 2013;**99**:713–717.
- Louvanto K, Sarkola M, Rintala M, Syrjanen K, Grenman S, Syrjanen S. Breast milk is a potential vehicle for human papillomavirus transmission to oral mucosa of the spouse. *Pediatr Infect Dis J* 2017;**36**:627–630.
- Machaira M, Papaevangelou V, Vouloumanou EK, Tansarli GS, Falagas ME. Hepatitis B vaccine alone or with hepatitis B immunoglobulin in neonates of HBsAg+/HBeAg– mothers: a systematic review and meta-analysis. *J Antimicrob Chemother* 2015;**70**:396–404.
- Maertens A, Bourlet T, Ploton N, Pozzetto B, Levy R. Validation of safety procedures for the cryopreservation of semen contaminated with hepatitis C virus in assisted reproductive technology. *Hum Reprod* 2004;**19**:1554–1557.
- Magoni M, Bassani L, Okong P, Kituuka P, Germinario EP, Giuliano M, Vella S. Mode of infant feeding and HIV infection in children in a program for prevention of mother-to-child transmission in Uganda. *AIDS* 2005;**19**:433–437.
- Marques C, Guerreiro C, Soares SR. Lights and shadows about the effectiveness of IVF in HIV infected women: a systematic review. *Infect Dis Obstet Gynecol* 2015;**2015**:517208.
- Mbori-Ngacha D, Nduati R, John G, Reilly M, Richardson B. Morbidity and mortality in breastfed and formula-fed infants of HIV-1-infected women: a randomized clinical trial. *Obstet Gynecol Surv* 2002;**57**:277–278.
- Mead PS, Duggal NK, Hook SA, Delorey M, Fischer M, Olzenak McGuire D, Becksted H, Max RJ, Anishchenko M, Schwartz AM et al. Zika virus shedding in semen of symptomatic infected men. *N Engl J Med* 2018;**378**:1377–1385.
- Meseguer M, Garrido N, Gimeno C, Remohi J, Simon C, Pellicer A. Comparison of polymerase chain reaction-dependent methods for

- determining the presence of human immunodeficiency virus and hepatitis C virus in washed sperm. *Fertil Steril* 2002;**78**:1199–1202.
- Miller RL, Ponte R, Jones BR, Kinloch NN, Omondi FH, Jenabian MA, Dupuy FP, Fromentin R, Brassard P, Mehraj V et al. HIV diversity and genetic compartmentalization in blood and testes during suppressive antiretroviral therapy. *J Virol* 2019;**93**:e00755–19.
- Mirabet V, Alvarez M, Solves P, Ocete D, Gimeno C. Use of liquid nitrogen during storage in a cell and tissue bank: contamination risk and effect on the detectability of potential viral contaminants. *Cryobiology* 2012;**64**:121–123.
- Molina I, Carmen Del Gonzalvo M, Clavero A, Angel Lopez-Ruz M, Mozas J, Pasquau J, Sampedro A, Martinez L, Castilla JA. Assisted reproductive technology and obstetric outcome in couples when the male partner has a chronic viral disease. *Int J Fertil Steril* 2014;**7**:291–300.
- Molina I, Mari M, Martínez JV, Novella-Maestre E, Pellicer N, Pemán J. Bacterial and fungal contamination risks in human oocyte and embryo cryopreservation: open versus closed vitrification systems. *Fertil Steril* 2016;**106**:127–132.
- Musso D, Richard V, Teissier A, Stone M, Lanteri MC, Latoni G, Alsina J, Reik R, Busch MP. Detection of Zika virus RNA in semen of asymptomatic blood donors. *Clin Microbiol Infect* 2017;**23**:1001.e1–1001.e3.
- Nesrine F, Saleh H. Hepatitis C virus (HCV) status in newborns born to HCV positive women performing intracytoplasmic sperm injection. *Afr Health Sci* 2012;**12**:58–62.
- Nie R, Wang M, Liao T, Qian K, Zhu G, Jin L. Assisted conception does not increase the risk for mother-to-child transmission of hepatitis B virus, compared with natural conception: a prospective cohort study. *Fertil Steril* 2019;**111**:348–356.
- Njom Nlend AE, Motaze ACN, Sandie A, Fokam J. HIV-1 transmission and survival according to feeding options in infants born to HIV-infected women in Yaounde. *BMC Pediatr* 2018;**18**:69.
- Olayinka B, Oni AO, Mbajioru FE. Impact of infant feeding practices on the risk of mother to child transmission of HIV-1 in Zimbabwe. *J Paediatr Child Health* 2000;**36**:313–317.
- Paiva A, Smid J, Haziot MEJ, Assone T, Pinheiro S, Fonseca LAM, de Oliveira ACP, Casseb J. High risk of heterosexual transmission of human T-cell lymphotropic virus type I infection in Brazil. *J Med Virol* 2017;**89**:1287–1294.
- Paiva AM, Assone T, Haziot MEJ, Smid J, Fonseca LAM, Luiz ODC, de Oliveira ACP, Casseb J. Risk factors associated with HTLV-I vertical transmission in Brazil: longer breastfeeding, higher maternal proviral load and previous HTLV-I-infected offspring. *Sci Rep* 2018;**8**:7742.
- Paz-Bailey G, Rosenberg ES, Doyle K, Munoz-Jordan J, Santiago GA, Klein L, Perez-Padilla J, Medina FA, Waterman SH, Gubern CG et al. Persistence of Zika virus in body fluids—final report. *N Engl J Med* 2018;**379**:1234–1243.
- Peltier CA, Ndayisaba GF, Lepage P, van Griensven J, Leroy V, Pharm CO, Ndimubanzi PC, Courteille O, Arendt V. Breastfeeding with maternal antiretroviral therapy or formula feeding to prevent HIV postnatal mother-to-child transmission in Rwanda. *AIDS* 2009;**23**:2415–2423.
- Prisant N, Tubiana R, Lefebvre G, Lebray P, Marcelin AG, Thibault V, Rosenblum O, Bonmarchand M, Vauthier-Brouzes D, Golmard JL et al. HIV-1 or hepatitis C chronic infection in serodiscordant infertile couples has no impact on infertility treatment outcome. *Fertil Steril* 2010;**93**:1020–1023.
- Qian WP, Tan YQ, Chen Y, Peng Y, Li Z, Lu GX, Lin MC, Kung HF, He ML, Shing LK. Rapid quantification of semen hepatitis B virus DNA by real-time polymerase chain reaction. *World J Gastroenterol* 2005;**11**:5385–5389.
- Quayle AJ, Xu C, Mayer KH, Anderson DJ. T lymphocytes and macrophages, but not motile spermatozoa, are a significant source of human immunodeficiency virus in semen. *J Infect Dis* 1997;**176**:960–968.
- Rosenblum L, Darrow W, Witte J, Cohen J, French J, Gill PS, Potterat J, Sikes K, Reich R, Hadler S. Sexual practices in the transmission of hepatitis B virus and prevalence of hepatitis delta virus infection in female prostitutes in the United States. *JAMA* 1992;**267**:2477–2481.
- Roucoux DF, Wang B, Smith D, Nass CC, Smith J, Hutching ST, Newman B, Lee TH, Chafets DM, Murphy EL; HTLV Outcomes Study Investigators. A prospective study of sexual transmission of human T lymphotropic virus HTLV-I and HTLV-II. *J Infect Dis* 2005;**191**:1490–1497.
- Sauer MV, Chang PL. Establishing a clinical program for human immunodeficiency virus I-seropositive men to father seronegative children by means of in vitro fertilization with intracytoplasmic sperm injection. *Am J Obstet Gynecol* 2002;**186**:627–633.
- Savasi V, Oneta M, Parrilla B, Cetin I. Should HCV discordant couples with a seropositive male partner be treated with assisted reproduction techniques (ART)? *Eur J Obstet Gynecol Reprod Biol* 2013;**167**:181–184.
- Savasi V, Parrilla B, Ratti M, Oneta M, Clerici M, Ferrazzi E. Hepatitis C virus RNA detection in different semen fractions of HCV/HIV-1 co-infected men by nested PCR. *Eur J Obstet Gynecol Reprod Biol* 2010;**151**:52–55.
- Schillie SF, Murphy TV. Seroprotection after recombinant hepatitis B vaccination among newborn infants: a review. *Vaccine* 2013;**31**:2506–2516.
- Stuver SO, Tachibana N, Okayama A, Shioiri S, Tsunetoshi Y, Tsuda K, Mueller NE. Heterosexual transmission of human T cell leukemia/lymphoma virus type I among married couples in southwestern Japan: an initial report from the Miyazaki Cohort Study. *J Infect Dis* 1993;**167**:57–65.
- Tess BH, Rodrigues LC, Newell ML, Dunn DT, Lago TD. Infant feeding and risk of mother-to-child transmission of HIV-1 in Sao Paulo State, Brazil. Sao Paulo Collaborative Study for Vertical Transmission of HIV-1. *J Acquir Immun Def Syndrom Human Retrovirol* 1998;**19**:189–194.
- Tufon KA, Meriki HD, Kwenti TE, Tony NJ, Malika E, Bolimo AF, Kouanou YS, Nkuo-Akenji T, Anong DN. HBV transmission risk assessment in healthcare workers, household and sexual contacts of HBV infected patients in the Southwest Region of Cameroon. *Oman Med J* 2019;**34**:313–321.
- Vermeulen N, Le Clef N, D'Angelo A, Tillemans K, Veleva Z, Nelen W. Manual for ESHRE guideline development. ESHRE 2020. <https://www.eshre.eu/Guidelines-and-Legal/Guidelines/Guideline-development-process> (16 August 2021, date last accessed).
- Vitorino RL, Grinsztejn BG, de Andrade CA, Hokerberg YH, de Souza CT, Friedman RK, Passos SR. Systematic review of the

- effectiveness and safety of assisted reproduction techniques in couples serodiscordant for human immunodeficiency virus where the man is positive. *Fertil Steril* 2011;**95**:1684–1690.
- Widdice L, Ma Y, Jonte J, Farhat S, Breland D, Shiboski S, Moscicki AB. Concordance and transmission of human papillomavirus within heterosexual couples observed over short intervals. *J Infect Dis* 2013;**207**:1286–1294.
- Yoshida K, Furumoto H, Abe A, Kato T, Nishimura M, Kuwahara A, Maeda K, Matsuzaki T, Irahara M. The possibility of vertical transmission of human papillomavirus through maternal milk. *J Obstet Gynaecol* 2011;**31**:503–506.
- Young CD, Tatieng S, Kongmanas K, Fongmoon D, Lomenick B, Yoon AJ, Kiattiburut W, Compostella F, Faull KF, Suree N et al. Sperm can act as vectors for HIV-1 transmission into vaginal and cervical epithelial cells. *Am J Reprod Immunol* 2019;**82**:e13129.
- Zafer M, Horvath H, Mmeje O, van der Poel S, Semprini AE, Rutherford G, Brown J. Effectiveness of semen washing to prevent human immunodeficiency virus (HIV) transmission and assist pregnancy in HIV-discordant couples: a systematic review and meta-analysis. *Fertil Steril* 2016;**105**:645–655.e2.
- Zheng Y, Lu Y, Ye Q, Xia Y, Zhou Y, Yao Q, Wei S. Should chronic hepatitis B mothers breastfeed? A meta analysis. *BMC Public Health* 2011;**11**:502.
- Zouridis A, Kalampokas T, Panoulis K, Salakos N, Deligeoroglou E. Intrauterine HPV transmission: a systematic review of the literature. *Arch Gynecol Obstet* 2018;**298**:35–44.