

Linkage Map of *Escherichia coli* K-12, Edition 10: The Traditional Map

MARY K. B. BERLYN*

Department of Biology and School of Forestry and Environmental Studies, Yale University,
New Haven, Connecticut 06520-8104

INTRODUCTION	814
MAP UNITS	821
NOMENCLATURE.....	821
Gene Symbol Convention.....	821
The Issue of Stability	821
ACKNOWLEDGMENTS	888
REFERENCES	889

INTRODUCTION

Previously, Berlyn et al. (323) presented the traditional map, the EcoMap physical map, and a map by Singer and Low showing the distribution of the Gross-Singer transposon set around the chromosome. The map in this paper is a revision of that traditional map of *Escherichia coli* K-12, the linkage map of known genes and other functional sites (Fig. 1), and the physical map, EcoMap 10, of Kenneth Rudd is presented in the companion article (3763a).

The linkage map in this presentation includes genes located primarily by restriction, sequence, and cotransduction data reported in the literature and databases. It uses coordinates based on the complete sequence released by the Blattner laboratory. Obviously, the sequence is now the major resource for placing genes on the map. In some regions the placement represents a shift from the edition 9 map, which was based on coordinates of Rudd's EcoMap 7 composite of sequenced genes and regions (27, 33, 395, 568, 569, 926, 3308, 3465, 4127, 4128), placed on the physical map of *Escherichia coli* (2291, 3763b) by restriction and sequence comparisons. Those map positions were based on the results in the literature and on EcoMap and GenBank database entries. EcoMap 10 coordinates are of course also based on the completed sequence, and cross-consulting this summary map and the EcoMap that follows should be straightforward.

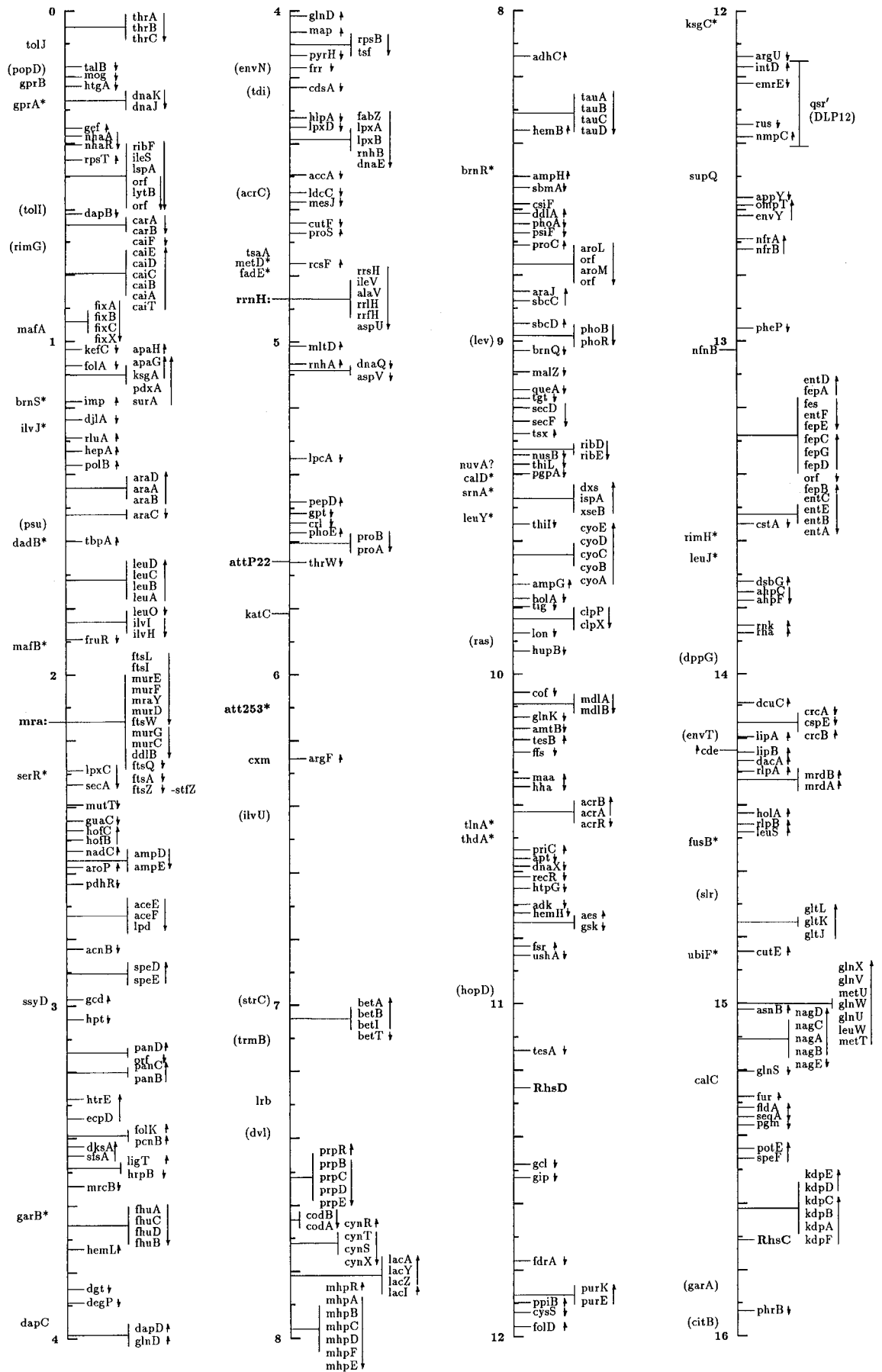
The linkage map of Fig. 1 includes 2,220 genes and about 40 other chromosomal markers, such as phage attachment sites, defective-phage elements, replication origins and termini, and other features traditionally included on the published linkage map. It does not include open reading frames (ORFs) lacking evidence for expression, with unknown functions or putative functions inferred by sequence homologies only. A few exceptions occur for *Salmonella* genes where the inference is strong that they are also expressed in *E. coli*. The ORFs not included

in this map can be found on EcoMap 10. The Fig. 1 map places the genes that can be found in sequence annotation and EcoMap 10 on the right side of the line. On the left side are genes not present on physical maps or the sequence, and in most cases these are not connected to a specific point on the axis to indicate that the localization is only approximate. As in previous editions of the *E. coli* linkage map (187, 188, 189, 190, 190a, 323, 4368, 4369, 4370, 4371), an asterisk indicates that the gene is not precisely located with respect to near neighbors and parentheses indicate that the location is even more uncertain and that the gene is located only within that general region. I have been very conservative about removing these from the map; even though the usefulness of some of these may be quite limited, there will probably be cases where the old, sometimes poorly characterized phenotype may be helpful in ascribing functions and phenotypic effects to ORFs. Also shown on the left side in boldface followed by colons are operon names that are distinct from any gene name within the operon and termination and attachment sites. The arrows indicate the direction of transcription and span genes included within a transcription unit.

Updates of map information are available in electronic form from several sites. These include the *E. coli* Genetic Stock Center's (CGSC's) World Wide Web server at URL <http://cgsc.biology.yale.edu>, which provides an interface for querying the database and retrieving formatted reports about genes, map regions, strains, and mutations, etc. (323a); the National Center for Biotechnology Information ftp site for EcoSeq and EcoMap, ncbi.nlm.nih.gov/repository/Eco/EcoMap7; the Colibri map at <http://www.pasteur.fr/Bio/Colibri.html>, the ECDC map at <http://susi.bio.uni-giessen.de/ecdc.html>, the site for the sequencing project at the University of Wisconsin, <http://www.genetics.wisc.edu>, a gene-protein database, <http://www.mbl.edu/html/ecoli.html>, Genome Information Broker at <http://mol.genes.nig.ac.jp/ecoli>, and others. See also Rudd (3673). The references attempt to document map information, the basic definition of the gene's function, and expression information and do not include information relating to detailed physical structure, active site in vitro mutagenesis, or enzyme

* Mailing address: 355 Osborn Memorial Laboratories, 165 Prospect St., Box 208104, Yale University, New Haven, CT 06520-8104. Phone: (203) 432-9997. Fax: (203) 432-3854. E-mail: mary.berlyn@yale.edu.

FIG. 1. Linear drawing of circular linkage map of *E. coli* K-12. Symbols are defined in Table 1. Arrows show the direction of transcription. Where T-bars are used to display groups of genes, the length of the T shows the approximate length and position of the group in terms of the map coordinates, allowing visual ordering of closely packed groups.



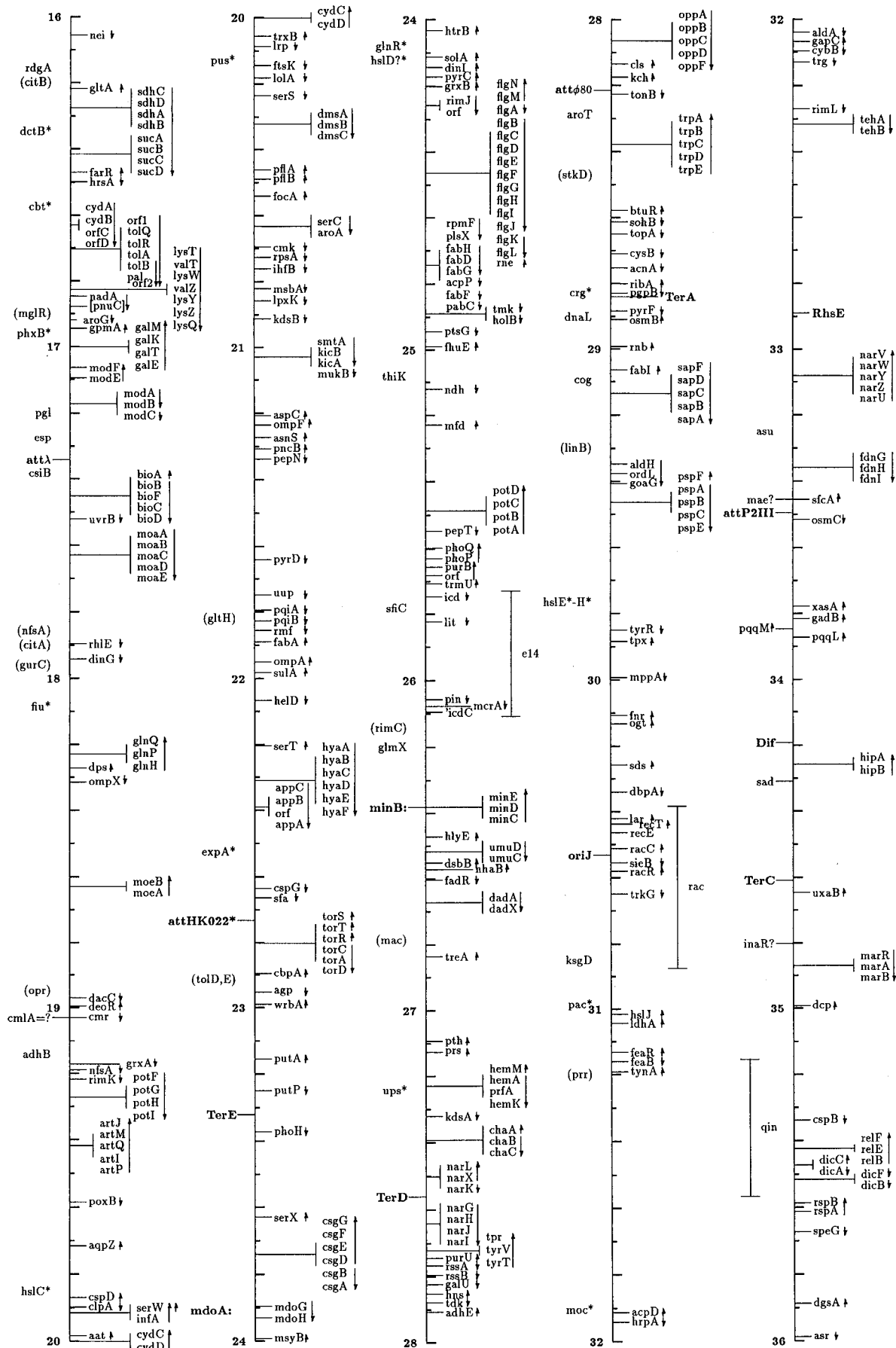


FIG. 1—Continued.

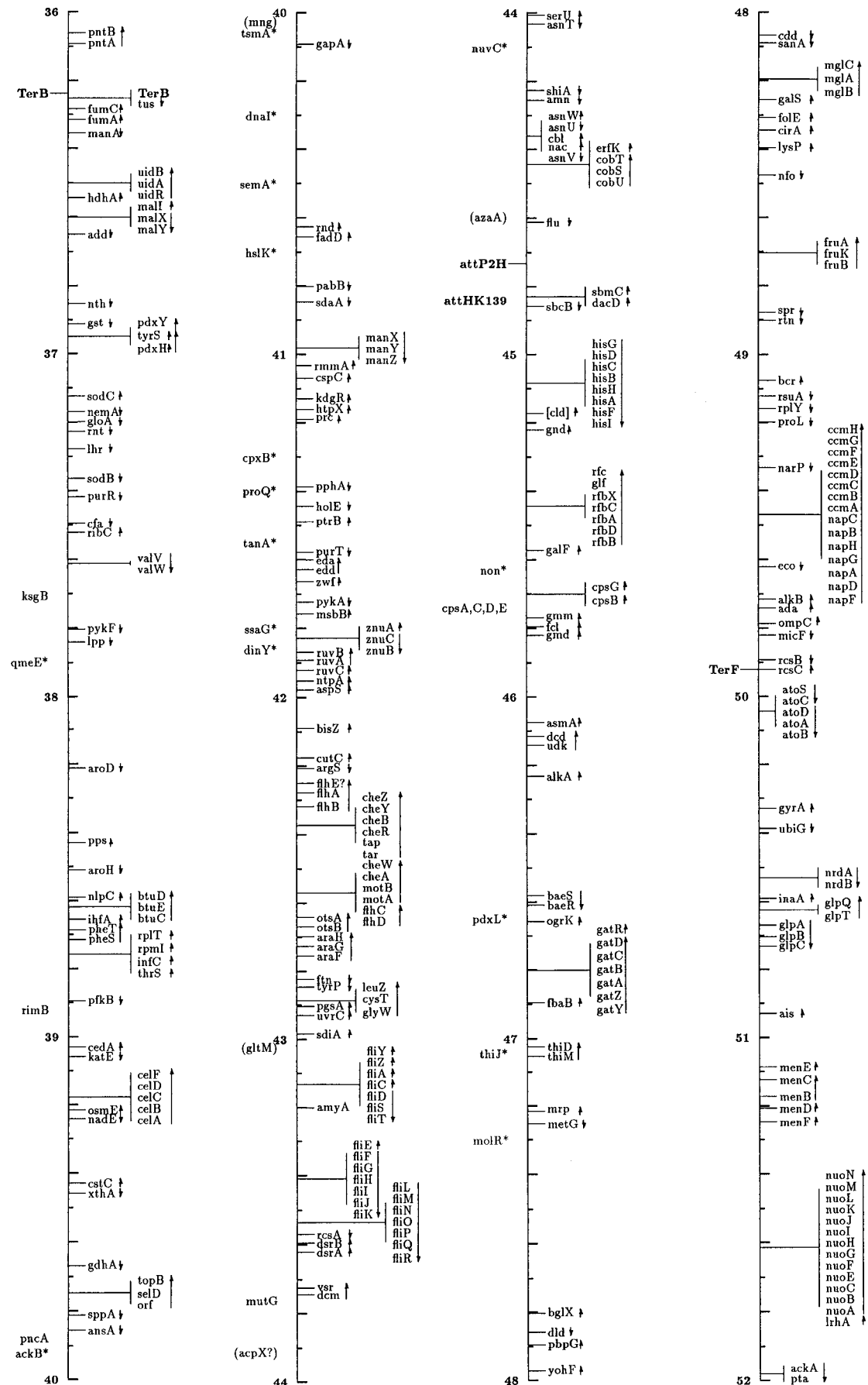


FIG. 1—Continued.

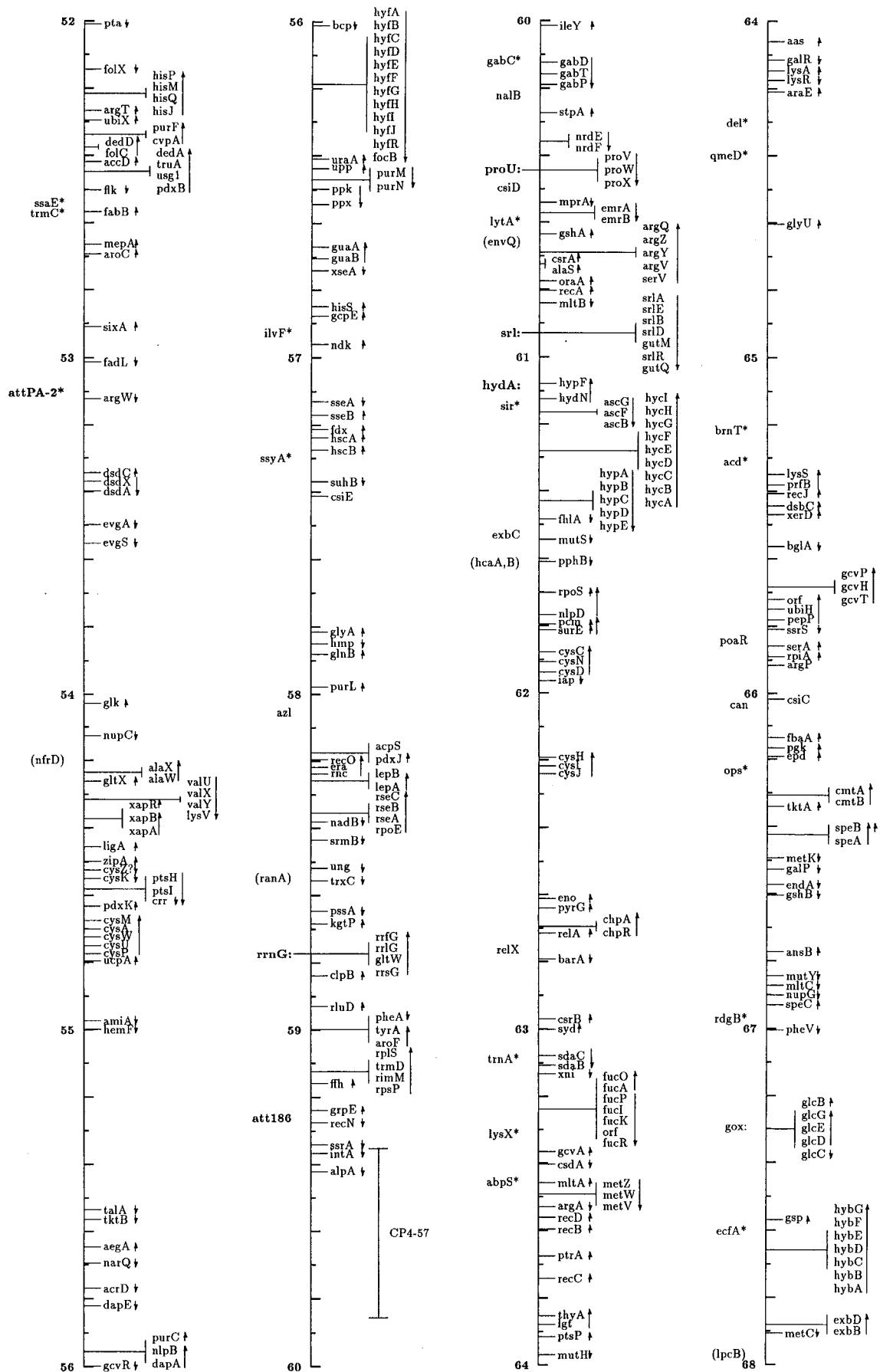


FIG. 1—Continued.

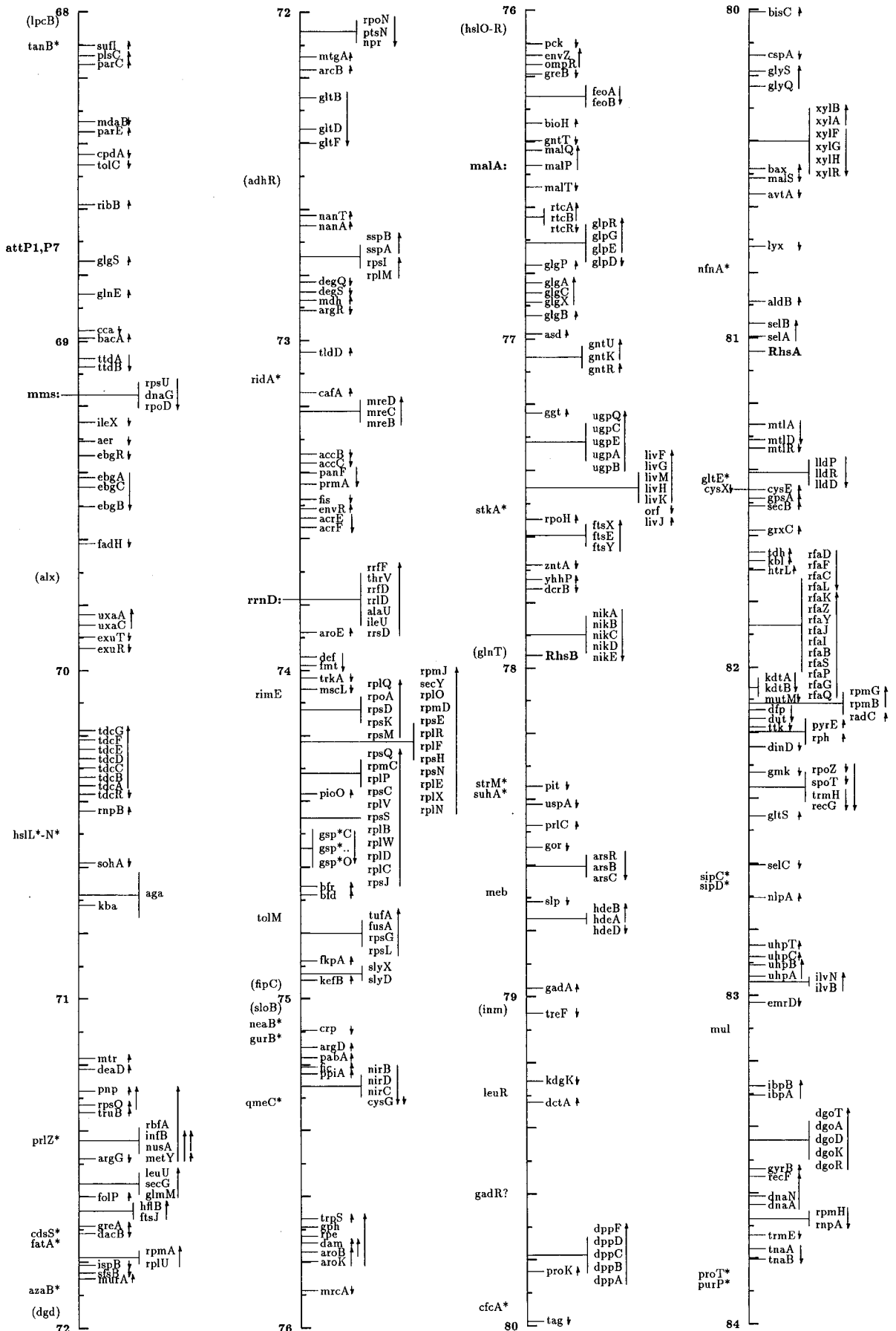


FIG. 1—Continued.

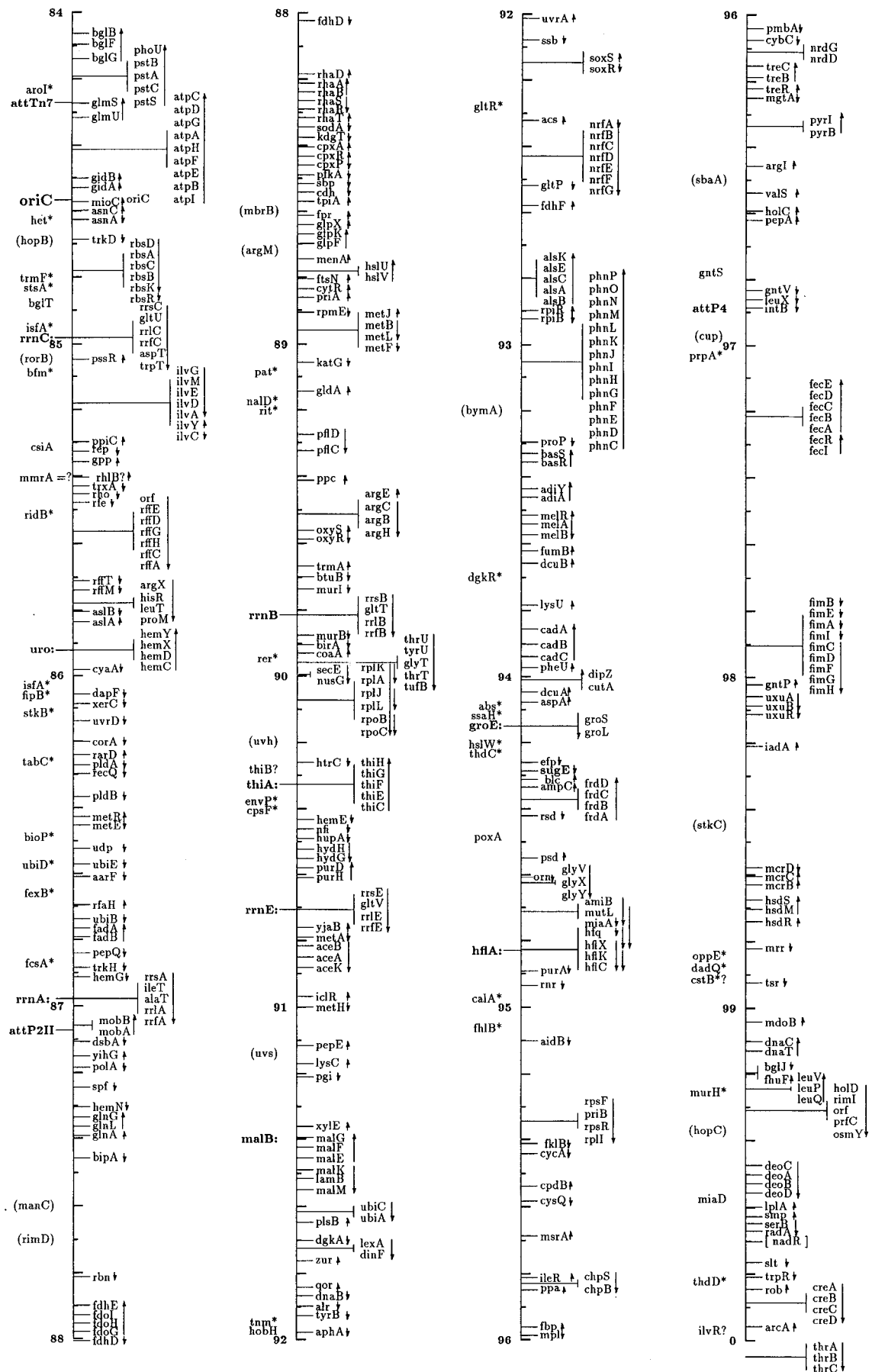


FIG. 1—Continued.

mechanism. Earlier map papers contain additional references for some of the loci (188–190a, 323).

MAP UNITS

Since the 1976 recalibration of the linkage map in terms of minutes required for time of entry of markers in interrupted conjugation experiments, the standard representation of the map has used the basic units of minutes and a total length of 100 minutes (190a). This has been a convenient and accepted coordinate system for the map, and although the current map units are based on restriction and sequence data rather than time of entry, we retain the term minute for 1/100 of the length of the chromosome. Both the CGSC database and EcoMap use as “left endpoints” the counterclockwise boundary of the coding region, and genes in Fig. 1 are placed approximately at these coordinates, with the higher-resolution map of Rudd (3763a) providing more exact placement, showing nucleotide and minute coordinates for the physically mapped genes.

NOMENCLATURE

Gene Symbol Convention

The standard genetic nomenclature for *E. coli* is that of Demerec et al. (1016), as subsequently amended through use, and as described in Instructions to Authors for the *Journal of Bacteriology* (see also reference 3821). This map, like those preceding it, follows those nomenclatural conventions. Accordingly, we have adhered to a three-letter lowercase mnemonic symbol, with an uppercase letter added when there are two or more genes in that mnemonic category. If authors have added an uppercase letter for a gene in a single-instance category, we have used that published four-letter symbol. For attachment sites and noncoding features of the chromosome, etc., the same standard has not been used, and we have continued to use the variable-length symbols historically applied to these sites. We have continued the convention proposed for sites of termination of replication and repetitive sequences, by using italicized symbols with the first letter uppercase.

The Issue of Stability

Many names have been changed by investigators since the 1990 map was published. When those changes were part of a systematic revision of nomenclature (often aimed at clarifying usage and resolving conflicts) for a group of related genes and were in compliance with the current *E. coli* gene nomenclature system, or were changed for compelling mnemonic reasons or for resolution of redundancy or conflict, also in conformance with the standard system, we have adopted those changes. We have not adopted and we wish to discourage changes of valid preexisting names proposed by authors simply because they

believe that theirs is a symbol signifying a more apt or accurate mnemonic. For example, a previously published name based on the pathway or phenotype is valid and should not, simply as a matter of course, be replaced by an alternate mnemonic based on the name of the enzyme that the gene codes for once that functional information has been determined. In general, the stability of a name has more value than improved nuances. In a few cases, we have been compelled to use a new name, despite the apparent validity of the original name, simply because the new name has been widely adopted in the literature. In a number of cases, a new gene has been assigned a symbol which has already been used or which is simultaneously proposed for another gene, with the two mnemonics having entirely different meanings. These names have had to be resolved, usually by changing the newer assignment. In a few cases, a uniquely named gene has been shown later to belong to a category for which a symbol already exists, and the latter symbol has been used instead of the earlier assignment. There is one case in this paper where use of a symbol already assigned to a different gene was strongly preferred by authors, and I was very reluctant to suggest a new symbol for the earlier, published gene name to the earlier authors, since that symbol has been used in a number of publications; for the interim I have broken convention to assign the newer genes temporary symbols with asterisks (*gsp**), in order to show them on the map and in the hope of resolving that naming with the usual precedence custom in the near future. Some synonymy is unavoidable, since a gene under study may be named and described in print before its identity to a known gene is discovered. However, a common practice in the recent literature seems to allow publication of an author's preliminary name for a gene even if its identity to a known gene has been discovered before publication, and that practice creates unnecessary synonymy. Alternate gene symbols are listed in Table 1, and Table 2 provides an alphabetized list of such symbols with cross-references to the symbols used in Table 1.

There is a standing tradition of coordinating gene symbols between the CGSC and the *Salmonella* Genetic Stock Center to avoid the assignment of the same symbol to different genes in the two organisms and the assignment of different symbols to homologous genes, insofar as this coordination is feasible. We have not, however, changed names of *E. coli* genes in order to extend this tradition to other bacteria or other organisms. The desirability and feasibility of uniform nomenclature conventions for all bacteria or other microbial groupings are currently only topics of discussion and conjecture, and changes to enhance similarities in an ad hoc, piecemeal fashion seem counterproductive at the present time. Readers are reminded that symbol changes create discontinuity with previous literature concerning genes, with even more serious ramifications for allele designations, since unique allele numbers are assigned on the basis of the three letter mnemonic and changes in a symbol may necessitate renumbering of alleles as well.

TABLE 1. *E. coli* genes and replication- or phage-related sites^a

Gene symbol	Map location (min)	Mnemonic for symbol	Synonyms and gene product—enzyme, RNA, or phenotype affected	CGSC no. ^d	References ^c
<i>aarF</i>	86.6	Aminoglycoside acetyltransferase regulator	<i>yigQR</i> ; regulator of 2'-N-acetyltransferase; involved in respiratory cofactor ubiquinone production	53879	2696
<i>aas</i>	64.1	Acyl-ACP synthase	2-Acyl-glycerophosphoethanolamine acyltransferase; acyl-ACP synthetase; salvage pathway for reacylation; inner membrane; bifunctional for turnover/incorporation	29780	1831, 1972
<i>aat</i>	20.0	Amino acyl-tRNA-protein transferase	Aminoacyl-tRNA-protein-transferase (EC 2.3.2.6)	1054	4045
<i>abpS</i>	63.5	Arg binding protein	Low-affinity transport system for arginine and ornithine; periplasmic binding protein	18562	664
<i>abs</i>	94.1	Antibiotic sensitivity	Sensitivity and permeability to antibiotics and dyes	18559	763
<i>accA</i>	4.5	Acetyl-CoA carboxylase	Acetyl-CoA carboxylase α -carboxyltransferase subunit; (EC 6.4.1.2)	29829	2536, 2537
<i>accB</i>	73.4	Acetyl-CoA carboxylase	<i>fabE</i> ; acetyl-CoA carboxylase, biotin carboxyl carrier protein (EC 6.4.1.2)	796	2537, 2712, 3057, 4302, 4616
<i>accC</i>	73.4	Acetyl-CoA carboxylase	<i>fabG</i> ; acetyl-CoA carboxylase, biotin carboxylase (BC) subunit (EC 6.4.1.2)	29834	2315, 2537, 3253
<i>accD</i>	52.4	Acetyl-CoA carboxylase	<i>dedB</i> , <i>usg</i> ; acetyl-CoA carboxylase β -carboxyltransferase subunit (EC 6.4.1.2)	28570	2534, 2537, 3081
<i>acd</i>	65.1	Acetaldehyde-CoA deHase	Acetaldehyde-CoA dehydrogenase (EC 1.2.1.10)	1053	764
<i>aceA</i>	90.8	Acetate	<i>icl</i> ; isocitrate lyase (EC 4.1.3.1); acetate utilization	1052	2744, 2811, 3674, 754, 841
<i>aceB</i>	90.8	Acetate	<i>mas</i> ; malate synthase A (EC 4.1.3.2)	1051	2744, 591, 592, 840, 841
<i>aceE</i>	2.7	Acetate	<i>aceE1</i> ; pyruvate dehydrogenase (decarboxylase component) E1p; (EC 1.2.4.1); acetate requirement	1050	1553, 1555, 1556, 1558, 2934, 4150, 4204, 655
<i>aceF</i>	2.7	Acetate	<i>aceE2</i> ; pyruvate dehydrogenase (dihydropolyltransacetylase component) E2p (EC 1.6.4.3, EC 2.3.1.12); acetate requirement	26530	1554, 2934, 655
<i>aceK</i>	90.9	Acetate	Isocitrate dehydrogenase kinase/phosphatase	17770	1343, 1897, 2274, 2418, 2419, 753, 842, 754
<i>ackA</i>	52.0	Acetate kinase	Acetate kinase (EC 2.7.2.1); mutants fluoroacetate resistant	1048	1548, 2094, 2512, 2812, 530, 224
<i>ackB</i>	39.9	Acetate kinase	Acetate kinase activity* (EC 2.7.2.1)	1047	3379
<i>acnA</i>	28.8	Aconitase	Aconitase A (EC 4.2.1.2)	28218	3542, 3543
<i>acnB</i>	2.8	Aconitase	Aconitase B (EC 4.2.1.2)	36955	1538, 2141, 474
<i>acpD</i>	31.9	Acyl carrier protein	ACP phosphodiesterase	52896	1256, 394
<i>acpP</i>	24.8	Acyl carrier protein	ACP (acyl carrier protein)	31871	2183, 3621
<i>acpS</i>	58.2	Acyl carrier protein	<i>dpp</i> ; holo-ACP synthase (EC 2.7.8.7)	32953	2397, 2400, 2401, 3471, 4340
<i>acpX</i>	43.9	Acyl carrier protein	<i>acpS</i> ; originally thought to be holo-ACP synthase; perhaps cryptic second gene or regulator	1046	3471
<i>acrA</i>	10.4	Acridine	<i>Mb</i> , <i>lir</i> , <i>mbl</i> , <i>mtcA</i> , <i>sipB</i> ; AcrAB efflux system effects Mar multiple resistance	1045	1291, 1726, 2684, 2685, 3282, 3563, 4723, 808
<i>acrB</i>	10.4	Acridine	<i>acrE</i> ; AcrAB system has major role in Mar multiple resistance to NAL, TET, AMP, etc.; beware renamings of <i>acrE</i> , <i>acrB</i> , and <i>envC</i>	35806	1291, 2684, 2685, 3282, 4723
<i>acrC</i>	4.5	Acridine	Sensitivity to acriflavine; transmembrane protein	1044	3104
<i>acrD</i>	55.7	Acridine	Sensitivity to acriflavine	35697	3188
<i>acrE</i>	73.5	Acridine	<i>envC</i> ; anomolous cell division; chain formation; splits cross-wall to form new poles; see <i>acrB</i>	813	2133, 2255, 2256, 2516, 3702
<i>acrF</i>	73.6	Acridine	<i>envD</i> ; encodes lipoprotein with signal peptide; osmotically remedial envelope defect	33608	2255, 2256, 2516, 2684
<i>acrR</i>	10.5	Acridine	Regulatory protein for <i>acrA</i> and <i>acrB</i>	35809	2686
<i>acs</i>	92.3	Acetyl-CoA synthetase	Acetyl CoA synthetase 2 (EC 6.2.1.1)	34317	2367, 395
<i>ada</i>	49.7	Adaptive (response)	O ⁶ -methylguanine-DNA methyltransferase, inducible; DNA repair against methylating and alkylating agents; transcription factor	1043	1184, 2001, 2158, 2410, 2489, 2698, 2760, 2967, 3078, 3094, 3795, 3812, 3815, 3957, 3958, 3959, 4330, 4385
<i>add</i>	36.6	Adenine deaminase	Adenosine deaminase (EC 3.5.4.4.); mutants affect growth on deoxyadenosine in <i>purA</i> , <i>B</i> mutants	1042	2024, 765

Continued on following page

TABLE 1—Continued

Gene symbol	Map location (min)	Mnemonic for symbol	Synonyms and gene product—enzyme, RNA, or phenotype affected	CGSC no. ^d	References ^c
<i>adhB</i>	19.1	Alcohol dehydrogenase	Alcohol dehydrogenase	36932	E, 763a
<i>adhC</i>	8.1	Alcohol dehydrogenase	Alcohol-acetaldehyde dehydrogenase; <i>adhC</i> has also been used for <i>adhE</i> control region	52901	2070, 394
<i>adhE</i>	27.9	Alcohol/acetaldehyde dehydrogenase	<i>ana</i> ; <i>adhC</i> ; alcohol dehydrogenase, acetaldehyde dehydrogenase, CoA-linked (EC 1.1.1.1) allyl alcohol resistance; deactivase for PFL	1041	129, 1457, 2203, 2495–2497, 2634, 710, 887, 1582
<i>adhR</i>	72.5	Alcohol/acetaldehyde dehydrogenase	Regulatory gene for <i>acd</i> and <i>adhE</i>	18556	723, 767
<i>adiA</i>	93.5	Arginine decarboxylase, induced	<i>adi</i> ; arginine decarboxylase, inducible by acid; homology with CadA, SpeC, SpeF	34495	1665, 4022, 4023, 4024, 4223, 4224
<i>adiY</i>	93.4	Arginine decarboxylase, induced	Sequence similarity with XylS/AraC family, including EnvY and AppY regulates <i>adiA</i>	35597	4224
<i>adk</i>	10.7	Adenylate kinase	<i>dnaW</i> , <i>plsA</i> ; adenylate kinase (EC 2.7.4.3) pleiotropic effects on glycerol-3-phosphate acyltransferase activity	1040	1176, 1725, 541
<i>aegA</i>	55.6	Anaerobically expressed gene	<i>air</i> ; induced by anaerobiosis, repressed by NO ₃ ; control mediated by Fnr, NarX, Q, L; nonessential in respiration, N source utilized	50847	662
<i>aer</i>	69.3	Aerotaxis	<i>air</i> ; possibly flavoprotein, mediates positive aerotactic responses; signal transducer	47273	347
<i>aes</i>	10.7	Acetyl esterase	Esterase affecting maltose system expression	53369	2114, 3393
<i>aga</i>	70.7	Acetylgalactosamine	Cluster of putative <i>N</i> -acetylgalactosamine pathway genes, including the <i>kba</i> gene, and mannose permease homologs	55305	3649
<i>agp</i>	23.0	Acid glucose-1-phosphatase	Homology with <i>appA</i> ; periplasmic	31830	3521, 3524, 3525, 3526
<i>ahpC</i>	13.8	Alkyl hydroperoxide	<i>tpx</i> ; alkyl hydroperoxide reductase small subunit	31190	4106, 4241, 667, 668
<i>ahpF</i>	13.8	Alkyl hydroperoxide	Alkyl hydroperoxide reductase large subunit	31194	4106, 4241, 668
<i>aidB</i>	95.1	Alkylating agent induced	Adaptive response	18553	2408, 2409, 4602, 4603
<i>ais</i>	50.9	Aluminum inducible	An aluminum-inducible protein	53490	1589
<i>alaS</i>	60.7	Alanine	<i>act</i> , <i>ala-act</i> , <i>lovB</i> ; alanyl-tRNA synthetase 1B (ligase) (EC 6.1.1.7)	1039	2132, 2317, 3556, 3557, 3558, 458, 4590
<i>alaT</i>	87.0	Alanine	<i>talA</i> ; alanine tRNA 1B; <i>rmA</i> operon	1038	2313, 926
<i>alaU</i>	73.8	Alanine	<i>talD</i> ; alanine tRNA 1B; <i>rmD</i> operon	1037	2313
<i>alaV</i>	4.8	Alanine	Alanine tRNA 1B; <i>rmH</i> operon	1036	1146
<i>alaW</i>	54.2	Alanine	<i>alaWα</i> ; alanine tRNA 2; tandemly duplicated; see <i>alaX</i>	32851	539
<i>alaX</i>	54.2	Alanine	<i>alaWβ</i> ; alanine tRNA 2; tandemly duplicated <i>alaW</i>	18547	2313, 539
<i>aldA</i>	32.0	Aldehyde dehydrogenase	<i>ald</i> ; aldehyde dehydrogenase, NAD linked	17767	1749, 3571, 712
<i>aldB</i>	80.9	Aldehyde dehydrogenase	Aldehyde dehydrogenase	35668	4813, 4815
<i>aldH</i>	29.3	Aldehyde dehydrogenase	Putative aldehyde dehydrogenase, by homology; transcribed in operon with <i>goaG</i>	35320	1697, 2066
<i>alkA</i>	46.2	Alkylation	<i>aidA</i> ; 3-methyl-adenine DNA glycosylase II, inducible; repairs by single- and double-strand excision of 3-methyl adenine	1035	1184, 3093, 3095, 365, 4385, 4602, 773
<i>alkB</i>	49.7	Alkylation	<i>aidD</i> ; DNA repair specific for alkylated DNA; mutants extremely sensitive to MMS	18544	2157, 2158, 2316, 4602, 4689, 693
<i>alpA</i>	59.4	Activation of Lon protease	Alp protease; cryptic prophage CP4-57 element; regulates <i>intA</i> (<i>slp</i> [suppressor of Lon])	33086	2241, 4455
<i>alr</i>	91.9	Alanine racemase	Alanine racemase (EC 5.1.1.1)	1034	2549, 395
<i>alsA</i>	92.8	Allose	Allose transport ABC protein	53362	2223
<i>alsB</i>	92.9	Allose	Allose-binding protein	53365	2223
<i>alsC</i>	92.8	Allose	Allose transport, membrane component	53357	2223
<i>alsE</i>	92.8	Allose	Allulose-6-P 3-epimerase	53353	2223
<i>alsK</i>	92.8	Allose	Allose kinase	53345	2223
<i>alx</i>	70.0	Alkaline-induced expression	pH-regulated locus; induced in alkaline medium	36513	356
<i>amiA</i>	55.0	Amidase	<i>N</i> -Acetylmuramyl-L-alanine amidase activity	18541	4425
<i>amiB</i>	94.7	Amidase	Cell wall amidase (EC 3.5.1.28?); overexpression causes lysis, osmotic hypersensitivity, autolysis	34432	4489, 4490
<i>amn</i>	44.3	AMP nucleosidase	AMP nucleosidase (EC 3.2.2.4)	17764	2503, 2504
<i>ampC</i>	94.3	Ampicillin	<i>ampA</i> ; β-lactamase; penicillin resistance; affects peptidoglycan synthesis; cell morphology	1033	1116, 1117, 1167, 1540, 1541, 1713, 1993–1995, 3213, 796
<i>ampD</i>	2.6	Ampicillin	<i>ampC</i> regulation	30478	1794, 2561
<i>ampE</i>	2.6	Ampicillin	Ampicillin resistance; membrane protein	30481	1794, 2561

Continued on following page

TABLE 1—Continued

Gene symbol	Map location (min)	Mnemonic for symbol	Synonyms and gene product—enzyme, RNA, or phenotype affected	CGSC no. ^d	References ^c
<i>ampG</i>	9.7	Ampicillin	Ampicillin resistance; membrane protein	31027	2560
<i>ampH</i>	8.5	Ampicillin	Probable role in peptidoglycan, cell wall synthesis; cell morphology	51873	1713
<i>amtB</i>	10.2	Ammonia transport	Putative ammonia transporter	47403	4557
<i>amyA</i>	43.2	Amylase	α -amylase, cytoplasmic	30745	3581, 3582
<i>ansA</i>	39.9	Asparaginase	L-Asparaginase I; (EC 3.5.1.1)	1030	1005, 4167
<i>ansB</i>	66.8	Asparaginase	L-Asparaginase II; (EC 3.5.1.1)	30045	427, 2008
<i>apaG</i>	1.1	ad-P-ad	Expressed as part of complex <i>ksgA</i> operon	30310	3683, 380
<i>apaH</i>	1.1	ad-P-ad	Diadenosine tetraphosphatase; stress response; complex operon	17761	1205, 2034, 2509, 2861, 3683, 380
<i>aphA</i>	92.0	Acid phosphatase	Acid phosphatase/phosphotransferase, class B	45401	4390
<i>appA</i>	22.4	Acid (poly)phosphatase	Acid phosphatase, pH 2.5, exopolyphosphatase (EC 3.1.3.2, 3.6.1.11); <i>agp</i> homology; phytase P2	17758	1514, 432, 945, 946, 4446
<i>appB</i>	22.4	Acid (poly)phosphatase	<i>cyxB</i> ; cytochrome oxidase, putative additional one	31813	161, 947
<i>appC</i>	22.4	Acid (poly)phosphatase	<i>cyxA</i> ; cytochrome oxidase, putative additional one	31810	161, 947
<i>appY</i>	12.6	Acid (poly)phosphatase	Regulates <i>hya</i> and <i>appA</i> operons; induced by PO ₄ starvation and stationary phase	31146	160, 161, 162, 1786, 2195, 516
<i>apt</i>	10.6	ad-P transferase	Adenine phosphoribosyltransferase (EC 2.4.2.7); adenine salvage, AMP from PRPP + Ad	1029	1733, 1734, 577
<i>aqpZ</i>	19.7	Aquaporin	Aquaporin Z, bacterial water channel	40930	607, 608
<i>araA</i>	1.4	Arabinose	L-Arabinose isomerase (EC 5.3.1.4)	1028	2469
<i>araB</i>	1.5	Arabinose	Ribulokinase (EC 2.7.1.16)	1027	1102, 2169, 2469, 2470, 2970, 3247, 4110
<i>araC</i>	1.5	Arabinose	Regulatory gene: activator and repressor	1026	1102, 1158, 2169, 2300, 2470, 2971, 3247, 4018, 4110, 4237, 4642, 643, 651
<i>araD</i>	1.4	Arabinose	L-Ribulosephosphate 4-epimerase (EC 5.1.3.4)	1025	2469, 2949
<i>araE</i>	64.2	Arabinose	Low-affinity L-arabinose transport; L-arabinose proton symport	1024	2299, 2300, 2708, 2724, 4238
<i>araF</i>	42.7	Arabinose	L-Arabinose-binding protein	1023	2299, 2300, 2328, 3953, 3954, 758
<i>araG</i>	42.7	Arabinose	High-affinity L-arabinose transport	1022	2299, 2300, 2328, 3953
<i>araH</i>	42.7	Arabinose	High-affinity L-arabinose transport, membrane protein	18535	3953
<i>araJ</i>	8.8	Arabinose	Function unknown, arabinose inducible, not affecting Ara transport or utilization	29861	1716, 3636
<i>arcA</i>	100.0	Aerobic pathways control	<i>dye</i> , <i>fexA</i> , <i>msp</i> , <i>seg</i> , <i>sfzA</i> ; negative regulatory gene for aerobic path genes, anaerobic repression; activates <i>cydAB</i>	831	1089, 1955, 333, 4069, 587, 588, 689
<i>arcB</i>	72.2	Aerobic pathways control	Activates ArcA in response to anoxia; probable histidine kinase phosphorylating ArcA	29063	1953, 1956, 1958, 3886, 689
<i>argA</i>	63.5	Arginine	<i>Arg1</i> , <i>Arg2</i> , <i>argB</i> ; N-acetylglutamate synthase (EC 2.3.1.1); growth on acetylornithine; see <i>argE</i>	1021	1107, 3152, 3870, 528, 862
<i>argB</i>	89.5	Arginine	Acetylglutamate kinase (EC 2.7.2.8); see <i>argA</i>	1020	255, 3000, 3374, 862, 863
<i>argC</i>	89.5	Arginine	<i>Arg2</i> , <i>argH</i> ; N-acetyl- γ -glutamyl-phosphate reductase (EC 1.2.1.38)	1019	255, 3000, 311, 3374, 3433, 862, 863
<i>argD</i>	75.2	Arginine	<i>Arg1</i> , <i>argG</i> ; acetylornithine aminotransferase (EC 2.6.1.11); see <i>argF</i>	1018	2191, 315, 3676, 862
<i>argE</i>	89.5	Arginine	<i>Arg4</i> , <i>argA</i> ; acetylornithine deacetylase (EC 3.5.1.16); see <i>argG</i>	1017	2187, 255, 3000, 311, 3433, 863
<i>argF</i>	6.2	Arginine	<i>Arg5</i> , <i>argD</i> ; ornithine transcarbamylase (EC 2.1.3.3); see duplicate locus, <i>argI</i>	1016	1597, 1838, 2015, 2476, 2997, 2998, 3434, 4561, 4892, 863, 1717
<i>argG</i>	71.5	Arginine	<i>Arg6</i> , <i>argE</i> ; argininosuccinate synthetase (EC 6.3.4.5); see <i>argD</i>	1015	4560, 1717
<i>argH</i>	89.5	Arginine	Argininosuccinate lyase (EC 4.3.2.1); see <i>argC</i>	1014	255, 3000, 863, 1717
<i>argI</i>	96.5	Arginine	Ornithine transcarbamylase (EC 2.1.3.3); see <i>argF</i>	1013	295, 3434, 3729
<i>argM</i>	88.7	Arginine	Acetylornithine transaminase; cryptic gene; may be duplicate of <i>argD</i>	18532	3676
<i>argP</i>	65.9	Arginine	<i>iciA</i> (inhibitor of chromosome initiation); transport of arginine, ornithine, and lysine; canavanine sensitivity	1012	1614, 1871, 1873, 1874, 2474, 2691, 3427, 3733, 665, 4405

Continued on following page

TABLE 1—Continued

Gene symbol	Map location (min)	Mnemonic for symbol	Synonyms and gene product—enzyme, RNA, or phenotype affected	CGSC no. ^d	References ^c
<i>argQ</i>	60.7	Arginine	<i>Rarg</i> ; arginine tRNA ₂ tandem quadruple genes	2313	35604
<i>argR</i>	72.9	Arginine	<i>xerA</i> ; repressor of Arg regulon; <i>cer</i> -mediated site-specific recombination	1011	1114, 2187, 2481, 254, 2552, 2690, 315, 3399, 3427, 4225
<i>argS</i>	42.2	Arginine	<i>lov</i> ; arginyl-tRNA synthetase (EC 6.1.1.19);	1010	1164, 1772, 3147, 4590
<i>argT</i>	52.3	Arginine	<i>Salmonella</i> homolog codes for Lys-, Arg-, and Orn-binding proteins	18529	3211
<i>argU</i>	12.1	Arginine	<i>dnaY</i> , <i>pin</i> ; arginine tRNA ₄	17755	1285, 1360, 1415, 2313, 2563, 3888, 4140, 505, 696
<i>argV</i>	60.7	Arginine	<i>argV</i> α; arginine tRNA ₂ tandem quadruple genes	2313	11650
<i>argW</i>	53.1	Arginine	Arginine tRNA ₅	17752	2313
<i>argX</i>	85.8	Arginine	Arginine tRNA ₃	17749	1832, 2313, 926
<i>argY</i>	60.7	Arginine	<i>argV</i> β; arginine tRNA ₂ tandem quadruple genes	2313	35610
<i>argZ</i>	60.7	Arginine	<i>argV</i> γ; arginine tRNA ₂ tandem quadruple genes	2313	35607
<i>aroA</i>	20.7	Aromatic	3-Enolpyruvylshikimate-5-phosphate synthetase (EC 2.5.1.19)	1008	1098, 1099
<i>aroB</i>	75.8	Aromatic	3-Dehydroquinate synthase (EC 4.6.1.3)	1007	2937
<i>aroC</i>	52.7	Aromatic	Chorismate synthase (EC 4.6.1.4)	1006	683
<i>aroD</i>	38.2	Aromatic	3-Dehydroquinate dehydratase (EC 4.2.1.10)	1005	2240, 433
<i>aroE</i>	73.9	Aromatic	Dehydroshikimate reductase (EC 1.1.1.25)	1004	116, 2865
<i>aroF</i>	59.0	Aromatic	DAHP synthetase (tyrosine repressible) (EC 4.1.2.15)	1003	1371, 1847, 4047
<i>aroG</i>	16.9	Aromatic	DAHP synthetase (phenylalanine repressible) (EC 4.1.2.15); TyrR regulon	1002	1189, 1704, 1903, 2819, 958, 959
<i>aroH</i>	38.5	Aromatic	DAHP synthetase (tryptophan repressible) (EC 4.1.2.15)	1001	1100, 1848, 3030, 433, 4968, 958
<i>aroI</i>	84.2	Aromatic	Function unknown	1000	1422
<i>aroK</i>	75.8	Aromatic	Shikimate kinase I	30224	1516, 2604, 2605, 4586, 4719
<i>aroL</i>	8.7	Aromatic	Shikimate kinase II (EC 2.7.1.71)	999	2436, 2936, 4719, 998, 999
<i>aroM</i>	8.8	Aromatic	Function unknown; regulated by <i>aroR</i>	18523	998, 999
<i>aroP</i>	2.6	Aromatic	General aromatic amino acid transport; TyrR regulon	998	1553, 1556, 1558, 1657, 2131, 2415, 2416, 3689, 529, 755, 756, 83, 1795
<i>aroT</i>	28.3	Aromatic	<i>trpR</i> ; <i>aroR</i> ; indole acrylic acid resistant mutants; transport	997	4410
<i>arsB</i>	78.6	Arsenate resistance	<i>arsF</i> ; resistance to arsenate, arsenite, and antimonite	35996	1055, 4128, 600, 637
<i>arsC</i>	78.6	Arsenate resistance	<i>arsG</i> ; resistance to arsenate, arsenite, and antimonite	35999	1055, 4128, 600, 637
<i>arsR</i>	78.6	Arsenate resistance	<i>arsE</i> ; resistance to arsenate, arsenite, and antimonite	35993	1055, 4128, 4812, 600, 637
<i>artI</i>	19.4	Arginine transport	Periplasmic binding protein of Arg transport system	31674	4759, 4760
<i>artJ</i>	19.4	Arginine transport	Periplasmic binding protein of Arg transport system	31664	4759
<i>artM</i>	19.4	Arginine transport	Arg periplasmic transport system; similarity to transmembrane proteins, BPC ATPases	31667	4759, 4760
<i>artP</i>	19.4	Arginine transport	Arg periplasmic transport system; similarity to transmembrane proteins, BPC ATPases	31677	4759, 4760
<i>artQ</i>	19.4	Arginine transport	Arg periplasmic transport system; similarity to transmembrane proteins, BPC ATPases	31670	4759, 4760
<i>ascB</i>	61.2	Arbutin, salicin, cellobiose	<i>sac</i> ; cryptic; paralogous to cryptic <i>bglFB</i> ; expressed when AscG is mutated	33236	1606, 3365
<i>ascF</i>	61.2	Arbutin, salicin, cellobiose	<i>sac</i> ; cryptic; paralogous to cryptic <i>bglFB</i> ; expressed when AscG is mutated	33233	1606, 3365
<i>ascG</i>	61.1	Arbutin, salicin, cellobiose	Repressor of cryptic <i>asc</i> operon; <i>galR</i> paralog	33230	1606
<i>asd</i>	77.0	Aspartate semialdehyde deHase	<i>dap</i> , <i>hom</i> ; aspartate semialdehyde dehydrogenase (EC 1.2.1.11)	996	1679, 1680, 3281, 3940
<i>aslA</i>	85.8	Arylsulfatase-like	<i>gppB</i> ; suppresses <i>gpp</i> mutants	33957	3069
<i>aslB</i>	85.8	Arylsulfatase-like	<i>gppB</i> ; suppresses <i>gpp</i> mutants	33960	3069
<i>asmA</i>	46.1	Assembly suppressor mutant	Membrane protein; suppressor of <i>ompF</i> assembly mutants	41068	1021; 2957, 4811
<i>asnA</i>	84.6	Asparagine	Asparagine synthetase A (EC 6.3.1.1)	995	1769, 1861, 2295, 3111, 4610, 4621, 556
<i>asnB</i>	15.0	Asparagine	Asparagine synthetase B (EC 6.3.1.1)	994	1861, 3454, 3952
<i>asnC</i>	84.6	Asparagine	Regulatory gene for <i>asnA</i> , <i>asnC</i> , <i>gidA</i>	18520	1033, 2294, 556, 729

Continued on following page

TABLE 1—Continued

Gene symbol	Map location (min)	Mnemonic for symbol	Synonyms and gene product—enzyme, RNA, or phenotype affected	CGSC no. ^d	References ^c
<i>asnS</i>	21.3	Asparagine	<i>lcs, tss</i> ; asparaginyl-tRNA synthetase (EC 6.1.1.22)	993	1917, 4433
<i>asnT</i>	44.0	Asparagine	Asparagine tRNA	992	1285, 2313, 3324
<i>asnU</i>	44.4	Asparagine	Asparagine tRNA	17746	2313
<i>asnV</i>	44.4	Asparagine	Asparagine tRNA	17743	2313
<i>asnW</i>	44.3	Asparagine	Asparagine tRNA	51238	2313
<i>aspA</i>	94.1	Aspartate	Aspartate ammonia-lyase (aspartase) (EC 4.3.1.1)	991	1557, 4327
<i>aspC</i>	21.2	Aspartate	Aspartate aminotransferase (EC 2.6.1.1)	990	1283, 2317, 2373, 2740
<i>aspS</i>	42.0	Aspartate	<i>tls</i> ; aspartyl-tRNA synthetase	32508	1165, 1351, 4000
<i>aspT</i>	85.0	Aspartate	<i>tasC</i> ; aspartate tRNA ₁ triplicated gene	989	2313, 2777, 4904, 926
<i>aspU</i>	4.8	Aspartate	Aspartate tRNA ₁ triplicated gene, in <i>rmH</i> operon	988	1146, 2313, 2777
<i>aspV</i>	5.1	Aspartate	Aspartate tRNA ₁ triplicated gene	987	1806, 2313, 2777, 3324
<i>asr</i>	35.9	Acid shock RNA	Acid shock RNA; expression controlled by <i>phoBR</i>	53672	1986
<i>asu^e</i>	33.3	Asparagine utilization	Utilizes asparagine as sole nitrogen source	18517	723
<i>atoA</i>	50.1	Acetoacetate	Acetate CoA-transferase (EC 2.8.3.-)	986	2321
<i>atoB</i>	50.1	Acetoacetate	Acetyl-CoA acetyltransferase (EC 2.3.1.9)	985	2005
<i>atoC</i>	50.0	Acetoacetate	Az; positive regulator in two-component system, with AtoS sensor kinase	984	395a, 1949a, 3985a, 2005, 2006, 3382, 3817, 629
<i>atoD</i>	50.0	Acetoacetate	Acetyl-CoA:acetoacetyl-CoA transferase β -subunit	18514	2005
<i>atoS</i>	50.0	Acetoacetate	AtoS sensor kinase, with AtoC response regulator in 2-component system	37061	395a, 1949a, 3985a
<i>atpA</i>	84.4	ATP	<i>papA, uncA</i> ; membrane-bound ATP synthase, F ₁ sector, α -subunit (EC 3.6.1.3)	33	1390, 1570, 2275, 4187, 4635
<i>atpB</i>	84.5	ATP	<i>papD, uncB</i> ; membrane-bound ATP synthase, F ₀ sector, subunit a (EC 3.6.1.3)	32	1570, 1830, 2993, 3180, 3860, 4609, 4635
<i>atpC</i>	84.3	ATP	<i>papG, uncC</i> ; membrane-bound ATP synthase, F ₁ sector, ϵ -subunit (EC 3.6.1.3)	31	1570, 4635, 4809, 4810
<i>atpD</i>	84.4	ATP	<i>papB, uncD</i> ; membrane-bound ATP synthase, F ₁ sector, β -subunit (EC 3.6.1.3)	30	1570, 3296, 4635
<i>atpE</i>	84.5	ATP	<i>papH, uncE</i> ; membrane-bound ATP synthase, F ₀ sector, subunit c; DCCD ⁻ (EC 3.6.1.3)	29	1570, 1992, 2836, 2993, 3860, 3900, 4635
<i>atpF</i>	84.5	ATP	<i>papF, uncF</i> ; membrane-bound ATP synthase, F ₀ sector, subunit b (EC 3.6.1.3)	28	1570, 2993, 4635
<i>atpG</i>	84.4	ATP	<i>papC, uncG</i> ; membrane-bound ATP synthase, F ₁ sector, γ -subunit (EC 3.6.1.3)	27	1570, 2275, 2692, 3860, 4635
<i>atpH</i>	84.4	ATP	<i>papE, uncH</i> ; membrane-bound ATP synthase, F ₁ sector, δ -subunit (EC 3.6.1.3)	26	1570, 2994, 3380, 4635
<i>atpI</i>	84.5	ATP	<i>uncI</i> ; membrane-bound ATP synthase subunit, F ₁ -F ₀ -type proton-ATPase (EC 3.6.1.34)	18511	1830, 2040, 2156, 3180, 3491, 4609, 4635, 544, 3923
<i>att186</i>	59.3	Attachment	Integration site for phage HK186	972	D
<i>att253</i>	6.1	Attachment	Integration site for phage HK253	18508	3484
<i>attHK139</i>	44.8	Attachment	Attachment site for phage HK139	981	1035
<i>attHK022</i>	22.7	Attachment	<i>autht</i> ; lambdoid prophage HK022 attachment site	982	1034, 2301
<i>attλ</i>	17.3	Attachment	<i>att92, att434</i> ; lambda attachment site	980	1470, 18, 1035, 1836, 2940
<i>attP1,P7</i>	68.7	Attachment	<i>loxB</i> ; attachment site for phage P1 and P7	979	4205, 722
<i>attP22</i>	5.6	Attachment	<i>ata</i> ; phage P22 attachment site, within <i>thrW</i> gene	975	2562
<i>attP2H</i>	44.7	Attachment	Integration site H for phage P2	978	241a, 4291, D
<i>attP2II</i>	87.1	Attachment	Integration site II for phage P2	977	241a, 37, D
<i>attP2III</i>	83.5	Attachment	Integration site III for phage P2	32179	241a
<i>attP4</i>	96.9	Attachment	Integration site for phage P4	976	611, 3431
<i>attPA-2</i>	53.1	Attachment	Integration site for phage PA-2	974	C
<i>attϕ80</i>	28.2	Attachment	Integration site for phage phi80	973	3794a
<i>attTn7</i>	84.3	Attachment	Specific site for Tn7 insertion	37363	1520, 2852
<i>avtA</i>	80.6	Alanine-isoketovalerate transaminase	Alanine- α -ketoisovalerate transaminase, transaminase C	971	1196, 2585, 4656, 4718
<i>azaA</i>	44.6	Azaserine	Mutants azaserine resistant	970	4744
<i>azaB</i>	71.9	Azaserine	Mutants azaserine resistant	969	4744
<i>azl</i>	58.1	Azaleucine	Mutants azaleucine resistant; regulates <i>ilv</i> and <i>leu</i>	967	3452

Continued on following page

TABLE 1—Continued

Gene symbol	Map location (min)	Mnemonic for symbol	Synonyms and gene product—enzyme, RNA, or phenotype affected	CGSC no. ^d	References ^c
<i>bacA</i>	69.0	Bacitracin resistance	A lipid kinase; may confer resistance by phosphorylation of undecaprenol	29739	606
<i>baeR</i>	46.6	Bacterial adaptive <i>envZ</i> regulator	Suppresses <i>envZ</i> and <i>phoR/creC</i> mutations	30764	3083
<i>baeS</i>	46.6	Bacterial adaptive <i>envZ</i> regulator	Suppresses <i>envZ</i> and <i>phoR/creC</i> mutations	30761	3083
<i>barA</i>	62.8	Bacterial adaptive response	Has sensory kinase and response regulator domains like OmpR and EnvZ	33320	1924, 3084
<i>basR</i>	93.4	Bacterial adaptive sensor	BasRS two-component regulatory system homologous with OmpR-EnvZ family	28168	3083, 3716
<i>basS</i>	93.3	Bacterial adaptive sensor	BasRS two-component regulatory system homologous with OmpR-EnvZ family	28171	3083
<i>bax</i>	80.5		Gene transcribed divergently from <i>malS</i>	54736	3922
<i>bcp</i>	56.0	Bacterioferritin comigratory protein	Probable bacterioferritin	33035	112
<i>bcr</i>	49.1	Bicyclomycin resistance	<i>bicA</i> , <i>bicR</i> , <i>sur</i> , <i>suxA</i> ; transmembrane; affects sulfathiazole-sulfonamide resistance	32582	309
<i>betA</i>	7.0	Betaine	Choline dehydrogenase	17740	104, 2399, 4257, 470
<i>betB</i>	7.0	Betaine	Betaine aldehyde dehydrogenase (EC 1.2.1.8)	17737	104, 2399, 470
<i>betI</i>	7.1	Betaine	Regulatory gene, perhaps repressor for choline regulation of <i>bet</i> genes	30692	2399
<i>betT</i>	7.1	Betaine	High-affinity choline transport	18505	104, 2399
<i>bfd</i>	74.7	Bfr regulating	Regulatory or redox component complexing with Bfr in iron storage and mobility [2Fe-2S]	43017	1369
<i>bfm</i>	85.9	BF23 multiplication	Controls phage BF23 multiplication	966	A, 4041a
<i>bfr</i>	74.7	Bacterioferritin	Bacterioferritin	32528	111
<i>bglA</i>	65.6	β -Glucoside	<i>bglD</i> ; phospho- β -glucosidase A; growth on arbutin or salicin when activated	965	2076, 3239
<i>bglB</i>	84.1	β -Glucoside	<i>bglA</i> ; phospho- β -glucosidase B; growth on arbutin or salicin when activated	964	2718, 3528, 3658, 3924, 3925, 4611
<i>bglF</i>	84.1	β -Glucoside	<i>bglC</i> , <i>bglB</i> ; BglG kinase; transport	18502	2718, 3924, 476, 704
<i>bglG</i>	84.1	β -Glucoside	<i>bglC</i> , <i>bglS</i> ; positive regulatory gene, RNA-binding protein; regulated by phosphorylation	963	1818, 2718, 3658, 3659, 3924, 3825, 4077, 4506
<i>bglJ</i>	99.2	β -Glucoside	Mutation <i>bglJ4</i> activates silent <i>bgl</i> operon, allowing arbutin and salicin transport and utilization	45483	1424, 4506
<i>bglT</i>	84.9	β -Glucoside	<i>bglE</i> ; regulatory gene for BglA	961	3890
<i>bglX</i>	47.8	β -Glucoside	Periplasmic β -glucosidase (EC 3.2.1.21)	4858	48154
<i>bioA</i>	17.4	Biotin	Diaminopelargonic acid synthetase	959	18, 232, 2331, 235, 3312, 4246, 4319
<i>bioB</i>	17.4	Biotin	Biotin synthetase; dethiobiotin to biotin pathway	958	18, 232, 2331, 235, 3312, 4246, 4319
<i>bioC</i>	17.5	Biotin	Blocked prior to pimeloyl CoA formation	957	18, 2488, 4246, 4319
<i>bioD</i>	17.5	Biotin	Dethiobiotin synthetase	956	18, 2488, 4246, 4319, 4852
<i>bioF</i>	17.5	Biotin	7-Keto-8-aminopelargonic acid synthetase	955	18, 2488, 4246, 4319
<i>bioH</i>	76.3	Biotin	<i>bioB</i> ; blocked prior to pimeloyl CoA formation	954	232, 2488, 3303, 3940
<i>bioP</i>	86.6	Biotin	<i>bir</i> , <i>birB</i> ; biotin transport	953	1298, 624
<i>bipA</i>	87.4	BPI-induced protein	<i>yihK</i> ; in EPEC strains, it mediates interactions with epithelial cells; tyrosine-phosphorylated GTPase	37329	1206
<i>birA</i>	89.9	Biotin retention	<i>bioR</i> , <i>dhbB</i> ; biotin-[acetyl-CoA carboxylase] holoenzyme synthetase, and repressor	952	1825, 232–234, 2743, 3337, 4817, 624
<i>bisC</i>	80.0	Biotin sulfoxide	Biotin sulfoxide reductase, structural gene	951	1003, 3430
<i>bisZ</i>	42.1	Biotin sulfoxide	Responsible for background activity of biotin sulfoxide reductase in <i>bisC</i> mutants	50496	1004
<i>blc</i>	94.3	Bacterial lipocalin	Membrane protein, first prokaryotic lipocalin; cell division and growth, <i>rpoS</i> regulon; shares translation termination codons with <i>sugE</i>	40887	361
<i>bolA</i>	9.8	Bolus	Morphogene; overexpression produces osmotically stable spherical cells; FtsZ dependent	31032	2413, 55–57
<i>brnQ</i>	9.0	Branched chain	<i>hrbA</i> ; mutants valine and <i>o</i> -methylthreonine resistant, glycylvaline sensitive; transport system I for Ile, Leu, and Val	950	1542, 1543
<i>brnR</i>	8.5	Branched chain	Mutants valine resistant, glycylvaline sensitive	949	1542
<i>brnS</i>	1.2	Branched chain	Mutants valine resistant, glycylvaline sensitive	948	1542

Continued on following page

TABLE 1—Continued

Gene symbol	Map location (min)	Mnemonic for symbol	Synonyms and gene product—enzyme, RNA, or phenotype affected	CGSC no. ^d	References ^c
<i>brnT</i>	65.2	Branched chain	Low-affinity transport of Ile	947	1876a
<i>btuB</i>	89.7	B12 uptake	<i>bfe</i> , <i>cer</i> ; receptor for vitamin B ₁₂ , E colicins, and phage BF23; also C1 phage absorption	946	1545, 1546, 166, 167, 1705, 1850, 2082, 2430, 2546, 3000, 585
<i>btuC</i>	38.6	B12 uptake	Vitamin B ₁₂ transport	945	1029, 1031, 1315
<i>btuD</i>	38.6	B12 uptake	B ₁₂ transport, membrane associated	18499	1029, 1031, 1315
<i>btuE</i>	38.6	B12 uptake	Not required for vitamin B ₁₂ transport, perhaps periplasmic protein	18496	1029, 1315, 3679
<i>btuR</i>	28.6	B12 uptake	Regulatory gene affecting <i>btuB</i>	18493	2667
<i>bymA</i>	93.2	Bypass maltose	Growth on maltose in MalT ⁻ cells	944	1781
<i>cadA</i>	93.9	Cadaverine	Lysine decarboxylase (EC 4.1.1.18)	943	168, 169, 2886, 2887, 3144, 4022, 4325, 4680
<i>cadB</i>	93.9	Cadaverine	Arginine/ornithine antiporter, probably	34228	2886, 3144, 4680
<i>cadC</i>	93.9	Cadaverine	Regulatory gene	34231	2887, 3144, 4680
<i>cafA</i>	73.2	Cytoplasmic axial filaments	Cell division and growth, overexpression forms minicells and chains with long axial structures	31358	3278
<i>caiA</i>	0.8	Carnitine inducible	Carnitine metabolism, oxidoreductase	36825	1134, 550
<i>caiB</i>	0.8	Carnitine inducible	Carnitine dehydratase	36800	1135, 550
<i>caiC</i>	0.8	Carnitine inducible	Crotonobetain/carnitine-CoA ligase	36828	1134, 550
<i>caiD</i>	0.8	Carnitine inducible	Putative enoyl hydratase/isomerase with carnitine racemase activity	36831	1134, 550
<i>caiE</i>	0.8	Carnitine inducible	Stimulates carnitine racemase activity of CaiD and CaiB activity	36834	1134, 550
<i>caiF</i>	0.7	Carnitine inducible	Regulatory gene; transcriptional activation of <i>cai</i> operon	42995	1133, 550
<i>caiT</i>	0.9	Carnitine inducible	Putative carnitine/betaine transport	36822	1134, 550
<i>calA</i>	95.0	Calcium	Calcium-proton antiport activity	941	4417, 499
<i>calC</i>	15.2	Calcium	Calcium transport; mutants defective in chemotaxis	940	4417, 499
<i>calD</i>	9.4	Calcium	Calcium transport; mutants defective in chemotaxis	939	4417, 499
<i>can</i>	66.0	Canavanine	Resistance to canavanine	938	A, 2691a
<i>carA</i>	0.6	Carbamoyl P	<i>arg+ura</i> , <i>cap</i> , <i>pyrA</i> ; carbamoylphosphate synthase (glutamine-hydrolysing) light subunit (EC 6.3.5.5)	936	1427, 3432, 465, 861
<i>carB</i>	0.7	Carbamoyl P	<i>arg+ura</i> , <i>cap</i> , <i>pyrA</i> ; carbamoylphosphate synthase (ammonia), heavy subunit (EC 6.3.4.16)	935	1427, 3234, 861
<i>cbl</i>	44.4	<i>cysB</i> -like	<i>cys</i> regulon member; perhaps an accessory regulatory circuit within the <i>cys</i> regulon	50175	1964, 4550
<i>cbpA</i>	22.9	Curved-DNA binding protein	Recognizes a curved DNA sequence; sequence similarity to DnaJ	31822	4505
<i>cbl</i>	16.6	Colicin B (and D) tolerance	Dicarboxylate binding protein production; ColB and ColD tolerance	934	334
<i>cca</i>	69.0	CCA tRNA terminus	tRNA nucleotidyl transferase	933	880
<i>ccmA</i>	49.5	Cytochrome <i>c</i> maturation	ABC transporter, ATPase subunit	36574	1537, 4406, 4411, 739, 740
<i>ccmB</i>	49.5	Cytochrome <i>c</i> maturation	ABC transporter, ATPase subunit	36577	1537, 4406, 4411, 739, 740
<i>ccmC</i>	49.4	Cytochrome <i>c</i> maturation	ABC transporter, heme binding	36581	1537, 4406, 4411, 739, 740
<i>ccmD</i>	49.4	Cytochrome <i>c</i> maturation	Cytochrome <i>c</i> related	36584	1537, 4406, 739, 740
<i>ccmE</i>	49.4	Cytochrome <i>c</i> maturation	Cytochrome <i>c</i> related	36587	1537, 4406, 739, 740
<i>ccmF</i>	49.4	Cytochrome <i>c</i> maturation	Required for synthesis of <i>c</i> -type cytochromes; similarity with NrfE	36590	1536, 1537, 4406, 4411, 739, 740
<i>ccmG</i>	49.4	Cytochrome <i>c</i> maturation	<i>dsbE</i> ; thioredoxin homolog; thiol-disulfide interchange protein	36594	1192, 1537, 4406, 4411, 739, 740
<i>ccmH</i>	49.3	Cytochrome <i>c</i> maturation	Required for synthesis of <i>c</i> -type cytochromes; similarity with NrfF and NrfG	36597	1536, 1537, 4406, 739, 740
<i>cdd</i>	48.1	Deoxycytidine deaminase	Deoxycytidine deaminase (EC 3.5.4.5); mutants 5-fluorodeoxycytidine resistant	932	1075, 2057, 2058, 2925, 3241, 429, 4325, 4851
<i>cde</i>	14.2	Control of <i>dam</i> expression	Affects growth rate control of <i>dam</i> expression; near or within <i>lipB</i>	37102	3616
<i>cdh</i>	88.5	CDP diglyceride hydrolase	CDP-diglyceride hydrolase	931	1710, 1884, 51, 559, 560
<i>cdsA</i>	4.2	CDP diglyceride synthase	CDP-diglyceride synthase	930	1356, 1886
<i>cdsS</i>	71.7	CDP diglyceride synthase	Stability of CDP diglyceride synthase	18490	1355
<i>cedA</i>	39.1	Cell division	Modulates cell division, affects inhibition after overreplication of chromosome in <i>dnaAcos</i> mutants	55374	2161

Continued on following page

TABLE 1—Continued

Gene symbol	Map location (min)	Mnemonic for symbol	Synonyms and gene product—enzyme, RNA, or phenotype affected	CGSC no. ^d	References ^c
<i>celA</i>	39.2	Cellobiose	<i>chbB</i> ; member of cryptic <i>cel</i> operon	34873	2205, 3366
<i>celB</i>	39.2	Cellobiose	<i>chbC</i> ; phosphotransferase system enzyme II _{cel} , PEP dependent; cryptic operon; cellobiose, arbutin, and salicin transport	18487	2205, 2340, 2341, 3366, 3647
<i>celC</i>	39.2	Cellobiose	<i>chbA</i> ; phosphotransferase system enzyme III _{cel} , PEP dependent; cryptic operon; cellobiose, arbutin, and salicin transport	18484	2205, 2340, 2341, 3366, 3547
<i>celD</i>	39.2	Cellobiose	<i>chbR</i> ; Cel regulatory protein	18481	2205, 2340, 2341, 3366
<i>celF</i>	39.1	Cellobiose	<i>chbF</i> ; phospho-β-glucosidase B; cryptic operon	17734	2205, 2340, 2341, 3366
<i>cfa</i>	37.5	Cyclopropane fatty acid	<i>cdfA</i> ; cyclopropane fatty acid synthase	10810	1527, 1528, 1529, 4649
<i>cfcA</i>	79.9	Control frequency of cell division	Controls cell division frequency per round of DNA replication	36615	3194
<i>chaA</i>	27.4	Ca ²⁺ /H ⁺ antiporter	Ca ²⁺ /H ⁺ antiporter	30293	1961, 3271, 3330
<i>chaB</i>	27.4	Ca ²⁺ /H ⁺ antiporter	Accessory and regulatory protein for <i>chaA</i>	37193	4792a
<i>chaC</i>	27.4	Ca ²⁺ /H ⁺ antiporter	Accessory and regulatory protein for <i>chaA</i>	37196	4792a
<i>cheA</i>	42.5	Chemotaxis	Autophosphorylating histidine kinase of chemotactic response; clockwise and counterclockwise signals; Fla regulon	928	2285, 2679, 3757, 3830, 4064, 4101, 4119, 4363, 4652, 84
<i>cheB</i>	42.4	Chemotaxis	Protein methylesterase; flagellar regulon member	927	2349, 3076, 4101, 4214, 468, 923
<i>cheR</i>	42.4	Chemotaxis	<i>cheX</i> ; protein methyltransferase (in chemotactic response); flagellar regulon	926	2951, 3076, 4101, 468
<i>cheW</i>	42.5	Chemotaxis	Signal transduction; couples CheA to chemoreceptor control by promoting CheW/CheA/Tsr; flagellar regulon	925	3076, 3757, 4064, 4101
<i>cheY</i>	42.4	Chemotaxis	Response regulator CheY for chemotactic signal transduction; flagellar regulon member	924	2679, 2809, 3076, 3757, 3857, 4046, 4101, 468, 776
<i>cheZ</i>	42.3	Chemotaxis	Chemotactic signal transduction; flagellar regulon member	923	3076, 3856, 3857, 4101, 468
<i>chpA</i>	62.7	Chromosomal homolog of <i>pem</i>	<i>chpAK</i> , <i>mazF</i> ; ChpAB growth inhibitor, homology to R100 <i>pemK</i> gene, programmed cell death? toxic protein	33287	2794, 35
<i>chpB</i>	95.8	Chromosomal homolog of <i>pem</i>	<i>chpBK</i> , <i>yjfB</i> ; ChpAB growth inhibitor, homology to <i>pemK</i>	33290	2793, 2794
<i>chpR</i>	62.7	Chromosomal homolog of <i>pem</i>	<i>chpAI</i> , <i>mazE</i> ; homology to R100 <i>pemI</i> , which suppresses <i>pemK</i> ; suppresses ChpA inhibition	33283	2794, 35
<i>chpS</i>	95.8	Chromosomal homolog of <i>pem</i>	<i>chpBI</i> , <i>yjfA</i> ; homology to <i>pemI</i> ; suppresses ChpB	33293	2793, 2794
<i>cirA</i>	48.3	Colicin I resistance/receptor	<i>feuA</i> ; colicin I receptor production	916	1518, 2925, 428, 4783
<i>citA</i>	17.9	Citrate	Cryptic gene for citrate transport system	18469	1604
<i>citB</i>	16.0	Citrate	Cryptic gene for citrate transport system	18466	1604
<i>clid</i>	45.2	Chain length determination	<i>rol</i> ; regulator of lipopolysaccharide O-chain length; gene studied in <i>Salmonella</i> and non-K-12 strains	56819	1061a, 1293a
<i>clpA</i>	19.9	Caseinolytic protease	Clp ATP-dependent protease, ATP-binding subunit	31293	1472, 3972, 3973, 3990
<i>clpB</i>	58.8	Caseinolytic protease	ClpB protease, ATP dependent (EC 1.17.4.-, 3.4.21.-)	32875	1327, 2244, 3359, 3478, 4178, 4772
<i>clpP</i>	9.8	Caseinolytic protease	F21.5, LopP; ClpP ATP-dependent protease proteolytic subunit	31280	2344, 2822, 2824, 3973, 4765
<i>clpX</i>	9.8	Caseinolytic protease	LopC; ClpX protease, which activates ClpP	31287	1297, 1473, 2505, 4765, 4891
<i>cls</i>	28.1	Cardiolipin synthase	<i>nov</i> ; cardiolipin synthase; mutants dihydroxybutylphosphonate resistant; novobiocin sensitivity	915	1690, 1765, 1766, 1876, 1960, 3193, 3267, 3600, 4462, 4463
<i>cmk</i>	20.7	CMP kinase	<i>mssA</i> ; multicopy suppressor; CMP kinase	31736	1308, 4843
<i>cmlA</i>	19.0	Chloramphenicol	Probably same as <i>cmr</i> ; resistance or sensitivity to chloramphenicol, also tetracycline resistance	914	187, 3637, 4043
<i>cmr</i>	19.0	Chloramphenicol resistance	<i>cmlA?</i> , <i>mdfA</i> ; transmembrane multidrug/chloramphenicol efflux transporter	55066	1115, 3189, 3637
<i>cmtA</i>	66.3	Cryptic mannitol	Similar to mannitol phosphotransferase enzymes	33362	4163
<i>cmtB</i>	66.3	Cryptic mannitol	<i>tolM</i> ; protein-Nπ-phosphohistidine sugar P-transferase; enzyme III of PEP-PTS cryptic mannitol transport	33365	4163
<i>coaA</i>	89.9	CoA	<i>panK</i> , <i>ris</i> ; pantothenate kinase	17731	1259, 4134, 4135, 4538
<i>cobS</i>	44.5	Cobalamin, coenzyme B12	Partial cobalamin biosynthesis pathway present in <i>E. coli</i>	40912	2439

Continued on following page

TABLE 1—Continued

Gene symbol	Map location (min)	Mnemonic for symbol	Synonyms and gene product—enzyme, RNA, or phenotype affected	CGSC no. ^d	References ^c
<i>cobT</i>	44.4	Cobalamin, coenzyme B12	Partial cobalamin biosynthesis pathway present in <i>E. coli</i>	40908	2439
<i>cobU</i>	44.5	Cobalamin, coenzyme B12	Partial cobalamin biosynthesis pathway present in <i>E. coli</i>	40916	2439
<i>codA</i>	7.7	Cytosine deaminase	Cytosine deaminase (EC 3.5.4.1)	913	23, 4562, 927, 95
<i>codB</i>	7.6	Cytosine deaminase	Cytosine transport	912	23, 927, 95
<i>cof</i>	10.1	Complementation of <i>fur</i>	Complements deletion mutant for growth on succinate	53227	1640
<i>cog</i>	29.1	Control of <i>ompG</i>	Probable repressor of <i>ompG</i>	37297	2956
<i>corA</i>	86.2	Cobalt resistance	Mg ²⁺ transport system; mutants resistant to Co ²⁺ , Mn ²⁺ , and Ni ²⁺ , insensitive to Ca ²⁺	911	2750, 3242, 3243, 3353, 4120, 4683, 58, 926
CP4-57	59.4	Cryptic prophage	Cryptic prophage; see <i>intA</i> and <i>alpA</i>	33089	2241, 3653
<i>cpdA</i>	68.4	Cyclic nucleotide P-diesterase	<i>icc</i> ; affects cAMP requirement during growth on maltose; 3',5' cAMP phosphodiesterase	37437	1907
<i>cpdB</i>	95.5	Cyclic nucleotide P-diesterase	2',3'-Cyclic nucleotide 2'-phosphodiesterase (EC 3.1.4.16)	909	1996, 2580, 259
<i>cpsA</i>	45.4	Capsular polysaccharide synthesis	Colanic acid (CPS) biosynthesis	18463	4460
<i>cpsB</i>	45.7	Capsular polysaccharide synthesis	Colanic acid (CPS) biosynthesis; mannose 1-P guanyltransferase	18460	4460
<i>cpsC</i>	45.8	Capsular polysaccharide synthesis	Colanic acid (CPS) biosynthesis	18457	4460
<i>cpsD</i>	45.8	Capsular polysaccharide synthesis	Colanic acid (CPS) biosynthesis	18454	4460
<i>cpsE</i>	45.8	Capsular polysaccharide synthesis	Colanic acid (CPS) biosynthesis	51241	4460
<i>cpsF</i>	90.2	Capsular polysaccharide synthesis	Colanic acid (CPS) biosynthesis	18448	4460
<i>cpsG</i>	45.7	Capsular polysaccharide synthesis	Phosphomannomutase isozyme; colanic acid biosynthesis	37429	1999
<i>cpxA</i>	88.4	Conjugative plasmid expression	<i>ecfB</i> , <i>eup</i> , <i>ssd</i> ; membrane sensor in two-component <i>cpxAR</i> signal transduction system; Kan ^r , phage Q resistant; L-serine growth	908	1952, 2844, 2845, 3011, 3166, 3448, 3595, 3596, 4066–4068, 4408, 4684, 50, 52, 843
<i>cpxB</i>	41.3	Conjugative plasmid expression	Phage Q resistance, membrane protein	907	2844, 2845, 4066
<i>cpxP</i>	88.4	Conjugative plasmid expression	Periplasmic protein, CpxA/R activated, induced in alkaline pH; suppresses toxic envelope protein effects	54751	922
<i>cpxR</i>	88.4	Conjugative plasmid expression	Regulator in two-component <i>cpxAR</i>	34166	1065, 3596, 843
<i>crcA</i>	14.1	Camphor resistance and chromosome condensation	High-copy <i>crc-csp</i> restores normal chromosome condensation in presence of camphor or <i>mukB</i> mutations	41127	1837
<i>crcB</i>	14.2	Camphor resistance and chromosome condensation	See <i>crcA</i>	41131	1837
<i>creA</i>	99.9	Catabolite regulation	Function unknown; transcribed with <i>cre</i> operon	34809	81
<i>creB</i>	99.9	Catabolite regulation	<i>phoM-orf2</i> ; structurally homologous to <i>creC</i> (<i>phoM</i>)	34803	81, 82
<i>creC</i>	99.9	Catabolite regulation	<i>phoM</i> ; sensor in Pho regulon	395	2654, 2733, 2734, 4431, 4660, 4661, 4664, 4666, 4667, 81
<i>creD</i>	99.9	Catabolite regulation	<i>cet</i> (colicin E2 tolerance), <i>refII</i>	929	1090, 1284, 1462, 1568, 81
<i>crg</i>	28.8	Cold resistant growth	Allows cold-resistant growth	18445	2175
<i>crl</i>	5.6	Curli	Regulatory protein for curli (cryptic <i>csgA</i>)	30625	137, 1722, 3291, 3545
<i>crp</i>	75.1	cAMP receptor protein	<i>cap</i> , <i>csm</i> ; cAMP receptor protein	906	1404, 147, 1559, 2233, 2365, 258, 2627, 32, 3610, 3279, 3559, 3617, 4108, 4394, 500, 8, 844, 924
<i>crr</i>	54.6	Carrier?	<i>gsr</i> , <i>iex</i> , <i>tgs</i> ; phosphocarrier protein for glucose of the PTS; III _{glc}	905	1023, 2326, 2859, 3150, 3369, 3370, 3793, 508, 539, 557, 562, 982, 983b
<i>csdA</i>	63.4	Cysteine, selenocysteine decomposition	Cysteine sulfinate desulfinate	52073	2926
<i>csgA</i>	23.8	Curliin σ^S -dependent growth	Curliin, σ^S (stationary phase) dependent, cryptic	30620	137, 138, 1619, 2612, 3289–3291, 3725, 4584
<i>csgB</i>	23.8	Curliin σ^S -dependent growth	Curliin nucleator protein, homology with major curliin, CsgA	36735	138, 2612, 3725

Continued on following page

TABLE 1—Continued

Gene symbol	Map location (min)	Mnemonic for symbol	Synonyms and gene product—enzyme, RNA, or phenotype affected	CGSC no. ^d	References ^e
<i>csgD</i>	23.7	Curlin σ^S -dependent growth	<i>csgD</i> insertions eliminate σ^S -dependent transcription from <i>csgBA</i> promoter	50655	1619, 3725
<i>csgE</i>	23.7	Curlin σ^S -dependent growth	Possible secretion or assembly protein for bacterial fibers	50658	1619, 3725
<i>csgF</i>	23.7	Curlin σ^S -dependent growth	Possible assembly or transport protein for curli	50661	1619
<i>csgG</i>	23.7	Curlin σ^S -dependent growth	Possible assembly or transport protein for curli; novel lipoprotein	50664	1619, 2612, 3725
<i>csiA</i>	85.3	Carbon starvation induced	Stationary phase inducible protein	36892	4690
<i>csiB</i>	17.4	Carbon starvation induced	Stationary phase inducible protein	36895	4690
<i>csiC</i>	66.0	Carbon starvation induced	Stationary phase inducible protein	36898	4690
<i>csiD</i>	60.5	Carbon starvation induced	Stationary phase inducible protein	36904	2775, 4690
<i>csiE</i>	57.4	Carbon starvation induced	Stationary phase inducible protein	36901	2774, 4690
<i>csiF</i>	8.6	Carbon starvation induced	Stationary phase inducible protein	36998	4690
<i>cspA</i>	80.1	Cold shock protein	Cold shock protein CS7.4; similar to Y-box DNA binding proteins of eukaryotes; transcription factor	29540	1199, 1200, 1443, 1452, 194, 2019, 2046, 2473, 478, 4841a, 4347
<i>cspB</i>	35.3	Cold shock protein	Cold shock protein with similarity to CspA	32231	1200, 2473
<i>cspC</i>	41.1	Cold shock protein	<i>msmB</i> ; multicopy suppresses <i>mukB</i> mutants	35339	2043, 2473, 4842
<i>cspD</i>	19.9	Cold shock protein	Similarity to CspA but not cold shock induced	31688	2473, 4841
<i>cspE</i>	14.2	Cold shock protein	<i>msmC</i> ; with <i>crcAB</i> , high copy promotes or protects chromosome condensation	31528	1837, 4841, 4842
<i>cspG</i>	12.6	Cold shock protein	Cold-induced CspA/B analog	53423	194, 3119
<i>csrA</i>	60.7	Carbon storage regulator	<i>zfiA</i> , regulatory gene inhibiting glycogen biosynthesis; global regulatory protein	34504	2586, 3061, 3723, 3724, 3787, 4854
<i>csrB</i>	62.9	Carbon storage regulator	CsrA-binding RNA, antagonizing CsrA regulation		2585a
<i>cstA</i>	13.5	Carbon starvation	Starvation induced stress response protein	31179	1523, 2798, 3937, 403
<i>cstC^b</i>	39.4	Carbon starvation	<i>astC</i> ; starvation gene regulated by cAMP and RpoS, T; induced by ornithine; arginine succinyltransferase	54626	1290a, 1290b, 1950a, 3921a
<i>cup</i>	97.0	Carbohydrate uptake	Mutants have defective carbohydrate uptake	18442	2720
<i>cutA</i>	94.0	Cu tolerance	<i>cycY</i> , <i>cutA1</i> ; copper sensitivity; possible role in cytochrome <i>c</i> maturation; cytochrome <i>c</i> -like	34216	1271, 1921, 875
<i>cutC</i>	42.2	Cu tolerance	Copper sensitivity	36974	1574
<i>cutE</i>	14.8	Cu tolerance	<i>lnt</i> ; copper sensitivity; apolipoprotein <i>N</i> -acetyltransferase	31471	3710
<i>cutF</i>	4.6	Cu tolerance	<i>nlpE</i> ; copper sensitivity	35748	1574, 4122
<i>cvpA</i>	52.3	Colicin V production	<i>dedE</i> ; member of <i>purF</i> operon; affects Col V production	32727	1207
<i>cxm</i>	6.3	Carbon-xylose metabolism	<i>cxr</i> ; methyl glyoxal synthesis; D-xylose utilization	903	8
<i>cyaA</i>	86.0	Cyclase, adenylate	Adenylate cyclase (EC 4.6.1.1)	902	1008, 219, 2233, 2275, 2321, 2365, 26, 29, 30, 3559, 3758, 3759, 3760, 4401, 500, 58, 924, 926
<i>cybB</i>	32.1	Cytochrome <i>b</i>	Cytochrome <i>b</i> ₅₆₁	17728	3052, 3054, 3105
<i>cybC</i>	96.1	Cytochrome <i>b</i>	Cytochrome <i>b</i> ₅₆₂	34583	4465
<i>cycA</i>	95.4	Cycloserine	<i>dagA</i> ; D-alanine, D-serine, glycine permease	900	3685, 3686, 3939, 4671, 569
<i>cydA</i>	16.6	Cytochrome <i>d</i>	Cytochrome <i>d</i> terminal oxidase, polypeptide subunit I	10369	1060, 1447, 1491, 1492, 1493, 1494, 3039, 3611, 615, 847
<i>cydB</i>	16.6	Cytochrome <i>d</i>	Cytochrome <i>d</i> terminal oxidase, polypeptide subunit II	9469	1009, 1010, 1011, 1060, 1447, 1491, 1492, 1494, 1495, 3039, 3611, 4638, 615, 847
<i>cydC</i>	20.0	Cytochrome <i>d</i>	<i>mdrA</i> , <i>mdrH</i> , <i>surB</i> ; cytochrome <i>d</i> terminal oxidase, possibly heme d component	17725	1009, 1405, 1447, 3763, 4054, 4055
<i>cydD</i>	20.0	Cytochrome <i>d</i>	ATP-binding cassette membrane transporter; bd-type oxidase	31720	1009, 1447, 262, 3479–3481
<i>cynR</i>	7.7	Cyanase; cyanate metabolism	Transcriptional activator of <i>cyn</i> operon	31255	102, 2403, 4288
<i>cynS</i>	7.7	Cyanase; cyanate metabolism	Cyanate aminohydrolase (EC 3.5.5.3)	15267	102, 1564, 1565, 2403, 4286, 4288, 4289
<i>cynT</i>	7.7	Cyanase; cyanate metabolism	Carbonic anhydrase	31258	102, 1564, 1566, 2333, 4286, 4287, 4289
<i>cynX</i>	7.7	Cyanase; cyanate metabolism	Apparent hydrophobic protein, member of <i>cyn</i> operon	31261	102, 1564
<i>cyoA</i>	9.7	Cytochrome <i>o</i> oxidase	Cytochrome <i>o</i> oxidase subunit II; cytochrome <i>bo</i> ₃ ubiquinol oxidase subunit II	18439	164, 165, 2687, 615
<i>cyoB</i>	9.7	Cytochrome <i>o</i> oxidase	Cytochrome <i>o</i> oxidase subunit I	30997	164, 3106, 615

Continued on following page

TABLE 1—Continued

Gene symbol	Map location (min)	Mnemonic for symbol	Synonyms and gene product—enzyme, RNA, or phenotype affected	CGSC no. ^d	References ^c
<i>cyoC</i>	9.6	Cytochrome <i>o</i> oxidase	Cytochrome <i>o</i> oxidase subunit III	31005	164, 615, 720, 721
<i>cyoD</i>	9.6	Cytochrome <i>o</i> oxidase	Cytochrome <i>o</i> oxidase subunit IV	31008	164, 615, 720
<i>cyoE</i>	9.6	Cytochrome <i>o</i> oxidase	Cytochrome <i>o</i> oxidase subunit, protoheme IX farnesyltransferase	31014	164, 3799, 615, 720, 721
<i>cysA</i>	54.7	Cysteine	Sulfate permease; chromate resistance	898	3793, 4082, 4172, 47, 539
<i>cysB</i>	28.7	Cysteine	Positive regulator for <i>cys</i> regulon	897	1980, 3310, 4382
<i>cysC</i>	61.9	Cysteine	Adenylylsulfate kinase (EC 2.7.1.25)	896	2520, 3879, 4380
<i>cysD</i>	61.9	Cysteine	Sulfate adenylyltransferase (EC 2.7.7.4)	895	1862, 2742, 4380
<i>cysE</i>	81.5	Cysteine	Serine acetyltransferase (EC 2.3.1.30)	894	1021, 4381
<i>cysG</i>	75.3	Cysteine	Uroporphyrinogen III methyltransferase; transcribed from <i>nirB</i> operon and <i>cysG</i> promoters	893	1647, 1973, 2693, 2694, 3386, 3387, 4148, 4380, 792
<i>cysH</i>	62.2	Cysteine	Adenylylsulfate reductase (EC 1.8.99.2)	892	1862, 2345, 2346, 2522, 4380
<i>cysI</i>	62.2	Cysteine	<i>cysQ</i> ; sulfite reductase, α -subunit (EC 1.8.1.2)	891	1175, 1862, 2522, 4380, 4795
<i>cysJ</i>	62.3	Cysteine	<i>cysP</i> ; sulfite reductase, β -subunit (EC 1.8.1.2)	890	1175, 1862, 2522, 2637, 4380, 4795
<i>cysK</i>	54.5	Cysteine	<i>cysZ</i> ; cysteine synthase (EC 4.2.99.8); homodimer; selenate resistance, azaserine resistance	889	1247, 3370, 3793, 4082, 438, 47, 4731, 508, 539
<i>cysM</i>	54.7	Cysteine	<i>o</i> -Acetylserine sulfhydrylase B (EC 4.2.99.8)	17722	3793, 4082, 47, 539
<i>cysN</i>	61.9	Cysteine	ATP sulfurylase (ATP:sulfate adenylyltransferase)	18436	2520
<i>cysP</i>	54.8	Cysteine	Periplasmic sulfate binding protein; see <i>cysJ</i>	27367	1828, 4081
<i>cysQ</i>	95.6	Cysteine	<i>amt</i> , <i>amtA</i> ; requirement for sulfite or cysteine during aerobic growth; see also <i>cysI</i>	34409	1193, 1996, 1997, 3159
<i>cysS</i>	11.9	Cysteine	CysteinyI-tRNA synthetase (EC 6.1.1.16)	888	176, 413, 1816
<i>cysT</i>	42.9	Cysteine	Cysteine tRNA; see also <i>cysU</i>	17719	1285, 2313
<i>cysU</i>	54.7	Cysteine	Cysteine transport system; may also transport molybdate (see <i>mod</i>)	37093	4081
<i>cysW</i>	54.7	Cysteine	Membrane-bound sulfate transport protein; may also transport molybdate (see <i>mod</i>)	27371	4081
<i>cysX</i>	81.5	Cysteine	Reading frame in opposite orientation within <i>cysE</i> gene; polypeptide synthesized in maxicells	55332	4381
<i>cysZ</i>	54.5	Cysteine	putative; ORF upstream of <i>cysK</i> may be <i>cysZ</i>	33018	593
<i>cytR</i>	88.8	Cytosine resistant?	Regulatory gene for <i>deo</i> , <i>udp</i> , and <i>cdd</i> ; mutants show improved growth on uridine	887	226, 3048, 3617, 4128, 4529
<i>dacA</i>	14.3	D-Alanine carboxypeptidase	<i>pfv</i> ; D-alanine carboxypeptidase IA (EC 3.4.12.11); penicillin-binding protein; deletion suppresses <i>ftsK</i> mutant block	886	2801, 2802, 3198, 3360, 4157, 4232, 520
<i>dacB</i>	71.7	D-Alanine carboxypeptidase	D-Alanine carboxypeptidase IB; penicillin-binding protein (EC 3.4.12.11)	885	2322, 2803, 3021, 3022, 4075, 4337
<i>dacC</i>	19.0	D-Alanine carboxypeptidase	Penicillin-binding protein 6 (EC 3.4.17.8)	34706	276, 3421, 520
<i>dacD</i>	44.8	D-Alanine carboxypeptidase	<i>phsE</i> ? Penicillin-binding protein 6b	50486	223
<i>dadA</i>	26.7	D-Amino acid dehydrogenase	<i>dadR</i> ; D-amino acid dehydrogenase subunit	884	2357, 2607, 2797, 4736, 4737, 4739, 4740
<i>dadB</i>	1.6	D-Amino acid dehydrogenase	<i>alnA</i> ; D-amino acid dehydrogenase subunit	883	1298
<i>dadQ</i>	98.9	D-Amino acid dehydrogenase	<i>alnR</i> ; regulator of <i>dad</i> regulon	882	1298
<i>dadX</i>	26.7	D-Amino acid dehydrogenase	<i>msuA</i> ? alanine racemase (EC 5.1.1.1)	17716	1526, 2607, 2797, 4739
<i>dam</i>	75.7	DNA adenine methylase	DNA adenine methylase	881	145, 1609, 2851, 3411, 518
<i>dapA</i>	56.0	Diaminopimelate (lysine path)	Dihydrodipicolinate synthase (EC 4.2.1.52)	880	3667
<i>dapB</i>	0.6	Diaminopimelate (lysine path)	Dihydrodipicolinate reductase (EC 1.3.1.26); see <i>dapE</i> and <i>lspA</i>	879	2699, 464
<i>dapC</i>	3.9	Diaminopimelate (lysine path)	Tetrahydrodipicolinate succinylase	878	1359, 558
<i>dapD</i>	4.0	Diaminopimelate (lysine path)	Succinyl-diaminopimelate aminotransferase	877	1000, 1359, 296, 3665
<i>dapE</i>	55.8	Diaminopimelate (lysine path)	<i>dapB</i> ; <i>N</i> -succinyl-diaminopimelate deacylase	876	3364, 3667
<i>dapF</i>	86.1	Diaminopimelate (lysine path)	Diaminopimelate epimerase	17713	3664, 3666, 926
<i>dbpA</i>	30.3	DNA binding protein	Binds DNA, RNA, only hydrolyses ATP in presence of 23S rRNA	32058	1337, 3177
<i>dcd</i>	46.1	dCTP deaminase	<i>paxA</i> ; dCTP deaminase (EC 3.5.4.13); mutants suppress lethal <i>dut</i> mutants	875	1180, 3156, 4655
<i>dcm</i>	43.7	DNA cytosine methylation	<i>mec</i> ; DNA cytosine methylase; internal cytosine methylated	874	1314, 1625, 337
<i>dcp</i>	35.0	Dipeptidyl carboxypeptidase	Dipeptidyl carboxypeptidase II (EC 3.4.15.1)	873	1027, 1723, 269
<i>dcrB</i>	77.8	C resistance	Resistant to lytic phage C1; periplasmic protein perhaps anchored to inner membrane	46606	2546

Continued on following page

TABLE 1—Continued

Gene symbol	Map location (min)	Mnemonic for symbol	Synonyms and gene product—enzyme, RNA, or phenotype affected	CGSC no. ^d	References ^e
<i>dctA</i>	79.3	Dicarboxylic acid transport	Uptake of C-4 dicarboxylic acids; 3-fluoromalate resistance, D-tartrate resistant	872	206, 2181, 2602, 3897
<i>dctB</i>	16.4	Dicarboxylic acid transport	Uptake of C-4 dicarboxylic acids; 3-fluoromalate resistance, D-tartrate resistant	871	2181, 3897
<i>dcuA</i>	94.0	Dicarboxylate uptake	<i>genA</i> ; C4-dicarboxylate transporter, anaerobic	34476	4084
<i>dcuB</i>	93.7	Dicarboxylate uptake	<i>genF</i> ; C4-dicarboxylate transporter, anaerobic	34479	4084
<i>dcuC</i>	14.1	Dicarboxylate uptake	C4-dicarboxylate carrier, anaerobic; W3110 has an IS5 insertion	50968	4956
<i>ddlA</i>	8.6	D-Alanine ligase	D-Alanine:D-alanine ligase, ADP-forming	30966	3350, 4921
<i>ddlB</i>	2.2	D-Alanine ligase	<i>ddl</i> ; D-Alanine:D-alanine ligase	870	1893, 2071, 2675, 2676, 3350, 3692
<i>deaD</i>	71.2	Dead-box protein	<i>csdA</i> , <i>mssB</i> ; gene dosage-dependent suppressor of <i>rpsB(ts)</i> mutations; putative RNA helicase	33472	1200, 2045, 4437, 4843
<i>dedA</i>	52.4	Downstream, expressed?	Temporary designation for genes in <i>pdxB</i> and <i>folC</i> operons; unknown function	32742	3211
<i>dedD</i>	52.4	Downstream, expressed?	Temporary designation for genes in <i>pdxB</i> and <i>folC</i> operons; unknown function	32739	3211
<i>def</i>	74.0	Deformylase	<i>fms</i> ; peptide deformylase, N-formylmethionylaminoacyl-tRNA deformylase (EC 3.4.11.-, EC 3.5.1.27)	33619	2830, 2869, 2871, 2872, 2873, 3597
<i>degP</i>	3.9	Degradative protease	<i>htrA</i> ; DegP periplasmic serine endoprotease (EC 3.4.99-), protease Do, required for high-temperature growth; σ^E promoter	30554	1767, 2570, 2571, 2572, 3974, 4092, 4251, 660
<i>degQ</i>	72.8	Degradative protease	<i>hhoA</i> ; periplasmic serine endoprotease	36675	2296, 250, 4643
<i>degS</i>	72.8	Degradative protease	<i>htrH</i> , <i>hhoB</i> ; periplasmic serine endoprotease	36678	250, 4643
<i>del</i>	64.3	Deletion	Affects frequency of IS1-mediated deletions; 1,000-fold reduction in deletion frequency	869	3164
<i>deoA</i>	99.5	Deoxyribose	<i>tpp-75</i> ; thymidine phosphorylase (EC 2.4.2.4)	868	1255, 22, 4270, 4528, 4530, 4531, 4532
<i>deoB</i>	99.5	Deoxyribose	<i>drm</i> , <i>thyR</i> , <i>tlr</i> ; deoxyribouratase (EC 2.7.5.6), phosphopentomutase	867	1255, 22, 2616, 3705, 4527, 4530, 4532
<i>deoC</i>	99.5	Deoxyribose	<i>dra</i> , <i>thyR</i> , <i>tlr</i> ; deoxyribose-phosphate aldolase (EC 4.1.2.4)	866	1255, 2616, 3705, 4526, 4527, 4528, 4532, 54, 920
<i>deoD</i>	99.6	Deoxyribose	<i>pup</i> ; purine-nucleoside phosphorylase PNP (EC 2.4.2.1)	865	1255, 22, 2282, 2422, 3705, 4528, 4532
<i>deoR</i>	19.0	Deoxyribose	<i>nucR</i> , <i>nupG</i> , <i>tse</i> ; regulatory gene for <i>deo</i> operon	864	3017, 3048, 4533
<i>dfp</i>	82.1	DNA synthesis flavoprotein	<i>dnaS</i> , <i>dut</i> ; flavoprotein affecting DNA synthesis and pantothenate metabolism	18430	4154, 4155
<i>dgd</i>	72.0	D-Galactose dehydrogenase	D-Galactose dehydrogenase production	863	4803
<i>dgkA</i>	91.7	Diglyceride kinase	Diglyceride kinase	862	2544, 2545
<i>dgkR</i>	93.7	Diglyceride kinase	Regulatory	861	3578
<i>dgoA</i>	83.4	D-Galactonate	2-Oxo-3-deoxygalactonate 6-phosphate aldolase (EC 4.1.2.21)	36891	182
<i>dgoD</i>	83.4	D-Galactonate	Galactonate dehydratase (EC 4.2.1.6)	859	182
<i>dgoK</i>	83.5	D-Galactonate	2-Oxo-3-deoxygalactonate kinase (EC 2.7.1.58)	858	182
<i>dgoR</i>	83.5	D-Galactonate	Regulatory; growth on 2-keto-3-deoxygalactonate, <i>dgoR^e</i>	857	830
<i>dgoT</i>	83.4	D-Galactonate	Galactonate transport	856	182
<i>dgsA</i>	35.9	D-Glucosamine	<i>mlc</i> (makes large colonies); affects function of phosphotransferase system enzyme IIA/IIB, anaerobic growth on glucosamine; binds NagC promoters; regulates <i>manX</i>	855	1813, 3012, 3453, 3707
<i>dgt</i>	3.9	dGTP triphosphohydrolase	<i>optA</i> ; deoxyguanosine 5'-triphosphate triphosphohydrolase (EC 3.1.5.1)	30546	261, 3572, 3573, 4806
<i>dicA</i>	35.5	Division control	Regulatory for <i>dicB</i>	18427	282, 283
<i>dicB</i>	35.5	Division control	Control of cell division	18424	282, 283, 622
<i>dicC</i>	35.5	Division control	Regulatory for <i>dicB</i>	18421	282, 283
<i>dicF</i>	35.5	Division control	DicF antisense RNA; inhibits Qin	32240	1208, 1209, 4389, 453
<i>dif</i>	34.2	Deletion-induced filamentation	Recombination site in terminus, <i>recA</i> independent	30208	1675, 2354, 2356, 376, 378, 835, 836, 4378
<i>dinB</i>	5.4	Damage inducible	<i>dinP</i> ; increased mutagenesis, apparently independent of <i>umuDC</i> ; SOS related	53389	2232, 526
<i>dinD</i>	82.2	Damage inducible	<i>orfY</i> , <i>pcsA</i> , <i>yicD</i> ; mutant cs phenotype filamentous with large nucleoid	33582	2200, 2352, 2353, 2664, 3262, 4877
<i>dinF</i>	91.7	Damage inducible	Induced by UV and mitomycin C; SOS, <i>lexA</i> regulon	854	2200, 2348, 2928

Continued on following page

TABLE 1—Continued

Gene symbol	Map location (min)	Mnemonic for symbol	Synonyms and gene product—enzyme, RNA, or phenotype affected	CGSC no. ^d	References ^e
<i>dinG</i>	17.9	Damage inducible	LexA regulated (SOS) repair enzyme	31247	2318, 2518, 2519
<i>dinI</i>	24.1	Damage inducible	Multicopy suppresses phenotype of cold-sensitive <i>dinD</i> filamentous mutation	53428	4877
<i>dinY</i>	41.9	Damage inducible	Repair gene	36880	3412
<i>dipZ</i>	94.0	Disulfide isomerase	<i>cycZ</i> , <i>dsbD</i> , <i>cutA2</i> ; may be involved in cytochrome maturation, see <i>ccm</i> genes; affects disulfide binding	34213	1921, 268, 2910, 874, 875
<i>djlA</i>	1.2	DnaJ-like	Proposed to dock and interact with variety of membrane proteins; mutants rapidly accumulate suppressors	51192	2188, 769, 770
<i>dksA</i>	3.5	<i>dnaK</i> suppressor	<i>msmA</i> ; high copy suppresses <i>muk</i> and TS growth and filamentation of <i>dnaK</i> mutant	30521	2122, 4842
<i>dld</i>	47.9	D-Lactate dehydrogenase	<i>ldh</i> ; D-lactate dehydrogenase (EC 1.1.1.28); vinylglycolate resistance, FAD enzyme	852	2058, 3768, 4012, 626
<i>dmsA</i>	20.3	DMSO reductase	DMSO reductase subunit A, anaerobic	17710	353, 354, 3749
<i>dmsB</i>	20.3	DMSO reductase	DMSO reductase subunit B; apparent Fe-S binding domain; anaerobic	31724	354, 3749
<i>dmsC</i>	20.3	DMSO reductase	DMSO reductase subunit C, membrane bound	31727	354, 3749
<i>dnaA</i>	83.6	DNA	DNA biosynthesis; initiation; binding protein	851	1372, 1630, 1631, 1872, 1873, 1875, 2160, 2235, 2272, 2275, 2474, 2927, 2985, 2986, 3051, 3261, 3400, 3541, 3569, 3570, 3809, 3813, 4087, 4300, 4301, 4611, 471, 4910, 1790
<i>dnaB</i>	91.9	DNA	<i>groP</i> , <i>grpA</i> , <i>grpD</i> ; DNA biosynthesis; chain elongation	850	1406, 2259, 2545, 3126, 3333, 3804, 3951, 4449, 561
<i>dnaC</i>	99.1	DNA	<i>dnaD</i> ; DNA biosynthesis; initiation and chain elongation	849	2786, 3125, 3753
<i>dnaE</i>	4.4	DNA	<i>polC</i> , <i>sdgC</i> (suppressor of <i>dnaG</i> mutation); DNA polymerase III, α -subunit	373	1239, 1240, 2194, 296, 3889, 4016, 4424, 4708, 4761
<i>dnaG</i>	69.2	DNA	<i>dnaP</i> , <i>parB</i> , <i>sdgA</i> ; primase; primer synthesis for leading- and lagging-strand synthesis	847	1531, 2671, 2672, 2673, 3055, 3113, 3125, 3216, 3753, 4105, 4376, 4449, 4578, 4766, 579
<i>dnaI</i>	40.3	DNA	DNA biosynthesis	846	334a
<i>dnaJ</i>	0.3	DNA	<i>groP</i> , <i>grpC</i> ; chain elongation; stress-related DNA biosynthesis, responsive to heat shock; chaperone with DnaK	845	1406, 2069, 231, 3256, 3257, 3258, 3333, 3804, 4252, 4293, 4830, 972
<i>dnaK</i>	0.3	DNA	<i>gro</i> , <i>groP</i> , <i>groPAB</i> , <i>groPC</i> , <i>groPF</i> , <i>grpC</i> , <i>grpF</i> , <i>seg</i> ; stress-related heat-shock DNA biosynthesis, ATP-regulated binding and release of polypeptide substrates; HSP-70-type molecular chaperone, with DnaJ	844	1143, 1186, 1187, 1875, 2120, 227, 2837, 3035, 3158, 3257, 3332, 3807, 4252, 567, 3697
<i>dnaL</i>	28.9	DNA	DNA biosynthesis	843	3982
<i>dnaN</i>	83.6	DNA	DNA biosynthesis; sliding clamp subunit, required for high processivity; DNA polymerase III β subunit	842	132, 1630, 2194, 2235, 3261, 3626, 3627, 3809, 3810, 3813, 4910, 564
<i>dnaQ</i>	5.1	DNA	<i>mutD</i> ; DNA polymerase III ϵ -subunit; streptomycin, azaserine resistant; 3' to 5' proofreading, <i>lexA</i> regulon	840	1047, 1113, 1239, 1706, 1804, 2194, 2730, 2783, 3209, 3568, 3903, 4052, 779, 855, 856, 4331
<i>dnaT</i>	99.1	DNA	Primasomal protein i	839	2786, 2787, 3125
<i>dnaX</i>	10.6	DNA	<i>mutH</i> , <i>dnaZ</i> ; subunit of DNA polymerase III holoenzyme; DNA elongation factor III; τ and γ subunits	838	1264, 1265, 1266, 1669, 1845, 2194, 2228, 2229, 2283, 2421, 2471, 2472, 2511, 2731, 3043, 3753, 398, 399, 4485, 4486, 4885, 701, 912, 913
<i>dppA</i>	79.8	Dipeptide permease	<i>alu</i> , <i>tpp?</i> ; uptake of dipeptides	35111	3294, 4, 4576
<i>dppB</i>	79.8	Dipeptide permease	Uptake of dipeptides	33771	4, 4118, 4576
<i>dppC</i>	79.8	Dipeptide permease	Uptake of dipeptides	33768	4, 4118, 4576
<i>dppD</i>	79.8	Dipeptide permease	Uptake of dipeptides	33765	4, 4118, 4576
<i>dppF</i>	79.7	Dipeptide permease	Uptake of dipeptides	33752	4

Continued on following page

TABLE 1—Continued

Gene symbol	Map location (min)	Mnemonic for symbol	Synonyms and gene product—enzyme, RNA, or phenotype affected	CGSC no. ^d	References ^c
<i>dppG</i>	14.0	Dipeptide permease	Uptake of dipeptides; dipeptide permease	835	1453, 3384, 997
<i>dps</i>	18.3	DNA-binding protein, stationary phase	<i>pexB</i> ; stress response DNA-binding protein; starvation induced resistance to H ₂ O ₂	31650	1226, 2620, 71
<i>dsbA</i>	87.1	Disulfide bond	<i>iarA</i> , <i>ppfA</i> ; disulfide oxidoreductase, periplasmic protein disulfide-isomerase; role in cytochrome <i>c</i> synthesis (EC 5.3.4.1)	34063	1560, 2243, 229, 230, 2778, 287, 2910, 3549, 3550, 3823, 45, 4805, 4840, 67, 904
<i>dsbB</i>	26.6	Disulfide bond	<i>iarB</i> ; PDI or PDI-like protein; DTT-sensitive phenotype; periplasm/inner membrane	31933	1560, 1989, 2243, 229, 288, 2960, 3823, 67
<i>dsbC</i>	65.4	Disulfide bond	<i>xprA</i> ; periplasmic disulfide oxidoreductase, protein disulfide isomerase	33355	2639, 2641, 2962, 4019
<i>dsbG</i>	13.8	Disulfide bond	Thiol-disulphide oxidase; multicopy resistance to DTT; mutants accumulate reduced proteins, corrected by DsbA/B overexpression	53792	92
<i>dsdA</i>	53.4	D-Serine deaminase	D-Serine deaminase	834	2751, 2846, 2847, 3215, 3339, 436, 48, 642
<i>dsdC</i>	53.3	D-Serine deaminase	LysR-type transcriptional regulator; previously cited as D-serine permease; <i>dsdC/X</i> order reversed in different sequence entries	833	2847, 3215, 3339, 436, 48, 642
<i>dsdX</i>	53.4	D-Serine deaminase	Homology with gluconate permease; D-serine tolerance; <i>dsdC/A</i> order reversed in different sequence entries	35717	3215
<i>dsrA</i>	43.6	Small RNA	Regulatory RNA; positive regulation of promoters sensitive to HNS negative regulation	48173	2249, 4098
<i>dsrB</i>	43.6	Small RNA	Regulatory RNA; regulated by DsrA and HNS, under control of RpoS	48176	4099
<i>dut</i>	82.2	dUTPase	<i>dnaS</i> , <i>sof</i> ; deoxyuridinetriphosphatase (EC 3.6.1.23)	832	2661, 2662, 4154, 4367
<i>dvl</i>	7.4	Dye-visible light?	Sensitivity to SDS and toluidine blue plus light	18418	4632
<i>dxs</i>	9.4	Deoxy-xylulose-P synthase	DXP synthase; DXP is precursor to isoprenoids, thiamin, pyridoxol	52930	2615, 4166
<i>e14</i>	25.7	Prophage element 14	Defective prophage element; includes loci <i>sfiC</i> , <i>lit</i> , <i>pin</i> , <i>mcrA</i>	18409	2128, 2715, 3447, 3448, 3604, 4544, 511, 512, 625
<i>ebgA</i>	69.4	Evolved β-galactosidase	Cryptic β-galactoside utilization	830	1607, 4234, 4235, 627
<i>ebgB</i>	69.5	Evolved β-galactosidase	Cryptic β-galactoside utilization, possible paralog of <i>lacY</i>	18415	1607, 4234
<i>ebgC</i>	69.5	Evolved β-galactosidase	Phospho-β-D-galactosidase, β-subunit; cryptic gene	18412	1607
<i>ebgR</i>	69.4	Evolved β-galactosidase	Regulatory gene from <i>ebg</i> cryptic operon	829	1607, 4234
<i>ecfA</i>	67.6	Energy coupling factor	With <i>metC</i> mutation, <i>ecf</i> mutation abolishes coupling of energy with active transport	828	4434
<i>eco</i>	49.6	Ecotin	Ecotin, serine protease inhibitor	32630	1173
<i>ecpD</i>	3.4	<i>E. coli papD</i> homolog	Possible pilin chaperone	30513	3593
<i>eda</i>	41.6	Entner-Douderoff aldolase	<i>hga</i> , <i>kdgA</i> , <i>kga</i> ; 2-keto-3-deoxygluconate 6-phosphate aldolase (EC 4.1.2.14); 2-keto-4-hydroxyglutarate aldolase	826	1154, 1290
<i>edd</i>	41.6	Entner-Douderoff dehydratase	Phosphogluconate dehydratase (EC 4.2.1.12); growth on gluconate	825	1121, 1289, 1290, 4594
<i>efp</i>	94.3	Elongation factor P	Elongation factors P and EF-P; prokaryotic	34470	118, 119, 1357
<i>emrA</i>	60.6	E-multidrug resistance	Multidrug resistance pump family	33259	2619, 2621
<i>emrB</i>	60.6	E-multidrug resistance	Hydrophobic, inner membrane-spanning domains; multidrug resistance pump family	33262	2619, 2621
<i>emrD</i>	83.0	E-multidrug resistance	Multidrug resistance pump family	36938	3132
<i>emrE</i>	12.2	E-multidrug resistance	<i>envB</i> , <i>mvrC</i> , <i>mon</i> , <i>rodY</i> ; multidrug resistance pump family; cell shape; methylviologen sensitivity	36935	2452, 4879, 4880, 300
<i>endA</i>	66.6	Endonuclease	DNA-specific endonuclease I; extensive DNA breakdown	824	2002, 4785
<i>eno</i>	62.6	Enolase	Enolase (EC 4.2.1.11)	823	158, 2257, 4709
<i>entA</i>	13.5	Enterochelin	2,3-Dihydro-2,3-dihydroxybenzoate dehydrogenase	822	1262, 1777, 2394, 2395, 2581, 3090, 3091, 3424, 4180
<i>entB</i>	13.5	Enterochelin	2,3-Dihydro-2,3-dihydroxybenzoate synthetase	821	1262, 2394, 2395, 3090, 3091, 3326, 5424
<i>entC</i>	13.5	Enterochelin	Isochorismate synthetase	820	1262, 2394, 2395, 2582, 3090, 3091, 3325, 3326, 3424, 4644

Continued on following page

TABLE 1—Continued

Gene symbol	Map location (min)	Mnemonic for symbol	Synonyms and gene product—enzyme, RNA, or phenotype affected	CGSC no. ^d	References ^c
<i>entD</i>	13.1	Enterochelin	Enterochelin synthetase, component D; facilitates secretion of enterobactin peptide	819	1261, 133, 1534, 2394, 2395, 2400, 786, 787
<i>entE</i>	13.5	Enterochelin	Enterochelin synthetase, component E	818	1262, 2394, 2395, 3090, 3091, 3424
<i>entF</i>	13.2	Enterochelin	Enterochelin synthetase, component F	817	1262, 2394, 2395, 3415, 3770, 286
<i>envN</i>	4.2	Envelope	Affects envelope; defects osmotically remedied	811	1120
<i>envP</i>	90.4	Envelope	Affects envelope; defects osmotically remedied	810	1120
<i>envQ</i>	60.7	Envelope	Affects envelope; defects osmotically remedied	809	1120
<i>envR</i>	73.5	Envelope	<i>acrS</i> ; regulatory gene for <i>envCD</i> (<i>acrEF</i>)	33605	2516, 2684
<i>envT</i>	14.2	Envelope	Affects envelope; defects osmotically remedied	808	1120
<i>envY</i>	12.6	Envelope	Envelope protein involved with thermoregulation of porin	18406	2666, 2668
<i>envZ</i>	76.1	Envelope	<i>ompB</i> , <i>perA</i> , <i>tpo</i> ; inner membrane osmosensor protein; regulates production of outer membrane proteins	807	1373, 1374, 1610, 1611, 2665, 2978, 2979, 2983, 3349, 3769, 4647, 4662, 4681, 4807, 661, 816
<i>epd</i>	66.2	Erythrose-4-P dehydrogenase	<i>gapB</i> ; erythrose-4-P dehydrogenase	32089	1071, 3980, 444, 4946, 61
<i>epp</i>		E-pentapeptide	Minigene within 23S rRNA encoding functional pentapeptide; erythromycin resistance	51135	4383
<i>era</i>	58.2	<i>E. coli ras</i> -like	<i>sdgE</i> ; GTP-binding protein, essential gene	29010	2498, 25, 4137, 708
<i>esp</i>	17.3	Efficiency site for phage	Site for efficient packaging of phage T1	805	1085a
<i>evgA</i>	53.5	<i>E. coli</i> homolog of virulence gene	Multicopy on plasmid in <i>envZ</i> -deleted strain induces <i>ompC</i> expression; see <i>evgS</i>	32763	4519
<i>evgS</i>	53.5	<i>E. coli</i> homolog of virulence gene	With <i>evgA</i> , two-component regulatory system, environmentally responsive	32766	4519
<i>exbB</i>	67.9	Export	Uptake of enterochelin; resistance or sensitivity to colicins; similarity with TolQ	804	1136, 1137, 1254, 1580, 2109, 2136, 2221, 24, 3554, 481, 482
<i>exbC</i>	61.5	Export	Uptake of enterochelin; resistance or sensitivity to colicins	803	1580, 3554
<i>exbD</i>	67.9	Export	Uptake of enterochelin; resistance or sensitivity to colicins; similarity with TolR	33384	1137, 1254, 1721, 2221, 24, 482
<i>expA</i>	22.2	Export	Expression of a group of export proteins	802	944
<i>exuR</i>	69.9	Hexuronate	Negative regulatory gene for <i>exu</i> regulon (<i>exu</i> , <i>uxu</i> , <i>uxa</i>)	801	1852, 1853, 2795, 3489, 3490, 3682, 3687
<i>exuT</i>	69.9	Hexuronate	Transport of hexuronates	800	1852, 2795, 2796, 3489, 3490, 3682, 382
<i>fabA</i>	21.9	Fatty acid biosynthesis	β -hydroxydecanoylthioester dehydrase (EC 4.2.1.60)	799	870, 872
<i>fabB</i>	52.6	Fatty acid biosynthesis	<i>fabC</i> ; β -ketoacyl-acyl carrier protein synthase I (EC 2.3.1.41)	798	1380, 1381, 4056
<i>fabD</i>	24.8	Fatty acid biosynthesis	Malonyl-CoA-acyl carrier protein transacylase (EC 2.3.1.39)	797	1381, 2713, 4579
<i>fabF</i>	24.8	Fatty acid biosynthesis	<i>cvc</i> , <i>fabJ</i> , <i>vtr</i> ; β -ketoacyl-acyl carrier protein synthase II (EC 2.3.1.41)	795	1380, 1381, 3621, 4057, 4512
<i>fabG</i>	24.8	Fatty acid biosynthesis	3-Ketoacyl-ACP reductase (EC 1.1.1.100); reuse of <i>fabG</i> synonym for <i>accC</i>	31865	2315, 3253, 3621
<i>fabH</i>	24.7	Fatty acid biosynthesis	ACP synthase III	31860	3253, 3466, 4481
<i>fabI</i>	29.1	Fatty acid biosynthesis	<i>gts</i> , <i>envM</i> , <i>qmeA</i> ; enoyl-ACP reductase, NADH dependent (EC 1.3.1.9)	812	1687, 2251, 321, 322, 4502, 4734, 4735
<i>fabZ</i>	4.4	Fatty acid biosynthesis	<i>sefA</i> ; 3R-hydroxymyristoyl acyl carrier protein dehydrase	30597	2990, 3212
<i>fadA</i>	86.8	Fatty acid degradation	Thiolase I (EC 2.3.1.16)	794	1057, 3099, 4160, 4860, 4862, 762, 926
<i>fadB</i>	86.8	Fatty acid degradation	<i>oldB</i> ; 3-hydroxyacyl-CoA dehydrogenase: 3-hydroxyacyl-CoA epimerase; dodecenoyl-CoA- Δ -isomerase, enoyl-CoA hydratase; fatty acid oxidation complex, α -subunit (EC 1.1.1.35, 4.2.1.17, 5.1.2.3, and 5.3.3.8); four activities	793	1057, 3099, 3098, 4160, 4860–4862, 926
<i>fadD</i>	40.7	Fatty acid degradation	Acyl-CoA synthetase (EC 6.2.1.3)	792	1336, 371
<i>fadE</i>	4.8	Fatty acid degradation	Electron transport flavoprotein of β -oxidation	791	762
<i>fadH</i>	69.6	Fatty acid degradation	2,4-Dienoyl CoA reductase	54705	1686
<i>fadL</i>	53.0	Fatty acid degradation	<i>ttr</i> ; fatty acid transport protein, outer membrane	790	3010, 3222, 370, 372, 3796

Continued on following page

TABLE 1—Continued

Gene symbol	Map location (min)	Mnemonic for symbol	Synonyms and gene product—enzyme, RNA, or phenotype affected	CGSC no. ^d	References ^c
<i>fadR</i>	26.6	Fatty acid degradation	<i>dec</i> , <i>ole</i> , <i>thdB</i> ; negative regulatory gene for <i>fad</i> regulon, positive regulator of <i>fabA</i> ; regulates <i>aceBAK</i> , glyoxylate shunt	789	1056, 1058, 1204, 1729, 2744, 3, 4073, 4074, 4739, 762
<i>farR</i>	16.5	Fatty acyl responsive	Fatty acyl responsive regulator	36837	3566, 551
<i>fatA</i>	71.7	Fatty acid	Utilization of <i>trans</i> unsaturated fatty acids	18403	1030
<i>fabA</i>	66.1	Fructose bis-P aldolase	<i>ald</i> , <i>fdA</i> ; fructose-bisphosphate aldolase	786	326, 3560, 4076, 62
<i>fabB</i>	46.9	Fructose bis-P aldolase	<i>dhnA</i> ; fructose 1,6-bisphosphate aldolase	54836	4404, 4076
<i>fbp</i>	96.0	Fructose-bisphosphatase	<i>fdp</i> ; fructose-bisphosphatase (EC 3.1.3.11)	784	2275, 3961
<i>fcf</i>	45.8	Fucose, FX-like	Colanic acid gene cluster, fucose synthetase	55074	113
<i>fcsA</i>	86.9	Filamentous, cold sensitive	Cold-sensitive cell division mutant	787	2352
<i>fdhD</i>	88.0	Formate dehydrogenase	Homologous to <i>fdnC</i> and <i>-B</i> of <i>Salmonella</i> spp.	33972	2746, 3465, 3912, 4221
<i>fdhE</i>	87.9	Formate dehydrogenase	Homologous to <i>fdnC</i> and <i>-B</i> of <i>Salmonella</i> spp.	33978	2746, 3193, 3465, 3912, 4221
<i>fdhF</i>	92.6	Formate dehydrogenase	<i>chlF</i> , <i>fdh</i> ; formate dehydrogenase-N selenopolypeptide subunit molybdate dependence (EC 1.2.2.1), part of FHL complex	18400	3388, 360, 3736, 4798, 4799, 4964, 4965, 697
<i>fdnG</i>	33.3	Formate dehydrogenase-N	Formate dehydrogenase-N major subunit	32160	2527, 312, 313, 314, 3575, 3678, 4221
<i>fdnH</i>	33.4	Formate dehydrogenase-N	Formate dehydrogenase-N Fe-S subunit	32164	2527, 312, 313, 314, 3575, 3678, 4221, 859
<i>fdnI</i>	33.4	Formate dehydrogenase-N	Formate dehydrogenase-N cytochrome subunit	32168	2527, 312, 313, 314, 3575, 3678, 4221
<i>fdoG</i>	88.0	Formate dehydrogenase-O	Formate dehydrogenase-O subunit, major	33985	2, 3465
<i>fdoH</i>	87.9	Formate dehydrogenase-O	Formate dehydrogenase-O subunit, Fe-S	33988	2, 3465
<i>fdoI</i>	87.9	Formate dehydrogenase-O	Formate dehydrogenase-O subunit cytochrome b ₅₅₆	33991	2, 3465
<i>fdx</i>	57.2	Ferredoxin	In multicopy, suppresses negative <i>ftsH</i> mutations	40877	44
<i>feaB</i>	31.2	Phenylethylamine	Ferredoxin, cotranscribed with <i>hscBA</i> , presumably cold inducible	32984	2484, 4320, 4321
<i>feaR</i>	31.1	Phenylethylamine	<i>padA</i> ; catabolism of phenylethylamine	50925	1230, 1629
<i>fecA</i>	97.3	Iron (citrate dependent)	<i>maoB</i> ; regulates expression of <i>tynA</i> and <i>padA</i>	783	114, 1870, 3536, 4558, 4569, 4629, 4962
<i>fecB</i>	97.2	Iron (citrate dependent)	Citrate-dependent iron transport, outer membrane receptor	782	1870, 3536, 4190, 4569, 4962
<i>fecC</i>	97.2	Iron (citrate dependent)	Citrate-dependent iron transport, periplasmic protein	35620	4190, 4569, 4558
<i>fecD</i>	97.2	Iron (citrate dependent)	Transport gene	18394	3536, 4190, 4569, 4558
<i>fecE</i>	97.2	Iron (citrate dependent)	Citrate-dependent iron transport, membrane bound	35617	4190, 4569, 4558
<i>fecI</i>	97.3	Iron (citrate dependent)	Transport gene	35630	114, 4569, 4558
<i>fecR</i>	97.3	Iron (citrate dependent)	Transport gene mediating induction by iron	35627	4558, 4569
<i>feoA</i>	76.3	Ferrous iron	Regulatory gene mediating induction by iron	28964	1638, 2107
<i>feoB</i>	76.3	Ferrous iron	Ferrous iron uptake system	28967	1638, 2107
<i>fepA</i>	13.1	Ferrienterobactin permease	Membrane protein of ferrous iron uptake system	18388	1261, 1863, 2669, 3325, 3416, 3429, 3554, 4013, 4780, 786
<i>fepB</i>	13.4	Ferrienterobactin permease	<i>cbr</i> , <i>cbr</i> ; outer membrane component of ferribactin transport system	18385	3325, 3428, 3429, 4013, 4202, 4780, 486, 501
<i>fepC</i>	13.3	Ferrienterobactin permease	Periplasmic component of ferrienterobactin transport system	4987	3325, 3326, 3428, 4013
<i>fepD</i>	13.4	Ferrienterobactin permease	Cytoplasmic membrane component of ferrienterobactin transport	18382	1863, 3325, 4013
<i>fepE</i>	13.3	Ferrienterobactin permease	Ferrienterobactin permease, membrane-bound subunit	18379	3325, 4013
<i>fepG</i>	13.4	Ferrienterobactin permease	Ferric enterobactin uptake	31162	717, 4013
<i>fes</i>	13.2	Iron	Ferrienterobactin permease, membrane-bound subunit	780	1261, 1777, 1863, 2394, 2395, 3415, 3416, 786
<i>fexB</i>	86.7	F exclusion	Enterochelin esterase	778	2499
<i>ffh</i>	59.2	54-kDa homolog (4.5S particle)	Affects ArcA phenotype	33006	2695, 325, 3407, 3419, 3488, 3520
<i>ffs</i>	10.2	4.5S	4.5S-RNP protein; RNP has mammalian protein-targeting counterpart: SRP	18373	1064, 1834, 2695, 534
<i>fhIA</i>	61.5	Formate hydrogen-lyase	4.5S rRNA; mammalian counterpart, SRP, includes 4.5S RNA; cotranslational integration of proteins into membrane	18370	1800, 1801, 1957, 3745, 3852, 3853, 3907, 3909
<i>fhIB</i>	95.1	Formate hydrogen-lyase	Transcription factor, formate hydrogen lyase system activator, global regulator, <i>hyc</i> , <i>hyp</i>	36851	2821
<i>fhuA</i>	3.6	Ferric hydroxamate uptake	Formate hydrogen-lyase; activated by fhIA	777	1216, 2081, 2219, 2221, 2220, 2652, 2653, 457, 483, 485, 486, 849, 850

Continued on following page

TABLE 1—Continued

Gene symbol	Map location (min)	Mnemonic for symbol	Synonyms and gene product—enzyme, RNA, or phenotype affected	CGSC no. ^d	References ^c
<i>fhuB</i>	3.7	Ferric hydroxamate uptake	Hydroxamate-dependent iron uptake, cytoplasmic membrane component; mutants albomycin resistant	776	1216, 2081, 2330, 3544, 486
<i>fhuC</i>	3.7	Ferric hydroxamate uptake	Hydroxamate-dependent iron uptake, cytoplasmic membrane component; mutants albomycin resistant	11187	1216, 486, 566, 848
<i>fhuD</i>	3.7	Ferric hydroxamate uptake	Hydroxamate-dependent iron uptake, cytoplasmic membrane component; mutants albomycin resistant	11184	1216, 3712, 486, 566, 848
<i>fhuE</i>	25.0	Ferric hydroxamate uptake	Outer membrane receptor for ferric-rhodotorulic acid	18367	1636, 3881, 3882
<i>fhuF</i>	99.2	Ferric hydroxamate uptake	Ferric hydroxamate transport	18364	1639, 3033
<i>fic</i>	75.2	Filamentation-cAMP	Filamentation in presence of cyclic AMP, in mutants	18361	2302, 4521
<i>fimA</i>	97.9	Fimbriae	<i>fimD</i> , <i>pilA</i> ; fimbrin type 1, major structural subunit; phase variation	18358	1142, 1304, 1305, 1634, 2261, 2264, 5
<i>fimB</i>	97.8	Fimbriae	<i>pil</i> ; recombinase? regulatory gene for <i>fimA</i>	18355	1072, 1142, 1347, 1348, 2262, 2264, 2838
<i>fimC</i>	97.9	Fimbriae	<i>pil</i> , <i>pilB</i> ; biosynthesis of fimbriae; periplasmic chaperone for type 1 fimbriae	18352	2038, 2263, 2264
<i>fimD</i>	97.9	Fimbriae	<i>pil</i> , <i>pilC</i> ; export and assembly of type 1 fimbrial outer membrane protein	18349	2264
<i>fimE</i>	97.9	Fimbriae	<i>pilH</i> ; recombinase? regulatory gene for expression of <i>fimA</i>	18346	1072, 1142, 1347, 1348, 2262, 2838
<i>fimF</i>	98.0	Fimbriae	<i>pilD</i> ; fimbrin type 1 minor component; fimbrial morphology, assembly	18343	2265, 3779
<i>fimG</i>	98.0	Fimbriae	<i>pilD</i> ; fimbrin type 1 minor component; pilus length; perhaps inhibits polymerization in pilus assembly	18340	2265, 3779
<i>fimH</i>	98.0	Fimbriae	<i>pilE</i> ; membrane-specific adhesin (lectin); major fimbrial subunit; mediates mannose-binding	18337	1634, 1655, 2265, 2343, 6
<i>fimI</i>	97.9	Fimbriae	Fimbria related	35633	2261
<i>fipB</i>	86.0	F1 phage	Morphogenesis of phage F1	18334	2629
<i>fipC</i>	75.0	F1 phage	Morphogenesis of phage F1	18331	2629
<i>fis</i>	73.5	Factor for inversion stimulation	<i>nbp</i> ; transcriptional activator for rRNA operons; bends DNA; interacts with RNAP; nucleoid-associated protein	18328	1195, 1244, 1430, 1456, 1464, 1465, 1496, 170, 2280, 2779, 3403, 3742, 443, 4767, 4814, 4815, 4943
<i>fiu</i>	18.1	Ferric iron uptake	Outer membrane protein, ferric iron uptake	18325	1636
<i>fixA</i>	0.9	Sequence similar to those of N-fixation genes	Related to carnitine metabolism; amino acid similarity to <i>Rhizobium fix</i> gene	53111	1132, 550
<i>fixB</i>	0.9	Sequence similar to those of N-fixation genes	Related to carnitine metabolism; amino acid similarity to <i>Rhizobium fix</i> gene	53114	1132, 550
<i>fixC</i>	1.0	Sequence similar to those of N-fixation genes	Related to carnitine metabolism; amino acid similarity to <i>Rhizobium fix</i> gene	53117	1132, 550
<i>fixX</i>	1.0	Sequence similar to those of N-fixation genes	Related to carnitine metabolism; amino acid similarity to <i>Rhizobium fix</i> gene	53121	1132, 550
<i>flkB</i>	95.4	FKBP-like	Periplasmic PPIase, of FK506-binding protein type (EC 5.2.1.8); contains pipecolic acid residue	48137	3584
<i>fkpA</i>	74.9	FK506-binding protein	Protein that binds immunosuppressive drug FK506, a peptidomacrolide, MIP-like	36042	1809, 2964
<i>fldA</i>	15.3	Flavodoxin	Flavodoxin	31496	3306
<i>flgA</i>	24.3	Flagella	<i>flaU</i> ; flagellar synthesis; flagellar regulon member	756	1892, 2305
<i>flgB</i>	24.4	Flagella	<i>flbA</i> ; flagellar synthesis; flagellar regulon member	750	2309
<i>flgC</i>	24.4	Flagella	<i>flaW</i> ; flagellar synthesis; flagellar regulon member; basal body protein	754	2309
<i>flgD</i>	24.4	Flagella	<i>flaV</i> ; flagellar synthesis; flagellar regulon member; basal body rod modification	755	2309, 2307
<i>flgE</i>	24.4	Flagella	<i>flaK</i> ; flagellar hook subunit protein; flagellar regulon member	766	2308, 2309, 2307
<i>flgF</i>	24.4	Flagella	<i>flaX</i> ; flagellar synthesis; flagellar regulon member; basal body rod protein	753	2309
<i>flgG</i>	24.4	Flagella	<i>flaL</i> ; flagellar synthesis; flagellar regulon member; basal body rod protein	765	2307, 2309
<i>flgH</i>	24.5	Flagella	<i>flaY</i> ; flagellar synthesis, basal body L-ring protein	752	2039, 2309

Continued on following page

TABLE 1—Continued

Gene symbol	Map location (min)	Mnemonic for symbol	Synonyms and gene product—enzyme, RNA, or phenotype affected	CGSC no. ^d	References ^c
<i>flgI</i>	24.5	Flagella	<i>flaM</i> ; flagellar regulon member; basal body P-ring protein	764	2039, 2307, 2309
<i>flgJ</i>	24.5	Flagella	<i>flaZ</i> ; flagellar synthesis; flagellar regulon member	751	2704
<i>flgK</i>	24.5	Flagella	<i>flaS</i> ; flagellar synthesis; flagellar regulon member; hook-associated protein I	758	2307
<i>flgL</i>	24.6	Flagella	<i>flaT</i> ; flagellar synthesis; flagellar regulon member; hook-associated protein	757	2307
<i>flgM</i>	24.3	Flagella	<i>anti-σ</i> factor regulator of FlhD	53436	532
<i>flgN</i>	24.3	Flagella	FlgN flagellar synthesis protein	53440	532
<i>flhA</i>	42.3	Flagella	<i>flaH</i> ; flagellar synthesis; flagellar regulon member	768	2704
<i>flhB</i>	42.3	Flagella	<i>flaG</i> ; flagellar synthesis; flagellar regulon member	769	2704, 86
<i>flhC</i>	42.6	Flagella	<i>flaI</i> ; flagellar synthesis; regulatory gene	767	246, 2589, 2590, 40
<i>flhD</i>	42.6	Flagella	<i>flbB</i> ; regulatory gene, flagellum-specific σ factor, transcriptional activator of Fla class II operons	749	246, 2589, 2590, 3547
<i>fliA</i>	43.1	Flagella	<i>flaD</i> , <i>rpoF</i> ; regulation of late gene expression; σ transcription factor for class 3a and 3b operons	771	1925, 2083, 2305, 2369, 2591, 2623, 2704
<i>fliC</i>	43.1	Flagella	<i>flaF</i> , <i>hag</i> ; flagellin, structural gene; flagellar regulon member	649	1623, 2382, 4316
<i>fliD</i>	43.2	Flagella	<i>flbC</i> ; hook-associated protein 2, axial family; flagellar regulon member	748	2172
<i>fliE</i>	43.3	Flagella	<i>flaN</i> ; flagellar synthesis; basal body component	763	2704, 3041
<i>fliF</i>	43.4	Flagella	<i>flaBI</i> ; flagellar basal body M-ring protein	17707	1891, 2304, 2306, 247, 4065
<i>fliG</i>	43.4	Flagella	<i>flaBII</i> ; motor switching and energizing	18322	1891, 2304, 2306, 247, 2601, 2785, 3720, 4065
<i>fliH</i>	43.4	Flagella	<i>flaBIII</i> ; flagellar biosynthesis	18319	1891, 2304, 2306, 247, 4065
<i>fliI</i>	43.4	Flagella	<i>flaC</i> ; flagellar biosynthesis	772	247
<i>fliJ</i>	43.5	Flagella	<i>flaO</i> ; flagellar biosynthesis	762	247
<i>fliK</i>	43.5	Flagella	<i>flaE</i> ; hook filament junction; controls hook length	770	2171, 2172, 247, 2704
<i>fliL</i>	43.5	Flagella	<i>flaAI</i> ; flagellar biosynthesis	18316	2370, 247, 2739, 3580
<i>fliM</i>	43.5	Flagella	<i>cheC</i> , <i>flaA</i> ; flagellar synthesis, motor switching and energizing	774	2370, 2785, 777
<i>fliN</i>	43.5	Flagella	<i>motD</i> ; flagellar switch protein	18313	2739
<i>fliO</i>	43.5	Flagella	<i>flbD</i> ; flagellar synthesis; flagellar regulon member	17510	2704, 2738, 2739
<i>fliP</i>	43.5	Flagella	<i>flaR</i> ; flagellar synthesis; flagellar regulon member	759	2738, 2739
<i>fliQ</i>	43.6	Flagella	<i>flaQ</i> ; flagellar synthesis; flagellar regulon member	760	2739
<i>fliR</i>	43.6	Flagella	<i>flaP</i> ; flagellar synthesis; flagellar regulon member	761	2738, 2739
<i>fliS</i>	43.2	Flagella	Flagellar synthesis; flagellar regulon member	30736	2172
<i>fliT</i>	43.2	Flagella	Flagellar synthesis; flagellar regulon member	30739	2172
<i>fliY</i>	43.1	Flagella	Not required for motility; may regulate FliA (σ^F)	49936	3080
<i>fliZ</i>	43.1	Flagella	Not required for motility; may regulate FliA (σ^F)	49933	3080
<i>flk</i>	52.5	Flagella	<i>div</i> ; transcribed divergently from <i>pdxB</i> , promoters overlapping, <i>Salmonella</i> homolog functions in sensing flagellar assembly stage	32751	2134, 3930
<i>flu</i>	44.6	Flagella	Antigen 43, phase-variable bipartite outer membrane protein; affects surface properties, piliation, colonial morphology; unstable gene	746	1712, 1712a, 2704
<i>fmt</i>	74.0	fMet-tRNA formyltransferase	Methionyl-tRNA formyltransferase (EC 2.1.2.9)	33616	1562, 1563, 2748, 2830, 2870, 3609
<i>fnr</i>	30.1	Fumarate-nitrate-reductase	<i>frdB</i> , <i>nirA</i> , <i>nirR</i> , <i>ossA</i> ; regulatory gene for nitrite and nitrate reductases, hydrogenase, fumarate reductase	745	2878, 3611, 3863, 4008, 4009, 4010, 4153, 4216
<i>focA</i>	20.5	Formate channel	Membrane protein	31732	2088, 4294
<i>focB</i>	56.3	Formate channel	Membrane protein, formate transporter of <i>hyf</i> operon	55723	108a

Continued on following page

TABLE 1—Continued

Gene symbol	Map location (min)	Mnemonic for symbol	Synonyms and gene product—enzyme, RNA, or phenotype affected	CGSC no. ^d	References ^c
<i>folA</i>	1.1	Folate	<i>tmrA</i> ; trimethoprim resistance; dihydrofolate reductase (EC 1.5.1.3)	744	106, 1962, 3437, 3728, 380, 4014, 4112, 4113, 4114
<i>folC</i>	52.4	Folate	Dihydrofolate:folylpolyglutamate synthetase (EC 6.3.2.12)	17704	1228, 3211, 409
<i>folD</i>	12.0	Folate	<i>ads</i> ; methenyltetrahydrofolate dehydrogenase/cyclohydrolase (EC 1.5.1.5, EC 3.5.4.9)	31127	1052, 932
<i>folE</i>	48.3	Folate	GTP cyclohydrolase I	32718	2170
<i>folK</i>	3.4	Folate	Dihydro-hydroxymethylpterin pyrophosphokinase	29572	4341
<i>folP</i>	71.6	Folate	Dihydropteroate synthase (EC 2.5.1.15)	29566	4312, 910, 911
<i>folX</i>	52.1	Folate	Dihydroneopterin triphosphate epimerase	54773	1668
<i>fpr</i>	88.6	Ferredoxin NADP ⁺ reductase	<i>mvrA</i> ; ferredoxin NADP ⁺ reductase; anaerobic	18127	3002, 344, 4474
<i>frdA</i>	94.4	Fumarate reductase	Fumarate reductase flavoprotein subunit (EC 1.3.99.1)	742	1116, 1540, 2041, 2614, 396, 793, 796, 797, 798, 801
<i>frdB</i>	94.4	Fumarate reductase	Fumarate reductase iron-sulfur protein subunit (EC 1.3.99.1)	741	1540, 2041, 2614, 663, 796, 797, 801
<i>frdC</i>	94.3	Fumarate reductase	Fumarate reductase membrane anchor polypeptide (EC 1.3.99.1)	740	1540, 2041, 2486, 663, 796
<i>frdD</i>	94.3	Fumarate reductase	Fumarate reductase membrane anchor polypeptide (EC 1.3.99.1)	739	1540, 2041, 2486, 663, 796
<i>frr</i>	4.2	Factor for ribosome recycling	Ribosome recycling factor; essential gene; dissociates ribosomes from mRNA after termination of translation	30590	1739, 1880, 1881, 1991, 4033
<i>fruA</i>	48.7	Fructose	<i>ptsF</i> ; fructosephosphotransferase enzyme II	350	1396, 3538
<i>fruB</i>	48.7	Fructose	<i>fruF</i> ; fructosephosphotransferase enzyme III	17515	1396, 3646
<i>fruK</i>	48.7	Fructose	<i>fpk</i> , <i>fruF</i> ; fructose-1-phosphate kinase (EC 2.7.1.3)	743	1061, 1396, 2925, 428
<i>fruR</i>	1.9	Fructose	<i>fruC</i> , <i>shl</i> , <i>cra</i> ; regulatory gene for <i>fru</i> operon, other catabolite-regulated genes	18304	1396, 1982, 2324, 3611, 3797, 397
<i>fsr</i>	10.8	Fosmidomycin resistance	Amplification confers fosmidomycin resistance	49279	1329
<i>ftn</i>	42.8	Ferritin	<i>gen-165</i> , <i>rsgA</i> ; ferritin	32521	1846, 1970
<i>ftsA</i>	2.2	Filamentation, temperature sensitive	<i>divA</i> ; cell division, septation	738	1024, 17, 2036, 2675, 2676, 2689, 279, 3691, 3693, 4274, 4589, 4882, 57, 621
<i>ftsE</i>	77.6	Filamentation, temperature sensitive	Cell division; ATP-binding protein	736	1429, 3821
<i>ftsI</i>	2.0	Filamentation, temperature sensitive	<i>pbpB</i> , <i>sep</i> ; peptidoglycan synthetase; penicillin-binding protein 3	423	1439, 1642, 2071, 279, 2889, 3107
<i>ftsJ</i>	71.7	Filamentation, temperature sensitive	Cell division and growth; heat inducible	33511	3250
<i>ftsK</i>	20.1	Filamentation, temperature sensitive	Cell division and growth, septation; NA-binding membrane protein; homology with <i>B. subtilis</i> SpoIIIE protein; filamentous growth mutants, suppressed by <i>dacA</i> deletion; promoter region <i>dinH</i>	40896	1046, 2519, 278, 4908
<i>ftsL</i>	2.0	Filamentation, temperature sensitive	Cell division and growth; essential gene; cytoplasmic membrane protein	30402	1588, 1929, 2071, 238
<i>ftsN</i>	88.8	Filamentation, temperature sensitive	<i>msgA</i> ; essential gene; cell division and growth; multicopy suppresses <i>ftsA12</i>	34153	16, 903
<i>ftsQ</i>	2.2	Filamentation, temperature sensitive	Cell division and growth of wall at septum	734	1024, 2071, 277, 279, 3691, 3692, 4240, 4882, 57
<i>ftsW</i>	2.1	Filamentation, temperature sensitive	Cytoplasmic membrane required for PBP 2 expression; homology to <i>rodA</i>	30409	1896, 2071, 2209, 2210
<i>ftsX</i>	77.6	Filamentation, temperature sensitive	<i>ftsS</i> ; cell division	18298	1429
<i>ftsY</i>	77.6	Filamentation, temperature sensitive	Cell division	18295	1429, 2381, 2656, 3520
<i>ftsZ</i>	2.3	Filamentation, temperature sensitive	<i>sfkB</i> , <i>sulB</i> ; cell division and growth; initiation of septation; GTP binding protein	143	1024, 1377, 17, 1978, 2036, 2071, 2674, 2677, 2689, 279, 339, 341, 3443, 3516, 3614, 3623, 4274, 4589, 4881, 4882, 57, 621, 901, 902
<i>fucA</i>	63.2	Fucose	<i>fucC</i> ; L-fucose-1-phosphate aldolase	17701	2650, 4089, 4955, 669, 713, 714
<i>fucI</i>	63.2	Fucose	L-Fucose isomerase	10878	2650, 4955, 713, 714
<i>fucK</i>	63.3	Fucose	L-Fucose kinase (EC 2.7.1.51)	10881	2650, 4955, 713, 714
<i>fucO</i>	63.2	Fucose	L-1,2-Propanediol oxidoreductase	17698	2650, 4089, 4955, 713, 714

Continued on following page

TABLE 1—Continued

Gene symbol	Map location (min)	Mnemonic for symbol	Synonyms and gene product—enzyme, RNA, or phenotype affected	CGSC no. ^d	References ^c
<i>fucP</i>	63.2	Fucose	<i>prf</i> ; fucose permease	10875	2650, 4089, 4955, 669, 713, 714
<i>fucR</i>	63.3	Fucose	Positive regulatory protein for <i>fuc</i> regulon	10884	2650, 4090, 4955, 713, 714
<i>fumA</i>	36.3	Fumarate	Fumarase A, aerobic	18292	1555, 2932, 2933, 3357
<i>fumB</i>	93.6	Fumarate	Fumarase B, anaerobic; regulatory gene?	18289	1552, 1555, 292
<i>fumC</i>	36.3	Fumarate	Fumarase C, aerobic; member of <i>soxRS</i> regulon	15273	1552, 2568, 3357
<i>fur</i>	15.3	Ferric uptake regulation	Ferric iron uptake, negative regulatory gene	18286	1637, 1777, 198, 199, 3178, 3891, 978
<i>fusA</i>	74.8	Fusidic acid	<i>far</i> ; fusidic acid resistance; protein chain elongation factor G	732	1815, 2383, 3498, 4929
<i>fusB</i>	14.5	Fusidic acid	Fusidic acid resistance; pleiotropic effects on RNA synthesis and ribosomes, ribosomal protein S6	731	1923a, 4332a
<i>gabC</i>	60.1	γ -Aminobutyrate	Utilization of GABA as N source; regulatory for <i>gab?</i>	730	1082, 2911, 2912
<i>gabD</i>	60.1	γ -Aminobutyrate	Succinate-semialdehyde dehydrogenase; NADP dependent (EC 1.2.1.16)	729	2911, 2912, 3179
<i>gabP</i>	60.2	γ -Aminobutyrate	GABA permease, membrane protein	728	2239, 2911, 2912
<i>gabT</i>	60.2	γ -Aminobutyrate	Aminobutyrate aminotransferase (EC 2.6.1.19)	727	249, 2911, 2912
<i>gadA</i>	79.0	Glutamate deCase	<i>gadS?</i> glutamate decarboxylase (EC 4.1.1.15)	32191	4111
<i>gadB</i>	33.8	Glutamate deCase	Glutamate decarboxylase (EC 4.1.1.15)	32194	4111
<i>gadR</i>	79.6	Glutamate deCase	Regulatory gene for <i>gat?</i>	726	2670, 2758
<i>galE</i>	17.0	Galactose	UDP-galactose 4-epimerase; hexose-1-phosphate uridylyltransferase (EC 2.7.7.12)	724	2456, 2485, 31, 4678, 4693, 581
<i>galF</i>	45.5	Galactose	<i>wcaN</i> ; not required for colanic acid synthesis; putative UTP-glucose-P-uridylyltransferase (<i>galU</i>) regulatory subunit	53092	2771, 4209
<i>galK</i>	17.0	Galactose	Galactose resistance; galactokinase (EC 2.7.1.6)	723	225, 2456, 3792, 4285, 4693, 4876, 993, 994
<i>galM</i>	17.0	Galactose	Aldose-1-epimerase (mutarotase)	35171	456
<i>galP</i>	66.5	Galactose	D-Galactose/H ⁺ symporter	722	4693
<i>galR</i>	64.1	Galactose	Repressor of <i>galETK</i> operon; regulates low-affinity transport; Gal repressor	721	1395, 2491, 2708, 3792, 4613, 4691, 4692, 4693, 4953, 584
<i>galS</i>	48.3	Methyl-galactoside	<i>mglD?</i> utilization of methylgalactoside; negative regulation of high-affinity transport; Gal isorepressor; represses <i>mgl</i>	499	1395, 3684, 3751, 4693
<i>galT</i>	17.0	Galactose	<i>galB</i> ; galactose-1-phosphate uridylyltransferase; (EC 2.7.7.10)	720	2095, 2371, 2456, 2485, 2491, 4693, 839
<i>galU</i>	27.8	Galactose	Glucose-1-P uridylyltransferase (UDP-glucose pyrophosphorylase) (EC 2.7.7.9), regulatory	719	1168, 1299, 1547, 3989, 4678, 4704
<i>gapA</i>	40.1	Glyceraldehyde phosphate dehydrogenase	<i>gad</i> ; glyceraldehyde 3-P dehydrogenase A (EC 1.2.1.12); horizontal transfer? similar to eukaryotic GAPDH	718	1071, 2438, 3149, 3980, 480
<i>gapC</i>	32.1	Glyceraldehyde phosphate dehydrogenase	<i>gad</i> ; glyceraldehyde 3-phosphate dehydrogenase C (EC 1.2.1.12)	53105	1747
<i>garA</i>	15.8	Glucarate	D-Glucarate utilization	717	3690
<i>garB</i>	3.6	Glucarate	D-Glucarate utilization	716	3690
<i>gatA</i>	46.8	Galactitol	Galactitol-specific enzyme IIA of phosphotransferase system (PTS)	715	1015, 2058, 2565, 2925, 3202, 3644, 429
<i>gatB</i>	46.8	Galactitol	Galactitol-specific enzyme IIB of PTS	32559	3202
<i>gatC</i>	46.8	Galactitol	Galactitol-specific enzyme IIC of PTS	714	2058, 2565, 2925, 3202, 429
<i>gatD</i>	46.8	Galactitol	Galactitol-1-phosphate dehydrogenase	713	2058, 2565, 2925, 3202, 429
<i>gatR</i>	46.7	Galactitol	Regulatory gene for <i>gat</i>	32562	3202
<i>gatY</i>	46.8	Galactitol	D-Tagatose-1,6-bisphosphate aldolase	53142	3202
<i>gatZ</i>	46.8	Galactitol	Function unknown	53139	3202
<i>gcd</i>	3.0	Glucose dehydrogenase	Glucose dehydrogenase (pyrroloquinoline-quinone) (EC 1.1.99.17); inner membrane	30502	4825, 782
<i>gcl</i>	11.5	Glyoxylate carboligase	Glyoxylate carboligase (EC 4.1.1.47)	31107	677
<i>gcpE</i>	56.9	Gene coding for protein E	Apparently essential gene	32909	205
<i>gcvA</i>	63.4	Glycine cleavage	<i>trans</i> -Acting protein, responsible for glycine-induced activation of <i>gcv</i> , perhaps repression in the presence of inosine	28676	4756, 4757, 4758
<i>gcvH</i>	65.7	Glycine cleavage	Glycine cleavage, carrier of aminomethyl group	28664	4192, 4194
<i>gcvP</i>	65.6	Glycine cleavage	Glycine dehydrogenase (decarboxylating) (EC 1.4.4.2)	28661	3280

Continued on following page

TABLE 1—Continued

Gene symbol	Map location (min)	Mnemonic for symbol	Synonyms and gene product—enzyme, RNA, or phenotype affected	CGSC no. ^d	References ^c
<i>gcvR</i>	56.0	Glycine cleavage	Regulatory gene	40204	1416, 1417
<i>gcvT</i>	65.7	Glycine cleavage	Aminomethyl transferase, tetrahydrofolate dependent (EC 2.1.2.10)	28667	3280, 4192, 4193
<i>gdhA</i>	39.7	Glutamate dehydrogenase	Glutamate dehydrogenase	712	1707, 265, 2857, 3844, 4539, 4540, 853, 968
<i>gef</i>	0.4	Gene expression fatal	Small toxic membrane polypeptide; multimeric	30252	2012, 3507, 3508, 3509, 3510
<i>ggt</i>	77.2	γ -Glutamyltranspeptidase	γ -Glutamyltranspeptidase (EC 2.3.2.2)	18280	1663, 4303, 4304, 4305, 4306
<i>gidA</i>	84.5	Glucose-inhibited division	Glucose effects on cell division, perhaps replication	18277	2275, 3245, 4635, 556
<i>gidB</i>	84.5	Glucose-inhibited division	Glucose effects on cell division, perhaps replication	18274	2275, 3180, 3245, 4635
<i>gip</i>	11.5	Glyoxylate-induced protein	Induced by glyoxylate, downstream of <i>gcl</i>	49283	677
<i>glcB</i>	67.2	Glycolate	Malate synthase G (EC 4.1.3.2)	711	3396
<i>glcC</i>	67.4	Glycolate	Regulatory gene	49985	3396
<i>glcD</i>	67.3	Glycolate	Regulatory protein, transcriptional activator	49982	3396
<i>glcE</i>	67.3	Glycolate	<i>glcF</i> (frameshifted segment of <i>glcE</i>); glycolate oxidase subunit, FeS protein	49979	3396
<i>glcG</i>	67.3	Glycolate	Unknown function	49974	3396
<i>gldA</i>	89.1	Glycerol dehydrogenase	Glycerol dehydrogenase, NAD ⁺ dependent	34147	395, 4473
<i>glf</i>	45.4	Galactofuranose	UDP-galactopyranose mutase (EC 5.4.99.9)	54669	3137
<i>glgA</i>	76.8	Glycogen	Glycogen synthase (EC 2.4.1.21)	710	2084, 2364, 2432, 3281, 3721, 3722, 4854
<i>glgB</i>	76.9	Glycogen	1,4- α -Glucan branching enzyme (EC 2.4.1.18)	709	196, 2432, 3721, 3722, 3820
<i>glgC</i>	76.9	Glycogen	Glucose-1-phosphate adenylyltransferase (EC 2.7.7.27)	708	195, 2432, 3721, 3722, 3281
<i>glgP</i>	76.8	Glycogen	α -Glucan phosphorylase (EC 2.4.1.1)	33653	4907, 742
<i>glgS</i>	68.8	Glycogen	Glycogen synthesis protein, controlled by σ^S (stationary phase) and cAMP	29727	1719, 4854
<i>glgX</i>	76.9	Glycogen	Glycogen debranching enzyme	53576	4854
<i>glk</i>	54.0	Glucokinase	Glucokinase; (EC 2.7.1.2)	707	539, 890
<i>glmM</i>	71.6	Glucosamine	<i>mrsA</i> ; phosphoglucosamine mutase; essential gene; UDP-GlcNAc path, peptidoglycan, lipopolysaccharide synthesis; mRNA stability effects	47201	2893, 4658
<i>glmS</i>	84.3	Glucosamine	Glucosamine-6-phosphate synthase (EC 2.6.1.16)	706	3464, 4611, 4635
<i>glmU</i>	84.3	Glucosamine	Bifunctional glucosamine-1-phosphate acetyltransferase and <i>N</i> -acetylglucosamine-1-P uridylyltransferase	29106	2891, 2892
<i>glmX</i>	26.2	Glucosamine	Affects suppression of <i>glmS</i> mutations by <i>nagB</i>	36538	4601
<i>gluA</i>	87.4	Glutamine	Glutamine synthetase (EC 6.3.1.2)	705	1579, 192, 2705, 2706, 2710, 2849, 2952, 3072, 3336, 3645, 3695, 3750, 813, 852, 853
<i>gluB</i>	57.9	Glutamine	PII regulatory protein for glutamine synthetase	32933	1683, 2578, 4132, 4555, 555
<i>gluD</i>	4.0	Glutamine	Uridylyltransferase	704	1359, 4556
<i>gluE</i>	68.9	Glutamine	GS adenylyl transferase (EC 2.7.7.42)	33468	4555
<i>gluG</i>	87.3	Glutamine	<i>gluT</i> , <i>ntrC</i> ; nitrogen regulator I	702	192, 2705, 2706, 2707, 2710, 2849, 2952, 3335, 3336
<i>gluH</i>	18.2	Glutamine	Periplasmic glutamine-binding protein	18271	3206, 3207
<i>gluK</i>	10.2	Glutamine	Regulated through NRI/NRII two-component regulatory system	38502	4554, 4557
<i>gluL</i>	87.4	Glutamine	<i>gluR</i> , <i>ntrB</i> ; bifunctional protein kinase/phosphatase nitrogen regulator II, NRII	701	159, 192, 2706, 2707, 2710, 2848, 2849, 2952, 3207, 3336, 3645, 3695, 4510, 711
<i>gluP</i>	18.2	Glutamine	L-Glutamate periplasmic binding protein; transport; methionine sulfoximine resistance	700	2792, 3207, 4695, 4696
<i>gluQ</i>	18.2	Glutamine	Glutamine high-affinity transport system	18268	3207
<i>gluR</i>	24.1	Glutamine	Glutamine transport	699	724
<i>gluS</i>	15.2	Glutamine	Glutamyl-tRNA synthetase (EC 6.1.1.18)	698	136, 3454, 3709, 4846, 1776
<i>gluT</i>	78.0	Glutamine	Levels of glutamine tRNA ₁ and glutamine synthetase	697	3001
<i>gluU</i>	15.0	Glutamine	<i>gluUα</i> ; <i>su_B</i> , <i>supB</i> (ochre [UAA] suppression); glutamine tRNA ₁ , tandem duplication	696	1285, 1915, 2313, 3102, 3103, 3454
<i>gluV</i>	15.0	Glutamine	<i>gluVα</i> ; <i>Su₁₁</i> , <i>Su2</i> , <i>supE</i> (amber suppression); glutamine tRNA ₂ , tandem duplication (VX)	695	1122a, 1285, 1915, 1916, 2313, 3102, 3103, 3454

Continued on following page

TABLE 1—Continued

Gene symbol	Map location (min)	Mnemonic for symbol	Synonyms and gene product—enzyme, RNA, or phenotype affected	CGSC no. ^d	References ^c
<i>glnW</i>	15.0	Glutamine	<i>glnUβ</i> ; <i>su_B</i> , <i>supB</i> (ochre [UAA] suppression); glutamine tRNA ₁ , tandem duplication (UW)	37440	1122a, 3001
<i>glnX</i>	15.0	Glutamine	<i>glnVβ</i> ; <i>Su₁₁</i> , <i>Su2</i> , <i>supE</i> (amber suppression); glutamine tRNA ₂ , tandem duplication (VX)	37443	1122a, 1285, 1915, 1916, 2313, 3102, 3103, 3454
<i>gloA</i>	37.2	Glyoxalase	Glyoxalase I	39135	2703, 952
<i>glpA</i>	50.7	Glycerol phosphate	Glycerol-3-phosphate dehydrogenase (anaerobic) large subunit (EC 1.1.99.5)	694	1130, 2424, 3936, 799
<i>glpB</i>	50.7	Glycerol phosphate	<i>sn</i> -Glycerol-3-phosphate dehydrogenase (anaerobic) subunit (EC 1.1.99.5); membrane anchor	17692	1130, 4566, 799
<i>glpC</i>	50.7	Glycerol phosphate	<i>sn</i> -Glycerol-3-phosphate dehydrogenase (anaerobic) small subunit (EC 1.1.99.5)	17695	1130, 799
<i>glpD</i>	76.7	Glycerol phosphate	<i>glyD</i> ; glycerol-3-phosphate dehydrogenase (aerobic) (EC 1.1.99.5)	693	171, 2491, 3940, 3942, 3947
<i>glpE</i>	76.7	Glycerol phosphate	Gene of <i>glp</i> regulon	18265	3942, 4926
<i>glpF</i>	88.7	Glycerol phosphate	Glycerol facilitator	692	4313
<i>glpG</i>	76.7	Glycerol phosphate	Gene of <i>glp</i> regulon	18262	3942, 4926
<i>glpK</i>	88.7	Glycerol phosphate	Glycerol kinase (EC 2.7.1.30)	691	324, 3413, 3414, 3798, 3940, 827
<i>glpQ</i>	50.6	Glycerol phosphate	Glycerol-3-phosphate diesterase, periplasmic	690	2424, 2426, 4428
<i>glpR</i>	76.7	Glycerol phosphate	Repressor of <i>glp</i> operon	688	3940, 3942, 3950, 4926, 743
<i>glpT</i>	50.6	Glycerol phosphate	<i>sn</i> -Glycerol-3-phosphate permease	689	1130, 1138, 1581, 1620, 2424, 2477, 2931, 334, 3936, 4571, 4753, 4827
<i>glpX</i>	88.6	Glycerol phosphate	May be involved in glycerol metabolism but not required for growth on glycerol	30884	4474
<i>gltA</i>	16.2	Glutamate	<i>glt</i> , <i>icdB</i> ; citrate synthase (EC 4.1.3.7)	687	1549, 1708, 1859, 2396, 3151, 3356, 402, 4149, 4741, 4773
<i>gltB</i>	72.3	Glutamate	<i>aspB</i> , <i>ossB</i> ; glutamate synthase, large subunit (EC 1.4.1.13)	686	1172, 1363, 2644, 3288, 3863, 657, 853
<i>gltD</i>	72.4	Glutamate	<i>aspB</i> , <i>ossB</i> ; glutamate synthase, small subunit	17689	1363, 3288, 3863, 657
<i>gltE</i>	81.4	Glutamate	Glutamyl-tRNA synthetase; possible regulatory subunit	685	3062
<i>gltF</i>	72.4	Glutamate	<i>ossB</i> ; regulatory gene?	18259	657
<i>gltH</i>	21.8	Glutamate	Growth on glutamate	684	2757, 2758, 3897
<i>gltJ</i>	14.8	Glutamate	Membrane protein, transport gene	49541	2659, 3308
<i>gltK</i>	14.8	Glutamate	Membrane protein, transport gene	49537	2659, 3308
<i>gltL</i>	14.7	Glutamate	Membrane protein, transport gene	49528	2659, 3308
<i>gltM</i>	43.0	Glutamate	Affects glutamyl-tRNA synthetase level or activity?	683	3062
<i>gltP</i>	92.5	Glutamate	Proton-glutamate-aspartate transport protein	34330	1001, 2660, 4423, 4639
<i>gltR</i>	92.3	Glutamate	Growth on glutamate at 42°C	682	2758
<i>gltS</i>	82.5	Glutamate	Glutamate permease	681	1001, 1002, 1078, 1178, 2098, 2655, 2757, 2758, 2950, 3897
<i>gltT</i>	89.8	Glutamate	<i>tgtB</i> ; glutamate tRNA ₂	680	2313, 3446, 3579, 522, 523
<i>gltU</i>	85.0	Glutamate	<i>tgtC</i> ; glutamate tRNA ₂	679	2313
<i>gltV</i>	90.7	Glutamate	<i>tgtE</i> ; glutamate tRNA ₂	678	2313
<i>gltW</i>	58.8	Glutamate	Glutamate tRNA ₂	677	1146, 2313
<i>gltX</i>	54.3	Glutamate	Glutamyl-tRNA synthetase (EC 6.1.1.17)	676	2336, 3851, 498, 539
<i>glyA</i>	57.8	Glycine	Serine hydroxymethyltransferase (EC 2.1.2.1)	675	2633, 3444, 3445, 4191, 4522
<i>glyQ</i>	80.2	Glycine	<i>glySα</i> ; glycyl-tRNA synthetase, α-subunit (EC 6.1.1.14)	33775	4127
<i>glyS</i>	80.2	Glycine	<i>act</i> , <i>gly</i> , <i>glySβ</i> ; glycyl-tRNA synthetase, β-subunit (EC 6.1.1.14)	674	2196, 4127, 502
<i>glyT</i>	90.0	Glycine	<i>sumA</i> ; glycine tRNA ₂ , UGA suppression ^f	673	1849, 2313, 2467, 3743, 90
<i>glyU</i>	64.6	Glycine	<i>suA56</i> , <i>sufD</i> , <i>sumA</i> , <i>sumB</i> , <i>supT</i> ; glycine tRNA ₁	672	1122a, 2313
<i>glyV</i>	94.6	Glycine	<i>ins</i> , <i>mutA</i> ; glycine tRNA ₃ (VXY)	35636	1122a, 2921, 2313
<i>glyW</i>	42.9	Glycine	<i>ins</i> , <i>mutC</i> ; glycine tRNA ₃	670	2313, 2921, 4493, 4494
<i>glyX</i>	94.6	Glycine	Glycine tRNA ₃ (VXY)	35639	2313
<i>glyY</i>	94.6	Glycine	Glycine tRNA ₃ (VXY)	35642	2313
<i>gmd</i>	45.8	GDP-D-mannose dehydratase	Fucose biosynthesis; GDP-D-mannose 4,6-dehydratase	51902	4256
<i>gnk</i>	82.3	GMP kinase	Guanylate kinase (EC 2.7.4.8)	33871	1401
<i>gmm</i>	45.8	GDP mannose mannosyl hydrolase	Guanosine diP mannose mannosyl hydrolase	40934	1307

Continued on following page

TABLE 1—Continued

Gene symbol	Map location (min)	Mnemonic for symbol	Synonyms and gene product—enzyme, RNA, or phenotype affected	CGSC no. ^d	References ^e
<i>gnd</i>	45.2	Gluconate-P dehydrogenase	Gluconate-6-phosphate dehydrogenase (EC 1.1.1.43)	669	3135, 3138, 3156, 4291, 4768
<i>gntK</i>	77.1	Gluconate	Gluconokinase, thermoresistant	35465	1969, 4436, 980
<i>gntP</i>	98.0	Gluconate	Membrane protein, homologous to <i>B. subtilis</i> gluconate permease	50203	2266
<i>gntR</i>	77.1	Gluconate	Controls <i>gntKU</i> induction, also <i>edd</i> and <i>eda</i> ; gluconate transport and P'n	667	1194, 186, 1969, 3391, 3940, 4436, 4970
<i>gntS</i>	96.8	Gluconate	Secondary gluconate transport system; putative regulator of GntV	666	186, 1943, 569
<i>gntT</i>	76.4	Gluconate	<i>gntM</i> , <i>usgA</i> ; high-affinity gluconate transport	668	1942, 3391, 3487, 4826, 981
<i>gntU</i>	77.0	Gluconate	Low-affinity gluconate transport protein, membrane protein	35461	1969, 4436, 4826, 980
<i>gntV</i>	96.8	Gluconate	Glucoquinase, thermosensitive	17686	1942, 569
<i>goaG</i>	29.4		GABA aminotransferase (EC 2.6.1.19)	51935	2066
<i>gor</i>	78.5	GSH oxidoreductase	Glutathione oxidoreductase (EC 1.6.4.2)	665	1150, 1513, 270, 964
<i>gph</i>	75.7	Glycolate phosphatase	Phosphoglycolate phosphatase activity, in <i>dam</i> operon	53568	2681
<i>gpmA</i>	16.9	Glycerol P mutase	Phosphoglycerate mutase 1	35790	456, 958
<i>gpp</i>	85.4	Guanosine pentaphosphatase	Guanosine pentaphosphatase activity; exopolyphosphatase	664	289, 58, 926
<i>gprA</i>	0.3	Growth of phage, replication	Replication of certain lambdoid phage	15896	3240, 3829
<i>gprB</i>	0.2	Growth of phage, replication	Replication of certain lambdoid phage	15890	3240
<i>gpsA</i>	81.5	Glycerol phosphate	<i>sn</i> -Glycerol-3-phosphate dehydrogenase [NAD(P) ⁺] (EC 1.1.1.94)	663	3700, 3701, 4032
<i>gpt</i>	5.5	Guanine-xanthine phosphotransferase	<i>glyD</i> , <i>gpp</i> , <i>gxu</i> ; guanine-xanthine phosphoribosyltransferase (EC 2.4.2.22)	662	1469, 1722, 1979, 3221, 3531, 3662, 535
<i>greA</i>	71.7	Growth restorer?	Transcription elongation factor	33506	1166, 1835, 4141, 4142, 4195, 441, 442, 76
<i>greB</i>	76.2	Growth restorer?	Transcription elongation factor	35448	1835, 442, 76
<i>groE</i>	94.2	Growth of phage	<i>hdh</i> , <i>mop</i> , <i>tabB</i> , <i>groS</i> ; operon	13587	See <i>groE</i> , <i>groL</i>
<i>groL</i>	94.2	Growth of phage	<i>groEL</i> , <i>mopB</i> ; <i>hdh</i> ; <i>tabB</i> ; chaperone for assembly of enzyme complexes; phage morphogenesis; large subunit	492	1068, 1215, 1407, 1409, 2119, 2393, 2454, 3146, 4416, 573
<i>groS</i>	94.2	Growth of phage	<i>groES</i> , <i>mopA</i> ; <i>hdh</i> , <i>tabB</i> ; small subunit of GroE chaperone	493	1068, 1409, 2119, 2393, 2475, 3146, 4416
<i>grpE</i>	59.2	Growth after phage induction	GrpE heat shock protein; mutant survives induction of prophage λ; stimulates DnaK ATPase; nucleotide exchange function	660	2569, 3804, 4093, 4252, 4790, 4791
<i>grxA</i>	19.2	Glutaredoxin	Glutaredoxin 1	17683	1796, 2337, 3771, 3778, 4350
<i>grxB</i>	24.2	Glutaredoxin	Glutaredoxin 2	52078	154, 4595
<i>grxC</i>	81.6	Glutaredoxin	Glutaredoxin 3	42921	154, 155
<i>gshA</i>	60.6	GSH, glutathione	γ-Glutamyl-cysteine synthetase; (EC 6.3.2.2)	659	1368, 1504, 1613, 2853, 3060, 4674
<i>gshB</i>	66.6	GSH, glutathione	Glutathione synthetase (EC 6.3.2.3)	33370	966
<i>gsk</i>	10.8	Guanosine kinase	Guanosine kinase	658	1653, 1824
<i>gsp</i>	67.6	Glutathionylspermidine	Glutathionylspermidine synthetase/amidase; bifunctional protein	36859	420
<i>gsp*</i>	74.6	General secretory pathway operon	<i>hopD</i> , <i>hopG</i> ; <i>gsp</i> previously used for glutathionylspermidine (see above), cryptic general secretory pathway; <i>pul</i> in <i>Klebsiella</i> spp.	55310	1292
<i>gst</i>	36.9	GSH S-transferase	Glutathione S-transferase	37217	3192
<i>guaA</i>	56.7	Guanine	GMP synthetase (EC 6.3.4.1)	657	4414, 4503, 955, 4386
<i>guaB</i>	56.7	Guanine	<i>guaR</i> ; IMP dehydrogenase (EC 1.2.1.14)	656	4399, 4400, 4413, 4503, 955, 4386
<i>guaC</i>	2.4	Guanine	GMP reductase (EC 1.6.6.8)	655	110, 2988, 3689
<i>gurB</i>	75.1	Glucuronide	Utilization of glucuronides	654	3219
<i>gurC</i>	18.0	Glucuronide	Utilization of glucuronides	653	3219
<i>gutM</i>	60.9	Glucitol (sorbitol)	Part of <i>srl</i> operon	33198	4824
<i>gutQ</i>	61.0	Glucitol (sorbitol)	Part of <i>srl</i> operon; putative ATP-binding protein	33206	4828, 757
<i>gyrA</i>	50.3	Gyrase	<i>hisW</i> , <i>nalA</i> , <i>parD</i> , <i>nfxA</i> , <i>nora</i> ; nalidixic acid resistance; cold shock regulon; DNA gyrase, subunit A	651	1053, 1626, 1699, 1869, 2046, 2159, 2339, 2900, 2901, 3112, 4189, 4250, 4311, 4475, 4682, 4888, 4893

Continued on following page

TABLE 1—Continued

Gene symbol	Map location (min)	Mnemonic for symbol	Synonyms and gene product—enzyme, RNA, or phenotype affected	CGSC no. ^d	References ^c
<i>gyrB</i>	83.5	Gyrase	<i>cou</i> , <i>acrB</i> , <i>himB</i> , <i>hisU</i> , <i>nalC</i> , <i>nalD</i> , <i>pcbA</i> , <i>parA</i> ; novobiocin, coumermycin resistance; DNA gyrase, subunit B	650	10, 1053, 11, 1397, 2159, 2900, 2901, 2944, 3112, 3304, 4607, 4611, 4831, 9, 4438
<i>hcaA</i>	61.6	HCA, hydrocinnamic acid	<i>dig</i> , <i>phd</i> ; 3-phenylpropionate dioxygenase	35007	570, 571
<i>hcaB</i>	61.7	HCA, hydrocinnamic acid	<i>dig</i> , <i>phd</i> ; 3-phenylpropionate-2',3'-dihydrodiol deHase	35010	570, 571
<i>hdeA</i>	78.8	H-NS-determined expression	Periplasmic, unknown function, has σ^S -dependent promoter	33734	138, 4894
<i>hdeB</i>	78.8	H-NS-determined expression	Periplasmic, unknown function, has σ^S -dependent promoter	33731	138, 4894
<i>hdeD</i>	78.8	H-NS-determined expression	Periplasmic, unknown function, has σ^S -dependent promoter	33737	4894
<i>hdhA</i>	36.5	Hydroxysteroid dehydrogenase	<i>hsdH</i> ; 7- α -hydroxysteroid dehydrogenase (EC 1.1.1.159)	32248	4897
<i>helD</i>	22.1	Helicase	<i>srjB</i> ; helicase IV	31769	2642, 2883, 2884, 2885, 4774
<i>hemA</i>	27.2	Hemin	Neomycin sensitivity; hemin biosynthesis; glutamyl tRNA dehydrogenase	648	1087, 177, 1898, 2528, 4573, 709, 4575
<i>hemB</i>	8.4	Hemin	<i>ncf</i> ; 5-aminolevulinic acid dehydratase (EC 4.2.1.24)	647	1111, 19, 2517, 2529, 2530, 2839, 2840, 3297
<i>hemC</i>	86.0	Hemin	<i>popE</i> ; porphobilinogen deaminase (EC 4.3.1.8); neomycin sensitivity	646	1596, 2052, 2054, 2055, 2405, 2645, 2840, 3870, 3871, 4042, 4401, 60, 926
<i>hemD</i>	85.9	Hemin	Uroporphyrinogen III cosynthase; neomycin sensitivity	645	2052, 2053, 3870, 3871, 4042, 926
<i>hemE</i>	90.4	Hemin	Uroporphyrinogen decarboxylase (EC 4.1.1.37)	644	1912, 3196, 3874
<i>hemF</i>	55.0	Hemin	<i>popB</i> , <i>sec</i> ; coproporphyrinogen III oxidase (EC 1.3.3.3)	643	2840, 3037, 4464
<i>hemG</i>	86.9	Hemin	Protoporphyrinogen oxidase activity; neomycin sensitivity	642	3197, 3872, 3873, 4853
<i>hemH</i>	10.7	Hemin	<i>popA</i> , <i>visA</i> ; ferrochelatase (EC 4.99.1.1)	641	1323, 3100, 3101, 2974
<i>hemK</i>	27.3	Hemin	Heme biosynthesis	36992	3127
<i>hemL</i>	3.7	Hemin	<i>gsa</i> , <i>popC</i> ; glutamate-1-semialdehyde aminotransferase (EC 5.4.3.8)	372	1519, 1899, 1900
<i>hemM</i>	27.2	Hemin	<i>lolB</i> ; glutamyl-tRNA dehydrogenase? novel outer membrane lipoprotein?	31940	1898, 1981, 2815, 2816, 4573, 709
<i>hemX</i>	85.9	Hemin	Uroporphyrinogen III methylase	33965	3875, 926
<i>hemY</i>	85.9	Hemin	Member of <i>uro</i> (<i>hemC</i>) operon	33969	926
<i>hepA</i>	1.3	Helicase-like protein	<i>rapA</i> ; sequence similarity to helicases, downstream of <i>polB</i> , not under <i>lexA</i> control	29491	1139, 2519, 4269a, 435
<i>het</i>	84.6	Heterogeneous size	<i>cop</i> ; possibly structural gene for DNA-binding protein; near <i>ori</i>	640	3249, 4610, 4771
<i>hflA</i>	94.8	High frequency lysogeny	Operon including <i>hfq</i> , <i>hflX</i> , -K, -C; part of complex <i>mutL-hflC</i> transcription unit	34429	4487
<i>hflB</i>	71.6	High-frequency lysogenization	<i>ftsH</i> , <i>mrsC</i> , <i>tolZ</i> ; cell growth, septum formation, λ development, mRNA decay; essential inner membrane ATP-dependent protease, acting on SecY	735	1486, 1727, 1728, 221, 3565, 41, 4435, 4657
<i>hflC</i>	94.9	High-frequency lysogenization	HflA complex cleaves lambda cII; protease	17520	220, 285
<i>hflK</i>	94.8	High frequency lysogenization	HflA complex cleaves lambda cII; protease	639	220, 285
<i>hflX</i>	94.8	High frequency lysogenization	HflX GTPase, putative	34423	220, 3203
<i>hfq</i>	94.8	Host factor for Q β	HF-I, host factor for phage Q β	34450	2090, 2091, 4024, 4487-4490
<i>hha</i>	10.3	High hemolysin activity	Histone-like; downregulates gene expression, stimulates transposition events	31084	1438, 2929, 3182
<i>hipA</i>	34.2	High persistence	Probable role in cell division	18244	2882, 3028, 3029, 367, 368, 3902
<i>hipB</i>	34.3	High persistence	Probable role in cell division	32207	2882, 367, 368
<i>hisA</i>	45.1	Histidine	<i>N</i> -(5'-phospho-L-ribosylformimino)-5-amino-1-(5'-phosphoribosyl)-4-imidazolecarboxamide isomerase (EC 5.3.1.16)	636	1202, 65
<i>hisB</i>	45.1	Histidine	Bifunctional enzyme imidazoleglycerolphosphate (IGP) dehydratase, histidinol phosphatase (EC 3.1.3.15, EC 4.2.1.19)	635	1521, 730
<i>hisC</i>	45.1	Histidine	Histidinol-phosphate aminotransferase (EC 2.6.1.9)	634	1521, 1522
<i>hisD</i>	45.0	Histidine	Histidinol dehydrogenase (EC 1.1.1.23)	633	542, 65, 731
<i>hisF</i>	45.1	Histidine	Cyclase component of IGP synthase complex	631	1202, 1263, 1296, 1376, 1451, 2260, 65

Continued on following page

TABLE 1—Continued

Gene symbol	Map location (min)	Mnemonic for symbol	Synonyms and gene product—enzyme, RNA, or phenotype affected	CGSC no. ^d	References ^c
<i>hisG</i>	45.0	Histidine	ATP phosphoribosyltransferase (EC 2.4.2.17)	630	1322, 3027, 4572, 542
<i>hisH</i>	45.1	Histidine	Amidotransferase component of IGP synthase	629	1263, 1296, 1376, 1451, 2260, 65
<i>hisI</i>	45.2	Histidine	Formerly <i>hisE</i> and <i>hisI</i> ; bifunctional enzyme PR-ATP pyrophosphatase PR-AMP cyclohydrolase (EC 3.5.4.19, EC 3.6.1.31)	628	65, 731
<i>hisJ</i>	52.3	Histidine	Histidine-binding protein of high-affinity histidine transport system	627	126, 2512
<i>hisM</i>	52.2	Histidine	Histidine transport membrane protein M	25879	2335
<i>hisP</i>	52.2	Histidine	Histidine permease	626	126, 2335, 2512
<i>hisQ</i>	52.2	Histidine	Histidine transport gene	32721	126
<i>hisR</i>	85.8	Histidine	<i>hisT</i> ; histidine tRNA	625	1832, 2313, 2535, 926
<i>hisS</i>	56.8	Histidine	Histidyl-tRNA synthetase (EC 6.1.1.21)	624	1140, 1141, 1301
<i>hlpA</i>	4.3	Histone-like protein	<i>ompH</i> ; <i>firA</i> , <i>orf</i> (<i>skp</i>), <i>skp</i> ; histone-like protein HLP-I (cytoplasmic?); early confusion with adjacent <i>lpxD</i> gene	18241	1, 1040, 1773, 1775, 1784, 2429, 2964, 4402, 4403, 706, 804, 1702
<i>hlyE</i>	26.5	Hemolysin (latent)	Latent hemolysin expressed in presence of <i>Actinobacillus glyX</i> or <i>fjr</i> mutant	53859	1498
<i>hmp</i>	57.9	Hemoglobin-like	<i>fsrB</i> ; hemoglobin-like flavoprotein	32917	109, 2879, 2880, 2881, 3482, 3483, 4068
<i>hns</i>	27.8	Histone-like protein, H-NS	<i>bgY</i> , <i>cur</i> , <i>drc</i> , <i>drdX</i> , <i>drs</i> , <i>fimG</i> , <i>irk</i> , <i>msyA</i> , <i>osmZ</i> , <i>pilG</i> , <i>topX</i> , <i>virR</i> ; H-NS (H1a) DNA-binding protein, histone-like; diverse mutant phenotypes affecting transcription, transposition, inversion, cryptic-gene expression; involved in chromosome organization	960	1041, 1195, 1458, 1750, 2160, 2385, 239, 2482, 2483, 2495, 2828, 327, 3476, 4022, 4146, 4173, 4504, 4507, 4821, 887, 2392, 3599
<i>hofB</i>	2.5	Homologous to <i>fim</i>	<i>hopB</i> ; homologous to PilB of <i>Pseudomonas aeruginosa</i> ; function not established, insertion mutation gives no phenotype	33679	4722
<i>hofC</i>	2.5	Homologous to <i>fim</i>	<i>hopC</i> ; homologous to PilC of <i>P. aeruginosa</i> ; function not established, insertion mutation gives no phenotype	33676	4722
<i>holA</i>	14.4	Holoenzyme	DNA polymerase III, δ -subunit	31431	1067, 2194, 3300, 645
<i>holB</i>	24.9	Holoenzyme	DNA polymerase III, δ' -subunit	31447	1067, 2194, 3300
<i>holC</i>	96.6	Holoenzyme	DNA polymerase III, χ -subunit	31456	2194, 3295, 4808, 644
<i>holD</i>	99.3	Holoenzyme	DNA polymerase, ψ -subunit	31460	2194, 3295, 4808, 646
<i>holE</i>	41.5	Holoenzyme	DNA polymerase III, θ -subunit	31439	2194, 2224, 4097, 4254, 647
<i>hopB</i>	84.7	Host plasmid maintenance	<i>hop</i> ; also used for <i>hof</i> loci (homologous to Pil genes in <i>Pseudomonas</i>); required for mini-F	37343	3184
<i>hopC</i>	99.4	Host plasmid maintenance	Required for maintenance of stable mini-F plasmid; see also <i>hofC</i>	37346	3184
<i>hopD</i>	11	Host plasmid maintenance	Required for maintenance of stable mini-F plasmid	37349	3184
<i>hpt</i>	3.0	HGPRT	Hypoxanthine-guanine phosphoribosyltransferase (EC 2.4.2.8)	622	2024, 535
<i>hrpA</i>	31.9	Helicase-related protein	RNA helicase-like; similarity to eukaryotic DEAH family	36987	3005
<i>hrpB</i>	3.5	Helicase-related protein	RNA helicase-like; similarity to eukaryotic DEAH family and <i>araC</i>	36926	3005, 1331
<i>hrsA</i>	16.5	Heat-responsive suppressor	Suppresses <i>ompC</i> mutation's defective thermoresponse	53146	4520
<i>hscA</i>	57.2	Heat shock cognate	Stress response gene; Hsp70 family	32977	2179, 2484, 3956, 4583
<i>hscB</i>	57.3	Heat shock cognate	Stress response gene; heat shock regulon	40196	2484, 4583
<i>hsdM</i>	98.7	Host specificity	<i>hs</i> , <i>hsm</i> , <i>hsp</i> , <i>rm</i> ; host DNA modification; DNA methylase M	621	1014, 2608, 3800, 4909
<i>hsdR</i>	98.7	Host specificity	<i>hs</i> , <i>hsp</i> , <i>hsr</i> , <i>rm</i> ; host DNA restriction; endonuclease R	620	1014, 2608, 3800, 4909
<i>hsdS</i>	98.7	Host specificity	<i>hss</i> ; specificity determinant for <i>hsdM</i> and <i>hsdR</i>	619	1474, 2608, 3071, 3800, 4909
<i>hslC</i>	19.9	Heat shock locus	Protein expressed as heat shock regulon member	36762	749
<i>hslD</i>	24.1	Heat shock locus	Protein expressed as heat shock regulon member	36765	749
<i>hslE-H</i>	29.7	Heat shock loci	Protein expressed as heat shock regulon member	37190	749
<i>hslJ</i>	31.0	Heat shock locus	Protein expressed as heat shock regulon member	41193	323, 749

Continued on following page

TABLE 1—Continued

Gene symbol	Map location (min)	Mnemonic for symbol	Synonyms and gene product—enzyme, RNA, or phenotype affected	CGSC no. ^d	References ^c
<i>hslK</i>	40.7	Heat shock locus	Protein expressed as heat shock regulon member	36945	749
<i>hslL-N</i>	70.5	Heat shock loci	Protein expressed as heat shock regulon member	37449	749
<i>hslO-R</i>	76.0	Heat shock loci	Heat shock proteins; HslO is HspG21.0	36769	749
<i>hslU</i>	88.8	Heat shock locus	<i>hplI</i> , <i>clpY</i> ; heat shock protein D48.5, protease? required for peptide hydrolysis of HslVU; modulated by catabolite repression	34157	1341, 2121, 2208, 2963, 3408, 3713, 4889, 749, 750
<i>hslV</i>	88.8	Heat-shock locus	<i>hplO</i> ; heat shock regulon	34160	1341, 2121, 2208, 2963, 3713, 4889, 4890, 749, 750
<i>hslW</i>	94.2	Heat shock locus	Heat-inducible; regulatory gene, near <i>groE</i>	41190	749
<i>htgA</i>	0.2	High-temperature growth	<i>hplY</i> ; heat inducible	30233	1987, 2961, 984
<i>htpG</i>	10.7	Heat shock protein	Heat shock protein C62.5; chaperone	17680	228
<i>htpX</i>	41.2	Heat shock protein	Protein expressed as heat shock regulon member	32320	2327
<i>htrB</i>	24.0	High temperature (requirement)	Not under heat shock regulation; membrane protein affecting cell division, growth, and high-temperature survival	31878	2137, 2140, 2141, 781
<i>htrC</i>	90.3	High temperature (requirement)	Essential for growth at high temperature, under α^{32} (heat shock) regulation	34265	2141, 3589
<i>htrE</i>	3.3	High temperature (requirement)	Sequence homology with pilin protein PapC	30510	3593
<i>htrL</i>	81.7	High temperature (requirement)	RfaH-regulated high-temperature gene	54740	3591
<i>hupA</i>	90.5	HU protein	HU- β , HU-2, histone-like protein	34243	1977, 2125, 2126, 2292, 2391, 422
<i>hupB</i>	9.9	HU protein	<i>dpeA</i> , <i>hopD</i> ; HU- α , HU-1, histone-like protein	18235	1463, 1977, 2124, 2127, 2292, 2391, 2749, 4239
<i>hyaA</i>	22.2	Hydrogenase 1	Hydrogenase 1 small subunit [NiFe]	31781	2897, 2898
<i>hyaB</i>	22.3	Hydrogenase 1	Hydrogenase 1 large subunit [NiFe]	31784	2897, 2898
<i>hyaC</i>	22.3	Hydrogenase 1	Possible membrane-spanning protein of <i>hya</i> operon	31788	2897, 2898
<i>hyaD</i>	22.3	Hydrogenase 1	Processing of HyaA and HyaB	31791	2897, 2898
<i>hyaE</i>	22.3	Hydrogenase 1	Processing of HyaA and HyaB	31794	2897, 2898
<i>hyaF</i>	22.3	Hydrogenase 1	Nickel incorporation in hydrogenase 1 proteins	31797	2897, 2898
<i>hybA</i>	67.7	Hydrogenase 2	<i>hydL</i> , <i>hydC</i> ; hydrogenase 2 [Ni, Fe], small subunit, probably	33407	2896
<i>hybB</i>	67.7	Hydrogenase 2	HYD2 cytochrome <i>b</i> type component, probably	33414	2896
<i>hybC</i>	67.7	Hydrogenase 2	Hydrogenase 2 [Ni Fe] large subunit, probably	33418	2896
<i>hybD</i>	67.7	Hydrogenase 2	Processing element for hydrogenase 2, probably	33421	2896
<i>hybE</i>	67.6	Hydrogenase 2	Function undefined	33424	2896
<i>hybF</i>	67.6	Hydrogenase 2	Regulatory gene	33427	2896
<i>hybG</i>	67.6	Hydrogenase 2	May affect maturation of hydrogenase 2 large subunit	33403	2896
<i>hycA</i>	61.4	Hydrogenase 3	Regulatory gene for <i>hyc</i> and <i>hyp</i> ; counteracts activation by FhlA	33143	1801, 2554, 3883, 412, 4294
<i>hycB</i>	61.4	Hydrogenase 3	Formate-hydrogenlyase system, formate regulon, small subunit of hydrogenase 3?	33169	3883, 2554
<i>hycC</i>	61.3	Hydrogenase 3	Formate-hydrogenlyase system, formate regulon, small subunit of hydrogenase 3?	33166	3883, 2554
<i>hycD</i>	61.3	Hydrogenase 3	Hydrogenase 3 subunit	33162	3883, 2554
<i>hycE</i>	61.3	Hydrogenase 3	Hydrogenase 3 subunit, large, precursor	33159	3746, 3883
<i>hycF</i>	61.3	Hydrogenase 3	Hydrogenase 3 subunit	33154	3883
<i>hycG</i>	61.2	Hydrogenase 3	Hydrogenase 3 subunit	33151	3883
<i>hycH</i>	61.2	Hydrogenase 3	Required for converting HycE precursor to Hyd-3 subunit	33140	2678, 3883
<i>hycI</i>	61.2	Hydrogenase 3	Maturation protease for Ni-containing Hyd-3	50402	3747
<i>hydA</i>	61.1	Hydrogenase	<i>hydNF</i> operon	18232	2145, 2465, 2726, 3376, 3852, 4835
<i>hydG</i>	90.6	Hydrogenase	Two-component regulation of Hyd-3 activity	34252	3410, 4231
<i>hydH</i>	90.5	Hydrogenase	Two-component regulation of Hyd-3 activity, sensor kinase	34249	4231
<i>hydN</i>	61.1	Hydrogenase	Iron-sulfur protein required for Hyd-3 activity	33521	2726
<i>hyfA-J</i>	56.2	Hydrogenase 4	Part of 12-cistron operon encoding putative proton-translocating formate hydrogenlyase system	55682	108a
<i>hyfR</i>	56.3	Hydrogenase 4	Formate-sensing regulator for <i>hyf</i> operon	55719	108a

Continued on following page

TABLE 1—Continued

Gene symbol	Map location (min)	Mnemonic for symbol	Synonyms and gene product—enzyme, RNA, or phenotype affected	CGSC no. ^d	References ^c
<i>hypA</i>	61.4	Hydrogenase	Formate-hydrogenlyase system; guanine-nucleotide-binding protein, Ni donor for Hyd-3 large subunit	33104	1801, 1976, 2678, 3745
<i>hypB</i>	61.4	Hydrogenase	<i>hydE</i> ; formate-hydrogenlyase system; formate regulon	33110	1801, 1976, 2678, 2725, 3745
<i>hypC</i>	61.4	Hydrogenase	Formate-hydrogenlyase system: formate regulon	33113	1801, 1976, 2678, 3745
<i>hypD</i>	61.4	Hydrogenase	<i>hydF</i> ; formate-hydrogenlyase system: formate regulon	33116	1801, 1976, 2678, 3745, 3855
<i>hypE</i>	61.5	Hydrogenase	<i>hydB</i> ; formate-hydrogenlyase system: formate regulon	33119	1801, 1976, 2678, 3745, 3854
<i>hypF</i>	61.1	Hydrogenase	Mutation results in loss of hydrogenase activity; affects maturation of all hydrogenases, formate regulon	50120	2726
<i>iada</i>	98.2	Isoaspartyl dipeptidase	Isoaspartyl dipeptidase	53593	1382
<i>iap</i>	62.0	Isozymic alkaline P'ase	Aminopeptidase, presumably, that generates alkaline phosphatase isozyme	616	1931, 3120
<i>ibpA</i>	83.3	Inclusion body protein	<i>hslT</i> , <i>hlpN</i> ; chaperone, heat-inducible protein of HSP20 family	33847	2427, 69, 750
<i>ibpB</i>	83.3	Inclusion body protein	<i>hslS</i> , <i>hlpE</i> ; chaperone, heat-inducible protein of HSP20 family	33843	2427, 69, 750
<i>icd</i>	25.7	Isocitrate dehydrogenase	<i>icdE</i> ; isocitrate dehydrogenase, NADP ⁺ -specific (EC 1.1.1.42)	615	124, 1709, 1729, 1753, 625
<i>iclR</i>	91.0	Isocitrate lyase	Isocitrate lyase (EC 4.1.3.1)	614	1331, 2744, 3382, 4290, 840
<i>ihfA</i>	38.7	Integration, host factor	<i>himA</i> , <i>hid</i> ; host infection, mutant λ; site-specific recombination; sequence-specific DNA-binding transcriptional activator, IHF, α subunit	638	1156, 1603, 2461, 2860, 2862, 2882, 2939, 2940, 2941, 2942, 2943, 2944, 3231, 4267, 685, 817
<i>ihfB</i>	20.8	Integration, host factor	<i>himD</i> , <i>hip</i> ; see <i>ihfA</i> , β subunit	637	1156, 1258, 1603, 2216, 2461, 2941, 2943, 2944, 4687
<i>ileR</i>	95.8	Isoleucine	<i>avr</i> , <i>flrA</i> ; Ile repressor; regulation of <i>thr</i> and <i>ilv</i> operons; originally placed at 99.9 min; sequence puts it at 95.8 min	15914	2028, 2029, 4702, 569
<i>ileS</i>	0.5	Isoleucine	Isoleucyl-tRNA synthetase (EC 1.1.1.5)	613	2104, 2945, 3640, 4317, 4422, 4820, 4830
<i>ileT</i>	87.0	Isoleucine	Isoleucine tRNA ₁ , triplicate (T, U, V)	612	2313, 926
<i>ileU</i>	73.8	Isoleucine	Isoleucine tRNA ₁ , triplicate (T, U, V)	611	2313
<i>ileV</i>	4.8	Isoleucine	Isoleucine tRNA ₁ , triplicate (T, U, V)	610	1146, 2313
<i>ileX</i>	69.2	Isoleucine	Isoleucine tRNA ₂	17677	3058
<i>ileY</i>	60.0	Isoleucine	Isoleucine tRNA ₂ variant	53508	4837
<i>ilvA</i>	85.2	Isoleucine-valine (requirement)	<i>ile</i> ; threonine deaminase (EC 4.2.1.16)	609	1086, 1490, 1839, 2445, 3824, 4614, 58, 860, 926
<i>ilvB</i>	83.0	Isoleucine-valine (requirement)	Acetolactate synthase I, valine sensitive (EC 4.1.3.18)	608	1309, 1310, 1453, 1667, 2079, 3168, 3169, 3452, 3607, 4006, 4299, 4513, 4705, 681, 960
<i>ilvC</i>	85.3	Isoleucine-valine (requirement)	<i>ilvA</i> ; ketol-acid reductoisomerase (EC 1.1.1.86)	607	257, 351, 4707, 58, 926
<i>ilvD</i>	85.2	Isoleucine-valine (requirement)	Dihydroxyacid dehydrase (EC 4.2.1.9)	606	1086, 1490, 1839, 2445, 317, 58, 860, 926
<i>ilvE</i>	85.1	Isoleucine-valine (requirement)	<i>ilvC</i> , <i>ilvJ</i> ; branched-chain amino acid aminotransferase (EC 2.6.1.42)	605	1086, 149, 1490, 1839, 2374, 2441, 2445, 316, 4263, 4524, 4706, 613, 860, 926
<i>ilvF</i>	57.0	Isoleucine-valine (requirement)	Production of valine-resistant acetolactate synthase activity	604	3452, 960
<i>ilvG</i>	85.1	Isoleucine-valine (requirement)	Acetolactate synthase II, valine insensitive (EC 4.1.3.18)	603	1086, 1393, 1437, 1490, 1839, 2441, 2442, 2443, 2444, 2445, 2648, 3131, 316, 3348, 4262, 4263, 4524, 575, 58, 860, 926
<i>ilvH</i>	1.9	Isoleucine-valine (requirement)	<i>brnP</i> ; acetolactate synthase II, valine sensitive (EC 4.1.3.18)	602	1437, 1453, 184, 1982, 3450, 3607, 4176, 4177, 4299, 4513, 960
<i>ilvI</i>	1.8	Isoleucine-valine (requirement)	Acetolactate synthase II, valine sensitive (EC 4.1.3.18)	601	1453, 1666, 184, 3450, 3607, 4176, 4177, 4299, 4513, 960
<i>ilvJ</i>	1.3	Isoleucine-valine (requirement)	Acetolactate synthase IV, valine resistant (EC 4.1.3.18)	600	1437, 1975, 3694, 960

Continued on following page

TABLE 1—Continued

Gene symbol	Map location (min)	Mnemonic for symbol	Synonyms and gene product—enzyme, RNA, or phenotype affected	CGSC no. ^d	References ^c
<i>ilvM</i>	85.1	Isoleucine-valine (requirement)	Acetohydroxy acid synthase II (EC 4.1.3.18); valine insensitive, small subunit	1214	1839, 2445, 2628, 2648, 4706, 860, 926
<i>ilvN</i>	83.0	Isoleucine-valine (requirement)	Acetohydroxy acid synthase I, small subunit (EC 4.1.3.18); valine sensitive small subunit; positive regulator for <i>thr</i> and <i>ilv</i>	15441	1310, 4705, 681
<i>ilvR</i>	99.9	Isoleucine-valine		15917	2029
<i>ilvU</i>	6.4	Isoleucine-valine (requirement)	Regulation of <i>ileS</i> and modification of Ile tRNA ₂ and Val tRNA ₂	599	1214
<i>ilvY</i>	85.2	Isoleucine-valine (requirement)	Positive regulator for <i>ilvC</i>	598	351, 3824, 4707, 58, 926
<i>imp</i>	1.2	Increased membrane permeability	<i>ostA</i> ; permeability of outer membrane to large maltodextrins; antibiotic and detergent sensitivity, stress induced	36754	3828
<i>inaA</i>	50.6	Inducible by acid	Protein induced by acid, independent of SoxRS regulation	32692	3737, 4727
<i>inaR</i>	34.8	Inducible by acid	Regulates <i>inaA</i> (may be <i>marA</i> or <i>soxZ</i> ?)	32696	4727
<i>infA</i>	19.9	Initiation factor	<i>hypA1</i> ? protein chain initiation factor IF1	17674	3475, 3849, 885, 886, 899
<i>infB</i>	71.4	Initiation factor	<i>ssyG</i> ; protein chain initiation factor 2, IF2	597	1561, 1928, 2748, 3016, 3108, 3459, 3462, 4026, 4027, 4029
<i>infC</i>	38.8	Initiation factor	<i>fit?</i> , <i>srjA</i> ; protein chain initiation factor 3, IF3	596	1148, 1601, 2500, 2592, 2829, 3056, 3463, 3527, 3788, 4168, 4710, 4801, 514, 582, 583, 732, 942
<i>inm</i>	79.0	Insensitive NG mutagenesis	Susceptibility to mutagenesis by nitrosoguanidine	595	3767
<i>intA</i>	59.4	Integrase	<i>slpA</i> ; from defective prophage CP4-57	33082	2241, 4455
<i>intB</i>	96.9	Integrase	Prophage P4 integrase, defective prophage derivative	53585	394
<i>intD</i>	12.2	Integrase	<i>int</i> (<i>qsr'</i>); integrase locus within defective prophage derivative <i>qsr'</i>	31133	3059
<i>isfA</i>	86.0	Inhibits SOS function	Regulatory gene; SOS-related	41044	263, 264
<i>ispA</i>	9.5	Isoprenoid synthesis	Farnesyl diphosphate synthase (EC 2.5.1.1)	30978	1328, 1330
<i>ispB</i>	71.8	Isoprenoid synthesis	<i>cel</i> ; octaprenyl diphosphate synthase	35712	150, 3277
<i>katC</i>	6.0	Catalase	IS1B and IS20B insertions sensitize to peroxide; deletion or Tn insertion increases resistance	594	4605
<i>katE</i>	39.1	Catalase	Catalase hydroperoxidase III	593	2609, 2611, 3898, 3899, 4612
<i>katG</i>	89.1	Catalase	Catalase hydrogen peroxidase I	14983	2611, 3036, 3898, 4457, 4592, 4456
<i>kba</i>	71.8	Ketose-bis-phosphate aldolase	Ketose-bis-phosphate aldolase, tagatose-bis-phosphate aldolase; part of <i>aga</i> cluster for K ⁺ transport	592	2490, 3649
<i>kbl</i>	81.7	Ketobutyrate ligase	2-Amino-3-ketobutyrate coenzyme A ligase (EC 2.3.1.29)	18205	140, 3620
<i>kch</i>	28.2	Potassium (K ⁺) channel	Homology to potassium channel proteins	35309	2026, 2935
<i>kdgK</i>	79.3	Ketodeoxygluconate	Ketodeoxygluconokinase (EC 2.7.1.45)	591	3515
<i>kdgR</i>	41.1	Ketodeoxygluconate	Regulator of <i>kdgK</i> , <i>kdgT</i> , and <i>eda</i>	590	2047, 3515
<i>kdgT</i>	88.4	Ketodeoxygluconate	Ketodeoxygluconate transport system, structural gene	589	2047, 2747, 3465, 3515
<i>kdpA</i>	15.7	Potassium dependence	<i>kac</i> ; K ⁺ -translocating ATPase Kdp subunit	588	1225, 4266, 74
<i>kdpB</i>	15.6	Potassium dependence	<i>kac</i> ; high-affinity potassium transport	587	4266, 74
<i>kdpC</i>	15.6	Potassium dependence	<i>kac</i> ; high-affinity potassium transport	586	4266, 74
<i>kdpD</i>	15.5	Potassium dependence	<i>kac</i> ; sensor kinase for K ⁺ - <i>kdp</i> system	585	153, 3117, 3118, 3472, 3555, 4266, 4597, 4633
<i>kdpE</i>	15.5	Potassium dependence	Transcriptional effector of <i>kdp</i> operon	31571	153, 3117, 3118, 3472, 4266, 4597, 4633
<i>kdpF</i>	15.7	Potassium dependence	Inner membrane protein for K ⁺ transport	35751	1735, 74
<i>kdsA</i>	27.3	KDO synthesis	3-Deoxy-D-manno-octulosonic acid 8-P synthetase	17671	4763, 4764
<i>kdsB</i>	20.9	KDO synthesis	CMP-3-deoxy-D-manno-octulosonate cytidyltransferase	18202	1449, 1450, 3420
<i>kdtA</i>	82.0	KDO transfer (to lipid A)	<i>waaA</i> ; 3-deoxy-D-manno-octulosonate-lipid A transferase (EC 2.4.99.-)	33819	293, 3921, 779, 780
<i>kdtB</i>	82.1	KDO transfer (to lipid A)	CMP-deoxy-D-manno-octulosonate-lipid A transferase (EC 2.4.99.-)	33900	3726, 4128
<i>kefB</i>	74.9	K efflux	<i>trkB</i> ; NEM-activatable K ⁺ /H ⁺ antiporter	83	1226, 209
<i>kefC</i>	1.0	K efflux	<i>trkC</i> ; NEM-activatable K ⁺ /H ⁺ antiporter	82	1226, 209, 2946, 3050
<i>kgtP</i>	58.7	Ketoglutarate	<i>witA</i> ; α-ketoglutarate permease	32867	3977, 3975, 3976, 3978

Continued on following page

TABLE 1—Continued

Gene symbol	Map location (min)	Mnemonic for symbol	Synonyms and gene product—enzyme, RNA, or phenotype affected	CGSC no. ^d	References ^c
<i>kicA</i>	21.0	Kill cell	<i>mukE</i> ; killing protein	31751	1223, 4844, 4845
<i>kicB</i>	21.0	Kill cell	<i>mukF</i> ; Suppressor of killing protein	31748	1223, 4845
<i>ksgA</i>	1.1	Kasugamycin	<i>S</i> -Adenosylmethionine-6- <i>N'</i> , <i>N'</i> -adenosyl (rRNA) dimethyltransferase	583	105, 106, 107, 1711, 380, 4542
<i>ksgB</i>	37.7	Kasugamycin	High-level resistance to kasugamycin	582	1042, 1286, 1529, 4144
<i>ksgC</i>	12.0	Kasugamycin	Resistance to kasugamycin; affects ribosomal protein S2	581	4896
<i>ksgD</i>	30.9	Kasugamycin	Resistance to kasugamycin	580	1286
<i>lacA</i>	7.8	Lactose	Thiogalactoside acetyltransferase; (EC 2.3.1.18)	579	1696, 1805
<i>lacI</i>	7.9	Lactose	Repressor protein of <i>lac</i> operon	578	1203, 1461, 1811, 2202, 2417, 2492, 2501, 2625, 2626, 2767, 3042, 3217, 331, 335, 3798, 4121, 620
<i>lacY</i>	7.8	Lactose	Galactoside permease (M protein)	577	1127, 1685, 1805, 2033, 3042, 3293, 346, 404, 4121, 4647, 549
<i>lacZ</i>	7.8	Lactose	β -D-Galactosidase (EC 3.2.1.23)	576	1597, 1805, 2033, 2101, 2417, 2781, 4021, 4630
<i>lamB</i>	91.5	Lambda	Phage lambda receptor protein; maltose high-affinity uptake system; in <i>malB</i> cluster	575	1152, 1695, 1778, 1779, 1780, 3941, 4394, 488, 778, 814, 987
<i>lar</i>	30.4	Ral inverse	<i>rac</i> locus; restriction alleviation	37053	2238, 4439
<i>ldcC</i>	4.5	Lysine decarboxylase	Lysine decarboxylase	49257	2217, 4836, 4839
<i>ldhA</i>	31.0	Lactate dehydrogenase	<i>hslF</i> , <i>hslI</i> , <i>hlpH</i> ; lactate dehydrogenase	37446	2800, 749, 561a
<i>lepA</i>	58.3	Leader peptidase	GTP binding membrane protein, function unknown; <i>lep</i>	18199	1039, 2754, 2755, 4062
<i>lepB</i>	58.3	Leader peptidase	Signal peptidase I (for nonlipoproteins)	573	2754, 4769, 906, 4062
<i>leuA</i>	1.8	Leucine (biosynthesis)	α -Isopropylmalate synthase (EC 4.1.3.12)	572	1399, 4711, 963, 245
<i>leuB</i>	1.7	Leucine (biosynthesis)	β -Isopropylmalate dehydrogenase (EC 1.1.1.85)	571	963
<i>leuC</i>	1.7	Leucine (biosynthesis)	α -Isopropylmalate isomerase subunit	570	963
<i>leuD</i>	1.7	Leucine (biosynthesis)	α -Isopropylmalate isomerase subunit	569	963
<i>leuJ</i>	13.7	Leucine (biosynthesis)	<i>frt</i> ; regulation of <i>leu</i> and <i>ilv</i> operons	18196	2028
<i>leuO</i>	1.8	Leucine (biosynthesis)	Affects expression of small regulatory Dsr-RNA, translational regulation of <i>rpoS</i> , relieves <i>bgl</i> silencing	35918	2249, 4025, 4506
<i>leuP</i>	99.2	Leucine	<i>leuV</i> β tandemly triplicate <i>leuVPQ</i> , duplicate with <i>leuT</i> ; leucine tRNA ₁	38293	2313
<i>leuQ</i>	99.2	Leucine	<i>leuV</i> γ tandemly triplicate, and duplicate with <i>leuT</i> ; leucine tRNA ₁	38296	2313
<i>leuR</i>	79.3	Leucine	Regulates level of leucyl-tRNA synthetase	567	4392
<i>leuS</i>	14.5	Leucine	Leucyl-tRNA synthetase (EC 6.1.1.4)	566	1658, 4157
<i>leuT</i>	85.8	Leucine	Leucine tRNA ₁ , duplicate with <i>leuVPQ</i>	565	1832, 2313, 926
<i>leuU</i>	71.6	Leucine	Leucine tRNA ₂	564	2313, 4631
<i>leuV</i>	99.2	Leucine	<i>leuV</i> α leucine tRNA ₁ , tandemly triplicate <i>leuVPQ</i> , duplicate with <i>leuT</i>	563	1095, 1285, 2313
<i>leuW</i>	15.0	Leucine	<i>feeB</i> ; leucine tRNA ₃	562	2313, 3102, 3103, 3454, 460, 703
<i>leuX</i>	96.9	Leucine	<i>Su-6</i> , <i>supP</i> ; leucine tRNA ₅ (amber [UAG] suppressor)	561	1122a, 135, 2313, 3210, 4407, 4409, 4899
<i>leuY</i>	9.5	Leucine	Regulates level of leucyl-tRNA synthetase	560	2420
<i>leuZ</i>	42.9	Leucine	Leucine tRNA ₄	17668	2313
<i>lev</i>	9.0	Levallorphan	Resistance to levallorphan	559	916
<i>lexA</i>	91.7	Lambda excision	<i>exrA</i> , <i>recA</i> , <i>spr</i> , <i>umuA</i> ; global regulator for SOS regulon (represses ca. 20 genes)	558	1654, 1755, 1802, 2575, 2576, 2765, 2928, 4017, 479, 496, 497
<i>lgt</i>	63.9	(Pro)lipoprotein glyceryl transferase	<i>umpA</i> ; phosphatidylglycerol:prolipoprotein diacylglycerol transferase	33350	1352, 3561, 3562, 4743
<i>lhr</i>	37.2	Long helicase related protein	Probable ATP-dependent helicase	35720	3656
<i>ligA</i>	54.5	Ligase	<i>lig</i> , <i>dnaL</i> , <i>pdeC</i> ; DNA ligase	557	1398, 1932, 1959
<i>ligT</i>	3.5	Ligase tRNA	Name temporary, not published; 2'-5' RNA ligase	50132	134
<i>linB</i>	29.3	Lincomycin	High-level lincomycin resistance	556	120
<i>lipA</i>	14.2	Lipoate	Lipoate biosynthesis	31534	1672, 1673, 3632, 4563
<i>lipB</i>	14.2	Lipoate	Lipoyl-protein ligase	555	3014, 3632, 4157, 4563, 681
<i>lit</i>	25.8	Late induced T4	Locus within defective prophage ϕ 14; expression of T4 late genes	554	2128, 2129, 829

Continued on following page

TABLE 1—Continued

Gene symbol	Map location (min)	Mnemonic for symbol	Synonyms and gene product—enzyme, RNA, or phenotype affected	CGSC no. ^d	References ^c
<i>livF</i>	77.4	Leucine, isoleucine, valine (transport)	Membrane protein	33713	14
<i>livG</i>	77.4	Leucine, isoleucine, valine (transport)	<i>hrbB</i> , <i>hrbC</i> , <i>hrbD</i> ; high-affinity branched-chain amino acid transport system; membrane component	553	14, 1657, 3141, 3323, 4850
<i>livH</i>	77.5	Leucine, isoleucine, valine (transport)	<i>hrbB</i> , <i>hrbC</i> , <i>hrbD</i> ; high-affinity branched-chain amino acid transport system; membrane component	552	14, 3142, 3323, 4850, 98
<i>livJ</i>	77.5	Leucine, isoleucine, valine (transport)	<i>hrbB</i> , <i>hrbC</i> , <i>hrbD</i> ; binding protein, high-affinity branched-chain amino acid transport system	551	14, 2406, 3317, 3323, 4418, 4850, 98
<i>livK</i>	77.5	Leucine, isoleucine, valine (transport)	<i>hrbB</i> , <i>hrbC</i> , <i>hrbD</i> ; leucine-specific periplasmic binding protein, high-affinity branched-chain amino acid transport	550	14, 2406, 3141, 3142, 332, 3323, 4418, 4850, 98
<i>livM</i>	77.4	Leucine, isoleucine, valine (transport)	High-affinity transport system	18190	14, 3141, 3142
<i>lldD</i>	81.4	L-Lactose dehydrogenase	<i>lct</i> , <i>lctD</i> ; L-lactate dehydrogenase, FMN dependent (EC 1.1.1.27); Arc regulon	574	1066, 1951, 2556, 4012
<i>lldP</i>	81.4	L-Lactose dehydrogenase	<i>lctP</i> ; L-lactate permease	35161	1066, 1951, 2556, 4012, 4128
<i>lldR</i>	81.4	L-Lactose dehydrogenase	<i>lctR</i> ; regulatory gene	35164	1066, 2556, 4012, 4128
<i>lolA</i>	20.2	Localization OM lipoproteins	Periplasmic protein responsible for sorting and transporting lipoproteins to outer membrane	53417	2815, 2816
<i>lon</i>	9.9	Long form	<i>capR</i> , <i>deg</i> , <i>dir</i> , <i>muc</i> ; DNA-binding, ATP-dependent protease LA; <i>lon</i> mutants form long cells	547	1063, 1297, 1324, 1392, 20, 2768, 2769, 2823, 2992, 3929, 4924, 4925, 682, 733, 752, 4396
<i>lpcA</i>	5.4	Lipopolysaccharide core	<i>gmhA</i> ; phosphoheptose isomerase, T-phage resistance	546	1698, 4562, 517
<i>lpcB</i>	68.0	Lipopolysaccharide core	<i>mrc</i> , <i>pon</i> ; T-phage resistance, novobiocin sensitivity	545	10241
<i>lpd</i>	2.8	Lipoamide dehydrogenase	<i>dhl</i> ; lipoamide dehydrogenase (NADH) (EC 1.8.1.4)	544	1553, 1556, 1558, 2415, 2416, 4199, 4150, 4203, 655, 866
<i>lplA</i>	99.6	Lipoprotein ligase	<i>slr</i> ; lipoate-protein ligase A; selenolipoate resistant	33052	3013, 3014, 3633
<i>lpp</i>	37.8	Lipoprotein	<i>mlpA</i> ; murein lipoprotein structural gene	543	1420, 1529, 1671, 3109, 3110, 4792, 4819, 487, 4971, 3748a
<i>lpxA</i>	4.4	Lipid A expression	UDP-N-acetylglucosamine acetyltransferase	17665	1346, 4747, 804, 876, 877
<i>lpxB</i>	4.4	Lipid A expression	<i>pgsB</i> ; lipid A disaccharide synthase	404	4424, 804, 876, 877
<i>lpxC</i>	2.3	Lipid A expression	<i>asmA</i> ; <i>envA</i> ; essential gene; cell envelope and cell separation	815	2071, 2273, 260, 2675, 2676, 2911, 3091, 3921, 4139, 4275, 4903
<i>lpxD</i>	4.3	Lipid A expression	<i>fir</i> , <i>firA</i> , <i>hlpA</i> , <i>omsA</i> , <i>skp</i> , <i>ssc</i> ; UDP-3-O-(R-3-hydroxymyristoyl)-glucosamine N-acetyltransferase	775	1, 1040, 1773, 1775, 2193, 3761, 3921, 804, 1702
<i>lpxK</i>	20.9	Lipid A expression	Lipid A 4' kinase	51784	1375
<i>lrb</i>	7.3	L-Ribose (utilization)	Affects NADPH-linked L-ribose reductase activity	36791	4459
<i>lrhA</i>	51.8	LysR homolog	<i>genR</i> ; regulatory protein, similar to LysR family	32685	421
<i>lrp</i>	20.1	Leucine regulatory protein	<i>mbf</i> , <i>ihb</i> , <i>livR</i> , <i>lrs</i> , <i>lss</i> , <i>lstR</i> , <i>oppI</i> , <i>rblA</i> ; high-affinity branched-chain amino acid transport system; global regulatory protein, Leu responsive; site-specific blocking of methylation	549	100, 117, 1349, 2416, 2555, 2558, 3167, 3450, 3660, 4516, 4551, 473, 4748, 883, 1627
<i>lspA</i>	0.5	Lipoprotein signal peptidase	<i>dapB</i> , <i>ileS</i> ; prolipoprotein signal peptidase (EC 3.4.99.-)	11326	1913, 2104, 2945, 3640, 4422, 466, 4820, 4829, 4830, 4905
<i>lysA</i>	64.1	Lysine	Diaminopimelate decarboxylase (EC 4.1.1.20)	540	4247, 4249, 716
<i>lysC</i>	91.2	Lysine	<i>apk</i> ; aspartokinase III (EC 1.1.1.3)	539	467, 652, 653
<i>lysP</i>	48.4	Lysine	<i>cadR</i> ; lysine permease	942	3143, 3485, 4198, 4325
<i>lysQ</i>	16.8	Lysine	Lysine tRNA (multiple loci, see <i>lysT</i>)	51037	2313
<i>lysR</i>	64.2	Lysine	LysR, prototype of family of global transcriptional regulators	18187	4248
<i>lysS</i>	65.3	Lysine	<i>asuD</i> <i>herC</i> ; lysyl tRNA synthetase, constitutive	17662	1122a, 1151, 1351, 1383, 1771, 1946, 2173, 686, 768
<i>lysT</i>	16.8	Lysine	<i>Suβ</i> , <i>lysTα</i> , <i>supG</i> , <i>supL</i> (ochre suppression); lysine tRNA (multiple loci, <i>lysQTVWYZ</i>)	537	1122a, 1285, 2313, 3530, 4898

Continued on following page

TABLE 1—Continued

Gene symbol	Map location (min)	Mnemonic for symbol	Synonyms and gene product—enzyme, RNA, or phenotype affected	CGSC no. ^d	References ^c
<i>lysU</i>	93.8	Lysine	Lysyl tRNA synthetase, inducible	16693	1394, 1946, 1948, 2508, 4541, 686, 268
<i>lysV</i>	54.3	Lysine	<i>supN</i> ; lysine tRNA (multiple loci, see <i>lysT</i>)	132	1122a, 2313, 3238, 4509, 539
<i>lysW</i>	16.8	Lysine	<i>lysTβ</i> ; lysine tRNA (multiple loci, see <i>lysT</i>)	28352	2313
<i>lysX</i>	63.3	Lysine	Lysine excretion	536	2007, 2008
<i>lysY</i>	16.8	Lysine	<i>lysTγ</i> ; lysine tRNA (multiple loci, see <i>lysT</i>)	51031	2313
<i>lysZ</i>	16.8	Lysine	lysine tRNA (multiple loci, see <i>lysT</i>)	51034	2313
<i>lytA</i>	60.6	Lytic	Tolerance to β-lactams; autolysis	18184	1649, 1651, 2380, 4035
<i>lytB</i>	0.6	Lytic	Penicillin tolerance and stringent response effects	34696	1575, 1651, 2380, 3506, 466
<i>lyx</i>	80.7	Lyxose	Novel pathway for utilization of lyxose via xylulose through rhamnose and pentose pathways; xylulose kinase	36908	2437, 3843
<i>maa</i>	10.3	Maltose acetylase	<i>mac</i> ; maltose transacetylase	36808	477
<i>mac</i>	26.5	Macrolide	Macrolide resistance, erythromycin resistance; see also <i>maa</i>	535	4143
<i>mae</i>	33.5	Malic enzyme	May be <i>sfcA</i> ; malic enzyme, NAD linked (EC 1.1.1.38)	36710	2719
<i>mafA</i>	0.9	Maintenance of F	Maintenance of F-like plasmids	534	3249, 3313, 4625–4628
<i>mafB</i>	1.9	Maintenance of F	Maintenance of F-like plasmids	533	4625
<i>malA</i>	76.4	Maltose	<i>malQPT</i> cluster	23561	1781
<i>malB</i>	91.5	Maltose	<i>malG-M</i> cluster	18924	
<i>malE</i>	91.5	Maltose	Maltose-binding protein, periplasmic; substrate recognition for transport and chemotaxis	532	1103, 1224, 1293, 271, 272, 273, 274, 3265, 329, 330, 3644, 3668, 810
<i>malF</i>	91.4	Maltose	Maltose transport complex, inner membrane-spanning subunit	531	1128, 1320, 2850, 3798
<i>malG</i>	91.4	Maltose	Maltose/maltodextrin transport complex, inner membrane-spanning subunit	530	1224, 1295, 3798, 943
<i>malI</i>	36.6	Maltose	Regulatory gene whose product has homology to repressors LacI, GalR, CytR	18181	1129, 3642
<i>malK</i>	91.5	Maltose	<i>malB</i> ; maltose transport complex, ATP-binding subunit	529	1224, 1431, 1701, 271, 272, 274, 3265, 3798, 4394, 814
<i>malM</i>	91.5	Maltose	<i>mola</i> ; periplasmic protein	18178	1432
<i>malP</i>	76.5	Maltose	<i>blu</i> ; maltodextrin phosphorylase (EC 2.4.1.1)	528	1778, 1779, 1781, 3340, 3588, 3706, 3940, 990
<i>malQ</i>	76.4	Maltose	Amylomaltase (EC 2.4.1.25)	527	1778, 1779, 1781, 3551, 3940
<i>malS</i>	80.5	Maltose	α-Amylase, periplasmic, MalT dependent	17659	1306, 3922
<i>malT</i>	76.5	Maltose	Lambda sensitivity; positive regulator for <i>mal</i> regulon	526	1224, 1778, 1779, 1780, 1781, 3587, 3588, 3669, 800, 928, 931, 988, 989, 990
<i>malX</i>	36.6	Maltose	PTS enzyme II homolog; <i>malI</i> regulated	32254	3643
<i>malY</i>	36.6	Maltose	Affects induction of maltose system	32257	3643, 4922
<i>malZ</i>	9.1	Maltose	Maltodextrin glucosidase	29868	2651, 3394, 4352
<i>manA</i>	36.4	Mannose	<i>pni</i> ; mannosephosphate isomerase (EC 5.3.1.8)	525	2024, 2491, 2932, 2933, 3207, 386
<i>manC</i>	87.6	Mannose	<i>mni</i> ; D-mannose isomerase	524	4207
<i>manX</i>	41.0	Mannose	<i>gptB</i> , <i>mpt</i> , <i>ptsL</i> , <i>ptsM</i> , <i>ptsX</i> ; mannose phosphotransferase system, protein II-A (III)	17656	1169, 1171, 3344, 4745
<i>manY</i>	41.0	Mannose	<i>pel</i> , <i>ptsM</i> , <i>ptsP</i>	18175	1169, 1171, 1844, 3344, 4745
<i>manZ</i>	41.0	Mannose	<i>gptB</i> , <i>mpt</i> , <i>ptsM</i> , <i>ptsX</i> ; mannosephosphotransferase enzyme IIB	346	1844, 3344, 4745, 890
<i>map</i>	4.1		Methionine aminopeptidase (EC 3.4.11.18)	30569	294, 676
<i>marA</i>	34.9	Multiple antibiotic resistance	<i>soxQ</i> , <i>cfxB</i> ? <i>nfxC</i> , <i>norB</i> ? resistance to tetracycline, other antibiotics; transcription activator of multiple antibiotic resistance system	18172	130, 1350, 1403, 1448, 1505, 1591, 1592, 1984, 2780, 3737, 4724, 790, 791
<i>marB</i>	34.9	Multiple antibiotic resistance	Regulatory gene for <i>mar</i>	32217	130, 1448, 3737, 790
<i>marR</i>	34.9	Multiple antibiotic resistance	<i>cfxB</i> , <i>soxQ</i> ; repressor of <i>mar</i> operon	30935	130, 1448, 2780, 3737, 4271, 790
<i>mbrB</i>	88.6	Mothball resistant	Resistance to camphor vapors; coupling of cell division and replication, growth rate and partitioning	36929	4468, 4469
<i>mcrA</i>	26.1	Methylcytosine restriction	<i>rgIA</i> ; within defective prophage e14; restriction of DNA at 5-methylcytosine residues	10961	3602, 3603, 3604, 3618, 1759

Continued on following page

TABLE 1—Continued

Gene symbol	Map location (min)	Mnemonic for symbol	Synonyms and gene product—enzyme, RNA, or phenotype affected	CGSC no. ^d	References ^c
<i>mcrB</i>	98.6	Methylcytosine restriction	<i>rglB</i> ; restriction of DNA at 5-methylcytosine residues	4978	1050, 2350, 3602, 3603, 3604, 3739, 3740, 3741
<i>mcrC</i>	98.6	Methylcytosine restriction	Modifies specificity of McrB restriction	34613	1050, 2350, 3603, 3740
<i>mcrD</i>	98.6	Methylcytosine restriction	Inhibits McrE restriction resistance to DMP840, adriamycin, etoposide; possibly modulates Topo IV activity	34616	3603, 3740
<i>mdaB</i>	68.3	Modulator of drug activity		53544	688
<i>mdh</i>	72.9	MDH	Malate dehydrogenase (EC 1.1.1.37)	523	1227, 2831, 4298, 4598
<i>mdoA</i>	23.9	Membrane-derived oligosaccharide	<i>modGH</i> operon	4970	
<i>mdoB</i>	99.0	Membrane-derived oligosaccharide	Phosphoglycerol transferase I activity	18169	1234, 1974, 569
<i>mdoG</i>	23.9	Membrane-derived oligosaccharide	<i>mdoA</i> ; periplasmic oligosaccharide synthesis	31849	1235, 2387, 2388, 2636, 411
<i>mdoH</i>	23.9	Membrane-derived oligosaccharide	<i>mdoA</i> ; membrane glycosyltransferase	31852	1235, 2387, 2388, 2636, 411
<i>meb</i>	78.7	<i>malE</i> bypass	Suppressor of <i>malE secB</i> -defective transport of <i>mal</i> -binding protein	28194	1293
<i>melA</i>	93.5	Melibiose	<i>mel-7</i> ; α -galactosidase (EC 3.2.1.22)	522	1624, 2185, 2501, 2548, 4031, 4685
<i>melB</i>	93.6	Melibiose	<i>mel-4</i> ; thiomethylgalactoside permease II	521	1624, 2185, 2501, 252, 4878
<i>melR</i>	93.5	Melibiose	Regulatory	18166	2501, 462, 4685, 659
<i>menA</i>	88.7	Menaquinone (vitamin K ₂)	Dimethylmenaquinone formation in vitamin K ₂ biosynthesis	520	3465, E
<i>menB</i>	51.2	Menaquinone	1,4-Dihydroxy-2-naphthoate synthase	519	1548, 1550, 3997, 4007, 4011
<i>menC</i>	51.2	Menaquinone	<i>o</i> -Succinylbenzoate synthase II	518	1548, 1550, 310, 4007, 4011
<i>menD</i>	51.2	Menaquinone	<i>o</i> -Succinylbenzoate synthase I (EC 4.1.3.-)	517	1548, 1550, 3338, 3486, 4007, 4011
<i>menE</i>	51.1	Menaquinone	<i>o</i> -Succinylbenzoate-CoA synthase	17653	2384, 3998, 4011
<i>menF</i>	51.2	Menaquinone	Menaquinone pathway-specific isochorismate synthase	35955	3040, 310, 936
<i>mepA</i>	52.7	Murein peptidase	Murein DD-endopeptidase	17650	1890, 2184
<i>mesJ</i>	4.6		Cell cycle protein	49262	3423a
<i>metA</i>	90.8	Methionine	Homoserine transsuccinylase (EC 2.3.1.46)	516	1094, 2919, 2920, 358, 35
<i>metB</i>	88.9	Methionine	<i>met</i> ₁ , <i>met-1</i> ; cystathionine γ -synthase (EC 4.2.99.9)	515	1093, 1508, 1509, 2242, 2347, 2547, 3802, 4917
<i>metC</i>	67.9	Methionine	Cystathionine β -lyase; (EC 4.4.1.8)	514	284, 2918
<i>metD</i>	4.8	Methionine	Methionine sulfoximine sensitivity, D-methionine transport	513	2078
<i>metE</i>	86.5	Methionine	Tetrahydropteroyltryglutamate methyltransferase (EC 2.1.1.14)	512	3284, 58, 66, 926
<i>metF</i>	89.0	Methionine	5,10-Methylenetetrahydrofolate reductase (EC 1.1.1.68)	511	1509, 2242, 2347, 3802, 3803, 4454, 4917
<i>metG</i>	47.3	Methionine	Methionyl-tRNA synthetase; ethionine effects	510	125, 929, 930
<i>metH</i>	91.0	Methionine	B ₁₂ -dependent homocysteine-N ⁵ -methyltetrahydrofolate transmethylase	509	218, 2756, 3283, 3284
<i>metJ</i>	88.9	Methionine	Methionine sulfoximine plus methylmethionine sensitivity; repressor	508	1509, 2078, 2242, 2336, 2347, 2547, 3802, 4109, 4917
<i>metK</i>	66.5	Methionine	Methionine adenosyltransferase (EC 2.5.1.6); ethionine sensitivity	507	1510, 1598, 2336, 2766, 3878, 472
<i>metL</i>	89.0	Methionine	<i>metM</i> ; aspartokinase II-homoserine dehydrogenase II	506	1093, 1508, 1509, 2242, 2347, 3802, 3877, 4916, 4917, 789, 953
<i>metR</i>	86.4	Methionine	Positive regulatory gene for <i>metE</i> and <i>metH</i> and autogenous regulation	18163	2825, 4515, 4703, 601, 926, 4515
<i>metT</i>	15.0	Methionine	<i>metT</i> α ; duplicate gene; methionine tRNA _m ; see <i>metU</i>	505	1285, 1915, 2313, 3102, 3103, 3454
<i>metU</i>	15.0	Methionine	<i>metT</i> β ; duplicate gene; methionine tRNA _m	28349	2313
<i>metV</i>	63.5	Methionine	<i>metZ</i> β ; triplicate gene; initiator methionine tRNA _{i1} (<i>metVWZ</i>)	35659	2198, 2199, 2313
<i>metW</i>	63.5	Methionine	Triplicate gene; methionine tRNA _{i1}	35656	2313, 2198
<i>metY</i>	71.5	Methionine	Methionine tRNA _{i2}	504	1487, 1927, 1928, 2197, 2313
<i>metZ</i>	63.5	Methionine	<i>metZ</i> α ; triplicate gene; initiator methionine tRNA _{i1} ; <i>metVWZ</i>	503	2198, 2199, 2313, 3085
<i>mfd</i>	25.2	Mutation frequency decline	Transcription repair coupling factor	35179	3964–3969

Continued on following page

TABLE 1—Continued

Gene symbol	Map location (min)	Mnemonic for symbol	Synonyms and gene product—enzyme, RNA, or phenotype affected	CGSC no. ^d	References ^c
<i>mglA</i>	48.2	Methyl-galactoside	<i>mglP</i> ; PMG; methyl-galactoside transport and galactose taxis; cytoplasmic membrane protein	502	1158, 1645, 1783, 2925, 3156, 3302, 3751, 3932, 428, 429, 758
<i>mglB</i>	48.2	Methyl-galactoside	PMG; galactose-binding protein; receptor for galactose taxis	501	1158, 1645, 1783, 2925, 3156, 3302, 3751, 3932, 3938, 3954, 758
<i>mglC</i>	48.2	Methyl-galactoside	<i>mglP</i> ; PMG; methyl-galactoside transport and galactose taxis	500	1158, 1645, 1783, 2925, 3156, 3302, 3751, 758
<i>mglR</i>	16.9	Methyl-galactoside	R-MG; regulatory gene	498	1354
<i>mgsA</i>	22.1 ^b	Methylglyoxal synthase	Methylglyoxal synthase (not shown on map)	57077	4444a
<i>mgtA</i>	96.2	Magnesium transport	<i>corB</i> ; cobalt resistance, magnesium transport	497	3353, 569
<i>mhpA</i>	7.9	<i>m</i> -Hydroxyphenylpropionic acid	3-(3-Hydroxyphenyl)propionate 2-hydroxylase; utilizes MHP	29024	1229, 570, 571
<i>mhpB</i>	8.0	<i>m</i> -Hydroxyphenylpropionic acid	3-(2,3-Dihydroxyphenyl)propionate dioxygenase; utilizes MHP	29027	1229, 4147, 570, 571
<i>mhpC</i>	8.0	<i>m</i> -Hydroxyphenylpropionic acid	Dihydroxyphenylpropionate-ring-fission-product hydrolase; utilizes MHP	29030	1229, 570, 571
<i>mhpD</i>	8.0	<i>m</i> -Hydroxyphenylpropionic acid	<i>mhpS</i> ; 2-keto-4-pentenoate hydratase; utilizes MHP	29033	1229, 570, 571
<i>mhpE</i>	8.0	<i>m</i> -Hydroxyphenylpropionic acid	4-Hydroxy-2-oxovalerate aldolase; utilizes MHP	51197	1229
<i>mhpF</i>	8.0	<i>m</i> -Hydroxyphenylpropionic acid	Acetaldehyde dehydrogenase, acylating; utilizes MHP	53814	1228, 1229
<i>mhpR</i>	7.9	<i>m</i> -Hydroxyphenylpropionic acid	Regulatory gene for MHP utilization	29021	1228, 1229, 570, 571
<i>miaA</i>	94.8	Me-isopentyl-adenine	<i>trpX</i> ; 2-methylthio- <i>N</i> ⁶ -isopentyladenosine tRNA hypermodification	18160	1345, 4487, 4489, 4490, 563, 605, 825, 826
<i>miaD</i>	99.6	Me-isopentyl-adenine	Suppresses leaky <i>miaA</i> (Oc) mutation	35254	826
<i>micF</i>	49.8	mRNA interfering cRNA	<i>stc</i> ; regulatory antisense RNA affecting <i>ompF</i> ; member of <i>soxRS</i> regulon	18157	2955, 2982, 3008, 3608, 3918, 4309, 4520, 93, 4335
<i>minB</i>	26.4	Minicell	<i>min</i> operon; formation of minicells containing no DNA; positioning division septum	495	3895, 954, 971a
<i>minC</i>	26.4	Minicell	Inhibition of FtsZ ring at division site	31329	340, 3614, 970, 971, 971a
<i>minD</i>	26.4	Minicell	Affects cell division and growth; membrane ATPase that activates MinC	31326	2386, 340, 3614, 948, 969, 970, 971a
<i>minE</i>	26.4	Minicell	Reverses inhibition by MinC of FtsZ ring	31317	3614, 948, 970, 993, 971a
<i>mioC</i>	84.6	Minimal origin	Initiation of replication; transcription of 16-kDa protein proceeds through <i>oriC</i>	18154	2603, 2606, 3245, 408
<i>mltA</i>	63.5	Membrane-bound lytic transglycosylase	<i>waaN</i> ; lipoprotein lytic transglycosylase; membrane-bound murein hydrolase, affecting sacculus maturation	53524	1789, 2618, 4517
<i>mltB</i>	60.8	Membrane-bound lytic transglycosylase	<i>slt</i> ; murein hydrolase lipoprotein; Slt35, soluble lytic transglycosylase	41040	1124, 1154, 1789, 1048a
<i>mltC</i>	66.9	Membrane-bound lytic transglycosylase	Peptidoglycan hydrolase activity, lytic transglycosylase family	54700	1049
<i>mltD</i>	5.0	Membrane-bound lytic transglycosylase	<i>dniR</i> (dissimilatory nitrite reductase); reduced amounts of hexaheme nitrite reductase; membrane transglycosylase	1575	2089
<i>mmrA</i>	85.4	Minimal medium recovery	Same as <i>rhlB</i> ? RNA helicase motif	18151	2099, 3993, 926, 4508
<i>mms</i>	69.2	Macromolecular synthesis	Complex operon, macromolecular synthesis	36863	3154
<i>mng</i>	40.0	Manganese	Manganese resistance	494	4063
<i>moaA</i>	17.6	Molybdenate	<i>bisA</i> , <i>chlA</i> , <i>narA</i> ; MPT synthesis; chlorate resistance protein A	922	1003, 1245, 1434, 18, 187, 2030, 207, 2402, 3534, 3986, 4570, 72
<i>moaB</i>	17.6	Molybdenate	MPT synthesis; chlorate resistance protein B	31222	3986
<i>moaC</i>	17.6	Molybdenate	MPT synthesis; chlorate resistance protein C	31225	3986
<i>moaD</i>	17.6	Molybdenate	<i>chlM</i> ; MPT synthesis; chlorate resistance	18475	2030, 3986, 4373
<i>moaE</i>	17.6	Molybdenate	MPT synthesis; chlorate resistance	31228	3986
<i>mobA</i>	87.1	Molybdenum	<i>chlB</i> , <i>narB</i> ; MPT guanine dinucleotide synthesis; chlorate resistance	921	1003, 1245, 1434, 18, 187, 1922, 2402, 3342, 3343, 3465, 3534, 3749, 3986, 654
<i>mobB</i>	87.0	Molybdenum	Molybdenum cofactor biosynthesis, putative nucleotide binding site	43961	1922, 3343
<i>moc</i>	31.9	Modification of CCA	Modification of CCA at 3' end of tRNA	36923	3237
<i>modA</i>	17.1	Molybdenum	Molybdate uptake; chlorate resistance; periplasmic molybdate binding protein	37372	2060, 2820, 2973, 4634

Continued on following page

TABLE 1—Continued

Gene symbol	Map location (min)	Mnemonic for symbol	Synonyms and gene product—enzyme, RNA, or phenotype affected	CGSC no. ^d	References ^c
<i>modB</i>	17.1	Molybdenum	<i>chlJ</i> ; molybdate uptake; chlorate resistance; membrane-spanning ABC protein	18478	2025, 2060, 2820, 2973, 3630, 3986, 4634
<i>modC</i>	17.2	Molybdenum	<i>chlD</i> , <i>narD</i> ; molybdate uptake; chlorate resistance	920	1003, 1245, 1434, 18, 187, 2025, 2060, 2820, 2973, 3630, 3986, 4634
<i>modE</i>	17.1	Molybdenum	<i>chlD</i> , <i>modR</i> , <i>narD</i> ; molybdate uptake	37366	1539, 2855, 4634
<i>modF</i>	17.1	Molybdenum	<i>chlD</i> , <i>narD</i> , <i>phrA</i> ; molybdate uptake	37369	1539, 4634
<i>moeA</i>	18.6	Molybdenum	<i>bisB</i> , <i>chlE</i> ; MPT synthesis; chlorate resistance	919	1003, 1245, 1434, 1664, 18, 187, 2030, 2402, 3208, 3378, 3534, 3986, 4219
<i>moeB</i>	18.6	Molybdenum	<i>chlN</i> ; MPT synthesis; chlorate resistance	18472	2030, 3208, 3986, 4373
<i>mog</i>	0.2	Molybdenum	<i>bisD</i> , <i>chlG</i> ; unknown function; chlorate resistance	917	1003, 1245, 1434, 18, 187, 2003, 2004, 2060, 3986, 4219
<i>molR</i>	47.3	Molybdate	Unknown function, probably related to molybdate transport	32567	2464, 3736
<i>motA</i>	42.6	Motility	<i>flaJ</i> ; flagellar-regulon member; flagellar rotation	491	374, 375, 4064, 4101, 985
<i>motB</i>	42.5	Motility	<i>flaJ</i> ; flagellar-regulon member; flagellar rotation	490	373, 4064, 4101, 4183
<i>mpl</i>	96.0	<i>meso</i> -Diaminopimelate ligase	UDP- <i>N</i> -acetylmuramate:L-alanyl- γ -D-glutamyl- <i>meso</i> -diaminopimelate ligase; recycles cell wall peptidoglycan (EC 6.3.2.13)	46610	2894
<i>mppA</i>	30.0	Murein peptide permease	Murein tripeptide (L-Ala- γ -D-Glut- <i>m</i> -DAP) permease	53908	3352
<i>mprA</i>	60.5	Microcin peptide regulation	<i>emrR</i> ; controls level of microcin synthesis; negative regulation of EmrAB	33255	1006, 1007, 2622
<i>mraA</i>	2.0	Murein cluster a	D-Alanine carboxypeptidase	489	
<i>mraY</i>	2.1	Murein cluster a	UDP- <i>N</i> -acetylmuramoyl-pentapeptide:undecaprenyl-PO ₄ phosphatase (EC 2.7.8.13)	30466	1894, 1895
<i>mrcA</i>	75.9	Murein cluster c	<i>ponA</i> ; penicillin-binding protein 1A	484	1930, 4337, 519
<i>mrcB</i>	3.6	Murein cluster c	<i>pbpF</i> , <i>ponB</i> ; peptidoglycan synthetase; penicillin-binding protein 1Bs	483	2166, 3096, 3097, 3601, 3714, 4307, 4337, 4346, 4957, 519
<i>mrda</i>	14.3	Murein cluster d	<i>pbpA</i> ; penicillin-binding protein PBP 2, mecillinam resistance	18148	156, 157, 279, 4157, 4232, 4233, 4343, 4587, 545
<i>mrdb</i>	14.3	Murein cluster d	<i>rodA</i> ; affects cell shape; mecillinam sensitivity	18145	156, 157, 279, 2818, 4232, 4233
<i>mreB</i>	73.2	Murein cluster e; mecillinam resistance	<i>envB</i> , <i>mon</i> , <i>rodY</i> ; mecillinam resistance; cell shape, affects division versus elongation	31343	1062, 1968, 2624, 434, 4616, 4617, 4619, 4716
<i>mreC</i>	73.2	Mecillinam resistance	Cell division and growth; mecillinam resistance; rod shape-determining protein	31348	4617, 4618
<i>mreD</i>	73.2	Mecillinam resistance	Mecillinam resistance; rod shape-determining protein	31351	4617, 4618
<i>mrp</i>	47.2	Methionine-related protein	Putative ATPase; in <i>Salmonella</i> , homolog is part of alternative pyrimidine pathway to Thi (<i>apbC</i>)	32572	3409, 930
<i>mrr</i>	98.8	Methyl-purine restriction	Restriction of methylated adenine	18139	1700, 3603
<i>msbA</i>	20.8	Multicopy suppressor of <i>htrB</i>	ABC transporter homology; biogenesis of outer membrane	31743	2139, 3474
<i>msbB</i>	41.8	Multicopy suppressor of <i>htrB</i>	Role in outer membrane structure or function	32359	2138
<i>mscL</i>	74.1	Mechanosensitive channel	Cytoplasmic membrane channel protein, opens large pore in response to mechanical stress	35417	400, 401, 4267, 4268, 4269
<i>msrA</i>	95.7	Methionine sulfoxide reductase	<i>pmsR</i> ; methionine sulfoxide reductase	34400	3018, 3585, 3586, 525
<i>msyB</i>	24.0	Multicopy suppressor of <i>secY</i>	In multicopy restores growth and protein export functions of <i>secY</i> and <i>secA</i> mutants	34718	4504
<i>mtgA</i>	72.1	Monofunctional transglycolase	Monofunctional biosynthetic peptidoglycan transglycosylase	54732	4159
<i>mtlA</i>	81.3	Mannitol	<i>mtlC</i> (promoter/operator); mannitol-specific enzyme II of PTS	481	2018, 2459, 2468, 965
<i>mtlD</i>	81.3	Mannitol	Mannitol-1-phosphate dehydrogenase (EC 1.1.1.17)	479	2018, 2347, 965
<i>mtlR</i>	81.3	Mannitol	Mannitol repressor	36774	1236
<i>mtr</i>	71.2	Methyltryptophan	High-affinity Trp permease; TyR regulon	478	1689, 1764, 1688, 3864
<i>mukB</i>	21.0	Mukaku (anucleate)	Required for chromosome partitioning; DNA binding; kinesin-like motor protein?	31516	1188, 1761, 1977, 3183, 1185, 3819, 4589
<i>mul</i>	83.1	Mutability lambda	Mutability in UV-radiated lambda phage	477	4620

Continued on following page

TABLE 1—Continued

Gene symbol	Map location (min)	Mnemonic for symbol	Synonyms and gene product—enzyme, RNA, or phenotype affected	CGSC no. ^d	References ^c
<i>murA</i>	71.8	Murein	<i>mrba</i> , <i>murZ</i> ; UDP- <i>N</i> -acetylglucosamine enolpyruvyl transferase (EC 2.5.1.7); phosphomycin resistance	33518	2773, 3548, 4571, 527
<i>murB</i>	89.9	Murein	UDP- <i>N</i> -acetylglucosaminyl-3-enolpyruvate reductase (EC 1.1.1.158)	34141	308, 3548, 395
<i>murC</i>	2.2	Murein	L-Alanine adding enzyme	476	1183, 1893, 2021, 2071, 2675, 2676
<i>murD</i>	2.1	Murein	UDP- <i>N</i> -acetylmuramoyl-L-alanine:D-glutamate ligase (EC 6.3.2.9)	30450	1894, 2889, 2890, 3533
<i>murE</i>	2.0	Murein	<i>meso</i> -Diaminopimelate adding enzyme	475	1183, 2071, 2889, 2923, 4349
<i>murF</i>	2.0	Murein	<i>mra</i> ; D-alanyl:D-alanine adding enzyme	474	101, 1183, 2071, 2889, 3368
<i>murG</i>	2.1	Murein	UDP-NAc-glucosamine: NAc-muramyl-(pentapeptide) pyrophosphoryl-undecaprenol NAc-glucosamine transferase	473	1893, 2071, 2889, 2895, 3820
<i>murH</i>	99.3	Murein	Terminal stage in peptidoglycan synthesis, incorporating disaccharide peptide units into wall	18136	3204, 900
<i>murI</i>	89.7	Murein	<i>mbrC</i> , <i>dga</i> , <i>glr</i> ; glutamate racemase (EC 5.1.1.3); D-glutamate synthesis, essential for peptidoglycan	29401	1076, 1077, 1078, 212, 2584, 4900, 523
<i>mutG</i>	43.7	Mutator	Mutation causes high C-to-T mutation in second C of CCAGG; near but distinct from <i>vsr</i> ; provisionally termed <i>mutG</i>	28933	3766
<i>mutH</i>	64.0	Mutator	<i>mutR</i> , <i>prv</i> ; methyl-directed mismatch repair; see also <i>dnaX</i>	471	1222, 1484, 1485, 1706, 4052, 4488, 856
<i>mutL</i>	94.7	Mutator	Methyl-directed mismatch repair	470	1088, 1222, 139, 1706, 4052, 4487, 4489, 4490, 856
<i>mutM</i>	82.1	Mutator	<i>fpg</i> ; repair; GC to TA; formamidopyrimidine-DNA glycosylase	18133	1221, 1489, 1706, 2434, 3717, 4052, 4128, 416, 417, 568, 599, 805, 856
<i>mutS</i>	61.5	Mutator	<i>ant?</i> <i>fdv</i> (formate dehydrogenase 2?); methyl-directed mismatch repair	469	1222, 1706, 2587, 3615, 3853, 4052, 4488, 4802, 856
<i>mutT</i>	2.4	Mutator	AT to GC transversions	468	1288, 1706, 2729, 338, 39, 4052, 856
<i>mutY</i>	66.8	Mutator	<i>micA</i> ; GC to TA transversions; adenine glycosylase, G-A repair	18130	1706, 2922, 3172, 3576, 4052, 856, 4476, 4477
<i>nac</i>	44.4	Nitrogen assimilation control	Regulatory gene, binding <i>ntnC</i>	50182	3073
<i>nadA</i>	16.8	Nicotinamide adenine dinucleotide	Quinolinate synthetase, A protein	467	1257, 2819, 4246
<i>nadB</i>	58.4	Nicotinamide adenine dinucleotide	Quinolinate synthetase, B protein	466	1257, 3015, 4379, 3963
<i>nadC</i>	2.5	Nicotinamide adenine dinucleotide	<i>nic</i> ; quinolinate phosphoribosyl transferase	465	1553, 1556, 1558, 2415, 2416, 3689
<i>nadE</i>	39.2	Nicotinamide adenine dinucleotide	<i>efg</i> , <i>ntnL</i> ; NAD synthetase, ammonia dependent	28576	4752, 70
<i>nagA</i>	15.1	<i>N</i> -Acetylglucosamine	<i>N</i> -acetylglucosamine-6-phosphate deacetylase (EC 3.5.1.25)	464	2491, 3402, 3454–3456, 4599, 4726
<i>nagB</i>	15.1	<i>N</i> -Acetylglucosamine	<i>glmD</i> ; glucosamine-6-phosphate deaminase (EC 5.3.1.10)	463	3402, 3454, 3455, 3456, 3464, 3709, 4601, 4726
<i>nagC</i>	15.1	<i>N</i> -Acetylglucosamine	<i>nagR</i> ; transcriptional regulator of <i>nag</i> operon	31479	3402, 3455, 3456, 3457, 4593, 3458
<i>nagD</i>	15.1	<i>N</i> -Acetylglucosamine	Function unknown, expressed as part of <i>nag</i> operon	36240	3455
<i>nagE</i>	15.2	<i>N</i> -Acetylglucosamine	<i>pstN</i> ; <i>N</i> -acetylglucosamine-specific enzyme II of phosphotransferase system	462	2048, 2491, 3401, 3402, 3454, 3709, 4599, 4726, 4600
<i>nalB</i>	60.2	Nalidixic acid	Sensitivity to nalidixic acid (NAL)	460	1626
<i>nalD</i>	89.2	Nalidixic acid	NAL sensitivity; NAL and glycerol penetration	18124	1827
<i>nanA</i>	72.6	<i>N</i> -Acetylneuraminate	<i>N</i> -Acetylneuraminate lyase (aldolase) (EC 4.1.3.3)	17647	2782, 3270, 4585
<i>nanT</i>	72.6	<i>N</i> -Acetylneuraminate	Sialic acid transport	18121	2782, 4585
<i>napA</i>	49.5	NitrAte reductase, periplasmic	Nitrate reductase homolog	36550	1537, 739, 740
<i>napB</i>	49.5	NitrAte reductase, periplasmic	Cytochrome <i>c</i> homolog	36560	1537, 739, 740
<i>napC</i>	49.5	NitrAte reductase, periplasmic	Cytochrome <i>c</i> homolog	36566	1537, 739, 740
<i>napD</i>	49.6	NitrAte reductase, periplasmic	Unknown function, <i>nap</i> operon	36547	1537, 739, 740

Continued on following page

TABLE 1—Continued

Gene symbol	Map location (min)	Mnemonic for symbol	Synonyms and gene product—enzyme, RNA, or phenotype affected	CGSC no. ^d	References ^c
<i>napF</i>	49.6	NitrAte reductase, periplasmic	Ferredoxin homolog	36544	1537, 739, 740
<i>napG</i>	49.5	NitrAte reductase, periplasmic	Ferredoxin homolog	36553	1537, 739, 740
<i>napH</i>	49.5	Nitrate reductase, periplasmic	Ferredoxin homolog	36556	1537, 739, 740
<i>narG</i>	27.6	Nitrate reductase, nitrate regulation	<i>chlC</i> , <i>narC</i> ; nitrate reductase α -subunit (EC 1.7.99.4)	459	1118, 1595, 240, 2495, 2532, 2533, 2856, 3727, 391, 4125
<i>narH</i>	27.7	Nitrate reductase, nitrate regulation	<i>chlC</i> ; nitrate reductase β -subunit	18118	1118, 1246, 1433, 240, 2495, 392, 4125
<i>narI</i>	27.7	Nitrate reductase, nitrate regulation	<i>chlI</i> ; cytochrome <i>b_{NR}</i> , structural gene; γ subunit	458	1595, 2495, 3305, 3727, 4125, 4126, 4219, 425, 735
<i>narJ</i>	27.7	Nitrate reductase, nitrate regulation	Nitrate reductase δ -subunit; chaperone	18115	1092, 2495, 2588, 3343, 392, 4125
<i>narK</i>	27.5	Nitrate reductase, nitrate regulation	Nitrate/nitrite antiporter (probably)	18112	1017, 2495, 391, 4220
<i>narL</i>	27.5	Nitrate reductase, nitrate regulation	<i>frdR</i> , <i>narR</i> ; regulatory protein	18109	1122, 1569, 1954, 2096, 2097, 2495, 4008, 4215, 4220
<i>narP</i>	49.3	Nitrate reductase, nitrate regulation	Regulatory protein	32598	3575, 4217
<i>narQ</i>	55.7	Nitrate reductase, nitrate regulation	Nitrate sensor-transmitter protein, anaerobic respiratory path; function redundant with <i>narX</i>	36333	3574, 3575, 3935, 726–728
<i>narU</i>	33.2	Nitrate reductase, nitrate regulation	Nitrate sensor-transmitter protein, anaerobic respiratory path	52770	423
<i>narV</i>	33.1	Nitrate reductase, nitrate regulation	Cryptic nitrate reductase II, γ -subunit	32136	391, 393
<i>narW</i>	33.1	Nitrate reductase, nitrate regulation	Cryptic nitrate reductase II, δ -subunit	32139	391, 393, 423
<i>narX</i>	27.5	Nitrate reductase, nitrate regulation	<i>frdR</i> , <i>narR</i> ; nitrate sensor-transmitter protein; functional redundancy with <i>narQ</i>	18106	2096, 2097, 2495, 4215, 4220, 4746, 728
<i>narY</i>	33.1	Nitrate reductase, nitrate regulation	Cryptic NR II, β -subunit	32142	391, 393, 423
<i>narZ</i>	33.1	Nitrate reductase, nitrate regulation	Cryptic NR II, α -subunit	18103	391, 393, 424
<i>ndh</i>	25.1	NADH dehydrogenase	Respiratory NADH dehydrogenase	457	1497, 2888, 4901, 615
<i>ndk</i>	57.0	Nucleoside diphosphate kinase	Nucleoside diphosphate kinase (EC 2.7.4.6)	32926	1615, 1616, 2649, 3985
<i>neaB</i>	75.0	Neamine	Neamine sensitivity	456	630
<i>nei</i>	16.0	Endonuclease VIII	DNA glycosylase/apurinic lyase, deoxyinosine-specific; endonuclease VIII	53314	1656, 2016, 2017, 2875, 3805
<i>nemA</i>	37.2	<i>N</i> -Ethylmaleimide	<i>N</i> -Ethylmaleimide reductase	52714	2968
<i>nfi</i>	90.5	Endonuclease V	Endonuclease V, specific for single-stranded DNA or duplex DNA with damaged U	45426	1018, 1571, 1572, 4874
<i>nfnA</i>	80.8	Nitrofurantoin	Nitrofurantoin sensitivity	18100	3876
<i>nfnB</i>	13.0	Nitrofurantoin	<i>nfsI</i> , <i>nfsB</i> ; resistance to nitrofurantoin; a nitroreductase	18097	2832, 2917, 3876, 490, 4931, 4932
<i>nfo</i>	48.5	Endonuclease IV	Endonuclease IV; member of <i>soxRS</i> regulon	14161	889
<i>nfrA</i>	12.7	N4 (phage) resistant	Outer membrane protein, putative structural receptor for N4 adsorption	31154	2213, 2214
<i>nfrB</i>	12.7	N4 (phage) resistant	Phage N4 susceptibility; membrane protein	31157	2213, 2214
<i>nfrD</i>	54.2	N4 (phage) resistant	Phage N4 susceptibility	36113	2215
<i>nfsA</i>	21.9	Nitrofurazone sensitivity	<i>mdaA</i> ; nitrofurantoin reductase I activity B; overexpression results in resistance to cytotoxic drugs	454	688, 2832, 490, 4930
<i>nhaA</i>	0.4	Na ⁺ /H ⁺ antiporter	<i>ant</i> ; Na ⁺ /H ⁺ antiporter; stress response to high salinity and pH	15893	1081, 1410, 1440, 1909, 2142, 2143, 3272, 3329, 3330, 3583, 4326, 4393, 4577
<i>nhaB</i>	26.6	Na ⁺ /H ⁺ antiporter	Regulator of intracellular pH	30269	2182, 3272, 3329, 3330, 3438, 3439, 4393, 4577
<i>nhaR</i>	0.4	Na ⁺ /H ⁺ antiporter	Positive regulator of Na ⁺ -dependent transcription of <i>nhaA</i> ; DNA-binding; LysR family of regulatory proteins	30281	3330, 3583, 641
<i>nikA</i>	77.8	Nickel	<i>hydC</i> , <i>hydD</i> ; affects formate hydrogen-lyase activity, hydrogenase, and hydrogenase-related fumarase	18226	1340, 3139, 4230, 4796, 4797, 4800
<i>nikB</i>	77.9	Nickel	<i>hydC</i> , <i>hydD</i> ; activity as <i>nikA</i>	33180	3139, 4796

Continued on following page

TABLE 1—Continued

Gene symbol	Map location (min)	Mnemonic for symbol	Synonyms and gene product—enzyme, RNA, or phenotype affected	CGSC no. ^d	References ^c
<i>nikC</i>	77.9	Nickel	<i>hydC</i> , <i>hydD</i> ; activity as <i>nikA</i>	33183	3139, 4796
<i>nikD</i>	77.9	Nickel	<i>hydC</i> , <i>hydD</i> ; activity as <i>nikA</i>	33186	3139, 4796
<i>nikE</i>	77.9	Nickel	<i>hydD</i> , <i>lipP</i> ? formate hydrogen-lyase activity	18223	3139, 4796, 4797
<i>nirB</i>	75.3	Nitrite reductase	Nitrite reductase [NAD(P)H] subunit (EC 1.6.6.4)	451	1647, 1973, 1998, 2693, 2694, 3386
<i>nirC</i>	75.3	Nitrite reductase	Membrane protein affecting nitrite reductase [NAD(P)H] activity	452	1647, 3386
<i>nirD</i>	75.3	Nitrite reductase	Nitrite reductase [NAD(P)H] subunit (EC 1.6.6.4)	35425	1647, 3386
<i>nlpA</i>	82.7	New lipoprotein	Lipoprotein in outer membrane vesicles	35704	2022, 3563, 4833, 4906
<i>nlpB</i>	56.0	New lipoprotein	Nonessential lipoprotein in outer membrane vesicles	33030	463
<i>nlpC</i>	38.6	New lipoprotein	Lipoprotein	35802	4792a
<i>nlpD</i>	61.8	New lipoprotein	May function in cell wall formation	33225	1879, 2414
<i>nmpC</i>	12.4	New membrane protein	<i>phmA</i> ; locus of defective phage <i>qsr'</i> ; porin, outer membrane, not expressed in K-12 due to IS5 insertion	447	1751, 389, 390, 809
<i>non</i>	45.7	Nonmucoid	Affects capsule formation	446	3577
<i>npr</i>	72.1	N-regulated protein	<i>ptsO</i> ; NPr, N-regulated HPr-like protein	43864	3517
<i>nrdA</i>	50.5	Nucleotide reductase	<i>dnaF</i> ; ribonucleoside diphosphate reductase subunit B1 (EC 1.17.4.1); class I enzyme, aerobic, physiologically active	445	1326, 3190, 3451, 4085, 4278, 4279, 4280, 4495, 4496, 4827, 640, 1242, 1243, 1487, 1628
<i>nrdB</i>	50.6	Nucleotide reductase	<i>ftsB</i> ; ribonucleoside diphosphate reductase subunit B2 (EC 1.17.4.1); class I enzyme, aerobic	444	1326, 2338, 3451, 4279, 4357, 4496, 4827, 640, 1242, 1243, 1487, 1628, 3822
<i>nrdD</i>	96.1	Nucleotide reductase	Ribonucleotide reductase, class III, anaerobic	34589	4284
<i>nrdE</i>	60.3	Nucleotide reductase	Nonessential ribonucleoside-diP reductase 2, subunit α , class I, function unknown	53512	2050, 2051
<i>nrdF</i>	60.3	Nucleotide reductase	Nonessential ribonucleoside-diP reductase 2, subunit β , class I, function unknown	53515	2050, 2051
<i>nrdG</i>	96.1	Nucleotide reductase	NrdD activating enzyme, generating glycyI radical	54766	4283
<i>nrfA</i>	92.4	Nitrite reductase, formate-dependent	<i>aidC</i> ; formate-dependent nitrite reduction; tetraheme cytochrome <i>c</i> ₅₅₂ ; <i>aidC</i> mutation complemented by <i>nrfG</i>	34336	1868, 1921, 3334, 937, 11a, 4602
<i>nrfB</i>	92.4	Nitrite reductase, formate-dependent	Formate-dependent nitrite reduction; pentaheme cytochrome <i>c</i>	34364	1868, 938
<i>nrfC</i>	92.4	Nitrite reductase, formate-dependent	Formate-dependent nitrite reduction; nonheme FE-S protein, probably transmembrane	34352	1868, 938
<i>nrfD</i>	92.4	Nitrite reductase, formate-dependent	Formate-dependent nitrite reduction; transmembrane protein similar to QOR	34355	1868, 938
<i>nrfE</i>	92.5	Nitrite reductase, formate-dependent	Formate-dependent nitrite reduction; membrane protein	34358	1536, 1868, 938
<i>nrfF</i>	92.5	Nitrite reductase, formate-dependent	Formate-dependent nitrite reduction; periplasmic protein; NrfA/B synthesis?	34361	1536, 1868, 938
<i>nrfG</i>	92.5	Nitrite reductase, formate-dependent	<i>aidC</i> ; function unknown, required for Nrf pathway; <i>aidC</i> mutation complemented by <i>nrfG</i>	34345	1536, 1868, 3334, 11a, 4602
<i>nth</i>	36.9	Endonuclease III	DNA glycosylase/aprimidinic (AP) lyase, specific for damaged pyrimidine sites, particularly Thy; endonuclease III	13070	1656, 202, 2434, 3717, 3805, 4701, 888
<i>ntpA</i>	42.0	Nucleoside triphosphatase	dATP-preferring nucleoside tri-P pyrophosphohydrolase	46700	1950, 3254
<i>nuoA</i>	51.8	NADH:ubiquinone oxidoreductase	NADH dehydrogenase I subunit (EC 1.6.99.–)	32679	1197, 4694, 4918, 616
<i>nuoB</i>	51.8	NADH:ubiquinone oxidoreductase	NADH dehydrogenase I subunit (EC 1.6.99.–)	32676	1197, 4694, 4918, 616
<i>nuoC</i>	51.7	NADH:ubiquinone oxidoreductase	NADH dehydrogenase I subunit (EC 1.6.99.–)	32673	1197, 4694, 616
<i>nuoE</i>	51.7	NADH:ubiquinone oxidoreductase	NADH dehydrogenase I subunit (EC 1.6.99.–)	32667	4694, 616
<i>nuoF</i>	51.7	NADH:ubiquinone oxidoreductase	NADH dehydrogenase I subunit (EC 1.6.99.–)	32664	1197, 3546, 4694, 616
<i>nuoG</i>	51.6	NADH:ubiquinone oxidoreductase	NADH dehydrogenase I subunit (EC 1.6.99.–)	32661	1197, 3546, 4694, 616

Continued on following page

TABLE 1—Continued

Gene symbol	Map location (min)	Mnemonic for symbol	Synonyms and gene product—enzyme, RNA, or phenotype affected	CGSC no. ^d	References ^c
<i>nuoH</i>	51.6	NADH:ubiquinone oxidoreductase	NADH dehydrogenase I subunit (EC 1.6.99.–)	32658	1197, 3546, 4694, 616
<i>nuoI</i>	51.6	NADH:ubiquinone oxidoreductase	NADH dehydrogenase I subunit (EC 1.6.99.–)	32655	1197, 3546, 4694, 616
<i>nuoJ</i>	51.6	NADH:ubiquinone oxidoreductase	NADH dehydrogenase I subunit (EC 1.6.99.–)	32652	3546, 4694, 616
<i>nuoK</i>	51.6	NADH:ubiquinone oxidoreductase	NADH dehydrogenase I subunit (EC 1.6.99.–)	32649	3546, 4694, 616
<i>nuoL</i>	51.5	NADH:ubiquinone oxidoreductase	NADH dehydrogenase I subunit (EC 1.6.99.–)	32646	3117, 3546, 616
<i>nuoM</i>	51.5	NADH:ubiquinone oxidoreductase	NADH dehydrogenase I subunit (EC 1.6.99.–)	32639	1197, 4694, 616
<i>nuoN</i>	51.5	NADH:ubiquinone oxidoreductase	NADH dehydrogenase I subunit (EC 1.6.99.–)	29354	1197, 4694, 616
<i>nupC</i>	54.1	Nucleoside permease	<i>cru</i> ; transport of nucleosides, except guanosine	443	2303, 3046, 3047, 4944, 539, 586, 864
<i>nupG</i>	66.9	Nucleoside permease	Transport of nucleosides	442	3046, 3047, 3172, 4715
<i>nusA</i>	71.4	N (λ protein) utilization substance	Survives lambda prophage induction; transcription termination/antitermination L factor	441	1312, 1506, 1507, 1513, 1927, 1928, 2375, 2566, 3108, 3459, 3462, 4670, 4945, 939, 3804a
<i>nusB</i>	9.4	N (λ protein) utilization substance	<i>groNB</i> , <i>ssaD</i> , <i>ssyB</i> ; survives prophage induction; transcription termination L factor	440	1313, 1366, 1408, 1926, 3285, 3598, 4004, 4315, 4361, 4670, 851
<i>nusG</i>	90.0	N (λ protein) utilization substance	Stabilizes λ -N-NusA-RNAP antitermination complex	31308	2525, 2526, 2566, 4276, 576, 939
<i>nuvA</i>	9.4	Near UV (sensitivity)	Uridine thiolation factor A activity	439	1210, 2573, 3606, 609
<i>nuvC</i>	44.1	Near UV (sensitivity)	Uridine thiolation factor C activity	438	3781
<i>ogrK</i>	46.7	P2 <i>ogr</i> gene	Positive regulator of P2 growth (insertion of P2 <i>ogr</i> gene)	53483	4100
<i>ogt</i>	30.1	O-methylguanine transferase	O ⁶ -methylguanine-DNA methyltransferase, constitutive	31984	1990, 2698, 2761, 3006, 3503, 3504, 3505, 3629, 7
<i>ompA</i>	21.9	Outer membrane protein	<i>con</i> , <i>tolG</i> , <i>tut</i> ; outer membrane protein 3a (II*; G;d) structural gene	437	1501, 1694, 267, 280, 3023, 3024, 3025, 493, 707, 795, 949, 986
<i>ompC</i>	49.8	Outer membrane protein	<i>meoA</i> , <i>par</i> ; outer membrane protein 1b (Ib, c)	436	2954, 2980, 2981, 3880, 4520, 4574, 4811
<i>ompF</i>	21.2	Outer membrane protein	<i>cmlB</i> , <i>coa</i> , <i>cry</i> , <i>tolF</i> ; outer membrane protein 1a (Ia;b;F)	435	1652, 1841, 1842, 1917, 1918, 258, 2740, 2954, 3075, 3077, 3225, 3550, 3637, 3738, 3880, 4375, 4433, 4492, 4574, 905
<i>ompG</i>	29.7	Outer membrane protein	Novel porin; not shown in Fig. 1; see EcoMap10 (3763a) at 29.75 min	57349	2987, 1194a
<i>ompR</i>	76.2	Outer membrane protein	<i>cry</i> , <i>envZ</i> , <i>ompB</i> ; activator protein for osmoregulation of OmpC and OmpF	434	1374, 1610, 1611, 2110, 1167, 2978, 2979, 2983, 3129, 3946, 4374, 4491, 4584, 4681, 4807, 816, 4038
<i>ompT</i>	12.6	Outer membrane protein	Outer membrane protein 2b; protease VII; cleaves T7 RNA polymerases, Ada, SecY	4984	1462, 1524, 1525, 1715, 2786, 3769, 4265
<i>ompX</i>	18.3	Outer membrane protein	Outer membrane protein, with role in inducing RNAP- σ^E production	35913	2863
<i>oppA</i>	28.0	Oligopeptide permease	Oligopeptide permease	18094	108, 1782, 2494, 3351, 4188
<i>oppB</i>	28.0	Oligopeptide permease	Oligopeptide transport	18091	108, 1782, 2494
<i>oppC</i>	28.1	Oligopeptide permease	Oligopeptide transport	18088	108, 1782
<i>oppD</i>	28.1	Oligopeptide permease	Oligopeptide transport	18085	108, 1782
<i>oppE</i>	98.9	Oligopeptide permease	Oligopeptide transport	18082	108
<i>oppF</i>	28.1	Oligopeptide permease	Oligopeptide transport; ATP hydrolysis	35799	1344
<i>opr</i>	19.0	<i>rpo</i> reversed	Rate of degradation of aberrant RNAP-subunit proteins	18079	3983
<i>ops</i>	66.1	Overproduction of polysaccharide	Level of exopolysaccharide production	18076	4963
<i>oraA</i>	60.8	<i>orf-recA</i>	Putative RecX regulatory protein	33246	4914
<i>ordL</i>	29.4	Oxidoreductase	Putative oxidoreductase	51940	2066

Continued on following page

TABLE 1—Continued

Gene symbol	Map location (min)	Mnemonic for symbol	Synonyms and gene product—enzyme, RNA, or phenotype affected	CGSC no. ^d	References ^e
<i>oriC</i>	84.6	Origin of replication	<i>poh</i> ; origin of DNA replication	431	148, 1633, 1769, 2075, 2084, 2275, 253, 2635, 2711, 2805, 2905, 2985, 3273, 3275, 3276, 3981, 4131, 4255, 4322, 452, 4610, 4611, 4635, 556, 628
<i>oriJ</i>	30.5	Origin of replication	Locus in defective prophage <i>rac</i>	430	1037, 1038, 2086
<i>orn</i>	94.6	Oligoribonuclease	3' to 5' oligoribonuclease	54868	4942
<i>osmB</i>	28.9	Osmotically inducible	OsmB lipoprotein	31965	1054, 2072, 2073
<i>osmC</i>	33.5	Osmotically inducible	Nonessential gene	32184	1460, 1584
<i>osmE</i>	39.2	Osmotically inducible	<i>anr</i> ; promoter overlaps <i>nadE</i> promoter; regulated by growth phase as well as osmotic pressure	36628	1585, 828
<i>osmY</i>	99.3	Osmotically inducible	<i>csi-5</i> ; periplasmic, σ^S dependent protein (stationary phase)	34640	1054, 2412, 4883, 4884
<i>otsA</i>	42.6	Osmoregulated trehalose synthesis	Trehalose phosphate synthase (EC 2.4.1.15)	18073	1419, 2077
<i>otsB</i>	42.7	Osmoregulated trehalose synthesis	Trehalose phosphate phosphatase (EC 3.1.3.12)	18070	1419, 2077
<i>oxyR</i>	89.6	Oxygen	<i>mor</i> , <i>momR</i> ; bifunctional regulatory protein sensor for oxidative stress	28841	1455, 1712, 2358, 2359, 4242, 4951, 4356
<i>oxyS</i>	89.6	Oxygen	Regulatory RNA; activator for genes that detoxify oxidative damage; small RNA	28844	77
<i>pabA</i>	75.2	<i>para</i> -Aminobenzoate	Sulfonamide resistance; <i>p</i> -aminobenzoate biosynthesis	429	2130, 4593, 535, 4450
<i>pabB</i>	40.8	<i>para</i> -Aminobenzoate	Sulfonamide resistance; <i>p</i> -aminobenzoate biosynthesis	428	1454, 3624, 4593, 535
<i>pabC</i>	24.8	<i>para</i> -Aminobenzoate	Sulfonamide resistance; aminodeoxychorismate lyase	31889	1499, 1500
<i>pac</i>	31.0	Phenylacetate	Phenylacetate degradation	18067	831
<i>pal</i>	16.8	Peptidoglycan-associated lipoprotein	<i>excC</i> ; essential lipoprotein associated with peptidoglycan	35129	1270, 2448, 2450, 4581, 705
<i>panB</i>	3.2	Pantothenate	Ketopantoate hydroxymethyltransferase (EC 4.1.2.12)	427	2037, 2903, 871
<i>panC</i>	3.2	Pantothenate	Pantothenate synthetase (EC 6.3.2.1)	426	2903, 871
<i>panD</i>	3.2	Pantothenate	Aspartate 1-decarboxylase (EC 4.1.1.11)	425	2903, 871
<i>panF</i>	73.4	Pantothenate	Pantothenate permease (symporter)	10818	1971, 4537, 4565
<i>parC</i>	68.2	Partition	Cell partitioning; topoisomerase IV subunit A	33440	1699, 2163, 2164, 2165, 2211, 2360, 3397, 3398, 4923, 695, 4213
<i>parE</i>	68.4	Partition	<i>nfxD</i> ; topoisomerase IV subunit B	33451	2163, 2165, 2211, 2511, 3397, 3398, 491, 4923
<i>pat</i>	89.1	Putrescine aminotransferase	Putrescine aminotransferase	18064	3984
<i>pbpG</i>	47.9	Penicillin-binding protein	Penicillin-binding protein 7 (PBP7)	36349	1714
<i>pck</i>	76.1	PEP carboxykinase	Phosphoenolpyruvate carboxykinase (ATP); (EC 4.1.1.49)	422	1444, 1445, 1446, 2864
<i>pcm</i>	61.8	Protein carboxyl methyltransferase	L-Isoaspartyl protein carboxyl methyltransferase (EC 2.1.1.77); repair of isoaspartyl residues	33221	1325, 2524, 4591
<i>pcnB</i>	3.4	Plasmid copy number	Replication and cell division; poly(A) polymerase I; controls plasmid copy number	13584	13584 2583, 2631, 2572, 2790, 2791, 3625, 631, 632, 1682
<i>pdhR</i>	2.6	Pyruvate-dehydrogenase	Pyruvate-dehydrogenase repressor	30488	1674, 3567, 655
<i>pdxA</i>	1.1	Pyridoxine	Isoniazid resistance; pyridoxine biosynthesis	420	1020, 105, 106
<i>pdxB</i>	52.5	Pyridoxine	Isoniazid resistance; erythronate-4-phosphate dehydrogenase? pyridoxine biosynthesis	419	1020, 143, 144, 3930
<i>pdxH</i>	37.0	Pyridoxine	Isoniazid resistance; pyridoxine-phosphate oxidase	417	1020, 1526, 1529, 2398, 4034
<i>pdxJ</i>	58.2	Pyridoxine	Codon overlap with <i>recO</i> ; complex operon	416	2397, 4340
<i>pdxK</i>	54.6	Pyridoxine	Vitamin B ₆ kinase	51757	4866
<i>pdxL</i>	46.6	Pyridoxine	Pyridoxine kinase	50836	2977
<i>pdxY</i>	37	Pyridoxine	Pyridoxal kinase	53757	4867
<i>pepA</i>	96.6	Peptidase	<i>xerB</i> , <i>carP</i> ; amino-exopeptidase A	30215	2842, 3732, 4226, 4227, 684
<i>pepD</i>	5.5	Peptidase	Peptidase D, a dipeptidase	415	1698, 1722, 2254, 2938, 3384, 724
<i>pepE</i>	91.1	Peptidase	α -Aspartyl dipeptidase (EC 3.4.11.–)	34261	822
<i>pepN</i>	21.3	Peptidase	Amino-peptidase N	414	1233, 1269, 213, 214, 215, 2431, 2833, 2834, 2835, 3384

Continued on following page

TABLE 1—Continued

Gene symbol	Map location (min)	Mnemonic for symbol	Synonyms and gene product—enzyme, RNA, or phenotype affected	CGSC no. ^d	References ^e
<i>pepP</i>	65.8	Peptidase	Proline aminopeptidase II	28682	4897a, 3100
<i>pepQ</i>	86.8	Peptidase	Proline dipeptidase (EC 3.4.13.9)	34071	3098, 926
<i>pepT</i>	25.5	Peptidase	Putative peptidase T	31914	2617
<i>pfkA</i>	88.5	Phosphofructokinase	6-Phosphofructokinase I (EC 2.7.1.11)	413	1710, 3706, 907
<i>pfkB</i>	38.9	Phosphofructokinase	Suppresses <i>pfkA</i> mutations; phosphofructokinase, Pfk-2	412	817, 908, 909
<i>pflA</i>	20.5	Pyruvate formate-lyase	<i>act</i> ; pyruvate formate lyase I activase	35839	1085, 3699
<i>pflB</i>	20.5	Pyruvate formate-lyase	Pyruvate formate lyase I; induced anaerobically	410	3389, 3699, 3884, 3885, 3886
<i>pflC</i>	89.3	Pyruvate formate-lyase	Pyruvate formate lyase II activase	35847	395, 396
<i>pflD</i>	89.3	Pyruvate formate-lyase	Pyruvate formate lyase II	35843	395, 396
<i>pfs</i>	3.8	PNP similarity	5'-Methylthioadenosine/S-adenosylhomocysteine nucleosidase	54950	834
<i>pgi</i>	91.2	Phosphoglucose isomerase	Glucosephosphate isomerase (EC 5.3.1.9)	409	1311, 1319, 3706, 4678
<i>pgk</i>	66.2	Phosphoglycerate kinase	Phosphoglycerate kinase (EC 2.7.2.3)	408	3148
<i>pgl</i>	17.2	Phosphogluconolactonase	<i>blu</i> ; 6-phosphogluconolactonase (EC 3.1.1.31)	407	3706
<i>pgm</i>	15.4	Phosphoglucomutase	<i>blu</i> ; phosphoglucomutase (EC 5.4.4.2)	406	2647, 3706
<i>pgpA</i>	9.5	Phosphatidylglycerophosphate phosphatase	Phosphatidylglycerophosphate phosphatase, membrane bound, nonessential	17644	1338, 1882, 1885
<i>pgpB</i>	28.8	Phosphatidylglycerophosphate phosphatase	Phosphatidylglycerophosphate phosphatase, membrane bound, nonessential	17641	1051, 1338, 1883, 1885
<i>pgsA</i>	42.9	Phosphatidylglycerophosphate synthase	Phosphatidylglycerophosphate synthetase (EC 2.7.8.5)	405	1459, 3266, 4493, 4518
<i>pheA</i>	59.0	Phenylalanine	Chorismate mutase-P-prephenate dehydratase (EC 5.4.99.5, EC 4.2.1.51) FPA resistance	403	1386, 1388, 1389, 1479, 1480, 1847
<i>pheP</i>	13.0	Phenylalanine	Phenylalanine-specific permease	402	3422, 4720
<i>pheS</i>	38.7	Phenylalanine	<i>phe-act</i> ; phenylalanyl-tRNA synthetase α -subunit (EC 6.1.1.20)	400	1148, 1201, 1213, 2132, 2860, 2862, 3460, 3461, 3463, 4168, 4169, 4171, 4801
<i>pheT</i>	38.7	Phenylalanine	Phenylalanyl-tRNA synthetase β -subunit (EC 6.1.1.20)	399	1148, 1213, 2860, 2862, 3460, 3461, 3463, 4168, 4169, 4801
<i>pheU</i>	94.0	Phenylalanine	<i>pheR</i> , <i>pheW</i> ; phenylalanine tRNA	18061	1345, 1387, 1388, 2313, 3938, 4755, 603, 3442
<i>pheV</i>	67.0	Phenylalanine	Phenylalanine tRNA	18058	2313, 4755, 602, 604, 3442
<i>phnC</i>	93.2	Phosphonate	Phosphonate transporter subunit I (cryptic in K-12); member Pho regulon	34553	2737, 2906, 2908, 4669, 694
<i>phnD</i>	93.1	Phosphonate	<i>psiD</i> ; phosphonate transporter subunit, periplasmic (cryptic in K-12)	17638	2737, 2906, 2907, 2908, 2909, 4621, 4665, 4669, 694
<i>phnE</i>	93.1	Phosphonate	Phosphonate transporter subunit, integral membrane component (cryptic in K-12)	34550	2737, 2906, 2908, 4669, 694
<i>phnF</i>	93.1	Phosphonate	Phosphonate utilization (cryptic in K-12); putative regulatory gene, member of <i>pho</i> regulon	34547	2737, 2906, 2908, 4669, 694
<i>phnG</i>	93.1	Phosphonate	Carbon-phosphorus lyase complex subunit (phosphonate utilization cryptic in K-12)	34544	2737, 2906, 2908, 4669, 694
<i>phnH</i>	93.1	Phosphonate	Carbon-phosphorus lyase complex subunit (phosphonate utilization cryptic in K-12)	34541	2737, 2906, 2908, 4669, 694
<i>phnI</i>	93.1	Phosphonate	Carbon-phosphorus lyase complex subunit (phosphonate utilization cryptic in K-12)	34538	2737, 2906, 2908, 4669, 694
<i>phnJ</i>	93.0	Phosphonate	Carbon-phosphorus lyase complex subunit (phosphonate utilization cryptic in K-12)	34535	2737, 2906, 2908, 4669, 694
<i>phnK</i>	93.0	Phosphonate	Carbon-phosphorus lyase complex subunit (phosphonate utilization cryptic in K-12)	34532	2737, 2906, 2908, 4669, 694
<i>phnL</i>	93.0	Phosphonate	Carbon-phosphorus lyase complex subunit (phosphonate utilization cryptic in K-12)	34529	2737, 2906, 2908, 4669, 694
<i>phnM</i>	93.0	Phosphonate	Carbon-phosphorus lyase complex subunit (phosphonate utilization cryptic in K-12)	34526	2737, 2906, 2908, 4669, 694
<i>phnN</i>	93.0	Phosphonate	Carbon-phosphorus lyase complex subunit (phosphonate utilization cryptic in K-12)	34523	2737, 2906, 2908, 4669, 694
<i>phnO</i>	93.0	Phosphonate	Probably regulatory for C-P lyase complex (phosphonate utilization cryptic in K-12)	34520	2737, 2906, 2908, 4669, 694
<i>phnP</i>	92.9	Phosphonate	Carbon-phosphorus lyase complex membrane-bound subunit (utilization cryptic in K-12)	34514	2737, 2906, 2908, 4669, 694
<i>phoA</i>	8.6	Phosphate	Alkaline phosphatase (EC 3.1.3.1)	398	1303, 1597, 1740, 1919, 1920, 2105, 2218, 319, 3866, 3867, 4050, 415, 4443, 4667, 4668, 475, 4816, 674

Continued on following page

TABLE 1—Continued

Gene symbol	Map location (min)	Mnemonic for symbol	Synonyms and gene product—enzyme, RNA, or phenotype affected	CGSC no. ^d	References ^c
<i>phoB</i>	9.0	Phosphate	<i>phoRc</i> , <i>phoT</i> ; positive response regulator for <i>pho</i> regulon, two-component system	397	1597, 2230, 2732, 2734, 2735, 4040, 415, 4426, 4430, 4661, 4663, 4667, 4668
<i>phoE</i>	5.6	Phosphate	<i>ompE</i> ; outer membrane porin protein E	396	1676, 1722, 3221, 3319, 4426, 4429, 4432, 4433, 4553
<i>phoH</i>	23.4	Phosphate	<i>psiH</i> ; member of <i>pho</i> regulon, P starvation induced	31841	2231, 2320, 2909, 4661
<i>phoP</i>	25.6	Phosphate	In <i>Salmonella</i> , a sensor in the two-component regulatory system, with <i>phoQ</i>	31919	1530, 2146
<i>phoQ</i>	25.6	Phosphate	In <i>Salmonella</i> two-component regulatory system with <i>phoP</i>	31922	2146
<i>phoR</i>	9.0	Phosphate	<i>nmpB</i> , <i>phoR1</i> , <i>R1pho</i> ; positive and negative regulatory gene for <i>pho</i> regulon; sensor of two-component system for <i>pho</i> regulon	394	1112, 2734, 2736, 4040, 4427, 4430, 4661, 4663, 4667, 4753
<i>phoU</i>	84.2	Phosphate	<i>phoT</i> ; P uptake, high-affinity P-specific transport system, regulatory gene	18055	3121, 4196, 4295, 79, 80
<i>phrB</i>	15.9	Photoreactivation	Deoxyribodipyrimidine photolyase (EC 4.1.99.3)	391	1073, 1826, 1866, 2632, 2683, 3327, 3841, 3842
<i>phxB</i>	17.0	Phage ϕ X	Adsorption of ϕ X154	389	3049
<i>pin</i>	26.1	Prophage-derived inversion	Locus in defective prophage ϵ 14; calcium-binding protein required for initiation of replication	18049	1159, 2168, 3447, 3448, 4544
<i>pioO</i>	74.4	Protein, initiation?	<i>pinO</i> ; calcium-binding protein, may have a role in initiation of replication	53557	1586, 1587
<i>pit</i>	78.4	P _i transport	Low-affinity P _i transport	385	1149, 1150, 300, 4156
<i>pldA</i>	86.3	Phospholipase, detergent resistant	Detergent-resistant phospholipase A activity	384	1648, 1791, 1792, 2277, 4606, 513, 58, 926, 973, 974
<i>pldB</i>	86.4	Phospholipase, detergent resistant	Lysophospholipase L2	5001	1792, 2277, 2278, 58, 926
<i>plsB</i>	91.6	Phospholipid synthesis	Glycerolphosphate acyltransferase activity	382	2544, 2545
<i>plsC</i>	68.1	Phospholipid synthesis	1-Acyl- <i>sn</i> -glycerol-3-phosphate acyltransferase (EC 2.3.1.51); affects partitioning	33443	802, 803
<i>plsX</i>	24.7	Phospholipid synthesis	Glycerol P auxotrophy in <i>plsB</i> background	18046	2425
<i>pmbA</i>	96.0	Peptide MccB17	<i>mcb</i> , <i>lldE</i> ; antibiotic peptide MccB17	34577	2619, 3061, 3703
<i>pncA</i>	39.9	Pyridine nucleotide cycle	<i>nam</i> ; nicotinamide deamidase (EC 3.5.1.19)	381	1321, 2487, 3347
<i>pncB</i>	21.3	Pyridine nucleotide cycle	Nicotinate phosphoribosyltransferase (EC 2.4.2.11)	380	2487
<i>pnp</i>	71.3	Polynucleotide phosphorylase	Polynucleotide phosphorylase (EC 2.7.7.8)	379	1182, 1787, 2854, 290, 3492, 3493, 3494, 3638, 3639, 4333, 868, 869, 4940
<i>pntA</i>	36.1	Pyridine nucleotide transhydrogenase	Pyridine nucleotide transhydrogenase α subunit (EC 1.6.1.1)	18043	771, 772
<i>pntB</i>	36.1	Pyridine nucleotide transhydrogenase	Pyridine nucleotide transhydrogenase β subunit (EC 1.6.1.1)	18040	1436, 771, 772
<i>pnuC</i>	16.9	Putative NMN uptake	Nicotinamide mononucleotide transporter, putative, by homology with <i>Salmonella</i>	53409	1280, 4954
<i>poaR</i>	65.9	Proline oxidase	Regulation of proline oxidase production	377	819a
<i>polA</i>	87.2	Polymerase	<i>resA</i> ; DNA polymerase I (EC 2.7.7.7)	375	2068, 2189, 2190, 3072, 4869, 4941, 4966
<i>polB</i>	1.4	Polymerase	<i>dinA</i> ; DNA polymerase II (EC 2.7.7.7)	374	1174, 1967, 2519, 3385, 4039, 426, 698, 699
<i>popD</i>	0.2	Porphyrin	5-Aminolevulinate dehydratase (EC 4.2.1.24)	371	2839, 3518
<i>potA</i>	25.5	Putrescine-ornithine transporter	ATP-binding membrane protein; putrescine/spermidine-ornithine transporter	31899	1339, 2148, 2150, 2617
<i>potB</i>	25.5	Putrescine-ornithine transporter	Membrane protein, channel-forming, for spermidine uptake	31902	1339, 2150, 2617
<i>potC</i>	25.5	Putrescine-ornithine transporter	Membrane protein, channel-forming, for spermidine uptake	31905	1339, 2150, 2617
<i>potD</i>	25.5	Putrescine-ornithine transporter	Spermidine-binding membrane protein	31908	1339, 2150, 2617
<i>potE</i>	15.4	Putrescine-ornithine transporter	Putrescine-lyase antiporter	31552	2149, 2151, 2152
<i>potF</i>	19.2	Putrescine-ornithine transporter	Apparent periplasmic putrescine-specific binding protein	31694	3440
<i>potG</i>	19.3	Putrescine-ornithine transporter	Apparent nucleotide-binding subunit of putrescine-ornithine transporter	31697	3440
<i>potH</i>	19.3	Putrescine-ornithine transporter	Transmembrane-spanning subunit	31700	3440
<i>potI</i>	19.3	Putrescine-ornithine transporter	Apparent transmembrane-spanning subunit	31703	3440

Continued on following page

TABLE 1—Continued

Gene symbol	Map location (min)	Mnemonic for symbol	Synonyms and gene product—enzyme, RNA, or phenotype affected	CGSC no. ^d	References ^c
<i>poxA</i>	94.5	Pyruvate oxidase	Regulator of <i>poxB</i>	370	679
<i>poxB</i>	19.6	Pyruvate oxidase	Pyruvate oxidase (EC 1.2.2.2)	369	1482, 1483, 678, 680, 681
<i>ppa</i>	95.8	Pyrophosphatase	Inorganic pyrophosphatase (EC 3.6.1.1)	34394	2389, 2390, 700
<i>ppc</i>	89.4	PEP carboxylase	<i>asp, glu</i> ; phosphoenolpyruvate carboxylase (EC 4.1.1.31)	368	1332, 3000, 3786
<i>pphA</i>	41.4	Phosphoprotein phosphatase	Phosphoprotein phosphatase involved in signalling protein misfolding; heat shock regulon	54632	2966
<i>pphB</i>	61.5	Phosphoprotein phosphatase	As above; heat shock regulon	54636	2966
<i>ppiA</i>	75.2	Peptidylprolyl isomerase	<i>rot</i> , a rotomase; peptidylprolyl- <i>cis-trans</i> -isomerase A	31121	1670, 2252, 2579, 3214
<i>ppiB</i>	11.9	Peptidylprolyl isomerase	A rotomase; peptidylprolyl- <i>cis-trans</i> -isomerase B	31117	1670
<i>ppiC</i>	85.3	Peptidylprolyl isomerase	<i>parvA</i> ; peptidylprolyl- <i>cis-trans</i> isomerase C	35829	3764
<i>ppk</i>	56.5	Polyphosphate kinase	Polyphosphate (linear P _i linked by high-energy bonds) kinase	32894	2323, 37, 873
<i>pps</i>	38.4	PEP synthase	<i>ppsA</i> ; phosphoenolpyruvate synthase	367	3181
<i>ppx</i>	56.5	Exopolyphosphatase	Exopolyphosphatase	32899	2323, 38
<i>pqiA</i>	21.8	Paraquat inducible	Induced by paraquat, regulated by SoxRS	39521	2289, 2290
<i>pqiB</i>	21.8	Paraquat inducible	Induced by paraquat, regulated by SoxRS	39524	2289
<i>pqqL</i>	33.9	Pyroloquinoline quinone	Redox cofactor for pyroloquinoline quinone synthesis (cryptic in K-12)	35854	364, 4497
<i>pqqM</i>	33.9	Pyroloquinoline quinone	Pyroloquinoline quinone synthesis (cryptic in K-12)	35857	4497
<i>prc</i>	41.2	PBP protease, C terminal	<i>tsp</i> ; carboxy-terminal protease for penicillin-binding protein, PBP 3	32334	1643, 1644, 179, 2186, 3082, 3970, 4060, 4061
<i>prfA</i>	27.3	Protein release factor	<i>asuA?</i> , <i>sueB</i> , <i>uar</i> , <i>ups?</i> peptide chain release factor 1	14922	1880, 2460, 2808, 3782, 3283, 4273, 650
<i>prfB</i>	65.4	Protein release factor	<i>supK</i> ; peptide chain release factor 2	17635	1880, 2174, 2178, 2460
<i>prfC</i>	99.3	Protein release factor	<i>tos</i> ; release factor 3	34633	1515, 1739, 2808, 2930, 4873
<i>priA</i>	88.9	Primosome	<i>srgA</i> ; primosome factor Y, also called protein n'	27611	2462, 3227, 3228, 3314, 3846, 59
<i>priB</i>	95.3	Primosome	Primosomal protein n	29153	4920, 68
<i>priC</i>	10.6	Primosome	Primosomal protein n'	29161	4920
<i>prlC</i>	78.5	Protein localization	<i>opdA</i> in <i>Salmonella</i> ; oligopeptidase A	18031	1153, 4471, 4472, 820, 821
<i>prlZ</i>	71.4	Protein localization	Suppresses export defects in signal sequence mutations	36421	4688
<i>prmA</i>	73.4	Posttranslation ribosomal protein modification	Methyltransferase for 50s subunit L11	366	4565
<i>prmB</i>	53.0	Posttranslation ribosomal protein modification	Methylation of 50s subunit L3	365	815
<i>proA</i>	5.6	Proline	<i>pro</i> ₁ ; γ -glutamyl phosphate reductase (EC 1.2.1.41)	364	1026, 1214, 1597, 1676, 1677, 1768, 2721, 315, 3153, 4562, 1722
<i>proB</i>	5.6	Proline	<i>pro</i> ₂ ; γ -glutamyl kinase (EC 2.7.2.11)	363	1026, 1214, 1597, 1676, 1677, 1768, 2721, 315, 3153, 3612, 4562, 878
<i>proC</i>	8.7	Proline	<i>pro</i> ₂ , <i>pro</i> ₃ ; pyrroline-5-carboxylate reductase (EC 1.5.1.2)	362	1025, 1597, 2839, 415, 999
<i>proK</i>	79.8	Proline	<i>proV</i> ; proline tRNA ₁	17632	1285, 2313, 2351, 4128
<i>proL</i>	49.2	Proline	<i>proW</i> ; proline tRNA ₂	17629	2313
<i>proM</i>	85.8	Proline	<i>proU</i> ; proline tRNA ₃	17626	2313, 926
<i>proP</i>	93.3	Proline	Low-affinity transport; proline permease, minor	361	1475, 1476, 2827, 2877, 2899, 3613, 4186, 4814, 884
<i>proQ</i>	41.4	Proline	Sensitivity to toxic proline analogs and positive regulator of proline porter II	36840	2947
<i>proS</i>	4.7	Proline	<i>drp</i> ; prolyl-tRNA synthetase (EC 1.1.1.15)	360	2453, 414
<i>proT</i>	83.8	Proline	Proline transport carrier protein, putative	359	3020
<i>proU</i>	60.4	Proline	<i>osrA</i> ; operon <i>proVWX</i> for high-affinity transport for glycine; see also <i>proM</i>	18025	1477, 1478, 1535, 2826, 3537, 4297, 951, 3599
<i>proV</i>	60.4	Proline	<i>proU</i> ; high-affinity transport for glycine; glycine betaine-binding protein; see also <i>proK</i>	18022	1191, 1285, 1477, 1481, 1535, 2826, 4228, 4297, 951
<i>proW</i>	60.4	Proline	<i>proU</i> ; high-affinity transport for glycine, betaine, and proline; see also <i>proL</i>	18019	1535, 1590, 4228
<i>proX</i>	60.5	Proline	<i>proU</i> ; high-affinity transport for glycine, betaine, and proline	35653	1535, 4228
<i>prpA</i>	97.0	Propionate	Growth on propionate	358	2180, 4158

Continued on following page

TABLE 1—Continued

Gene symbol	Map location (min)	Mnemonic for symbol	Synonyms and gene product—enzyme, RNA, or phenotype affected	CGSC no. ^d	References ^c
<i>prpB-E</i>	7.5	Propionate	Propionate catabolism operon, <i>Salmonella</i> homology and some expression information	55452	4389a
<i>prpR</i>	7.5	Propionate	Regulator, propionate catabolism operon, <i>Salmonella</i> homology	55455	4389a
<i>prr</i>	31.2	Pyrroline	γ -Aminobutyraldehyde (pyrroline) dehydrogenase activity	18016	3984
<i>prs</i>	27.1	PRPP synthetase	<i>dnaR</i> ; phosphoribosylpyrophosphate synthetase (EC 2.7.6.1)	357	103, 1819, 1820, 1821, 1823, 3808, 3495
<i>psd</i>	94.6	Phosphatidylserine decarboxylase	Phosphatidylserine decarboxylase	356	2531, 4020
<i>psiF</i>	8.7	P starvation induced	<i>pho</i> regulon member, requiring PhoRB system	18013	2909, 4668, 674
<i>pspA</i>	29.4	Phage shock protein	Negative regulatory gene for stress σ^{54} dependent phage-shock-protein operon	32009	2250, 2253, 2276, 2987, 320, 4697, 4698, 506, 507
<i>pspB</i>	29.5	Phage shock protein	Regulatory gene, with PspC activates expression of <i>psp</i> operon	32012	2987, 4697, 4698, 506
<i>pspC</i>	29.5	Phage shock protein	Positive regulatory gene, cooperatively with PspB	32015	2987, 4697, 4698, 506
<i>pspE</i>	29.5	Phage shock protein	Expressed in response to stress as part of <i>psp</i> operon, but also transcribed independently	32018	4697, 506
<i>pspF</i>	29.4	Phage shock protein	Transcriptional σ^{54} -dependent activator of <i>psp</i>	50349	1105, 2063, 2064, 2065, 2066
<i>pssA</i>	58.6	Phosphatidylserine synthase	Phosphatidylserine synthase (EC 2.7.8.8)	355	2806, 3269, 4020, 766, 995
<i>pssR</i>	85.0	Phosphatidylserine synthase	Regulatory gene	18010	4145, 832
<i>pstA</i>	84.2	P-specific transport	<i>R2pho</i> , <i>phoR2b</i> , <i>phoT</i> ; high-affinity P-specific transport	18007	3734, 4196, 4296, 79, 80
<i>pstB</i>	84.2	P-specific transport	<i>phoT</i> ; high-affinity P-specific transport; cytoplasmic ATP-binding protein	18004	2514, 3734, 4196, 4296, 672, 79, 80
<i>pstC</i>	84.2	P-specific transport	<i>phoW</i> ; high-affinity P-specific transport; cytoplasmic membrane component	18001	3734, 4196, 4296, 79, 80
<i>pstS</i>	84.2	P-specific transport	<i>phoR2</i> , <i>nmpA</i> , <i>phoR2a</i> , <i>phoS</i> , <i>R2pho</i> ; high-affinity P-specific transport; periplasmic P binding	17998	1112, 1963, 2513, 2515, 2714, 3004, 3734, 4152, 4196, 4295, 4296, 4611, 4667, 4753, 4818, 4967, 536, 79, 80, 857
<i>psu</i>	1.5	Pleiotropic suppressor	Temporary designation for pleiotropic suppressor gene; oxolinic acid resistance	37018	1160
<i>pta</i>	52.0	Phosphotransacetylase	Phosphotransacetylase (EC 2.3.1.8)	353	1548, 1573, 2094, 2512, 2813, 530
<i>pth</i>	27.1	Peptidyl tRNA hydrolase	<i>rap</i> ; peptidyl-tRNA hydrolase; required for phage λ growth	352	1342, 1364, 1544, 1739, 1820, 3064, 976, 4269a
<i>ptrA</i>	63.7	Protease III	Protease III	351	1106, 1107, 1253, 220, 718, 775
<i>ptrB</i>	41.5	Protease III	Protease II	32339	2112
<i>ptsG</i>	24.9	Phosphotransferase system	<i>CR</i> , <i>car</i> , <i>cat</i> , <i>gpt</i> , <i>umg</i> ; glucosephosphotransferase enzyme II	349	1170, 2233, 2925, 3765, 4095, 459, 461, 557, 890
<i>ptsH</i>	54.6	Phosphotransferase system	<i>Hpr</i> , <i>ctr</i> , <i>hpr</i> ; phosphohistidinoprotein-hexose phosphotransferase (EC 2.7.1.69)	348	9836, 2031, 2679, 3369, 3793, 4391, 508, 509, 510, 982, 983
<i>ptsI</i>	54.6	Phosphotransferase system	<i>ctr</i> ; phosphotransferase system enzyme I	347	3369, 983, 983a, 983b, 1163, 1168, 2491, 3793, 4571, 508, 509, 510, 85, 982
<i>ptsN</i>	72.1	Phosphotransferase system	<i>pts</i> in the <i>rpoN</i> operon	38380	3517
<i>ptsP</i>	63.9	Phosphotransferase system	PEP-protein phosphotransferase (reuse of <i>manY</i> synonym)	53527	1171, 3648
<i>purA</i>	94.9	Purine	Adenylosuccinate synthetase (EC 6.3.4.4)	345	1681, 2788, 304, 4770
<i>purB</i>	25.6	Purine	Adenylosuccinate lyase (EC 4.3.2.2)	344	12, 1503, 2788, 1668, 1682
<i>purC</i>	55.9	Purine	<i>ade_g</i> ; phosphoribosylaminoimidazole-succinocarboxamide synthetase (EC 6.3.2.6)	343	2788, 3364, 4415
<i>purD</i>	90.6	Purine	<i>adth_a</i> ; phosphoribosylglycinamide synthetase (EC 6.3.4.13)	342	1260, 2789, 28, 719
<i>purE</i>	11.9	Purine	<i>Pur2</i> , <i>ade3</i> , <i>adef</i> ; phosphoribosylaminoimidazole carboxylase, catalytic subunit (EC 4.1.1.21)	341	1597, 2103, 4412
<i>purF</i>	52.3	Purine	<i>ade_{ub}</i> , <i>purC</i> ; amidophosphoribosyl transferase (EC 2.4.2.14)	340	2727, 3211, 3719, 3826, 4117, 4483
<i>purH</i>	90.6	Purine	Phosphoribosylaminoimidazolecarboxamide formyltransferase (EC 2.1.2.3)	338	1260, 2789, 28, 3410
<i>purK</i>	11.9	Purine	<i>purE2</i> ; phosphoribosyl glucinamide formyltransferase	17995	2103, 4412

Continued on following page

TABLE 1—Continued

Gene symbol	Map location (min)	Mnemonic for symbol	Synonyms and gene product—enzyme, RNA, or phenotype affected	CGSC no. ^d	References ^c
<i>purL</i>	58.0	Purine	<i>purI</i> ; phosphoribosylformylglycinamide synthetase (EC 6.3.5.3)	336	1817, 3827, 3901
<i>purM</i>	56.5	Purine	<i>purG</i> ; phosphoribosylaminoimidazole synthetase (EC 6.3.3.1)	335	1817, 4115, 4116
<i>purN</i>	56.5	Purine	<i>ade_c</i> ; 5'-phosphoribosylglycinamide transformylase 1; see <i>purT</i>	17623	4116
<i>purP</i>	83.9	Purine	High-affinity purine transport	17992	578
<i>purR</i>	37.4	Purine	Purine repressor	17989	1681, 2222, 3718, 741
<i>purT</i>	41.6	Purine	Glycinamide ribonucleotide transformylase 2, non-folate-requiring; see <i>purN</i>	32348	2772, 3230
<i>purU</i>	27.7	Purine	<i>tgs</i> ; formyltetrahydrofolate hydrolase	35231	3088, 3089, 444, 446, 447
<i>pus</i>	20.6	Reverse of <i>sup</i> (amber)	Reverses accentuation effects of amber suppressor on <i>relB</i> mutations	334	1044
<i>putA</i>	23.2	Proline utilization	<i>poaA</i> ; proline dehydrogenase (EC 1.5.99.8)	333	1028, 2743, 2989, 3115, 3612, 4186, 4461, 4771, 4777
<i>putP</i>	23.2	Proline utilization	Proline/Na ⁺ , Li ⁺ symport protein	332	2989, 3115, 3116, 3264, 3612, 4186, 4461, 4775, 4776, 4777, 4849
<i>pykA</i>	41.7	Pyruvate kinase	Pyruvate kinase A (II); (EC 2.7.1.40)	32363	1378, 3477, 4534
<i>pykF</i>	37.8	Pyruvate kinase	Pyruvate kinase I (EC 2.7.1.40); fructose-stimulated	17620	1378, 3255, 3477, 397
<i>pyrB</i>	96.3	Pyrimidine	Aspartate transcarbamylase, catalytic subunit (EC 2.1.3.2)	330	1797, 2275, 2510, 3140, 3383, 3715, 3729, 4499
<i>pyrC</i>	24.2	Pyrimidine	Dihydro-orotase (EC 3.5.2.3)	329	193, 2010, 4754
<i>pyrD</i>	21.6	Pyrimidine	Dihydro-orotate oxidase (EC 1.3.3.1)	328	2010, 2423
<i>pyrE</i>	82.2	Pyrimidine	Orotate phosphoribosyltransferase (EC 2.4.2.10)	327	2009, 3511–3514, 4367, 94
<i>pyrF</i>	28.9	Pyrimidine	Orotidine-5'-phosphate decarboxylase (EC 4.1.1.23)	326	1070, 2010, 407, 4498
<i>pyrG</i>	62.6	Pyrimidine	CTP synthetase (EC 6.3.4.2)	325	158, 3426, 4709
<i>pyrH</i>	4.1	Pyrimidine	<i>smbA</i> ; UMP kinase	324	4104, 4843
<i>pyrI</i>	96.3	Pyrimidine	Aspartate transcarbamylase, regulatory subunit (EC 2.1.3.2)	323	1219, 1797, 2510, 3383, 3426, 3715, 3729, 4738
<i>qin</i>	35.1	Q independent	<i>kim</i> ; cryptic lambdoid phage	17529	1177, 455
<i>qmeC</i>	75.3	Q membrane	Glycine resistance; penicillin sensitivity; membrane defect	321	4735
<i>qmeD</i>	64.4	Q membrane	Glycine resistance; penicillin sensitivity; membrane defect	320	4735
<i>qmeE</i>	37.9	Q membrane	Glycine resistance; penicillin sensitivity; membrane defect	319	4735
<i>qor</i>	91.8	Quinone oxidoreductase	Quinone oxidoreductase, NADPH dependent	36654	2549
<i>qsr'</i>	12.2	QSR replacement	DLP12; defective Q-independent lambdoid prophage, includes <i>intD</i> and <i>nmpD</i>	19200	115, 1751, 2085, 3059, 390
<i>queA</i>	9.1	Queuosine/queuine	S-Adenosylmethionine:tRNA ribosyltransferase-isomerase	29889	2651, 3654, 4094
<i>rac</i>	30.4	Recombination activation	Defective prophage Rac loci; see <i>recE</i> , <i>oriJ</i> , <i>trkG</i> , <i>sieB</i> , <i>lar</i> , <i>racC</i> , <i>racR</i>	318	1036, 1037, 1181, 2086, 2087, 2643, 355, 4750, 4751, 503, 759a
<i>racC</i>	30.5	Recombination activation	Element of defective prophage Rac	32076	748
<i>racR</i>	30.6	Recombination activation	Element of defective prophage Rac; repressor	37433	748, 759a
<i>radA</i>	99.7	Radiation	<i>sms</i> ; sensitivity to gamma and UV radiation	15905	1059, 3160, 4136
<i>radC</i>	82.1	Radiation	Sensitivity to radiation	13913	1220
<i>ranA</i>	58.3		Affects RNA metabolism	317	121
<i>rarD</i>	86.2	Recombination and repair	Chloramphenicol resistance	34089	3259, 926
<i>ras</i>	9.9	Radiation sensitive	Sensitive to X rays and UV	316	4636, 4637
<i>rbfA</i>	71.4	Ribosome binding factor	Overexpression suppresses cold-sensitive 16S rRNA; ribosome binding factor	36919	2044, 590, 917
<i>rbn</i>	87.8	RNase BN	<i>o290</i> ; RNase BN, tRNA processing enzyme	50482	3850, 618
<i>rbsA</i>	84.7	Ribose	<i>rbsP</i> , <i>rbsT</i> ; D-ribose high-affinity transport system (may have chemotaxis function)	12082	1888, 242, 2630, 291
<i>rbsB</i>	84.8	Ribose	<i>prlB</i> , <i>rbsP</i> ; D-ribose periplasmic binding protein	12092	1153, 1888, 2630
<i>rbsC</i>	84.8	Ribose	<i>rbsP</i> , <i>rbsT</i> ; D-ribose high-affinity transport system	12089	1888, 2630, 291, 4915
<i>rbsD</i>	84.7	Ribose	<i>rbsP</i> ; D-ribose high-affinity transport system	314	291
<i>rbsK</i>	84.8	Ribose	Ribokinase (EC 2.7.1.15)	315	1798, 1888, 2630, 4611
<i>rbsR</i>	84.8	Ribose	Regulatory gene	12086	2630

Continued on following page

TABLE 1—Continued

Gene symbol	Map location (min)	Mnemonic for symbol	Synonyms and gene product—enzyme, RNA, or phenotype affected	CGSC no. ^d	References ^c
<i>rcaA</i>	43.6	Regulation capsule synthesis	Positive regulatory gene for capsule (colanic acid) synthesis; two regulatory proteins from the same gene	17980	1045, 1471, 4243, 4244, 4441
<i>rcaB</i>	49.9	Regulation capsule synthesis	Positive regulatory gene for capsule (colanic acid) synthesis; when overexpressed, restores <i>ftsZ84</i> growth on low-salt medium	17977	1413, 1471, 2188, 4099, 4243–4245, 504
<i>rcaC</i>	49.9	Regulation capsule synthesis	Negative regulatory gene for capsule (colanic acid) synthesis, controls sliminess; contains TerE; probable histidine kinase	17974	1471, 2188, 3037, 4099, 4245, 504
<i>rcaF</i>	4.7	Regulation capsule synthesis	Overexpression confers mucoid phenotype, increases capsule synthesis; restores colony formation of <i>ftsZ84</i> mutants on low salt	29845	1412
<i>rdgA</i>	16.1	RecA-dependent growth	Dependence of growth upon <i>recA</i> gene product	17971	1317
<i>rdgB</i>	67.0	RecA-dependent growth	Dependence of growth and viability upon <i>recA</i>	17968	784
<i>recA</i>	60.8	Recombination	<i>srf</i> , <i>lexB</i> , <i>umuB</i> , <i>zab</i> ; general recombination and DNA repair; pairing and strand exchange; role in cleavage of LexA repressor, SOS mutagenesis	312	1104, 1123, 1239, 1654, 1803, 2177, 2574, 2575, 3833, 3991, 4395, 4604, 4749, 495, 497, 64, 671, 759
<i>recB</i>	63.6	Recombination	<i>rorA</i> ; recombination and repair; RecBCD enzyme (exonuclease V) subunit	311	1107, 1180, 1249, 1743, 3870, 4365, 690, 759, 4785a, 406a
<i>recC</i>	63.7	Recombination	Recombination and repair; RecBCD enzyme (exonuclease V) subunit	310	1107, 1252, 1262, 1743, 3870, 4365, 690, 759, 4785a
<i>recD</i>	63.6	Recombination	<i>hopE</i> ; recombination and repair; RecBCD enzyme (exonuclease V) α -subunit	4975	1248, 3187, 348, 4365, 759, 87
<i>recE</i>	30.5	Recombination	Recombination and repair; in prophage <i>rac</i> locus; degrades one strand 5'–3' in duplex DNA; exonuclease VIII	309	1181, 1287, 2086, 2087, 362, 4751, 748, 759, 760
<i>recF</i>	83.6	Recombination	<i>uvrF</i> ; recombination and repair	308	10, 11, 132, 1517, 152, 2709, 3626, 3627, 379, 3846, 3847, 3848, 4611, 671, 759
<i>recG</i>	82.4	Recombination	<i>spoV?</i> branch migration of Holliday junctions, junction-specific DNA helicase (see <i>ruvABC</i>)	307	1281, 2100, 2593, 2596, 2597, 2598, 2599, 3086, 4721, 59
<i>recJ</i>	65.4	Recombination	Single-stranded DNA-specific exonuclease, 5'–3'	17965	2638, 2639, 2640, 2641, 2642, 4511, 759
<i>recN</i>	59.3	Recombination	<i>radB</i> ; <i>lexA</i> regulon; recombination and repair	10872	2600, 2924, 3425, 3748, 3861, 3862
<i>recO</i>	58.2	Recombination	Conjugational recombination and repair; DNA-binding protein; RecA-like strand assimilation	17962	2297, 2657
<i>recQ</i>	86.3	Recombination	Conjugational recombination and repair, presynaptic stage of recombination; <i>lexA</i> regulon; RecQ helicase	17959	1923, 2883, 3123, 3124, 58, 926
<i>recR</i>	10.6	Recombination	Recombination and DNA repair	31049	2723
<i>recT</i>	30.4	Recombination	Locus in defective prophage <i>rac</i> ; activated by <i>sbcA</i> mutation; DNA-annealing protein	32070	1612, 2298, 2378, 761
<i>relA</i>	62.7	Relaxed	Required for ppGpp synthesis during stringent response to amino acid starvation; ATP:GTP 3'-pyrophosphotransferase (EC 2.7.6.5)	306	1237, 1441, 1442, 2913, 2914, 2915, 3070, 3606, 3934, 4310, 4807a, 924
<i>relB</i>	35.4	Relaxed	Stringent/relaxed response; regulation of RNA synthesis	305	1042, 266
<i>relE</i>	35.4	Relaxed	Function unknown	17956	1411, 266
<i>relF</i>	35.4	Relaxed	Function unknown; overproduction lethal	17953	1411, 266
<i>relX</i>	62.8	Relaxed	Control of ppGpp synthesis	304	3346
<i>rep</i>	85.3	Replicase	<i>dasC</i> , <i>mbrA</i> , <i>mmrA</i> ; Rep helicase, a single-stranded DNA-dependent ATPase	303	1086, 1428, 257, 2613, 342, 343, 4388, 58, 610, 926
<i>rer</i>	89.9	Resistance to radiation	Resistance to UV and gamma radiation	302	4179
<i>rfaB</i>	81.9	Rough	<i>waaB</i> ; UDP-galactose: (glucosyl)lipopolysaccharide-1,6-galactosyltransferase	17617	3361, 3522, 3726, 3921, 4128, 867
<i>rfaC</i>	81.8	Rough	<i>waaC</i> ; LPS core biosynthesis; proximal hexose; UDB-galactose: (glucosyl)LPS-1,6-galactosyltransferase	300	280, 3362, 3726, 3920, 3921, 4128, 702

Continued on following page

TABLE 1—Continued

Gene symbol	Map location (min)	Mnemonic for symbol	Synonyms and gene product—enzyme, RNA, or phenotype affected	CGSC no. ^d	References ^c
<i>rfaD</i>	81.7	Rough	<i>htrM</i> ; heat-inducible, LPS; allows high-temperature growth; D-glycero-D-mannoheptose epimerase	299	2269, 2728, 2964, 3392, 3590, 3726, 3920, 3921, 4128, 806, 807, 808
<i>rfaF</i>	81.8	Rough	<i>waaF</i> ; ADP-heptose;LPS heptosyltransferase 1	28434	2269, 3362, 3392, 3726, 3920, 3921, 4079, 4128, 702, 807
<i>rfaG</i>	82.0	Rough	<i>waaG</i> ; LPS core biosynthesis; glucosyltransferase I	15583	172, 3361, 3362, 3522, 3726, 3920, 3921, 4128, 867
<i>rfaH</i>	86.7	Rough	<i>sfrB</i> ; regulates LPS core biosynthesis, transcriptional activator	164	200, 201, 2959, 333, 3641, 3921, 867
<i>rfaI</i>	81.9	Rough	UDP-D-galactose: (glucosyl)lipopolysaccharide-1,3-D-galactosyltransferase	17614	3361, 3523, 3726, 3920, 3921, 4128, 867
<i>rfaJ</i>	81.9	Rough	UDP-D-glucose: (galactosyl)lipopolysaccharide glucosyltransferase	17611	3361, 3522, 3523, 3726, 3920, 3921, 4128, 867
<i>rfaK</i>	81.8	Rough	<i>waaK</i> ; not similar to <i>Salmonella rfaK</i> ; adds terminal GlcNAc side branch to the lipopolysaccharide core prior to attachment of the O antigen	33791	1698a, 2269, 2271, 3726, 3920, 3921, 4128
<i>rfaL</i>	81.8	Rough	LPS core biosynthesis; O-antigen ligase	28438	2269, 2271, 3726, 3920, 3921, 4128, 1698a
<i>rfaP</i>	82.0	Rough	LPS core biosynthesis; phosphorylation of core	298	280, 3361, 3362, 3522, 3726, 3920, 3921, 4128
<i>rfaQ</i>	82.0	Rough	Heptose region of LPS core	33801	2268, 2271, 3361, 3362, 3435, 3522, 3523, 3726, 3920, 3921, 4128, 779
<i>rfaS</i>	81.9	Rough	LPS core, not affecting attachment of O antigen	28949	172, 2268, 2270, 2271, 3523, 3726, 3920, 3921
<i>rfaY</i>	81.9	Rough	LPS core biosynthesis	33828	2269, 3920, 3921, 4128
<i>rfaZ</i>	81.8	Rough	LPS core biosynthesis	33824	2269, 2271, 3920, 3921
<i>rfbA</i>	45.4	Rough	<i>som</i> ; TDP-glucose pyrophosphorylase	297	2267, 2728, 4208, 4875
<i>rfbB</i>	45.4	Rough	<i>som</i> ; TDP-glucose oxidoreductase-4,6 dehydratase	296	2267, 2728, 4208, 4875
<i>rfbC</i>	45.4	Rough	<i>rfbD</i> ; dTDP-4-deoxyrhamnose-3,5-epimerase	38129	4875
<i>rfbD</i>	45.5	Rough	<i>rfbC</i> ; TDP-rhamnose synthetase	295	2267, 4208, 4875
<i>rfbX</i>	45.4	Rough	Hydrophobic protein, O-antigen	37353	2267, 4875
<i>rfc</i>	45.4	Rough	O-antigen polymerase	53474	2658, 4875
<i>rfe</i>	85.5	Rough	UDP-GlcNAc:undecaprenylphosphate GlcNAc-1-P transferase; common and O-antigen synthesis, tunicamycin sensitivity	294	2866, 2867, 2868, 3268, 926
<i>rffA</i>	85.6	Rough	Lipid III biosynthesis in common antigen synthesis	33935	241, 2867
<i>rffC</i>	85.6	Rough	Synthesis of enterobacterial common antigen and chain elongation	33938	241, 2867
<i>rffD</i>	85.5	Rough	Synthesis of enterobacterial common antigen; UDP-ManNAcA dehydrogenase	293	2866, 2867, 2868, 3268
<i>rffE</i>	85.5	Rough	<i>nfrC</i> , <i>wecB</i> ; synthesis of enterobacterial common antigen; UDP-GlcNAc-2-epimerase	33925	2770, 2867, 2868, 926
<i>rffG</i>	85.6	Rough	<i>rffE</i> ? dehydratase activity	40941	2770, 926
<i>rffH</i>	85.6	Rough	Hypothetical protein in <i>rffE</i> operon	52957	394
<i>rffM</i>	85.7	Rough	UDP-ManNAcA transferase	33948	2867, 2868
<i>rffT</i>	85.7	Rough	Synthesis of enterobacterial common antigen; Fuc4NAc transferase	33930	2867, 2868
<i>rhaA</i>	88.2	Rhamnose	L-Rhamnose isomerase (EC 5.3.1.14)	292	2999, 3465, 4421
<i>rhaB</i>	88.2	Rhamnose	Rhamnulokinase (EC 2.7.1.5)	291	3465, 4421
<i>rhaD</i>	88.2	Rhamnose	Rhamnulosephosphate aldolase D (EC 4.1.2.19)	289	3465, 4421
<i>rhaR</i>	88.3	Rhamnose	<i>rhaC</i> ; positive regulatory gene	290	3465, 4421, 4580
<i>rhaS</i>	88.3	Rhamnose	<i>rhaC</i> ; positive regulatory gene	17950	3465, 4421, 4580
<i>rhaT</i>	88.3	Rhamnose	Rhamnose permease; L-rhamnose-H ⁺ symporter, membrane protein	34185	1362, 211, 4358, 4359, 4580
<i>rhlB</i>	85.4	RNA helicase like	Same as <i>mmrA</i> ? protein with RNA helicase-like motif	36971	2099, 926
<i>rhlE</i>	17.9	RNA helicase like	DEAD-box protein family; ATP-dependent RNA helicase-like protein	33907	3260
<i>rho</i>	85.4	Rho termination factor	<i>nitA</i> , <i>nusD</i> , <i>psuA</i> , <i>msC</i> , <i>sun</i> , <i>tsu</i> ; transcription termination factor Rho	288	1914, 2550, 257, 2717, 2807, 2969, 3436, 3663, 4229, 4240, 4388, 4524, 533, 58, 614, 926, 940

Continued on following page

TABLE 1—Continued

Gene symbol	Map location (min)	Mnemonic for symbol	Synonyms and gene product—enzyme, RNA, or phenotype affected	CGSC no. ^d	References ^c
<i>RhsA</i>	81.0	Recombination hotspot	Repetitive sequence responsible for duplications within chromosome	17947	1232, 2557, 3790, 4596, 4950
<i>RhsB</i>	78.0	Recombination hotspot	Repetitive sequence responsible for duplications within chromosome	17944	2557, 3790, 4950
<i>RhsC</i>	15.7	Recombination hotspot	Repetitive sequence responsible for duplications within chromosome	17941	3790, 4950
<i>RhsD</i>	11.3	Recombination hotspot	Repetitive sequence responsible for duplications within chromosome	17938	3790, 3791, 4950
<i>RhsE</i>	32.9	Recombination hotspot	Repetitive sequence responsible for duplications within chromosome	33720	3791, 4950
<i>ribA</i>	28.8	Riboflavin	Riboflavin biosynthesis; GTP-cyclohydrolase II (EC 3.5.4.20)	287	216, 217, 2288, 3670, 4387
<i>ribB</i>	68.6	Riboflavin	<i>htrP</i> ; <i>luxH</i> -like; riboflavin biosynthesis; 3,4-dihydroxy-2-butanone 4-phosphate synthase	286	216, 217, 3594, 3672, 4387
<i>ribC</i>	37.5	Riboflavin	Riboflavin synthase α chain; see <i>ribE</i>	11923	1110, 217, 4387
<i>ribD</i>	9.3	Riboflavin	<i>ribG</i> ; riboflavin biosynthesis; a deaminase	35685	3671, 4361
<i>ribE</i>	9.3	Riboflavin	<i>ribH</i> ; riboflavin synthase β chain; see <i>ribC</i>	35688	4361
<i>ribF</i>	0.5	Riboflavin	Flavokinase and FAD synthetase	35833	185, E
<i>ridA</i>	73.1	Rifampin dependence	Rifampin resistance and dependence	285	898
<i>ridB</i>	85.5	Rifampin dependence	Transcription and translation; rifampin (rifamycin) sensitivity	17935	895
<i>rimB</i>	38.9	Ribosomal modification	50S ribosomal subunit maturation	284	546
<i>rimC</i>	26.2	Ribosomal modification	50S ribosomal subunit maturation	283	546
<i>rimD</i>	87.7	Ribosomal modification	50S ribosomal subunit maturation	282	546
<i>rimE</i>	74.1	Ribosomal modification	Ribosomal protein modification	281	2865
<i>rimF?</i>	0.8	Ribosomal modification	<i>res</i> ; ribosomal modification; may be same as <i>rimG</i>	280	1379
<i>rimG</i>	0.7	Ribosomal modification	<i>ramB</i> ; modification of 30S ribosomal subunit protein S4; probably same as <i>rimF</i> (<i>res</i>) in <i>E. coli</i> B	279	1379, 4961
<i>rimH</i>	13.6	Ribosomal modification	<i>stsB</i> ; ribosomal modification	278	
<i>rimI</i>	99.3	Ribosomal modification	Modification of 30S ribosomal subunit protein S18; acetylation of N-terminal alanine	277	1939, 4895
<i>rimJ</i>	24.2	Ribosomal modification	<i>tcp</i> ; modification of 30S ribosomal subunit protein S5; acetylation of N-terminal alanine	276	1988, 4728, 4729, 4895
<i>rimK</i>	19.2	Ribosomal modification	<i>nek</i> ; modification of 30S ribosomal subunit protein S6 by addition of glutamic acid residues	31682	122, 1860, 2123
<i>rimL</i>	32.3	Ribosomal modification	Modification of 50S ribosomal subunit protein L7/L12; acetylation of N-terminal serine	275	1940, 4348
<i>rimM</i>	59.1	Ribosomal modification	<i>yjfA</i> ; 21-kDa protein essential for 16S RNA processing	51908	589, 590
<i>rit</i>	89.2	Ribosomal thermostability	Affects thermostability of 50S ribosomal subunit	274	3298
<i>rlpA</i>	14.3	Rare lipoprotein	Minor lipoprotein	17932	4332
<i>rlpB</i>	14.5	Rare lipoprotein	Minor lipoprotein	17929	4332
<i>rluA</i>	1.3	rRNA, large, uridine modification	Dual specificity pseudouridine synthase for 23S rRNA and tRNA ^{Phe}	36966	1578, 2106, 4787
<i>rluC</i>	24.66 ^b	Pseudouridine synthase	Responsible for pseudouridine at three positions in 23S RNA (not on map, Fig. 1)	57124	827a
<i>rluD</i>	48.9	Suppressor <i>ftsH</i>	<i>sflhB</i> ; suppresses <i>ftsH</i> (ts) mutants; 23S rRNA pseudouridine synthase (pseudouridines at position 1911, 1915, and 1917)	53497	3079, 689a
<i>rmf</i>	21.9	Ribosome modulation factor	Associated with the 100S dimers of 70S ribosomes observed in stationary phase cells	31760	4622, 4624, 4832
<i>ma</i>	13.9	RNase A	<i>msA</i> ; cleaves phosphodiester bond between two nucleotides; RNase I	273	2858
<i>mb</i>	29.0	RNase B	RNase II; mRNA degradation	272	1069, 4958, 4959, 4960
<i>mc</i>	58.2	RNase C	RNase III; cleaves double-stranded RNA	271	1910, 2753, 2810, 3134, 4679, 708, 4339
<i>md</i>	40.6	RNase D	Rnase D; processes tRNA precursors	270	1336, 4919, 4939, 4938
<i>me</i>	24.6	RNase E	<i>ams</i> ; RNase E; enzyme complex for RNA processing, mRNA turnover and 5S RNA maturation	269	183, 1840, 1983, 2663, 2702, 2843, 2876, 2958, 3031, 3299, 3622, 4354, 621, 648, 673, 691, 774, 833
<i>mhA</i>	5.1	RNase H	<i>cer</i> , <i>dasF</i> , <i>herA</i> , <i>mh</i> , <i>sdrA</i> , <i>sin</i> ; degrades RNA of DNA-RNA hybrids; replication; RNase HI; participates in DNA replication	268	127, 1793, 1804, 2113, 2286, 2287, 2553, 2730, 3092, 3209, 3244, 4442, 633, 634, 636, 855

Continued on following page

TABLE 1—Continued

Gene symbol	Map location (min)	Mnemonic for symbol	Synonyms and gene product—enzyme, RNA, or phenotype affected	CGSC no. ^d	References ^c
<i>mhB</i>	4.4	RNase H	Degrades RNA of DNA-RNA hybrids; RNase HII (EC 3.1.26.4)	30604	1944
<i>mk</i>	13.9	Regulator nucleoside-diP kinase	Regulator of nucleoside diphosphate kinase; suppresses <i>Pseudomonas algR2</i>	36984	3911, 3985
<i>mpA</i>	83.7	RNase P	tRNA, 4.5S RNA-processing; RNase P, protein component	267	1632, 2074, 2293, 3328
<i>mpB</i>	70.4	RNase P	RNase P, RNA component	266	1064, 123, 2293, 2311, 2663, 3019, 3634, 3635, 3811
<i>mr</i>	94.3	RNase R	<i>vacB</i> ; homology with <i>Shigella</i> virulence gene <i>vacB</i> ; exoribonuclease R	34417	569, 719a, 4417a
<i>mt</i>	37.2	RNase T	Degrades tRNA; RNase T (EC 3.1.13-)	32271	1843, 3331, 3656, 649
<i>rob</i>	99.8	Right <i>oriC</i> binding	<i>oriC</i> -binding protein, binds to right border of <i>oriC</i>	34661	131, 2093, 4086
<i>rorB</i>	85.1	Roentgen resistance	Sensitivity to ionizing radiation, mitomycin C	36611	991, 992
<i>rpe</i>	75.7	Ribulose-5-phosphate epimerase	D-Ribulose-5-phosphate epimerase, in <i>dam</i> operon	53572	2681
<i>rph</i>	82.2	RNase PH	RNase PH	33892	2009, 2011, 2192, 3309, 94
<i>rpiA</i>	65.9	Ribose-P isomerase	Ribose phosphate isomerase (constitutive) (EC 5.3.1.6)	264	1822
<i>rpiB</i>	92.9	Ribose-P isomerase	Allose-6-P isomerase; ribose P isomerase?	50228	2223, 4138
<i>rpiR</i>	92.9	Ribose-P isomerase	<i>alsR</i> ; repressor for <i>als</i> operon and <i>rpiB</i>	50233	2223, 4138
<i>rplA</i>	90.0	Ribosomal protein, large	50S ribosomal subunit protein L1	263	1083, 1855, 2567, 2577, 2688, 3499, 3605, 537, 89
<i>rplB</i>	74.3	Ribosomal protein, large	50S ribosomal subunit protein L2	262	4969
<i>rplC</i>	74.4	Ribosomal protein, large	50S ribosomal subunit protein L3	261	4969
<i>rplD</i>	74.4	Ribosomal protein, large	<i>eryA</i> ; 50S ribosomal subunit protein L4; erythromycin sensitivity	260	2538, 2559, 4293, 4762, 4927, 4969, 736
<i>rplE</i>	74.2	Ribosomal protein, large	50S ribosomal subunit protein L5	259	666
<i>rplF</i>	74.2	Ribosomal protein, large	50S ribosomal subunit protein L6; gentamicin sensitivity	258	554, 666
<i>rplI</i>	95.4	Ribosomal protein, large	50S ribosomal subunit protein L9	257	15, 1938, 3928
<i>rplJ</i>	90.0	Ribosomal protein, large	<i>strA</i> ; streptomycin resistance; 50S ribosomal subunit protein L10	256	1083, 1238, 1788, 1855, 243, 244, 2567, 2577, 2688, 3165, 3499, 3605, 4210, 4377, 537, 783, 89
<i>rplK</i>	90.0	Ribosomal protein, large	<i>relC</i> ; 50S ribosomal subunit protein L11; kasugamycin sensitivity	255	1083, 1855, 2567, 2577, 3065, 3165, 3499, 3605, 4210, 4377, 537, 89, 891, 918, 4398
<i>rplL</i>	90.1	Ribosomal protein, large	50S ribosomal subunit protein L7/L12	254	1083, 1788, 1855, 243, 244, 2567, 2577, 2688, 3165, 3605, 4210, 537, 89
<i>rplM</i>	72.8	Ribosomal protein, large	50S ribosomal subunit protein L13	253	1941, 894
<i>rplN</i>	74.3	Ribosomal protein, large	50S ribosomal subunit protein L14	252	666
<i>rplO</i>	74.2	Ribosomal protein, large	50S ribosomal subunit protein L15	251	1945, 666
<i>rplP</i>	74.3	Ribosomal protein, large	50S ribosomal subunit protein L16	250	4969
<i>rplQ</i>	74.1	Ribosomal protein, large	50S ribosomal subunit protein L17	249	275, 2865, 3496, 666
<i>rplR</i>	74.2	Ribosomal protein, large	50S ribosomal subunit protein L18	248	666
<i>rplS</i>	59.1	Ribosomal protein, large	50S ribosomal subunit protein L19	247	3407, 597
<i>rplT</i>	38.7	Ribosomal protein, large	<i>pdzA</i> ; 50S ribosomal subunit protein L20	17608	1213
<i>rplU</i>	71.8	Ribosomal protein, large	50S ribosomal subunit protein L21	246	2013, 2246
<i>rplV</i>	74.3	Ribosomal protein, large	<i>eryB</i> ; erythromycin sensitivity; 50S ribosomal subunit protein L22	245	4762, 4969, 736
<i>rplW</i>	74.3	Ribosomal protein, large	50S ribosomal subunit protein L23	244	4969
<i>rplX</i>	74.3	Ribosomal protein, large	50S ribosomal subunit protein L24	243	666, 896
<i>rplY</i>	49.2	Ribosomal protein, large	50S ribosomal subunit protein L25	242	
<i>rpmA</i>	71.8	Ribosomal protein, large	50S ribosomal subunit protein L27	241	2246
<i>rpmB</i>	82.1	Ribosomal protein, large	50S ribosomal subunit protein L28	240	1936, 2466, 2716, 4154
<i>rpmC</i>	74.3	Ribosomal protein, large	50S ribosomal subunit protein L29	239	4969
<i>rpmD</i>	74.2	Ribosomal protein, large	50S ribosomal subunit protein L30	238	666
<i>rpmE</i>	88.9	Ribosomal protein, large	50S ribosomal subunit protein L31	237	893
<i>rpmF</i>	24.7	Ribosomal protein, large	50S ribosomal subunit protein L32	17605	1988
<i>rpmG</i>	82.1	Ribosomal protein, large	50S ribosomal subunit protein L33	236	1936, 2466, 2716, 4154
<i>rpmH</i>	83.7	Ribosomal protein, large	<i>rimA</i> , <i>ssaF</i> ; 50S ribosomal subunit protein L34	235	1631, 3285, 4611, 546
<i>rpmI</i>	38.8	Ribosomal protein, large	50S ribosomal subunit protein A (L35)	17602	4623
<i>rpmJ</i>	74.2	Ribosomal protein, large	50S ribosomal subunit protein X (L36)	17599	4623, 666

Continued on following page

TABLE 1—Continued

Gene symbol	Map location (min)	Mnemonic for symbol	Synonyms and gene product—enzyme, RNA, or phenotype affected	CGSC no. ^d	References ^c
<i>rpoA</i>	74.1	RNA polymerase	<i>phs, sez</i> ; phage P2 <i>vir1</i> resistance; RNA polymerase, α -subunit (EC 2.7.7.6)	234	1426, 2236, 275, 2865, 3318, 3496, 3497, 3754, 3755, 4292, 666
<i>rpoB</i>	90.1	RNA polymerase	<i>ftsR, groN, mbrD, nitB, rif, ron, stl, stv, tabD, sdgB</i> ; streptovar., rif., streptolyd. sensitivity; RNA polymerase, β -subunit (EC 2.7.7.6)	233	174, 1013, 1083, 1108, 1190, 1406, 1418, 173, 1788, 1855, 2020, 2092, 2286, 243, 244, 2463, 2567, 2577, 2688, 3165, 3316, 3499, 3605, 3698, 3756, 3906, 4210, 4211, 4523, 4588, 4912, 537, 89
<i>rpoC</i>	90.2	RNA polymerase	<i>tabD</i> ; RNA polymerase, β -subunit (EC 2.7.7.6)	232	1083, 1108, 1788, 2020, 2092, 243, 244, 2567, 2577, 2688, 3165, 3315, 3316, 3605, 4175, 4210, 537, 89
<i>rpoD</i>	69.2	RNA polymerase	<i>alt</i> ; most exponential phase transcription; RNA polymerase, σ -subunit, σ^{70} (EC 2.7.7.6)	231	1367, 1531, 2230, 2542, 2671, 2673, 3113, 3114, 4053, 4070, 4376, 565, 579, 580
<i>rpoE</i>	58.4	RNA polymerase	RNA polymerase σ^E -subunit, high-temperature transcription (heat shock and oxidative stress)	36181	1767, 3592
<i>rpoH</i>	77.5	RNA polymerase	<i>fam, hin, htpR</i> ; heat-shock transcription RNA polymerase σ^{32} -subunit (EC 2.7.7.6)	618	1532, 1533, 2120, 2407, 3145, 4418, 4484, 4913, 612
<i>rpoN</i>	72.0	RNA polymerase	<i>glnF, ntrA</i> ; RNA polymerase σ^{60} -subunit, transcription of N-source-controlled genes	17926	1770, 1864, 1904, 2904, 3517, 656, 657
<i>rpoS</i>	61.7	RNA polymerase	<i>abrD, dpeB, katF, nur, appR</i> ; σ^S ; RNA polymerase σ , stationary phase	18208	1226, 1402, 1925, 2049, 2077, 2411, 2610, 2749, 3044, 3045, 3806, 3825, 3899, 4448, 4488, 4591, 4603, 4447, 3697, 2413a
<i>rpoZ</i>	82.3	RNA polymerase	<i>spoS</i> ; RNA polymerase, ω subunit	28445	1400, 2597
<i>rpsA</i>	20.7	Ribosomal protein, small	<i>ssyF</i> ; 30S ribosomal subunit protein S1	230	1099, 2247, 2248, 3390, 3926, 3927, 4027, 746
<i>rpsB</i>	4.1	Ribosomal protein, small	30S ribosomal subunit protein S2	229	2428, 296, 3133, 418, 88
<i>rpsC</i>	74.3	Ribosomal protein, small	30S ribosomal subunit protein S3	228	4969
<i>rpsD</i>	74.1	Ribosomal protein, small	<i>ramA, sud₂</i> ; 30S ribosomal subunit protein S4	227	1662, 275, 3496, 3497, 666
<i>rpsE</i>	74.2	Ribosomal protein, small	<i>eps, spc, spcA</i> ; 30S ribosomal subunit protein S5	226	1662, 2975, 666, 956
<i>rpsF</i>	95.3	Ribosomal protein, small	<i>sdgH</i> ; 30S ribosomal subunit protein S6	225	1937, 3928
<i>rpsG</i>	74.8	Ribosomal protein, small	<i>K12</i> ; 30S ribosomal subunit protein S7	224	3498
<i>rpsH</i>	74.2	Ribosomal protein, small	30S ribosomal subunit protein S8	223	666, 4784
<i>rpsI</i>	72.8	Ribosomal protein, small	30S ribosomal subunit protein S9	17596	1941, 897
<i>rpsJ</i>	74.4	Ribosomal protein, small	<i>nusE</i> ; 30S ribosomal subunit protein S10	222	1012, 2559, 4927, 851
<i>rpsK</i>	74.1	Ribosomal protein, small	30S ribosomal subunit protein S11	221	275, 3496, 666
<i>rpsL</i>	74.8	Ribosomal protein, small	<i>asuB, strA</i> ; 30S ribosomal subunit protein S12	220	489, 3498
<i>rpsM</i>	74.1	Ribosomal protein, small	30S ribosomal subunit protein S13	219	1212, 275, 3496, 666
<i>rpsN</i>	74.2	Ribosomal protein, small	30S ribosomal subunit protein S14	218	666
<i>rpsO</i>	71.3	Ribosomal protein, small	<i>secC</i> ; 30S ribosomal subunit protein S15	217	1126, 1182, 1231, 2246, 2457, 3459, 3492, 3494, 3638, 3850, 4333, 4334
<i>rpsP</i>	59.1	Ribosomal protein, small	30S ribosomal subunit protein S16	216	1935, 3235, 3407, 599
<i>rpsQ</i>	74.3	Ribosomal protein, small	<i>neaA</i> ; 30S ribosomal subunit protein S17	215	4969, 630
<i>rpsR</i>	95.3	Ribosomal protein, small	30S ribosomal subunit protein S18	214	1938, 3928, 891
<i>rpsS</i>	74.3	Ribosomal protein, small	30S ribosomal subunit protein S19	213	1935, 4969
<i>rpsT</i>	0.4	Ribosomal protein, small	<i>sup₂₀</i> ; 30S ribosomal subunit protein S20	212	2700, 2701, 4830
<i>rpsU</i>	69.2	Ribosomal protein, small	30S ribosomal subunit protein S21	211	2671, 2673, 3148, 579, 892
<i>rfA</i>	87.0	Ribosomal RNA, 5S	5S rRNA of <i>rna</i> operon	210	1146, 4044, 439
<i>rfB</i>	89.9	Ribosomal RNA, 5S	5S rRNA of <i>rnB</i> operon	209	4044, 522, 523
<i>rfC</i>	85.0	Ribosomal RNA, 5S	5S rRNA of <i>rnC</i> operon	208	4044, 4904
<i>rfD</i>	73.7	Ribosomal RNA, 5S	5S rRNA of <i>rnD</i> operon	207	1096, 4044
<i>rfE</i>	90.8	Ribosomal RNA, 5S	5S rRNA of <i>rnE</i> operon	206	1146, 2543, 4044, 439
<i>rfF</i>	73.7	Ribosomal RNA, 5S	<i>rfDβ, rrvD</i> ; 5S rRNA of <i>rnD</i> operon	33643	394
<i>rfG</i>	58.7	Ribosomal RNA, 5S	5S rRNA of <i>rnG</i> operon	205	1146, 4044
<i>rfH</i>	4.8	Ribosomal RNA, 5S	5S rRNA of <i>rnH</i> operon	204	1146

Continued on following page

TABLE 1—Continued

Gene symbol	Map location (min)	Mnemonic for symbol	Synonyms and gene product—enzyme, RNA, or phenotype affected	CGSC no. ^d	References ^c
<i>r1A</i>	87.0	Ribosomal RNA, 23S	23S rRNA of <i>r1A</i> operon	203	1146, 1502, 3236, 4383, 439, 915, 926
<i>r1B</i>	89.8	Ribosomal RNA, 23S	23S rRNA of <i>r1B</i> operon	202	1502, 3063, 3236, 3785, 4383, 522, 523, 524, 915
<i>r1C</i>	85.0	Ribosomal RNA, 23S	23S rRNA of <i>r1C</i> operon	201	1502, 3236, 4383, 915
<i>r1D</i>	73.8	Ribosomal RNA, 23S	23S rRNA of <i>r1D</i> operon	200	1096, 1502, 3236, 4383, 915
<i>r1E</i>	90.7	Ribosomal RNA, 23S	23S rRNA of <i>r1E</i> operon	199	1146, 1502, 2543, 3236, 4383, 439, 915
<i>r1G</i>	58.7	Ribosomal RNA, 23S	23S rRNA of <i>r1G</i> operon	198	1146, 1502, 3236, 4383, 915
<i>r1H</i>	4.8	Ribosomal RNA, 23S	23S rRNA of <i>r1H</i> operon	197	1146, 1502, 3236, 4383, 4384, 915
<i>r1A</i>	41.1	Ribosomal RNA modification	23S rRNA <i>m1G745</i> methyltransferase; mutant has slow growth rate, slow chain elongation rate, and viomycin resistance	56816	1576
<i>r1A</i>	96.9	Ribosomal RNA (operon)	See Fig. 1	23593	
<i>r1B</i>	89.8	Ribosomal RNA (operon)	<i>cqsE</i> , <i>r1B1</i> ; see Fig. 1	195	1661, 248
<i>r1C</i>	84.9	Ribosomal RNA (operon)	<i>cqsB</i> ; see Fig. 1	19503	2056
<i>r1D</i>	73.7	Ribosomal RNA (operon)	<i>cqsD</i> ; see Fig. 1	193	1752
<i>r1E</i>	90.7	Ribosomal RNA (operon)	<i>r1D1</i> ; see Fig. 1	192	1752, 2543
<i>r1G</i>	58.7	Ribosomal RNA (operon)	See Fig. 1	10891	1661, 53
<i>r1H</i>	4.8	Ribosomal RNA (operon)	See Fig. 1	190	
<i>r1A</i>	86.9	Ribosomal RNA, 16S	16S RNA of <i>r1A</i> operon	189	4458, 926
<i>r1B</i>	89.8	Ribosomal RNA, 16S	16S RNA of <i>r1B</i> operon	188	3063, 318, 3341, 3535, 440, 4458, 522, 523, 879
<i>r1C</i>	84.9	Ribosomal RNA, 16S	16S RNA of <i>r1C</i> operon	187	4458
<i>r1D</i>	73.8	Ribosomal RNA, 16S	16S RNA of <i>r1D</i> operon	186	4458
<i>r1E</i>	90.7	Ribosomal RNA, 16S	16S RNA of <i>r1E</i> operon	185	2543, 4458
<i>r1G</i>	58.8	Ribosomal RNA, 16S	16S RNA of <i>r1G</i> operon	184	1146, 4015, 4458
<i>r1H</i>	4.8	Ribosomal RNA, 16S	16S RNA of <i>r1H</i> operon	183	1146, 4058, 4458
<i>r1D</i>	94.4	Regulation of σ^D	Stationary phase protein, binds major σ -subunit	54664	2023
<i>r1E</i>	58.3	Regulation of σ^E	<i>m1A</i> ; membrane protein, negative regulator of σ^E	37241	2965, 977
<i>r1E</i>	58.3	Regulation of σ^E	Binds <i>r1E</i> , negative regulation of σ^E	37244	2965, 977
<i>r1E</i>	58.3	Regulation of σ^E	Deletion does not affect σ^E activity	37247	2965, 977
<i>r1A</i>	35.5	Repressor of σ^S production	Prevents homoserine lactone-induced synthesis of σ^S , starvation induced	36959	1856
<i>r1B</i>	35.5	Repressor of σ^S production	Function unknown, transcribed with <i>r1A</i> , starvation induced	36962	1856
<i>r1A</i>	27.8	Regulation of σ^S	Two-component response regulator, affecting σ^S -dependent proteins	37468	1718
<i>r1B</i>	27.8	Regulation of σ^S	<i>r1A</i> , <i>r1E</i> , two-component response regulator, affecting σ^S -dependent proteins	37471	1718, 3034, 3532, 4952
<i>r1A</i>	49.1	rRNA, small pseudouridine	16S RNA pseudouridine 516 synthase	36034	4786
<i>r1A</i>	76.6	RNA terminal phosphate cyclase	Cyclase activity similar to human enzyme; RNA 3'-terminal phosphate cyclase	56879	1399a
<i>r1B</i>	76.6	RNA terminal phosphate cyclase		56882	1399a
<i>r1C</i>	76.6	RNA terminal phosphate cyclase		56885	1399a
<i>r1N</i>	48.9	Resistance to N4	Probable membrane protein; resistance to phages lambda and N4	54796	1605
<i>r1S</i>	12.3	<i>r1S</i> suppressor	Resolvase; resolves Holliday structures	32471	2722, 2745, 4003
<i>r1A</i>	41.9	Repair UV?	<i>r1A</i> regulon; Holliday junction recognition	17923	1281, 13, 163, 1966, 305, 306, 3373, 4049, 4478, 4479, 4712
<i>r1B</i>	41.9	Repair UV?	<i>r1A</i> regulon; branch migration of Holliday structures	17920	1281, 13, 305, 306, 3373, 4712
<i>r1C</i>	41.9	Repair UV?	Not SOS regulated; resolves Holliday structures; RuvC endonuclease	32474	1101, 151, 1965, 2593, 299, 307, 3999, 4001, 4002, 4328, 4364, 4712, 4713, 4714, 824
<i>r1D</i>	34.3	Succinate-semialdehyde deHase	Succinate-semialdehyde dehydrogenase, NAD dependent (EC 1.2.1.24)	180	2759, 4088
<i>r1A</i>	48.1	Sensitivity vancomycin	Amplification abolishes vancomycin-sensitive permeability defects of mutants	50224	3673
<i>r1A</i>	29.2	Sensitivity to antimicrobial peptides	Peptide transport system periplasmic protein	51886	3371, 322a, 4792a
<i>r1B</i>	29.2	Sensitivity to antimicrobial peptides	Peptide transport system permease	51883	322a, 4792a

Continued on following page

TABLE 1—Continued

Gene symbol	Map location (min)	Mnemonic for symbol	Synonyms and gene product—enzyme, RNA, or phenotype affected	CGSC no. ^d	References ^e
<i>sapC</i>	29.1	Sensitivity to antimicrobial peptides	Peptide transport system permease	51880	I, H
<i>sapD</i>	29.1	Sensitivity to antimicrobial peptides	<i>trkE</i> ; affects potassium transport; peptide transport system ATP-binding protein	35326	1161, 3371, 3372, 3914
<i>sapF</i>	29.1	Sensitivity to antimicrobial peptides	Peptide transport system ATP-binding protein	35323	3372
<i>sbaA</i>	96.5	Serine, branched-chain amino acids	Regulation of serine and branched-chain amino acid metabolism	179	919
<i>sbcB</i>	44.9	Suppression of <i>recBC</i>	<i>xonA</i> ; suppresses <i>recB recC</i> mutations; exonuclease I	178	3156, 3417, 3418, 3529, 3845, 4291, 4834
<i>sbcC</i>	8.9	Suppression of <i>recBC</i>	Cosuppressor with <i>sbcB</i> of <i>recB recC</i> mutations	17917	2451, 2594, 2595, 3128, 4834, 676, 823
<i>sbcD</i>	8.9	Suppression of <i>recBC</i>	Cosuppressor with <i>sbcB</i> of <i>recB recC</i> mutations	30972	1423, 2451, 823
<i>sbmA</i>	8.5	Sensitivity B17 microcin	Methylmalonyl-CoA mutase (<i>mcm</i>)	17914	2435
<i>sbmC</i>	44.8	Sensitivity B17 microcin	<i>gyrI</i> ; DNA gyrase inhibitor; in high copy protects cells from replication inhibitor MccB17; SOS induced; blocks MccB17 export	50396	222, 3114a
<i>sbp</i>	88.5	Sulfate binding protein	Periplasmic sulfate-binding protein	17911	1710
<i>sdaA</i>	40.8	Serine deaminase	L-Serine deaminase	32312	3987, 4258, 4260
<i>sdaB</i>	63.1	Serine deaminase	L-Serine deaminase, L-SD2	33324	3988, 4259
<i>sdaC</i>	63.1	Serine deaminase	<i>dcrA</i> ; regulator of L-SD2; putative serine transporter	33329	2546, 3988, 4259
<i>sdhA</i>	16.3	Succinate dehydrogenase	Succinate dehydrogenase flavoprotein subunit (EC 1.3.99.1)	17908	4741, 4773, 615, 866, 934, 3354
<i>sdhB</i>	16.3	Succinate dehydrogenase	Succinate dehydrogenase iron-sulfur protein	17905	4741, 4773, 615, 934, 3354
<i>sdhC</i>	16.3	Succinate dehydrogenase	<i>cybA</i> ; succinate dehydrogenase membrane anchor subunit, cytochrome <i>b</i> ₅₅₆ (EC 1.3.99.1)	17902	3052, 3053, 615, 3354
<i>sdhD</i>	16.3	Succinate dehydrogenase	Succinate dehydrogenase hydrophobic subunit (EC 1.3.99.1)	17899	4741, 4773, 615, 3354
<i>sdjA</i>	43.0	Suppress division inhibitors	Suppresses inhibitory effect of the MinC/MinD division inhibitor, positive regulator <i>ftsQAZ</i>	30919	1361, 4659
<i>sds</i>	30.4	Suppresses disulfide bond	Motility defects		4792a
<i>secA</i>	2.3	Secretory	<i>azi</i> , <i>pea</i> , <i>prlD</i> ; translocation ATPase for protein export	176	1079, 1241, 1279, 2329, 3286, 3287, 3358, 349, 3818, 3919, 598, 751, 921
<i>secB</i>	81.5	Secretory	Protein export; chaperone SecB	17896	1293, 2227, 2234, 2361, 2362, 2363, 2454, 260, 3519, 3919, 4675, 4676
<i>secD</i>	9.2	Secretory	Membrane component of protein export complex	17893	1366, 2329, 2651, 3469, 921
<i>secE</i>	90.0	Secretory	<i>prlG</i> ; inner membrane protein involved in protein secretion (with SecY)	34108	1079, 1080, 1084, 1267, 181, 2035, 2814, 3067, 3068, 3200, 3468, 3470, 349, 350, 3553, 36, 3675, 3893, 3894, 395, 4182, 4264, 4362, 540, 921, 2329
<i>secF</i>	9.2	Secretory	Membrane protein with protein secretion function	29893	1198, 1365, 2329, 2651, 2817, 3467, 3469, 3794, 4264, 921
<i>secG</i>	71.6	Secretory	<i>prlH</i> ; p12 cytoplasmic membrane protein involved with protein export	33484	1079, 1622, 3199, 3201, 450, 451, 4733
<i>secY</i>	74.2	Secretory	<i>prlA</i> ; multispanning membrane protein, translocator of proteins (with SecE)	18037	1079, 1153, 1267, 1293, 180, 1945, 1947, 3218, 3292, 3307, 3470, 349, 350, 3553, 40, 4028, 4037, 4048, 42, 43, 46, 4868, 666, 921, 1949, 2329
<i>selA</i>	81.0	Selenium	<i>fdhA</i> (formate dehydrogenase activity); with SelD, converts serine residue to selenocysteine on tRNA	785	1276, 2480, 3887
<i>selB</i>	81.0	Selenium	<i>fdhA</i> ; novel elongation factor promoting selenocysteine incorporation (specific for selenocysteyl tRNA)	17890	1274, 2480, 345, 3887
<i>selC</i>	82.6	Selenium	<i>fdhC</i> ; selenocysteyl tRNA _{UCA} (converted from serine tRNA)	17887	2313, 237, 2478, 2480, 3887
<i>selD</i>	39.8	Selenium	Selenophosphate synthase; reduced selenium donor for selenocysteyl tRNA and protein	32292	1125, 1275, 2226, 2479, 3887, 4184

Continued on following page

TABLE 1—Continued

Gene symbol	Map location (min)	Mnemonic for symbol	Synonyms and gene product—enzyme, RNA, or phenotype affected	CGSC no. ^d	References ^c
<i>semA</i>	40.5	Sensitivity to microcin	Sensitivity to microcin E492	17884	3552
<i>seqA</i>	15.4	Sequestration	<i>hobH</i> ; DNA biosynthesis; negative modulator of replication initiation	31506	208, 2646, 4096, 4608, 471
<i>serA</i>	65.9	Serine	Phosphoglycerate dehydrogenase (EC 1.1.1.95)	173	3239, 4420, 4444, 4949, 73
<i>serB</i>	99.6	Serine	Phosphoserine phosphatase (EC 3.1.3.3)	172	3705
<i>serC</i>	20.6	Serine	<i>pdxC</i> , <i>pdxF</i> ; phosphoserine aminotransferase (EC 2.6.1.52)	171	1019, 1020, 1099, 1370, 3161, 4034a
<i>serR</i>	2.3	Serine	Regulates level of seryl-tRNA synthetase		4392
<i>serS</i>	20.2	Serine	Serine hydroxamate resistance; seryl-tRNA synthetase (EC 6.1.1.11)	169	1659, 4444
<i>serT</i>	22.2	Serine	<i>divE</i> ; serine tRNA ₁	168	2313, 34, 4345
<i>serU</i>	44.0	Serine	<i>su</i> ₁ , <i>Su-1</i> , <i>fisM</i> , <i>supD</i> , <i>supH</i> (amber suppressor); serine tRNA ₂	167	2313, 2455, 3324, 4197, 4407, 1122a
<i>serV</i>	60.7	Serine	<i>supD</i> (ochre suppressor); serine tRNA ₃	166	2313, 1122a
<i>serW</i>	19.9	Serine	<i>serW</i> _α ; <i>serWX</i> duplicate genes; serine tRNA ₅	17881	2313, 3849, 1122a
<i>serX</i>	23.6	Serine	<i>serW</i> _β ; <i>serWX</i> duplicate genes; serine tRNA ₅	17878	2313, 1122a
<i>sfa</i>	22.7	Suppressor of <i>fabA</i>	Suppresses <i>fabA6</i>	46624	3696
<i>sfcA</i>	33.5	<i>sbc</i> fusion C-terminal	Probably <i>maeA</i> , malic enzyme, NAD linked (EC 1.1.1.38)	32176	2719
<i>sfiC</i>	25.8	Septum formation inhibition	Element of <i>e14</i> , inhibitor of cell division	17875	1858, 1978, 2715, 933
<i>sfsA</i>	3.5	Sugar fermentation stimulation	<i>sfsI</i> ; regulatory for maltose metabolism; overexpression increases amyloamylase	30524	2176
<i>sfsB</i>	71.8	Sugar fermentation stimulation	<i>nlp</i> , <i>sfs7</i> ; Ner-like regulatory protein	35693	175, 2176, 744
<i>shiA</i>	44.1	Shikimate	Shikimate and dehydroshikimate permease	163	1185
<i>sipC</i>	82.6	Suppressor of increased permeability	Mutations reverse the susceptibility to vancomycin and other hydrophobic antibiotics caused by TraT plasmid gene	51306	3563
<i>sipD</i>	82.7	Suppressor of increased permeability	Same phenotype as that produced by <i>sipC</i>	36869	3563
<i>sir</i>	61.2	SOS-independent repair	SOS-independent repair of mitomycin C-induced DNA damage	36505	2366
<i>sixA</i>	52.9		Phosphohistidine phosphatase affecting His-Asp phosphorelay of ArcB, etc.	54917	3248
<i>sloB</i>	75.0	Slow growth	Tolerance for amidinopenicillin and nalidixic acid; slow growth rate	162	4716
<i>slp</i>	78.7	Stationary-phase lipoprotein	C starvation and stationary phase inducible; outer membrane lipoprotein	33726	3971, 63
<i>slr</i>	14.7	Selenolipoic acid resistant	Suppresses lipoate requirement of <i>lipA</i> ; functions in lipoic acid synthesis	36705	3633
<i>sly</i>	99.8	Soluble lytic transglycosylase	Lytic transglycosylase, major autolysin	34819	1155, 332
<i>slyD</i>	74.9	Sensitivity to lysis	FK-506-BP-like lysis protein for ϕ X174; metal ion-regulated peptidyl-prolyl <i>cis/trans</i> -isomerase, filamentation if overexpressed	35441	1809, 1814, 3730, 3731, 4804
<i>slyX</i>	74.9	Sensitivity to lysis	Required for ϕ X174 lysis	54726	3731
<i>smp</i>	99.6	Serine B-contraposed membrane protein	Transcribed divergently from <i>serB</i> , overlapping promoter; membrane protein	34649	3162, 3163
<i>smtA</i>	21.0	SAM-dependent methyltransferase	Putative methyltransferase, SAM-dependent	50317	4844
<i>sodA</i>	88.3	SOD	Member of SoxRS regulon; superoxide dismutase, Mn	17593	1217, 301, 3178, 3540, 3541, 4338, 4445, 638, 819, 4355
<i>sodB</i>	37.4	SOD	Superoxide dismutase, Fe	15256	1217, 1529, 2204, 301, 3155, 3178, 3904, 638, 639
<i>sodC</i>	37.1	SOD	Superoxide dismutase, Cu, Zn	50310	1908, 302, 303
<i>sohA</i>	70.6	Suppressor of <i>htr</i>	<i>prIF</i> ; suppressor of <i>htrA</i> ; putative protease	35411	204, 2212, 4123
<i>sohB</i>	28.6	Suppressor of <i>htr</i>	Suppressor of <i>htr</i> ; homology with inner membrane protease IV, which digests cleaved signal peptides	31951	203
<i>soLA</i>	24.1	Sarcosine oxidase-like	Homology with sarcosine oxidases, but stronger activity with methyltryptophan than with sarcosine	50669	2332
<i>soxR</i>	92.2	Superoxide	Regulatory protein of <i>soxRS</i> regulon; induces nine-protein <i>sox</i> regulon when superoxide levels increase	27798	1384, 1748, 3223, 3224, 4480, 4793, 78
<i>soxS</i>	92.1	Superoxide	Regulatory protein of <i>soxRS</i> regulon; induces nine-protein <i>sox</i> regulon when superoxide levels increase	27801	1211, 1985, 2539, 3223, 3224, 4793, 4794, 78

Continued on following page

TABLE 1—Continued

Gene symbol	Map location (min)	Mnemonic for symbol	Synonyms and gene product—enzyme, RNA, or phenotype affected	CGSC no. ^d	References ^c
<i>speA</i>	66.4	Spermidine	Biosynthetic decarboxylase (EC 4.1.1.19)	161	2996, 3877, 472
<i>speB</i>	66.4	Spermidine	Agmatinase (EC 3.5.3.11)	160	3877, 472, 4318
<i>speC</i>	66.9	Spermidine	Ornithine decarboxylase (EC 4.1.1.17)	159	3877, 472
<i>speD</i>	2.9	Spermidine	S-Adenosylmethionine decarboxylase (EC 4.1.1.50)	158	4323, 4324
<i>speE</i>	2.9	Spermidine	Spermidine synthase	17590	4323, 4324
<i>speF</i>	15.5	Spermidine	Ornithine decarboxylase, inducible (EC 4.1.1.17)	31559	2149, 2153
<i>speG</i>	35.7	Spermidine	Spermidine acetyltransferase	53446	1334
<i>spf</i>	87.2	Spot 42	Spot 42 RNA	157	2067, 3473, 3661
<i>spoT</i>	82.3	Spot (magic spot)	Guanosine 5'-diphosphate, 3'-diphosphate pyrophosphatase, ppGpp synthetase II activity	156	2913, 3070, 3868, 3869, 4807a
<i>sppA</i>	39.8	Signal peptide peptidase	Protease IV; signal peptide peptidase	13763	1877, 4308
<i>spr</i>	48.9	Suppressor of <i>prc</i>	Suppresses thermosensitivity of <i>prc</i> mutants at low osmolality; in turn suppressed by multicopy expression of PBP 7	54675	1641
<i>srlA</i>	60.9	Sorbitol	<i>gutA</i> , <i>sbl</i> ; D-glucitol-specific enzyme II of phosphotransferase system	155	3644, 437, 4749, 4822, 4823
<i>srlB</i>	60.9	Sorbitol	<i>gutB</i> , <i>sbl</i> ; D-glucitol (sorbitol)-specific enzyme III of the phosphotransferase system	11886	4822, 4823
<i>srlD</i>	60.9	Sorbitol	<i>gutD</i> , <i>sbl</i> ; sorbitol-6-phosphate dehydrogenase (EC 1.1.1.140)	153	4749, 4822, 4823
<i>srlE</i>	60.9	Sorbitol	<i>gutE</i> ; protein encoded by reading frame adjacent to <i>srlA</i>	56893	3644a
<i>srlR</i>	60.9	Sorbitol	<i>gutR</i> ; regulatory gene for <i>srl</i>	152	4749
<i>srnB</i>	58.4	Suppressor ribosomal mutant	<i>rbaB</i> , <i>rhIA</i> ; ATP-dependent RNA helicase	32859	3191
<i>srnA</i>	9.4	Stable RNA	Degradation of stable RNA	151	3263
<i>ssaE</i>	52.5	Suppression <i>secA</i>	Suppresses <i>secA</i> mutations	17869	3285
<i>ssaG</i>	41.8	Suppression <i>secA</i>	Suppresses <i>secA</i> mutations	17866	3285
<i>ssaH</i>	94.1	Suppression <i>secA</i>	Suppresses <i>secA</i> mutations	17863	3285
<i>ssb</i>	92.1	Single-strand binding	<i>exrB</i> , <i>lexC</i> ; single-strand DNA-binding protein; member of <i>lex</i> regulon	150	1435, 2237, 2393, 2916, 3568, 3835, 3837, 3917
<i>sseA</i>	57.1	Sensitivity to serine	Enhances serine sensitivity (inhibits homoserine deHase) on lactate; rhodanese-like protein	33023	1617
<i>sseB</i>	57.2	Sensitivity to serine	Enhances serine sensitivity (inhibits homoserine deHase) on lactate; weaker than <i>sseA</i>	33026	1617
<i>sspA</i>	72.7	Stringent starvation protein	<i>pog</i> ; stress response protein	17860	1333, 1335, 3979, 3985, 4742
<i>sspB</i>	72.7	Stringent starvation protein	Stress response protein	33594	4742
<i>ssrA</i>	59.3	Small stable RNA	<i>sipB</i> ; 10Sa RNA (nonribosomal); role in modulating DNA-binding proteins	35783	103, 1218, 2310, 2312, 3074, 3251, 3252, 3652, 3653, 692
<i>ssrS</i>	65.8	Small stable RNA	6S RNA	17857	1833, 2459
<i>ssyA</i>	57.1	Suppression of <i>secY</i>	Suppressor of <i>secY</i> mutation	17854	4026
<i>ssyD</i>	3.0	Suppression of <i>secY</i>	Suppressor of <i>secY</i> mutation	17848	4027
<i>stfZ</i>	2.3	<i>fts</i> in reverse	Antisense RNA blocks <i>ftsZ</i> mRNA translation, inhibits cell division	36124	1032
<i>stkA</i>	77.5	Suppressor of transposase killing	Suppresses cell aberrations and death caused by Tn5 transposase overexpression	36083	4699
<i>stkB</i>	86.1	Suppressor of transposase killing	Suppresses cell aberrations and death caused by Tn5 transposase overexpression	36093	4699
<i>stkC</i>	98.5	Suppressor of transposase killing	Suppresses cell aberrations and death caused by Tn5 transposase overexpression	36087	4699
<i>stkD</i>	28.6	Suppressor of transposase killing	Suppresses cell aberrations and death caused by Tn5 transposase overexpression	36090	4699
<i>stpA</i>	60.3	Suppressor of td mutant	<i>hnsB</i> ; <i>hns</i> -like protein, suppresses T4 td mutant	34492	1300, 4024, 4133, 4933–4935
<i>strC</i>	7.0	Streptomycin	<i>strB</i> ; low-level streptomycin resistance; modifies ribosome structure	149	3688
<i>strM</i>	78.3	Streptomycin	<i>asuF?</i> ; control of ribosomal ambiguity	148	4272
<i>stsA</i>	84.7	Streptomycin	Altered RNase activity	147	2493
<i>sucA</i>	16.3	Succinate	<i>lys</i> , <i>met</i> ; α -ketoglutarate dehydrogenase (decarboxylase component)	146	3355, 4149, 4741, 4773, 553, 934, 935
<i>sucB</i>	16.4	Succinate	<i>lys</i> , <i>met</i> ; dihydrolipoamide succinyltransferase component of α -ketoglutarate deHase (EC 2.3.1.61)	145	4149, 4150, 4151, 553
<i>sucC</i>	16.4	Succinate	Succinyl-CoA synthetase β -subunit	17845	4150, 4151, 552, 553
<i>sucD</i>	16.5	Succinate	Succinyl-CoA synthetase α -subunit	17842	552, 553
<i>stfI</i>	68.1	Suppressor of <i>ftsI</i>	<i>sui</i> ; suppressor of <i>ftsI</i>	33437	2164

Continued on following page

TABLE 1—Continued

Gene symbol	Map location (min)	Mnemonic for symbol	Synonyms and gene product—enzyme, RNA, or phenotype affected	CGSC no. ^d	References ^c
<i>sugE</i>	94.3	Suppressor of <i>gro</i>	Suppresses <i>groL</i> mutation and mimics effects of <i>gro</i> overexpression	34460	1512
<i>suhA</i>	78.4	Suppressor heat-shock proteins	Induction of heat shock genes	17839	4419
<i>suhB</i>	57.4	Suppressor heat-shock proteins	Inositol monophosphate (EC 3.1.3.25)	32968	1910, 1911, 2804, 4870, 675
<i>sulA</i>	22.0	Suppressor of <i>lon</i>	<i>sfiA</i> ; inhibits cell division and <i>ftsZ</i> ring formation	144	1391, 1857, 1978, 2027, 2984, 794
<i>sup</i>		Suppressor	Various suppressor tRNAs, see Table 2		
<i>supQ</i>	12.5	Suppressor	Uncharacterized suppressor	129	3780
<i>surA</i>	1.2	Survival	Affects stationary-phase survival	30326	2446, 2964, 3752, 4440
<i>surE</i>	61.8	Survival	<i>ygbC</i> ; required for stationary-phase survival	33215	2523
<i>syd</i>	63.0	<i>secY-dl</i> suppression	Interacts with <i>secY</i>	36980	4036
<i>tabC</i>	86.3	T4 abortion	Mutants fail to support growth of T4	125	4329
<i>tag</i>	80.0	3-Methyl adenine glycosylase	3-Methyladenine DNA glycosylase I, constitutive	124	1184, 2144, 365, 3816, 3957, 4201, 773
<i>talA</i>	55.5	Transaldolase	Transaldolase A	54690	4164
<i>talB</i>	0.2	Transaldolase	Transaldolase B	36818	4165
<i>tanA</i>	41.6	Trehalose, anaerobic	Anaerobic growth on trehalose	37222	2799
<i>tanB</i>	68.1	Trehalose, anaerobic	Anaerobic growth on trehalose	37910	2799
<i>tap</i>	42.4	Taxis protein	Flagellar regulon; chemotactic membrane receptor for aspartate; methyl-accepting protein IV; peptide receptor	123	2342, 2951, 4101, 4102, 4651, 468
<i>tar</i>	42.4	Taxis, aspartate and repellents	<i>cheM</i> ; chemotactic signal transducer protein II, methyl accepting; aspartate chemoreceptor	122	2206, 2342, 4101, 4102, 4650, 4651, 468
<i>tas</i>	64	Tyrosine auxotrophy suppressor	Suppresses tyrosine requirement of <i>tyrA14</i> O ^b strain	57111	4416a
<i>tauA</i>	8.3	Taurine	Uptake of taurine (probable S source)	51775	4549, 4550
<i>tauB</i>	8.3	Taurine	Taurine transport	51772	4549, 4550
<i>tauC</i>	8.3	Taurine	Taurine transport	51769	4549, 4550
<i>tauD</i>	8.3	Taurine	Taurine dioxygenase	51766	1131, 4549, 4550
<i>thpA</i>	1.6	Thiamin binding protein	Periplasmic thiamin binding protein	34691	1785
<i>tdcA</i>	70.4	Threonine dehydratase, catabolic	Transcriptional activator of <i>tdc</i> operon	29702	1353, 1466, 1600, 3944, 3945, 689
<i>tdcB</i>	70.3	Threonine dehydratase, catabolic	<i>tdc</i> , <i>mukA</i> ; threonine dehydratase (EC 4.2.1.16); LysR family of regulator proteins	17587	1466, 1467, 1468, 3944, 3945, 950
<i>tdcC</i>	70.3	Threonine dehydratase, catabolic	L-Threonine L-serine permease, membrane associated, anaerobically inducible	29709	1466, 3246, 3944, 3945
<i>tdcD</i>	70.3	Threonine dehydratase, catabolic	Propionate kinase, anaerobic	54712	1736, 3944
<i>tdcE</i>	70.2	Threonine dehydratase, catabolic	Pyruvate formate-lyase/ketobutyrate formate-lyase	54717	1736, 3944
<i>tdcF</i>	70.2	Threonine dehydratase, catabolic	Function unknown	54720	1736
<i>tdcG</i>	70.2	Threonine dehydratase, catabolic	Anaerobic pathway, L-serine deaminase, L-serine dehydratase	54723	1736, 3944
<i>tdcR</i>	70.4	Threonine dehydratase, catabolic	Positive regulatory protein for threonine dehydratase, TdcB	29692	3943, 3944
<i>tdh</i>	81.7	Threonine dehydrogenase	Threonine dehydrogenase	17584	141, 3619, 3620, 715
<i>tdi</i>	4.3	Transduction inhibition	Affects transduction, transformation, and rates of mutation	121	4181
<i>tdk</i>	27.9	Thymidine kinase	Deoxythymidine kinase	120	1763, 1887, 369, 405
<i>tehA</i>	32.3	Tellurite resistance	Multidrug resistance; K ⁺ -tellurite ethidium and proflavin transport; membrane protein	32106	4372, 4500, 4501, 4645
<i>tehB</i>	32.3	Tellurite resistance	Multidrug resistance; K ⁺ -tellurite ethidium and proflavin transport	32109	4372, 4500, 4501
<i>TerA</i>	28.8	Terminus	Terminus of DNA replication; replication fork inhibition	17836	1294, 1744, 1754, 1756, 1757, 3395, 979
<i>TerB</i>	36.2	Terminus	<i>psrB</i> ; terminus of DNA replication; replication fork inhibition	17833	1097, 1294, 1744, 1754, 1756, 1757, 281, 3395, 352, 979
<i>TerC</i>	34.6	Terminus	<i>psrA</i> ; terminus of DNA replication; replication fork inhibition	17830	1294, 1744, 297, 298, 454
<i>TerD</i>	27.6	Terminus	Terminus of DNA replication; replication fork inhibition	17827	1294, 1744
<i>TerE</i>	23.3	Terminus	Terminus of DNA replication; replication fork inhibition	29805	1746
<i>TerF</i>	50.0	Terminus	Terminus of DNA replication; replication fork inhibition	29289	3992
<i>tesA</i>	11.2	Thioesterase	<i>apeA</i> ; acyl-CoA thioesterase I; also protease I	31102	1878, 737, 738

Continued on following page

TABLE 1—Continued

Gene symbol	Map location (min)	Mnemonic for symbol	Synonyms and gene product—enzyme, RNA, or phenotype affected	CGSC no. ^d	References ^c
<i>tesB</i>	10.2	Thioesterase	Thioesterase II	17581	3087, 3130
<i>tgt</i>	9.2	tRNA-guanine transglycosylase	tRNA-guanine transglycosylase	118	1358, 2651, 3205, 3654, 3655
<i>thdA</i>	10.5	Thiophene degradation	Degradation of furans and thiophenes; may be <i>thnA</i> ?	17824	3
<i>thdC</i>	94.2	Thiophene degradation	Degradation of furans and thiophenes	17821	3
<i>thdD</i>	99.8	Thiophene degradation	Degradation of furans and thiophenes	15908	3
<i>thiA</i>	90.3	Thiamin cluster	Hydroxyethylthiazole synthesis, cluster of genes	117	4564
<i>thiB</i>	90.3	Thiamin	Unidentified, not THI-P synthase, thiamine pyrophosphate pyrophosphorylase activity	116	4564
<i>thiC</i>	90.4	Thiamin (and thiazole)	Hydroxymethylpyrimidine synthesis; thiamin pyridine moiety biosynthesis	115	4564
<i>thiD</i>	47.2	Thiamin (and thiazole)	Phosphomethylpyrimidine kinase	114	1905
<i>thiE</i>	90.3	Thiamin (and thiazole)	<i>thiA</i> ; thiamin-thiazole moiety synthesis	34301	4564
<i>thiF</i>	90.3	Thiamin (and thiazole)	<i>thiA</i> ; thiamin-thiazole moiety synthesis	34298	4564
<i>thiG</i>	90.3	Thiamin (and thiazole)	<i>thiA</i> ; thiamin-thiazole moiety synthesis	34295	4564
<i>thiH</i>	90.3	Thiamin (and thiazole)	<i>thiA</i> ; thiamin-thiazole moiety synthesis	342952	4564
<i>thiI</i>	9.5	Thiamin (and thiazole)	Thiamin biosynthesis; also 4-thiouridine generation in tRNAs	56890	3032, 4681a
<i>thiJ</i>	47.1	Thiamin (and thiazole)	<i>thiA</i> , <i>thiN</i> ; hydroxymethylpyrimidine kinase	37230	2977, 3122
<i>thiK</i>	25.1	Thiamin (and thiazole)	Thiamin kinase	113	1906, 2425
<i>thiL</i>	9.4	Thiamin (and thiazole)	<i>thiJ</i> ; thiaminmonophosphate kinase	112	1906, 4681a
<i>thiM</i>	47.2	Thiamin (and thiazole)	Hydroxyethylthiazole kinase (EC 2.7.1.50)	34309	2976
<i>thrA</i>	0.0	Threonine	<i>thrD</i> , <i>Hs</i> ; aspartokinase I-homoserine dehydrogenase I (EC 1.1.1.3 and EC 2.7.2.4)	111	1568, 2162, 2682, 4859, 845, 925
<i>thrB</i>	0.1	Threonine	Homoserine kinase (EC 2.7.1.39)	110	1568, 3801, 4948, 845, 846
<i>thrC</i>	0.1	Threonine	Threonine synthase (EC 4.2.99.2)	109	1568, 3375, 845, 846
<i>thrS</i>	38.8	Threonine	Autogenously regulated threonyl-tRNA synthetase (EC 6.1.1.3)	108	1318, 2743, 2829, 3136, 3333, 3461, 3463, 3527, 4168, 4170, 4710, 4801
<i>thrT</i>	90.0	Threonine	Threonine tRNA ₃	107	1849, 2313, 2467, 3743, 90
<i>thrU</i>	89.9	Threonine	Threonine tRNA ₄	106	1849, 2313, 2467, 3743, 90
<i>thrV</i>	73.7	Threonine	Threonine tRNA ₁ , in <i>rmd</i>	105	1096, 1146, 2313, 3814, 818
<i>thrW</i>	5.6	Threonine	Threonine tRNA ₂	10363	2313, 818, 914
<i>thyA</i>	63.9	Thymine	Aminopterin, trimethoprim resistance; thymidylate synthetase (EC 2.1.1.45)	104	1107, 1730, 1742, 286, 328, 3762, 3870, 658
<i>tig</i>	9.8	Trigger factor	Trigger factor; chaperone	35681	1583, 1737, 1738, 2119, 4236, 4525, 619
<i>tktA</i>	66.3	Transketolase	Transketolase (EC 2.2.1.1)	103	2059, 4161, 4162, 4947
<i>tktB</i>	55.6	Transketolase	Transketolase (EC 2.2.1.1)	29992	1889, 4947
<i>tldD</i>	73.0	Tolerance for <i>letD</i>	Tolerance for effects on DNA gyrase by sex factor F gene <i>letD</i>	50304	3061
<i>thnA</i>	10.5	Thiolutin	<i>thnI</i> ; resistance or sensitivity to thiolutin; may be <i>thdA</i> ?	102	4083
<i>tmk</i>	24.9	Thymidine kinase	Deoxythymidine kinase	17578	357, 3657, 967, 405
<i>tnaA</i>	83.8	Tryptophanase	<i>ind</i> , <i>tnaR</i> ; tryptophanase (EC 4.1.99.1)	101	2927, 3170, 3171, 4222, 4611, 4677, 4911, 568, 996
<i>tnaB</i>	83.8	Tryptophanase	<i>trpP</i> ; low-affinity Trp permease	69	1119, 2102, 3865, 4218, 568, 996
<i>tnm</i>	92.0	Tn migration	Transposition of Tn9 and other transposons, development of phage Mu	100	1901, 1902, 4107, 4725
<i>tolA</i>	16.7	Tolerance	<i>cim</i> , <i>excC</i> , <i>lky</i> , <i>tol-2</i> ; tolerance to group A colicins, single-stranded filamentous DNA phage; required for OM integrity; membrane protein; bacteriocin tolerant	99	1023, 1270, 1284, 2506, 2507, 3039, 4281, 4282, 4397, 4686, 482, 484, 635, 957
<i>tolB</i>	16.7	Tolerance	<i>lkyA</i> (leakage of periplasmic proteins), <i>tol-3</i> ; azaleucine resistant; tolerance to colicins E2, E, A, and K	98	1270, 1284, 2447, 2449, 2506, 3039, 4281, 4282, 484, 635, 957, 99
<i>tolC</i>	68.5	Tolerance	<i>colE1-i</i> , <i>mtcB</i> , <i>refI</i> , <i>weeA</i> , <i>toc</i> (topoisomerase compensation), <i>mukA</i> ; specific tolerance to ColE1; affects chromosome segregation; OM porin	97	1284, 1291, 1593, 1594, 1762, 3007, 3009, 3186, 3311, 4648, 484, 4863, 4864, 635, 957, 975
<i>tolD</i>	22.9	Tolerance	Bacteriocin tolerant; tolerance to colicins E2, E3, and ampicillin	96	1284, 484, 572, 957
<i>tolE</i>	22.9	Tolerance	Bacteriocin tolerant; tolerance to colicins E2, E3, and ampicillin	95	1284, 484, 635, 957
<i>tolI</i>	0.1	Tolerance	Bacteriocin tolerant; sensitivity to colicins Ia and Ib	94	484, 635, 957

Continued on following page

TABLE 1—Continued

Gene symbol	Map location (min)	Mnemonic for symbol	Synonyms and gene product—enzyme, RNA, or phenotype affected	CGSC no. ^d	References ^c
<i>tolJ</i>	0.1	Tolerance	Bacteriocin tolerant; sensitivity to L, A, S4, E, and K	93	1284, 484, 635, 957
<i>tolM</i>	74.8	Tolerance	<i>cmt</i> ; high-level tolerance to colicin M	92	1284, 1618, 1650, 2865, 3892, 484, 635, 957
<i>tolQ</i>	16.7	Tolerance	<i>fii</i> , <i>tolP</i> ? tolerance to group A colicins, single-stranded DNA filamentous phage; cell envelope integrity; inner membrane protein	17815	2108, 3038, 3039, 4281, 4282, 4397, 4582, 4686, 481, 482
<i>tolR</i>	16.7	Tolerance	Tolerance to group A colicins, single-stranded DNA filamentous phage; cell envelope integrity; inner membrane protein	17812	1721, 2108, 3039, 4282, 4397, 4686, 482
<i>tonB</i>	28.2	T-one	<i>T1rec</i> , <i>exbA</i> ; sensitivity to T1, ϕ 80, and colicins; uptake of chelated Fe and cyanocobalamin; energy transducer	90	1254, 1470, 1488, 2080, 2135, 2136, 2221, 2502, 251, 3500, 3501, 3502, 4059, 4451, 4452, 482, 484
<i>topA</i>	28.6	Topoisomerase	<i>supX</i> ; topoisomerase I, omega protein I	89	1091, 2494, 2680, 2762, 3301, 3310, 4206, 4466, 4467, 4482, 4654
<i>topB</i>	39.7	Topoisomerase	<i>mutR</i> ; topoisomerase III; <i>mutR</i> phenotype is decreased deletion formation between short repeats	29988	1048, 3931, 4653, 4730, 4937
<i>torA</i>	22.8	Trimethylamine oxide reductase	Molybdoprotein trimethylamine N-oxide reductase	17575	2874, 3377
<i>torC</i>	22.8	Trimethylamine oxide reductase	c-Type cytochrome	29977	2874
<i>torD</i>	22.9	Trimethylamine oxide reductase	Transcribed with <i>tor</i> ; no similarity with other proteins in database	29980	2874
<i>torR</i>	22.8	Trimethylamine oxide reductase	Regulatory gene	36408	4071, 4072
<i>torS</i>	22.7	Trimethylamine oxide reductase	Sensor partner of TorRT, two-component system for trimethylamine N-oxide induction	50902	2061
<i>torT</i>	22.8	Trimethylamine oxide reductase	TorRT system	50188	2062
<i>tpiA</i>	88.6	Triose P isomerase	Triosephosphate isomerase	88	1710, 3423
<i>tpiR</i>	27.7	<i>tyrT</i> region protamine	Protamine-like protein, apparently transcribed with <i>tyrT</i>	87	75
<i>tpx</i>	29.9	Thiol peroxidase	Thioredoxin-linked thiol peroxidase	46706	2225, 668
<i>treA</i>	26.8	Trehalose	<i>tre</i> ; trehalase, periplasmic	17572	2865, 3651, 430
<i>treB</i>	96.2	Trehalose	IITre, translocation system, Tre-specific PTS enzyme II	34601	4253, 431
<i>treC</i>	96.2	Trehalose	Trehalose-6-phosphate hydrolase, osmoprotectant	34597	3677, 4253, 431
<i>treF</i>	79.0	Trehalose	Cytoplasmic trehalase	35861	1807
<i>treR</i>	96.2	Trehalose	Repressor	51427	1807, 1808, 2258
<i>trg</i>	32.1	Taxis to ribose and galactose	Methyl-accepting chemotaxis protein III, ribose acceptor, flagellar regulon	85	1646, 1678, 2865, 2991, 362, 363, 419
<i>trkA</i>	74.0	Transport K ⁺	Major constitutive K ⁺ transport system; potassium transport inner membrane protein subunit	84	1161, 1162, 1618, 2865, 3914, 448
<i>trkD</i>	84.7	Transport K ⁺	<i>kup</i> ; major constitutive K ⁺ transport system	81	1161, 3910, 449, 4611
<i>trkG</i>	30.6	Transport K ⁺	Major constitutive K ⁺ transport system; membrane protein, perhaps inactive during anaerobic growth	29963	1074, 1162, 3915, 3916, 4453
<i>trkH</i>	86.9	Transport K ⁺	Potassium transport membrane protein subunit; binding of TrkA to membrane; mutants require high K ⁺	34066	1074, 1162, 3915, 448
<i>trmA</i>	89.7	tRNA methyltransferase	<i>rT</i> ; tRNA (uracil-5)-methyltransferase (EC 2.1.1.35)	79	1577, 256, 2564, 3229, 3405
<i>trmB</i>	7.1	tRNA methyltransferase	tRNA (guanine-7)-methyltransferase (EC 2.1.1.33)	78	2763
<i>trmC</i>	52.6	tRNA methyltransferase	5-Methylaminoethyl-2-thiouridine in tRNA	77	1599, 366
<i>trmD</i>	59.1	tRNA methyltransferase	tRNA (guanine-7)-methyltransferase (EC 2.1.1.33)	76	1599, 3407, 594–596
<i>trmE</i>	83.7	tRNA methyltransferase	<i>thdF</i> (thiophene oxidation?); tRNA base modification, 5-methyl-aminoethyl, 2-thiouridine synthesis	17806	1147, 49, 568
<i>trmF</i>	84.8	tRNA methyltransferase	5-Methyl aminoethyl-2-thiouridine biosynthesis	17803	1147
<i>trmH</i>	82.4	tRNA methyltransferase	<i>spoU</i> ; tRNA (Gm18) 2'-O-methyltransferase	33877	2319, 3406
<i>trmU</i>	25.7	tRNA methyltransferase	<i>asuE</i> ; antisuppressor; tRNA base-modifying enzyme; 2-thiouridine synthesis	37613	1503, 3708, 4272

Continued on following page

TABLE 1—Continued

Gene symbol	Map location (min)	Mnemonic for symbol	Synonyms and gene product—enzyme, RNA, or phenotype affected	CGSC no. ^d	References ^c
<i>trnA</i>	63.1	tRNA	Level of several tRNAs	75	724
<i>trpA</i>	28.3	Tryptophan	Tryptophan synthase subunit A (EC 4.2.1.20)	74	1157, 1470, 1551, 1760, 2819, 3173, 4314, 4788, 4789, 4871
<i>trpB</i>	28.4	Tryptophan	Tryptophan synthase subunit B (EC 4.2.1.20)	73	1157, 1470, 1760, 2819, 4871, 865
<i>trpC</i>	28.4	Tryptophan	Bifunctional enzyme <i>N</i> -(5-phosphoribosyl)anthranilate isomerase, indole-3-glycerolphosphate synthetase (EC 4.1.1.48)	72	1157, 1470, 1760, 1812, 2819, 4871, 747
<i>trpD</i>	28.4	Tryptophan	Bifunctional enzyme anthranilate synthase component II, phosphoribosyl anthranilate transferase; (EC 4.1.3.27 and EC 2.4.2.18)	71	1157, 1470, 1760, 1810, 1812, 2819, 3174, 4871
<i>trpE</i>	28.4	Tryptophan	<i>anth</i> , <i>tryD</i> , <i>tryp-4</i> ; anthranilate synthase component I (EC 4.1.3.27)	70	1157, 1470, 1703, 1760, 2819, 3026, 3174, 3175, 3321, 4871
<i>trpR</i>	99.8	Tryptophan	5-Methyltryptophan resistance; regulator of <i>trp</i> operon and <i>aroH</i> ; autogenously regulated tryptophan repressor protein	68	1567, 1568, 210, 3705, 4078, 4872, 288
<i>trpS</i>	75.7	Tryptophan	Tryptophanyl-tRNA synthetase (EC 6.1.1.2)	67	1608, 1609, 410
<i>trpT</i>	85.0	Tryptophan	<i>su7</i> (UGA suppression), <i>supU</i> (UAG suppression), <i>su8</i> , <i>supV</i> (UAA suppression) ^f ; tryptophan tRNA	66	2313, 3324, 4904, 926, 1122a
<i>truA</i>	52.4	tRNA uridine (modification to pseudouridine)	<i>asuC</i> , <i>hisT</i> , <i>leuK</i> ; pseudouridine synthase, anticodon stem and loop specific	623	142, 143, 144, 2784, 3211, 3226, 3363, 3955, 4523, 543
<i>truB</i>	71.3	tRNA uridine (modification to pseudouridine)	Pseudouridine synthase, ψ 55 specific	35528	3226
<i>trxA</i>	85.4	Thioredoxin	<i>fipA</i> , <i>tsnC</i> ; thioredoxin	65	1865, 2550, 2551, 2764, 2807, 3850, 3772, 3773, 3775, 3778, 3784, 4641, 58, 926
<i>trxB</i>	20.1	Thioredoxin	Thioredoxin reductase	17569	1009, 1613, 3774, 3776, 3777
<i>trxC</i>	58.6	Thioredoxin	Thioredoxin 2	54694	2953
<i>tsaA</i>	4.8	t6AtRNA-SAM-methyltransferase	N ⁶ -threonylcarbamoyladenosine(t6A) modification of tRNA ^{Thr} , adenosine A37 to threonylated adenosine; tRNA(m6t6A37) methyltransferase	53741	3564
<i>tsf</i>	4.1	Ts elongation factor	EF-Ts, elongation factor for transcription, stable	64	2428, 296, 418, 88
<i>tsmA</i>	40.1	Thymine suppression modifier	Affects suppression efficiency for nonsense and frameshift mutations of Thy ⁻ strains	36603	1731
<i>tsr</i>	98.9	Taxis to serine and repellents	<i>cheD</i> ; serine chemoreceptor; methyl accepting chemotaxis protein II, membrane receptor	63	1693, 2206, 3367, 4650, 467, 469, 617, 84
<i>tsx</i>	9.3	T-six	<i>T6rec</i> , <i>nupA</i> ; T6, colicin K resistance; nucleoside channel	62	1635, 2651, 492, 494
<i>tttA</i>	69.1	Tartrate dehydratase	L-Tartrate dehydratase subunit (EC 4.2.1.32)	33459	3628
<i>tttB</i>	69.1	Tartrate dehydratase	L-Tartrate dehydratase subunit (EC 4.2.1.32)	33462	3628
<i>ttk</i>	82.2		Function unknown, TetR, AcrR family of regulators	52724	1144, 568
<i>tufA</i>	74.7	Tu elongation factor	<i>kirT</i> , <i>pulT</i> ; duplicate gene for EF-Tu subunit; elongation factor, unstable	61	1561, 2042, 2334, 2379, 2433, 4342, 4543, 4548, 4732, 4887, 4928, 91
<i>tufB</i>	90.0	Tu elongation factor	<i>kirT</i> , <i>pulT</i> ; duplicate gene for EF-Tu subunit; elongation factor, unstable	60	1561, 1849, 2334, 2433, 2467, 2567, 2972, 4336, 4342, 4377, 4543, 4546, 4548, 4732, 89, 90
<i>tus</i>	36.3	Terminus utilization substance	<i>tau</i> ; inhibits replication at Ter; Ter DNA-binding protein, blocking replication forks; DNA sequence-specific contrahelicase	17800	1745, 1756, 1758, 2207, 2279, 2355, 2473, 3395, 3704, 941
<i>tynA</i>	31.2	Tyramine	<i>feaA</i> , <i>maoA</i> ; tyramine oxidase (EC 1.4.3.4)	59	178, 3066, 4200, 4848
<i>tyrA</i>	59.0	Tyrosine	Chorismate mutase T-prephenate dehydrogenase (EC 5.4.99.5 and EC 1.3.1.12) bifunctional; TyrR regulon	58	1847, 2819
<i>tyrB</i>	91.9	Tyrosine	Tyrosine aminotransferase (EC 2.6.1.5); TyrR regulon	57	1283, 2372, 4856
<i>tyrP</i>	42.8	Tyrosine	Tyrosine-specific transport system, TyrR regulon	56	2154, 2155, 4720, 4781, 4782

Continued on following page

TABLE 1—Continued

Gene symbol	Map location (min)	Mnemonic for symbol	Synonyms and gene product—enzyme, RNA, or phenotype affected	CGSC no. ^d	References ^c
<i>tyrR</i>	29.8	Tyrosine	TyrR regulon repressor; regulates <i>aroF</i> , <i>aroG</i> , <i>tyrA</i> , and aromatic amino acid transport; autoregulation of <i>tyrR</i> not mediated by tyrosine	55	2436, 2819, 3441, 4640, 4740, 4855, 4857, 531, 623, 734, 785, 837, 838, 881, 882
<i>tyrS</i>	36.9	Tyrosine	Tyrosyl-tRNA synthetase (EC 6.1.1.1)	54	1043, 236, 2398, 2938
<i>tyrT</i>	27.7	Tyrosine	<i>tyrT</i> α, <i>su</i> _{III} , <i>Su-3</i> , <i>Su-4</i> , <i>supC</i> (ochre suppressor ^f), <i>supF</i> (amber suppressor), <i>supO</i> ? tandemly duplicated tyrosine tRNA ₁ (<i>tyrTV</i>)	53	2313, 3743, 3744, 445, 446, 447
<i>tyrU</i>	90.0	Tyrosine	<i>sup15B</i> , <i>supM</i> (ochre suppressor), <i>supZ</i> (amber suppressor ^f); tyrosine tRNA ₂	52	1122a, 1849, 2313, 2467, 3743, 90
<i>tyrV</i>	27.7	Tyrosine	<i>tyrT</i> β; tandemly duplicated, tyrosine tRNA ₁	51	3743, 1122a
<i>ubiA</i>	91.6	Ubiquinone	4-Hydroxybenzoate polyprenyltransferase	50	2549, 2576, 3195, 725
<i>ubiB</i>	86.7	Ubiquinone	<i>fadI</i> , <i>fre</i> , <i>fsrC</i> ; 2-octaprenylphenol→2-octaprenyl-6-methoxyphenol; flavin reductase (EC 1.6.99.-)?	49	1273, 1385, 4174, 926
<i>ubiC</i>	91.6	Ubiquinone	Chorismate lyase	48	2549, 3176, 4124
<i>ubiD</i>	86.7	Ubiquinone	Reaction: 3-octaprenyl-4-hydroxybenzoate to 2-octaprenylphenol	47	858
<i>ubiE</i>	86.7	Ubiquinone	Reaction: 2-octaprenyl-6-methoxy-1,4-benzoquinone to 2-octaprenyl-3-methyl-6-methoxy-1,4-benzoquinone	46	4902
<i>ubiF</i>	14.8	Ubiquinone	Reaction: 2-octaprenyl-3-methyl-6-methoxy-1,4-benzoquinone to 2-octaprenyl-3-methyl-5-hydroxy-6-methoxy-1,4-benzoquinone	45	811
<i>ubiG</i>	50.4	Ubiquinone	Reaction: 1-octaprenyl-3-methyl-5-hydroxy-6-methoxy-1,4-benzoquinone to ubiquinone	44	1421, 1829, 3451
<i>ubiH</i>	65.8	Ubiquinone	<i>visB</i> ; reaction: 2-octaprenyl-6-methoxyphenol to 2-octaprenyl-6-methoxy-1,4-benzoquinone	43	3100, 2974
<i>ubiX</i>	52.3	Ubiquinone	<i>dedF</i> ; sequence homologous to <i>ubiX</i> of <i>S. typhimurium</i> , which codes for 3-octaprenyl 4-hydroxybenzoate carboxy-lyase	17797	3211
<i>ucpA</i>	54.8	Upstream <i>cysP</i>	Temporary name; protein with homology to short-chain dehydrogenases/reductases	51898	4080
<i>udk</i>	46.1	Uridine kinase	Uridine/cytidine kinase (EC 2.7.1.48)	42	2058, 3156, 3157
<i>udp</i>	86.5	Uridine phosphorylase	Uridine phosphorylase (EC 2.4.2.3)	41	1272, 3426, 3539, 58, 66, 926, 4646
<i>ugpA</i>	77.3	Uptake glycerol phosphate	<i>psiB</i> , <i>psiC</i> ; glycerol P transport system, integral membrane protein	40	2147, 2931, 3320, 3539, 3946, 3948, 3949, 4261
<i>ugpB</i>	77.4	Uptake glycerol phosphate	<i>psiB</i> , <i>psiC</i> ; periplasmic binding protein of <i>sn</i> -glycerol-3-phosphate transport system	39	2147, 2931, 3320, 3946, 3948, 3949, 4261
<i>ugpC</i>	77.3	Uptake glycerol phosphate	<i>sn</i> -Glycerol-3-P transport system; ABC family permease	17794	1701, 2147, 3320, 3948, 3949, 4261
<i>ugpE</i>	77.3	Uptake glycerol phosphate	<i>sn</i> -Glycerol-3-P transport system; membrane protein	17791	2147, 3320, 3948, 3949, 4261
<i>ugpQ</i>	77.3	Uptake glycerol phosphate	Glycerophosphoryl diester phosphodiesterase (EC 3.1.4.-); cytosolic	33697	548, 4261, 4428
<i>uhpA</i>	82.9	Utilization hexose phosphate	Response regulator (2-component system) required for <i>uhpT</i> transcription	15437	1316, 1933, 2079, 4006, 4717
<i>uhpB</i>	82.9	Utilization hexose phosphate	Membrane protein controlling UhpA activity, sensor kinase	15448	1316, 1933, 1934, 4717
<i>uhpC</i>	82.9	Utilization hexose phosphate	Membrane protein controlling UhpA activity, in concert with UhpB	15449	1316, 1933, 1934, 2079, 4006, 4717
<i>uhpT</i>	82.8	Utilization hexose phosphate	Fosfomycin sensitivity; sugar P transport system; transport protein for hexose P's	37	1179, 1316, 1581, 2079, 2902, 2931, 4005, 4006, 4545, 4571, 4717
<i>uidA</i>	36.5	HexUronIDes	<i>gurA</i> , <i>gusA</i> ; β-D-glucuronidase (EC 3.2.1.31)	36	2000, 386, 387, 3905
<i>uidB</i>	36.5	HexUronIDes	<i>gusB</i> , <i>uidP</i> ; glucuronide permease	53467	33, 394
<i>uidR</i>	36.5	HexUronIDes	<i>gusR</i> ; regulatory gene	35	384, 386, 387, 388
<i>umuC</i>	26.5	UV mutator	<i>umv</i> ; UV induction of mutations, error-prone repair; forms complex with UmuD and UmuD'	34	1068, 1145, 1297, 2245, 2776, 3404, 4041, 4778, 4779, 2284
<i>umuD</i>	26.5	UV mutator	<i>umv</i> ; inducible mutagenesis; error-prone repair; processed to UmuD'; UmuDC single-stranded binding protein with RecA-coated DNA; SOS	17788	1068, 1145, 1297, 2245, 2281, 2776, 3404, 3960, 4041, 2284
<i>ung</i>	58.5	Uracil nucleic acid glycosylase	Uracil-DNA-glycosylase	25	4567

Continued on following page

TABLE 1—Continued

Gene symbol	Map location (min)	Mnemonic for symbol	Synonyms and gene product—enzyme, RNA, or phenotype affected	CGSC no. ^d	References ^e
<i>upp</i>	56.4	Uracil PRTase	<i>uraP</i> ; uracil phosphoribosyltransferase (EC 2.4.2.9)	24	1621, 1799, 97
<i>ups</i>	27.1	Up-suppression?	Efficiency of nonsense suppressors; see <i>prfA</i>	23	3782, 854
<i>uraA</i>	56.4	Uracil	Uracil concentration dependence of <i>pyr</i> mutants; Ura ABC transporter	33043	96
<i>uro</i>	85.9	Uroporphyrinogen	<i>hemC-Y</i> operon	37849	3871, 60
<i>usg1</i>	52.5	Upstream gene, temporary	Temporary name for gene in <i>pdxB</i> operon, unknown function	32746	144
<i>ushA</i>	10.9	UDP sugar hydrolase	UDP-glucose hydrolase (5'-nucleotidase)	22	574, 854
<i>uspA</i>	78.4	Universal stress protein	Global regulatory gene for stress response	28127	1046, 1302, 3232, 3233
<i>uup</i>	21.7		Precise excision of insertion elements	17785	1799, 3631
<i>uvh</i>	90.2	UV hyperresistant to UVC	Resistance to UVC, peroxide and antibiotics; may affect SOS repair	51073	21
<i>uvrA</i>	92.0	Ultraviolet resistant	<i>dar</i> ; <i>lex</i> regulon; repair of UV damage to DNA; excision nuclease subunit A	21	1867, 2201, 3831, 3834, 3837, 3838, 3479
<i>uvrB</i>	17.5	UV resistant	<i>dar-1</i> , <i>dar-6</i> ; DNA repair; excision nuclease subunit B, ATPase I and helicase II	20	1268, 128, 191, 3345, 1831, 3836, 3838, 3839, 4319, 4547
<i>uvrC</i>	42.9	UV resistant	DNA repair; multicopy causes mucoidy; excision nuclease subunit C	19	1277, 1278, 2995, 3220, 3831, 3832, 3838, 3840, 3994, 3995, 3996, 4493, 4559, 4886
<i>uvrD</i>	86.1	UV resistant	<i>dar-2</i> , <i>dda</i> , <i>mutU</i> , <i>pdeB</i> , <i>rad</i> , <i>recL</i> , <i>srjC</i> , <i>uvr502</i> , <i>uvrE</i> ; DNA-dependent ATPase I-DNA helicase II; increased rates of spontaneous mutagenesis	18	1109, 1250, 1251, 146, 1741, 2368, 2642, 2750, 2883, 2885, 3242, 3243, 4051, 4360, 4672, 4673, 4838, 4936, 521, 58, 926
<i>uvs</i>	91.1	UV sensitivity	UV-sensitive mutants, locus linked to <i>uvr</i>	51076	21
<i>uxaA</i>	69.8	Utilization hexuronate galacturonate	Altronate hydrolase (EC 4.2.1.7)	17	1851, 3489, 3682, 892
<i>uxaB</i>	34.6	Utilization hexuronate galacturonate	Altronate oxidoreductase (EC 1.1.1.58); <i>exu</i> regulon	16	1854, 2796, 381, 383, 394
<i>uxaC</i>	69.9	Utilization hexuronate galacturonate	Uronate isomerase (EC 5.3.1.12)	15	1851, 2795, 2796, 3489, 3682, 382, 892
<i>uxuA</i>	98.1	Utilization hexuronide glucuronate	Mannonate hydrolase (EC 4.2.1.8)	14	1305, 3681, 3687, 385
<i>uxuB</i>	98.1	Utilization hexuronide glucuronate	Mannonate oxidoreductase (EC 1.1.1.57)	13	1304, 3681, 3687, 385
<i>uxuR</i>	98.1	Utilization hexuronide glucuronate	Regulatory gene for <i>uxuBA</i> operon	12	3680, 3681, 3687
<i>valS</i>	96.5	Valine	<i>val-act</i> ; valyl-tRNA synthetase (EC 6.1.1.9)	11	1660, 1691, 1692, 197, 4091
<i>valT</i>	16.8	Valine	<i>valTα</i> ; duplicate gene with triplicated <i>valUXY</i> ; valine tRNA ₁	10	2313, 3324, 4898
<i>valU</i>	54.3	Valine	<i>valUα</i> , <i>valUγ</i> ; tandemly triplicate <i>valUXY</i> ; valine tRNA ₁	17782	2313, 3238, 538, 539
<i>valV</i>	37.6	Valine	Valine tRNA _{2B}	17563	2313
<i>valW</i>	37.6	Valine	Valine tRNA _{2A}	17560	2313
<i>valX</i>	54.3	Valine	<i>valUγ</i> ; tandemly triplicate <i>valUXY</i> ; valine tRNA ₁	28696	3238, 539
<i>valY</i>	54.3	Valine	<i>valUγ</i> ; tandemly triplicate <i>valUXY</i> ; valine tRNA ₁	28699	3238, 539
<i>valZ</i>	16.8	Valine	<i>valTβ</i> ; valine tRNA ₁	51028	394
<i>vsr</i>	43.7	Very short (patch) repair	Repairs mismatches; minimizes effects of C methylation	28927	1282, 2540, 2541, 2697, 336, 4130, 1720
<i>wrbA</i>	23.0	W(Trp) repressor binding	Affects association between Trp repressor and operators in stationary phase	31836	4865
<i>xapA</i>	54.4	Xanthosine P	<i>pnDA</i> ; xanthosine phosphorylase	41105	539
<i>xapB</i>	54.3	Xanthosine P	Xanthosine transport protein, NupG-like	41101	3962
<i>xapR</i>	54.3	Xanthosine P	<i>pnDR</i> ; regulatory gene for <i>xapA</i>	8	2282, 3962, 539, 586
<i>xasA</i>	33.8	Extreme acid survival	Glutamate-dependent enzyme, may function in protection against cytoplasmic acidification	36518	1732
<i>xerC</i>	86.1	<i>cer</i> -specific recombination	Recombinase, site specific	30184	2841, 376, 377, 378, 812
<i>xerD</i>	41.7	<i>cer</i> -specific recombination	<i>xprB</i> ; recombinase, site specific	30201	2639, 2641, 376, 377
<i>xni</i>	63.1	Exonuclease nine	<i>exo</i> ; exonuclease IX, a 3'-5' exonuclease acting preferentially on single-stranded DNA, probable excision repair function	56869	3983a
<i>xseA</i>	56.7	Exonuclease VII	Exonuclease VII, large subunit	6	4535, 687
<i>xseB</i>	9.5	Exonuclease VII	Exonuclease VII, small subunit	17557	4535, 4536
<i>xthA</i>	39.4	Exonuclease III	Exonuclease III	7	3711, 3858, 4030

Continued on following page

TABLE 1—Continued

Gene symbol	Map location (min)	Mnemonic for symbol	Synonyms and gene product—enzyme, RNA, or phenotype affected	CGSC no. ^d	References ^e
<i>xylA</i>	80.3	Xylose	D-Xylose isomerase (EC 5.3.1.5)	5	2377, 2437, 2741, 3735, 3896, 4128, 502
<i>xylB</i>	80.3	Xylose	Xylulokinase (EC 2.7.1.17)	4	2741, 3735, 4128, 502
<i>xylE</i>	91.4	Xylose	Xylose-proton symport	17776	1295, 2376, 4277, 961, 962
<i>xylF</i>	80.4	Xylose	<i>xylT</i> ; xylose-binding protein, transport system	17773	2377, 3735, 4128, 4277, 961
<i>xylG</i>	80.4	Xylose	Xylose transport gene	33780	4128
<i>xylH</i>	80.4	Xylose	Xylose permease protein	33783	4128
<i>xylR</i>	80.5	Xylose	Regulatory gene	3	2741, 3735, 4128
<i>yhhP</i>	77.7	Temporary name	<i>sirA</i> ; provisional name for small protein required for cell growth	55460	4847
<i>yihG</i>	87.1	Temporary name	Poly(A) polymerase II; see also <i>pcnB</i>	50490	631
<i>yjaB</i>	90.8	Temporary name	<i>fl47</i> ; temporary names for protein transcribed divergently from a promoter that overlaps the <i>metA</i> promoter, divergent from <i>metA</i>	51779	1414
<i>yohF</i>	47.9	Temporary name	RpoS regulon, acid sensitive, induced by ALS inhibition, similarity to insect-type ADH	55069	4552
<i>zipA</i>	54.5	<i>ftsZ</i> -interacting protein	Essential gene, affects cell division and growth; septal ring structural protein	51069	1602
<i>zntA</i>	77.7	Zn translocation	Zn ²⁺ translocating P-type ATPase; hypersensitive to Zn and Cd salts	53884	3650
<i>znuA</i>	41.8	Zn uptake	High-affinity ABC transport system for zinc	52879	3381
<i>znuB</i>	41.8	Zn uptake	High-affinity ABC transport system for zinc	52882	3381
<i>znuC</i>	41.8	Zn uptake	High-affinity ABC transport system for zinc	52886	3381
<i>zur</i>	91.8	Zn uptake regulation	Regulatory gene for high-affinity transport of zinc	52889	3381
<i>zwf</i>	41.7	Zwischenferment	Glucose 6-phosphate dehydrogenase (EC 1.1.1.49)	2	1211, 3756a, 643a, 828a

^a The following abbreviations are used in the table: ACP, acyl carrier protein; ad, adenine; PFL, pyruvate-formate lyase; PRPP, phosphoribosyl pyrophosphate; DAHP, 3-deoxy-D-arabinoheptulosonic acid 7-phosphate; BPC, binding protein carriers; FHL, formate hydrogen lyase; EPEC, enteropathogenic *E. coli*; ABC, ATP binding cassette; PEP, phosphoenolpyruvate; CMP, cytidine monophosphate; PTS, phosphotransferase system; cAMP, cyclic AMP; ORF, open reading frame; DMSO, dimethyl sulfoxide; PDI, protein disulfide isomerase; DTT, dithiothreitol; SDS, sodium dodecyl sulfate; CoA, coenzyme A; SRP, signal recognition particle; Me, methyl; OMP, outer membrane protein; RNAP, RNA polymerase; *B. subtilis*, *Bacillus subtilis*; GABA, γ -aminobutyric acid; GAPDH, glyceraldehyde-3-phosphate dehydrogenase; FPA, fluorophenyl alanine; QOR, quinone oxidoreductase; PNP, purine nucleoside phosphorylase; GS, glutamine synthetase; GSH, glutathione; HCA, hydrocinnamic acid; IGP, imidazole glycerol phosphate; FMN, flavin mononucleotide; MPT, molybdopterin; QSR, phage QSR; LPS, lipopolysaccharide; FAD, flavin adenine dinucleotide; SAM, S-adenosylmethionine; SOD, superoxide dismutase; streptovar., streptovarycin; rif., rifampin (rifamycin); streptolyd., streptolydigin; NAL, nalidixic acid; TET, tetracycline; AMP, ampicillin.

^b Not shown on map since characterization was published very recently.

^c Letters used as references are identified as follows: A, Table 1 of reference 187; B, Table 1 of reference 189; C, Table 1 of reference 190; D, Table 1 of reference 190a; E, Table 1 of reference 323.

^d These are the unique identifiers of this site in the CGSC database. Although the database is easily queried by name or synonym, this unchanging identifier is useful in tracking gene name changes that may have resulted in homonyms among the alternative names or in following a complicated history of name changes.

^e Also used for "antisuppressor" phenotype for alleles at various known (or subsequently renamed) loci.

^f Only single-mutation suppression is indicated; double and triple mutations suppress other nonsense triplets. See reference 1122a.

TABLE 2. Alternate gene symbols

Synonym ^a	Gene symbol from Table 1	Synonym	Gene symbol from Table 1
<i>abrD</i>	<i>rpoS</i>	<i>air</i>	<i>aer</i> , <i>aegA</i> ?
<i>acpS</i>	<i>acpX</i>	<i>ala-act</i>	<i>alaS</i>
<i>acrB</i>	<i>gyrB</i>	<i>alaWβ</i>	<i>alaX</i>
<i>acrE</i>	<i>acrB</i>	<i>alaWα</i>	<i>alaW</i>
<i>acrS</i>	<i>envR</i>	<i>ald</i>	<i>fbA</i> , <i>aldA</i>
<i>act</i>	<i>alaS</i> , <i>glyS</i> , <i>pflA</i>	<i>alnA</i>	<i>dadB</i>
<i>ade_c</i>	<i>purN</i>	<i>alnR</i>	<i>dadQ</i>
<i>ade3</i>	<i>purE</i>	<i>alt</i>	<i>rpoD</i>
<i>ade_f</i>	<i>purE</i>	<i>alu</i>	<i>dpp</i>
<i>ade_g</i>	<i>purC</i>	<i>ampA</i>	<i>ampC</i>
<i>ade_{ub}</i>	<i>purF</i>	<i>ams</i>	<i>rne</i>
<i>adhC</i>	<i>adhE</i>	<i>amt</i> , <i>amtA</i>	<i>cysQ</i>
<i>adi</i>	<i>adiA</i>	<i>ana</i>	<i>adhE</i>
<i>ads</i>	<i>folD</i>	<i>anr</i>	<i>osmE</i>
<i>adh_a</i>	<i>purD</i>	<i>ant</i>	<i>nhaA</i> , <i>mutS</i>
<i>aeg-46.5</i>	<i>ccm-nap</i> operon	<i>anth</i>	<i>trpE</i>
<i>aidA</i>	<i>alkA</i>	<i>apbC</i>	<i>mrp</i>
<i>aidC</i>	<i>nrfA</i> , <i>nrfG</i>	<i>apeA</i>	<i>tesA</i>
<i>aidD</i>	<i>alkB</i>	<i>apk</i>	<i>lysC</i>

Continued on following page

TABLE 2—Continued

Synonym	Gene symbol from Table 1	Synonym	Gene symbol from Table 1
<i>appR</i>	<i>rpoS</i>	<i>chbF</i>	<i>celF</i>
<i>arg+ura</i>	<i>carA, carB</i>	<i>chbR</i>	<i>celD</i>
<i>Arg1</i>	<i>argA, argD</i>	<i>cheC</i>	<i>fljM</i>
<i>Arg2</i>	<i>argA, argC</i>	<i>cheD</i>	<i>tsr</i>
<i>Arg4</i>	<i>argE</i>	<i>cheM</i>	<i>tar</i>
<i>Arg5</i>	<i>argF</i>	<i>cheX</i>	<i>cheR</i>
<i>Arg6</i>	<i>rargG</i>	<i>chl</i>	<i>moe</i>
<i>argA</i>	<i>argE</i>	<i>chlA</i>	<i>moaA</i>
<i>argB</i>	<i>argA</i>	<i>chlB</i>	<i>mobA</i>
<i>argD</i>	<i>argF</i>	<i>chlC</i>	<i>narG, H</i>
<i>argE</i>	<i>argG</i>	<i>chlD</i>	<i>modC, E, F</i>
<i>argG</i>	<i>argD</i>	<i>chlE</i>	<i>moeA</i>
<i>argH</i>	<i>argC</i>	<i>chlF</i>	<i>fdhF</i>
<i>argVα</i>	<i>argV</i>	<i>chlG</i>	<i>mog</i>
<i>argVβ</i>	<i>argY</i>	<i>chlI</i>	<i>narI</i>
<i>argVγ</i>	<i>argZ</i>	<i>chlJ</i>	<i>modB</i>
<i>aroR</i>	<i>aroT</i>	<i>chlM</i>	<i>moaD</i>
<i>arsE</i>	<i>arsR</i>	<i>chlN</i>	<i>moeB</i>
<i>arsF</i>	<i>arsB</i>	<i>chpAI</i>	<i>chpR</i>
<i>arsG</i>	<i>arsC</i>	<i>chpAK</i>	<i>chpA</i>
<i>asmB</i>	<i>lpxC</i>	<i>chpBI</i>	<i>chpS</i>
<i>asp</i>	<i>ppc</i>	<i>chpBK</i>	<i>chpB</i>
<i>aspB</i>	<i>gltB, D</i>	<i>cim</i>	<i>tolA</i>
<i>astC</i>	<i>cstC</i>	<i>clpY</i>	<i>hslU</i>
<i>asuA</i>	<i>prfA?</i>	<i>cmlA</i>	<i>cmr?</i>
<i>asuB</i>	<i>rpsL</i>	<i>cmlB</i>	<i>ompF</i>
<i>asuC</i>	<i>truA</i>	<i>cmt</i>	<i>tolM</i>
<i>asuD</i>	<i>lysS</i>	<i>coa</i>	<i>ompF</i>
<i>asuE</i>	<i>trmU</i>	<i>colE1-i</i>	<i>tolC</i>
<i>asuF</i>	<i>strM?</i>	<i>con</i>	<i>ompA</i>
<i>ata</i>	<i>attP22</i>	<i>cop</i>	<i>het</i>
<i>avr</i>	<i>ileR</i>	<i>corB</i>	<i>mgtA</i>
<i>Az</i>	<i>atoC</i>	<i>cou</i>	<i>gyrB</i>
<i>azi</i>	<i>secA</i>	<i>cqsB</i>	<i>rrnC</i>
<i>bfe</i>	<i>btuB</i>	<i>cqsD</i>	<i>rrmD</i>
<i>bglC</i>	<i>bglF, G</i>	<i>cqsE</i>	<i>rrmB</i>
<i>bglD</i>	<i>bglA</i>	<i>CR</i>	<i>ptsG</i>
<i>bglE</i>	<i>bglT</i>	<i>cra</i>	<i>fruR</i>
<i>bglS</i>	<i>bglG</i>	<i>cru</i>	<i>nupC</i>
<i>bglY</i>	<i>hns</i>	<i>cry</i>	<i>ompF, R</i>
<i>bicA, bicR</i>	<i>bcr</i>	<i>csdA</i>	<i>deaD</i>
<i>bioB</i>	<i>bioH</i>	<i>csi-5</i>	<i>osmY</i>
<i>bioR</i>	<i>birA</i>	<i>csm</i>	<i>crp</i>
<i>bir, birB</i>	<i>bioP</i>	<i>ctr</i>	<i>ptsH, I</i>
<i>bisA</i>	<i>moaA</i>	<i>cur</i>	<i>hns</i>
<i>bisB</i>	<i>moeA</i>	<i>cutA1</i>	<i>cutA</i>
<i>bisD</i>	<i>mog</i>	<i>cutA2</i>	<i>dipZ</i>
<i>blgA</i>	<i>bglB</i>	<i>cvc</i>	<i>fabF</i>
<i>blgB</i>	<i>bglF</i>	<i>cxr</i>	<i>cxm</i>
<i>blu</i>	<i>malP, pgl, pgm</i>	<i>cybA</i>	<i>sdhC</i>
<i>brnP</i>	<i>ilvH</i>	<i>cycY</i>	<i>cutA</i>
<i>bypA1</i>	<i>infA?</i>	<i>cycZ</i>	<i>dipZ</i>
<i>cadR</i>	<i>lysP</i>	<i>cysZ</i>	<i>cysK</i>
<i>cap</i>	<i>crp, carA, carB</i>	<i>cyxA</i>	<i>appC</i>
<i>capR</i>	<i>lon</i>	<i>cyxB</i>	<i>appB</i>
<i>car</i>	<i>ptsG</i>	<i>dadR</i>	<i>dadA</i>
<i>carP</i>	<i>pepA</i>	<i>dagA</i>	<i>cycA</i>
<i>cat</i>	<i>ptsG</i>	<i>dap</i>	<i>asd</i>
<i>cbr</i>	<i>fepA</i>	<i>dar</i>	<i>uvrA</i>
<i>cbt</i>	<i>fepA</i>	<i>dar-1</i>	<i>uvrB</i>
<i>cdFA</i>	<i>cfa</i>	<i>dar-2</i>	<i>uvrD</i>
<i>cfxB</i>	<i>marA? R</i>	<i>dar-6</i>	<i>uvrB</i>
<i>cel</i>	<i>ispB</i>	<i>dasC</i>	<i>rep</i>
<i>cer</i>	<i>btuB, mhA</i>	<i>dasF</i>	<i>rnhA</i>
<i>cet</i>	<i>creD</i>	<i>dcrA</i>	<i>sdaC</i>
<i>cfxB</i>	<i>marR, marA</i>	<i>dda</i>	<i>uvrD</i>
<i>chbA</i>	<i>celC</i>	<i>ddl</i>	<i>ddlB</i>
<i>chbB</i>	<i>celA</i>	<i>dec</i>	<i>fadR</i>

Continued on following page

TABLE 2—Continued

Synonym	Gene symbol from Table 1	Synonym	Gene symbol from Table 1
<i>dedB</i>	<i>accD</i>	<i>fdp</i>	<i>fbp</i>
<i>dedE</i>	<i>cvpA</i>	<i>fdv</i>	<i>mutS</i>
<i>dedF</i>	<i>ubiX</i>	<i>feaA</i>	<i>tynA</i>
<i>deg</i>	<i>lon</i>	<i>feeB</i>	<i>leuW</i>
<i>dga</i>	<i>murI</i>	<i>feuA</i>	<i>cirA</i>
<i>dhbB</i>	<i>birA</i>	<i>fexA</i>	<i>arcA</i>
<i>dhl</i>	<i>lpd</i>	<i>fii</i>	<i>tolQ</i>
<i>dhnA</i>	<i>fbaB</i>	<i>fimD</i>	<i>fimA</i>
<i>dig</i>	<i>hca</i>	<i>fimG</i>	<i>hns</i>
<i>dinA</i>	<i>polB</i>	<i>fipA</i>	<i>trxA</i>
<i>dinH</i>	<i>ftsK</i> regulatory region	<i>fir</i>	<i>lpxD</i>
<i>dinP</i>	<i>dinB</i>	<i>firA</i>	<i>hlpA, ileR, lpxD</i>
<i>dir</i>	<i>lon</i>	<i>fii</i>	<i>infC?</i>
<i>div</i>	<i>flk</i>	<i>flaA</i>	<i>fliM</i>
<i>divA</i>	<i>ftsA</i>	<i>flaAI</i>	<i>fliL</i>
<i>divE</i>	<i>serT</i>	<i>flaBI</i>	<i>fliF</i>
DLP ₁₂	<i>qsr'</i>	<i>flaBII</i>	<i>fliG</i>
<i>dnaD</i>	<i>dnaC</i>	<i>flaBIII</i>	<i>fliH</i>
<i>dnaF</i>	<i>nrdA</i>	<i>flaC</i>	<i>fliI</i>
<i>dnaL</i>	<i>ligA</i>	<i>flaD</i>	<i>fliA</i>
<i>dnaP</i>	<i>dnaG</i>	<i>flaE</i>	<i>fliK</i>
<i>dnaR</i>	<i>prs</i>	<i>flaF</i>	<i>fliC</i>
<i>dnaS</i>	<i>dfp, dut</i>	<i>flaG</i>	<i>flhB</i>
<i>dnaW</i>	<i>adk</i>	<i>flaH</i>	<i>flhA</i>
<i>dnaY</i>	<i>argU</i>	<i>flaI</i>	<i>flhC</i>
<i>dnaZ</i>	<i>dnaX</i>	<i>flaJ</i>	<i>motA, B</i>
<i>dniR</i>	<i>mltD</i>	<i>flaK</i>	<i>flgE</i>
<i>dpeA</i>	<i>hupB</i>	<i>flaL</i>	<i>flgG</i>
<i>dpeB</i>	<i>rpoS</i>	<i>flaM</i>	<i>flgI</i>
<i>dpj</i>	<i>acpS</i>	<i>flaN</i>	<i>fliE</i>
<i>dra</i>	<i>deoC</i>	<i>flaO</i>	<i>fliJ</i>
<i>drc</i>	<i>hns</i>	<i>flaP</i>	<i>fliR</i>
<i>drdX</i>	<i>hns</i>	<i>flaQ</i>	<i>fliQ</i>
<i>drm</i>	<i>deoB</i>	<i>flaR</i>	<i>fliP</i>
<i>drp</i>	<i>proS</i>	<i>flaS</i>	<i>flgK</i>
<i>drs</i>	<i>hns</i>	<i>flaT</i>	<i>flgL</i>
<i>dsbD</i>	<i>dipZ</i>	<i>flaU</i>	<i>flgA</i>
<i>dsbE</i>	<i>ccmG</i>	<i>flaV</i>	<i>flgD</i>
<i>dut</i>	<i>dfp</i>	<i>flaW</i>	<i>flgC</i>
<i>dye</i>	<i>arcA</i>	<i>flaX</i>	<i>flgF</i>
<i>ecfB</i>	<i>cpxA</i>	<i>flaY</i>	<i>flgH</i>
<i>efg</i>	<i>nadE</i>	<i>flaZ</i>	<i>flgJ</i>
<i>emrR</i>	<i>mprA</i>	<i>flbA</i>	<i>flgB</i>
<i>envA</i>	<i>lpxC</i>	<i>flbB</i>	<i>flhD</i>
<i>envB</i>	<i>mreB</i>	<i>flbC</i>	<i>fliD</i>
<i>envC</i>	<i>acrE</i>	<i>flbD</i>	<i>fliO</i>
<i>envD</i>	<i>acrF</i>	<i>ftr</i>	<i>leuJ</i>
<i>envM</i>	<i>fabI</i>	<i>ftrA</i>	<i>ileR</i>
<i>envZ</i>	<i>ompR</i>	<i>fms</i>	<i>def</i>
<i>eps</i>	<i>rpsE</i>	<i>fpg</i>	<i>mutM</i>
<i>eryA</i>	<i>rplD</i>	<i>fpk</i>	<i>fruK</i>
<i>eryB</i>	<i>rplV</i>	<i>frdB</i>	<i>fnr</i>
<i>eup</i>	<i>cpxA</i>	<i>frdR</i>	<i>narL, narX</i>
<i>exbA</i>	<i>tonB</i>	<i>fre</i>	<i>ubiB</i>
<i>excC</i>	<i>pal, toIA</i>	<i>fruC</i>	<i>fruR</i>
<i>exo</i>	<i>xni</i>	<i>fruF</i>	<i>fruB, fruK</i>
<i>exrA</i>	<i>lexA</i>	<i>fsrB</i>	<i>hmp</i>
<i>exrB</i>	<i>ssb</i>	<i>fsrC</i>	<i>ubiB</i>
<i>fabC</i>	<i>fabB</i>	<i>ftsB</i>	<i>nrdB</i>
<i>fabE</i>	<i>accB</i>	<i>ftsH</i>	<i>hflB</i>
<i>fabG</i>	<i>accC</i>	<i>ftsM</i>	<i>serU</i>
<i>fabJ</i>	<i>fabF</i>	<i>ftsR</i>	<i>rpoB</i>
<i>fadI</i>	<i>ubiB</i>	<i>ftsS</i>	<i>ftsX</i>
<i>fam</i>	<i>rpoH</i>	<i>fucC</i>	<i>fucA</i>
<i>far</i>	<i>fusA</i>	<i>gad</i>	<i>gapA, C</i>
<i>fda</i>	<i>fbaA</i>	<i>gadS</i>	<i>gadA?</i>
<i>fdhA</i>	<i>selA, B</i>	<i>galB</i>	<i>galT</i>
<i>fdhC</i>	<i>selC</i>	<i>gapB</i>	<i>epd</i>

Continued on following page

TABLE 2—Continued

Synonym	Gene symbol from Table 1	Synonym	Gene symbol from Table 1
<i>gen-165</i>	<i>fin</i>	<i>Hpr, hpr</i>	<i>ptsH</i>
<i>genA</i>	<i>dcuA</i>	<i>hpr</i>	<i>ptsH</i>
<i>genF</i>	<i>dcuB</i>	<i>hrbA</i>	<i>brnQ</i>
<i>genR</i>	<i>lrhA</i>	<i>hrbB</i>	<i>livG, H, J, K</i>
<i>glcF</i>	<i>glcE</i>	<i>hrbC</i>	<i>livG, H, J, K</i>
<i>glmD</i>	<i>nagB</i>	<i>hrbD</i>	<i>livG, H, J, K</i>
<i>glnF</i>	<i>rpoN</i>	<i>Hs</i>	<i>thrA</i>
<i>glnR</i>	<i>glnL</i>	<i>hs</i>	<i>hsdM, R</i>
<i>glnT</i>	<i>glnG</i>	<i>hsdH</i>	<i>hdhA</i>
<i>glnUα, β</i>	<i>glnU, W</i>	<i>hslF</i>	<i>ldhA</i>
<i>glnVα, β</i>	<i>glnV, X</i>	<i>hslI</i>	<i>ldhA</i>
<i>glr</i>	<i>murI</i>	<i>hslS</i>	<i>ibpB</i>
<i>glu</i>	<i>ppc</i>	<i>hslT</i>	<i>ibpA</i>
<i>glut</i>	<i>gltA</i>	<i>hsm</i>	<i>hsdM</i>
<i>gly</i>	<i>glyS</i>	<i>hsp</i>	<i>hsdM, R</i>
<i>glyD</i>	<i>gpt, glpD</i>	<i>hsr</i>	<i>hsdR</i>
<i>glySα, β</i>	<i>glyQ, S</i>	<i>hss</i>	<i>hsdS</i>
<i>gmhA</i>	<i>lpcA</i>	<i>htpE</i>	<i>ibpB</i>
<i>gntM</i>	<i>gntT</i>	<i>htpG21.0</i>	<i>hslO-R</i>
<i>gpp</i>	<i>gpt</i>	<i>htpH</i>	<i>ldhA</i>
<i>gppB</i>	<i>aslA, B</i>	<i>htpI</i>	<i>hslU</i>
<i>gpt</i>	<i>ptsG</i>	<i>htpN</i>	<i>ibpA</i>
<i>gptB</i>	<i>manX, manZ</i>	<i>htpO</i>	<i>hslV</i>
<i>groEL</i>	<i>groL</i>	<i>htpR</i>	<i>rpoH</i>
<i>groES</i>	<i>groS</i>	<i>htpY</i>	<i>htgA</i>
<i>gro</i>	<i>dnaK</i>	<i>htrA</i>	<i>degP</i>
<i>groN</i>	<i>rpoB</i>	<i>htrH</i>	<i>degS</i>
<i>groNB</i>	<i>nusB</i>	<i>htrM</i>	<i>rfaD</i>
<i>groP</i>	<i>dnaB, J, K</i>	<i>htrP</i>	<i>ribB</i>
<i>groPAB</i>	<i>dnaK</i>	<i>hyd</i>	<i>nik</i>
<i>groPC</i>	<i>dnaK</i>	<i>hydB</i>	<i>hypE</i>
<i>groPF</i>	<i>dnaK</i>	<i>hydC</i>	<i>hybA, nika-D</i>
<i>gpa</i>	<i>dnaB</i>	<i>hydD</i>	<i>nika-E</i>
<i>gpc</i>	<i>dnaJ, K</i>	<i>hydF</i>	<i>hypD</i>
<i>gpd</i>	<i>dnaB</i>	<i>hydL</i>	<i>hybA</i>
<i>gpf</i>	<i>dnaK</i>	<i>iarA</i>	<i>dsbA</i>
<i>gsa</i>	<i>hemL</i>	<i>iarB</i>	<i>dsbB</i>
<i>gsr</i>	<i>crr</i>	<i>icc</i>	<i>cpdA</i>
<i>gts</i>	<i>fabI</i>	<i>icdB</i>	<i>gltA</i>
<i>guaR</i>	<i>guaB</i>	<i>icdE</i>	<i>icd</i>
<i>gura</i>	<i>uidA</i>	<i>iciA</i>	<i>argP</i>
<i>gusA, B, R</i>	<i>uidA, B, R</i>	<i>icl</i>	<i>aceA</i>
<i>gutA-E, R</i>	<i>srLA-E, R</i>	<i>iex</i>	<i>crr</i>
<i>gxu</i>	<i>gpt</i>	<i>ihb</i>	<i>lrp</i>
<i>gyrI</i>	<i>sbmC</i>	<i>ile</i>	<i>ilvA</i>
<i>hag</i>	<i>fliC</i>	<i>ileS</i>	<i>lspA</i>
<i>hdh</i>	<i>groE</i>	<i>ind</i>	<i>tnaA</i>
<i>herA</i>	<i>mhA</i>	<i>ins</i>	<i>glyV, W</i>
<i>herC</i>	<i>lysS</i>	<i>int (qsr')</i>	<i>intD</i>
<i>hga</i>	<i>eda</i>	<i>irk</i>	<i>hns</i>
<i>hhoA</i>	<i>degQ</i>	<i>K12</i>	<i>rpsG</i>
<i>hhoB</i>	<i>degS</i>	<i>kac</i>	<i>kdpA, B, C, D</i>
<i>hid</i>	<i>ihfA</i>	<i>katF</i>	<i>rpoS</i>
<i>himA</i>	<i>ihfA</i>	<i>kdgA</i>	<i>eda</i>
<i>himB</i>	<i>gyrB</i>	<i>kga</i>	<i>eda</i>
<i>himD</i>	<i>ihfB</i>	<i>kim</i>	<i>qin</i>
<i>hin</i>	<i>rpoH</i>	<i>kirT</i>	<i>tufA, B</i>
<i>hip</i>	<i>ihfB</i>	<i>kup</i>	<i>trkD</i>
<i>hisE</i>	<i>hisI</i>	<i>lcs</i>	<i>asnS</i>
<i>hisT</i>	<i>hisR, truA</i>	<i>lct</i>	<i>lldD</i>
<i>hisU</i>	<i>gyrB</i>	<i>lctD</i>	<i>lldD</i>
<i>hisW</i>	<i>gyrA</i>	<i>lctP</i>	<i>lldP</i>
<i>hnsB</i>	<i>stpA</i>	<i>lctR</i>	<i>lldR</i>
<i>hobH</i>	<i>seqA?</i>	<i>ldh</i>	<i>dld</i>
<i>hom</i>	<i>asd</i>	<i>leuK</i>	<i>truA</i>
<i>hopD</i>	<i>hupB, gsp*</i>	<i>leuVα, β, γ</i>	<i>leuV, P, Q</i>
<i>hopE</i>	<i>recD</i>	<i>lexB</i>	<i>recA</i>
<i>hopG</i>	<i>gsp*</i>	<i>lexC</i>	<i>ssb</i>

Continued on following page

TABLE 2—Continued

Synonym	Gene symbol from Table 1	Synonym	Gene symbol from Table 1
<i>lig</i>	<i>ligA</i>	<i>msmC</i>	<i>cspE</i>
<i>lipP</i>	<i>nike?</i>	<i>msp</i>	<i>arcA</i>
<i>lir</i>	<i>acrA</i>	<i>mssA</i>	<i>cmk</i>
<i>livR</i>	<i>lrp</i>	<i>mssB</i>	<i>deadD</i>
<i>lky</i>	<i>tolA, B</i>	<i>msuA</i>	<i>dadX?</i>
<i>lkyA</i>	<i>tolB</i>	<i>msyA</i>	<i>hns</i>
<i>lnt</i>	<i>cutE</i>	<i>mtcA</i>	<i>acrA</i>
<i>lolB</i>	<i>hemM</i>	<i>mtcB</i>	<i>tolC</i>
<i>LopC</i>	<i>clpX</i>	<i>muc</i>	<i>lon</i>
<i>LopP</i>	<i>clpP</i>	<i>mukA</i>	<i>tolC</i>
<i>lov</i>	<i>argS</i>	<i>mukE</i>	<i>kicA</i>
<i>lovB</i>	<i>alaS</i>	<i>mukF</i>	<i>kicB</i>
<i>loxB</i>	<i>attPI, P7</i>	<i>murZ</i>	<i>murA</i>
<i>lrs</i>	<i>lrp</i>	<i>mutA</i>	<i>glyV</i>
<i>lss</i>	<i>lrp</i>	<i>mutC</i>	<i>glyW</i>
<i>lstR</i>	<i>lrp</i>	<i>mutD</i>	<i>dnaQ</i>
<i>luxH-like</i>	<i>ribB</i>	<i>mutH</i>	<i>dnaX</i>
<i>lysTα, β, γ</i>	<i>lysT, W, Y</i>	<i>mutR</i>	<i>topB</i>
<i>mac</i>	<i>maa</i>	<i>mutU</i>	<i>uvrD</i>
<i>malB</i>	<i>malK</i>	<i>mvrA</i>	<i>fpr</i>
<i>maoA</i>	<i>tynA</i>	<i>mvrC</i>	<i>emrE</i>
<i>maoB</i>	<i>feaR</i>	<i>nagR</i>	<i>nagC</i>
<i>mas</i>	<i>aceB</i>	<i>nalA</i>	<i>gyrA</i>
<i>mazE</i>	<i>chpR</i>	<i>nalC</i>	<i>gyrB</i>
<i>mazF</i>	<i>chpA</i>	<i>nalD</i>	<i>gyrB</i>
<i>Mb</i>	<i>acrA</i>	<i>nam</i>	<i>pncA</i>
<i>mbf</i>	<i>lrp</i>	<i>narA</i>	<i>moaA</i>
<i>mbL</i>	<i>acrA</i>	<i>narB</i>	<i>mobA</i>
<i>mbrA</i>	<i>rep</i>	<i>narC</i>	<i>narG</i>
<i>mcb</i>	<i>pmbA</i>	<i>narD</i>	<i>modC, E, F</i>
<i>mclA</i>	<i>rseA</i>	<i>narR</i>	<i>narL, X</i>
<i>mdaA</i>	<i>nfsA</i>	<i>nbp</i>	<i>fis</i>
<i>mdfA</i>	<i>cmr</i>	<i>ncf</i>	<i>hemB</i>
<i>mdrA</i>	<i>cydC</i>	<i>neaA</i>	<i>rpsQ</i>
<i>mdrH</i>	<i>cydC</i>	<i>nek</i>	<i>rimK</i>
<i>mec</i>	<i>dcm</i>	<i>nfrC</i>	<i>rffE</i>
<i>mel-4</i>	<i>melB</i>	<i>nfsB</i>	<i>nfnB</i>
<i>mel-7</i>	<i>melA</i>	<i>nfsI</i>	<i>nfnB</i>
<i>meoA</i>	<i>ompC</i>	<i>nfxA</i>	<i>gyrA</i>
<i>met-1</i>	<i>metB</i>	<i>nfxC</i>	<i>marA</i>
<i>metM</i>	<i>metL</i>	<i>nfxD</i>	<i>parE</i>
<i>metTβ</i>	<i>metU</i>	<i>nic</i>	<i>nadB</i>
<i>metZβ</i>	<i>metV</i>	<i>nirA</i>	<i>fnr</i>
<i>mgID</i>	<i>gals</i>	<i>nirR</i>	<i>fnr</i>
<i>mgIP</i>	<i>mgIA, C</i>	<i>nitA</i>	<i>rho</i>
<i>mhpS</i>	<i>mhpD</i>	<i>nitB</i>	<i>rpoB</i>
<i>micA</i>	<i>mutY</i>	<i>nlp</i>	<i>sfsB</i>
<i>mlc</i>	<i>dgsA</i>	<i>nlpE</i>	<i>cutF</i>
<i>mlpA</i>	<i>lpp</i>	<i>nmpA</i>	<i>pst, pstS</i>
<i>mmrA</i>	<i>rep, rhlB?</i>	<i>nmpB</i>	<i>phoR</i>
<i>mni</i>	<i>manC</i>	<i>norA</i>	<i>gyrA</i>
<i>modR</i>	<i>modE</i>	<i>norB</i>	<i>marA?</i>
<i>molA</i>	<i>malM</i>	<i>nov</i>	<i>cls</i>
<i>momR</i>	<i>oxyR</i>	<i>ntr</i>	<i>nfnB</i>
<i>mon</i>	<i>mreB</i>	<i>ntrA</i>	<i>rpoN</i>
<i>mopA</i>	<i>groS</i>	<i>ntrB</i>	<i>glnL</i>
<i>mopB</i>	<i>groL</i>	<i>ntrC</i>	<i>glnG</i>
<i>mor</i>	<i>oxyR</i>	<i>ntrL</i>	<i>nadE</i>
<i>moiD</i>	<i>fliN</i>	<i>nucR</i>	<i>deoR</i>
<i>mpt</i>	<i>manX, Z</i>	<i>nupA</i>	<i>tsx</i>
<i>mra</i>	<i>murF</i>	<i>nur</i>	<i>rpoS</i>
<i>mrB</i>	<i>murA</i>	<i>nusD</i>	<i>rho</i>
<i>mrc</i>	<i>lpcB</i>	<i>nusE</i>	<i>rpsJ</i>
<i>mrsA</i>	<i>glmM</i>	<i>oldB</i>	<i>fadB</i>
<i>mrsC</i>	<i>hflB</i>	<i>ole</i>	<i>fadR</i>
<i>msgA</i>	<i>fisN</i>	<i>ompB</i>	<i>envZ, ompR</i>
<i>msmA</i>	<i>dksA</i>	<i>ompE</i>	<i>phoE</i>
<i>msmB</i>	<i>cspC</i>	<i>ompH</i>	<i>hlpA</i>

Continued on following page

TABLE 2—Continued

Synonym	Gene symbol from Table 1	Synonym	Gene symbol from Table 1
<i>omsA</i>	<i>lpxD</i>	<i>pmi</i>	<i>manA</i>
<i>opdA</i>	<i>prlC</i>	<i>pmsR</i>	<i>msrA</i>
<i>oppI</i>	<i>lrp</i>	<i>pndR</i>	<i>xapR</i>
<i>optA</i>	<i>dgt</i>	<i>poaA</i>	<i>putA</i>
<i>osmZ</i>	<i>hns</i>	<i>pog</i>	<i>sspA</i>
<i>osrA</i>	<i>proU</i>	<i>poh</i>	<i>oriC</i>
<i>ossA</i>	<i>fnr</i>	<i>polC</i>	<i>dnaE</i>
<i>ossB</i>	<i>gltB, D, F</i>	<i>pon</i>	<i>lpcB</i>
<i>ostA</i>	<i>imp</i>	<i>ponA</i>	<i>mrcA</i>
<i>padA</i>	<i>feaB</i>	<i>ponB</i>	<i>mrcB</i>
<i>panK</i>	<i>coaA</i>	<i>popA</i>	<i>hemH</i>
<i>papA</i>	<i>atpA</i>	<i>popB</i>	<i>hemF</i>
<i>papC</i>	<i>atpG</i>	<i>popC</i>	<i>hemL</i>
<i>papD</i>	<i>atpB, D</i>	<i>popE</i>	<i>hemC</i>
<i>papE</i>	<i>atpH</i>	<i>ppfA</i>	<i>dsbA</i>
<i>papF</i>	<i>atpF</i>	<i>ppsA</i>	<i>pps</i>
<i>papG</i>	<i>atpC</i>	<i>prd</i>	<i>fucP</i>
<i>papH</i>	<i>atpE</i>	<i>prlA</i>	<i>secY</i>
<i>par</i>	<i>ompC</i>	<i>prlB</i>	<i>rbsB</i>
<i>parB</i>	<i>dnaG</i>	<i>prlD</i>	<i>secA</i>
<i>parD</i>	<i>gyrA</i>	<i>prlF</i>	<i>sohA</i>
<i>parvA</i>	<i>ppiC</i>	<i>prlG</i>	<i>secE</i>
<i>paxA</i>	<i>dcd</i>	<i>prlH</i>	<i>secG</i>
<i>pbbA</i>	<i>mrda</i>	<i>Pro2</i>	<i>proC</i>
<i>pbbB</i>	<i>ftsI</i>	<i>pro₁</i>	<i>proA</i>
<i>pbbF</i>	<i>mrcB</i>	<i>pro₂</i>	<i>proB</i>
<i>pcbA</i>	<i>gyrB</i>	<i>pro₃</i>	<i>proC</i>
<i>pcsA</i>	<i>dinD</i>	<i>prv</i>	<i>mutH</i>
<i>pdeB</i>	<i>uvrD</i>	<i>psiB</i>	<i>ugpA, B</i>
<i>pdeC</i>	<i>ligA</i>	<i>psiC</i>	<i>ugpA, B</i>
<i>pdxC</i>	<i>serC</i>	<i>psiD</i>	<i>phn, phnD</i>
<i>pdxF</i>	<i>serC</i>	<i>psiH</i>	<i>phoH</i>
<i>pdzA</i>	<i>rplT</i>	<i>psrA, B</i>	<i>TerC, B</i>
<i>pea</i>	<i>secA</i>	<i>psuA</i>	<i>rho</i>
<i>pel</i>	<i>manY</i>	<i>pts</i>	<i>man</i>
<i>perA</i>	<i>envZ</i>	<i>ptsF</i>	<i>fruA</i>
<i>pexB</i>	<i>dps</i>	<i>ptsL</i>	<i>manX</i>
<i>pfv</i>	<i>dacA</i>	<i>ptsM</i>	<i>manX, Y, Z</i>
<i>pgsB</i>	<i>lpxB</i>	<i>ptsN</i>	<i>nagE</i>
<i>phd</i>	<i>hcaA, B</i>	<i>ptsO</i>	<i>npr</i>
<i>phe-act</i>	<i>pheS</i>	<i>ptsP</i>	<i>manY</i>
<i>pheR</i>	<i>pheU</i>	<i>ptsX</i>	<i>manX, Z</i>
<i>pheW</i>	<i>pheU</i>	<i>pulT</i>	<i>tufA, B</i>
<i>phmA</i>	<i>nmpC</i>	<i>pup</i>	<i>deoD</i>
<i>phoM</i>	<i>creC</i>	<i>Pur2</i>	<i>purE</i>
<i>phoM-orf2</i>	<i>creB</i>	<i>purC</i>	<i>purF</i>
<i>phoR1</i>	<i>phoR</i>	<i>purE2</i>	<i>purK</i>
<i>phoR2a</i>	<i>pstS</i>	<i>purG</i>	<i>purM</i>
<i>phoR2b</i>	<i>pstA</i>	<i>purI</i>	<i>purL</i>
<i>phoRc</i>	<i>phoB</i>	<i>pyrA</i>	<i>carA, B</i>
<i>phoS</i>	<i>pstS</i>	<i>qmeA</i>	<i>fabI</i>
<i>phoT</i>	<i>phoB, U, pstA, B</i>	<i>R1pho</i>	<i>phoR</i>
<i>phoW</i>	<i>pstC</i>	<i>R2pho</i>	<i>pstA, S</i>
<i>phrA</i>	<i>modF</i>	<i>rad</i>	<i>uvrD</i>
<i>phs</i>	<i>rpoA</i>	<i>radB</i>	<i>recN</i>
<i>phsE?</i>	<i>dacD</i>	<i>ramA</i>	<i>rpsD</i>
<i>pil</i>	<i>fim, fimB, C, D</i>	<i>ramB</i>	<i>rimG</i>
<i>pilA</i>	<i>fimA</i>	<i>rap</i>	<i>pth</i>
<i>pilB</i>	<i>fimC</i>	<i>rapA</i>	<i>hepA</i>
<i>pilC</i>	<i>fimD</i>	<i>rbaB</i>	<i>smB</i>
<i>pilD</i>	<i>fimF, G</i>	<i>rbIA</i>	<i>lrp</i>
<i>pilE</i>	<i>fimH</i>	<i>rbsP</i>	<i>rbsA, B, C, D</i>
<i>pilG</i>	<i>hns</i>	<i>rbsT</i>	<i>rbsA, C</i>
<i>pilH</i>	<i>fimE</i>	<i>recA</i>	<i>lexA</i>
<i>pin</i>	<i>argU</i>	<i>recL</i>	<i>uvrD</i>
<i>pinO</i>	<i>pioO</i>	<i>refI</i>	<i>tolC</i>
<i>plsA</i>	<i>adk</i>	<i>refII</i>	<i>creD</i>
<i>PMG</i>	<i>mgl</i>	<i>relC</i>	<i>rplK</i>

Continued on following page

TABLE 2—Continued

Synonym	Gene symbol from Table 1	Synonym	Gene symbol from Table 1
<i>res</i>	<i>rimF</i>	<i>spr</i>	<i>lexA</i>
<i>resA</i>	<i>polA</i>	<i>srf</i>	<i>recA</i>
<i>rfbC</i>	<i>rfbD</i>	<i>srjA</i>	<i>priA</i>
<i>rfbD</i>	<i>rfbC</i>	<i>srjA</i>	<i>infC</i>
<i>rffE</i>	<i>rffG?</i>	<i>srjB</i>	<i>hcdD</i>
<i>rglA</i>	<i>mcrA</i>	<i>srjC</i>	<i>uvrD</i>
<i>rglB</i>	<i>mcrB</i>	<i>ssaD</i>	<i>nusB</i>
<i>rhaC</i>	<i>rhaR, S</i>	<i>ssaF</i>	<i>rpmH</i>
<i>rhIA</i>	<i>srnB</i>	<i>ssc</i>	<i>lpxD</i>
<i>ribE</i>	<i>ribC</i>	<i>ssd</i>	<i>cpxA</i>
<i>ribG</i>	<i>ribD</i>	<i>ssyB</i>	<i>nusB</i>
<i>ribH</i>	<i>ribE</i>	<i>ssyF</i>	<i>rpsA</i>
<i>rif</i>	<i>rpoB</i>	<i>ssyG</i>	<i>infB</i>
<i>rimA</i>	<i>rpmH</i>	<i>stc</i>	<i>micF</i>
<i>rm</i>	<i>hsdM, R</i>	<i>stl</i>	<i>rpoB</i>
<i>rmh</i>	<i>rmhA</i>	<i>strA</i>	<i>rpsL</i>
<i>rnsA</i>	<i>ma</i>	<i>strB</i>	<i>strC</i>
<i>rnsC</i>	<i>rho</i>	<i>stsB</i>	<i>rimH</i>
<i>rodA</i>	<i>mrdB</i>	<i>stv</i>	<i>rpoB</i>
<i>rodY</i>	<i>mreB</i>	<i>Su-1</i>	<i>serU</i>
<i>ron</i>	<i>rpoB</i>	<i>Su-2</i>	<i>glnV, X</i>
<i>rorA</i>	<i>recB</i>	<i>Su-3</i>	<i>tyrT</i>
<i>rot</i>	<i>ppiA</i>	<i>Su-4</i>	<i>tyrT</i>
<i>rpoF</i>	<i>ftiA</i>	<i>Su-6</i>	<i>leuX</i>
<i>rfdB</i>	<i>rffF</i>	<i>SuB</i>	<i>lysT</i>
<i>rmBl</i>	<i>rmB</i>	<i>Su_{II}</i>	<i>glnV, X</i>
<i>rmD1</i>	<i>rmE</i>	<i>su₁</i>	<i>serU</i>
<i>rvd</i>	<i>rffF</i>	<i>su_B</i>	<i>glnU</i>
<i>rsgA</i>	<i>ftn</i>	<i>su_{III}</i>	<i>tyrT</i>
<i>rT</i>	<i>trnA</i>	<i>su7</i>	<i>trpT</i>
<i>rts</i>	<i>coaA</i>	<i>su8</i>	<i>trpT</i>
<i>sac</i>	<i>ascB, F</i>	<i>suA36</i>	<i>glyU</i>
<i>sbl</i>	<i>srlA, B, D</i>	<i>sud₂</i>	<i>rpsD</i>
<i>sdgA</i>	<i>dnaG</i>	<i>sueB</i>	<i>prfA</i>
<i>sdgB</i>	<i>rpoB</i>	<i>sufD</i>	<i>glyU</i>
<i>sdgE</i>	<i>era</i>	<i>sui</i>	<i>sufI</i>
<i>sdrA</i>	<i>rmhA</i>	<i>suB</i>	<i>ftsZ</i>
<i>sec</i>	<i>hemF</i>	<i>sumA</i>	<i>glyT, U</i>
<i>secC</i>	<i>rpsO</i>	<i>sumB</i>	<i>glyU</i>
<i>sefA</i>	<i>fabZ</i>	<i>sun</i>	<i>rho</i>
<i>seg</i>	<i>arcA, dnaK</i>	<i>sup_{S20}</i>	<i>rpsT</i>
<i>sep</i>	<i>ftsI</i>	<i>sup15B</i>	<i>tyrU</i>
<i>sez</i>	<i>rpoA</i>	<i>supB</i>	<i>glnU, W</i>
<i>sfcA</i>	<i>mae?</i>	<i>supC</i>	<i>tyrT</i>
<i>sfhB</i>	<i>rtuD</i>	<i>supD</i>	<i>serU, V</i>
<i>sfiA</i>	<i>sulA</i>	<i>supE</i>	<i>glnV, X</i>
<i>sfiB</i>	<i>ftsZ</i>	<i>supF</i>	<i>tyrT</i>
<i>sfrA</i>	<i>arcA</i>	<i>supG</i>	<i>lysT</i>
<i>sfrB</i>	<i>rfaH</i>	<i>supH</i>	<i>serU</i>
<i>sfs1</i>	<i>sfsA</i>	<i>supK</i>	<i>prfB</i>
<i>sfs7</i>	<i>sfsB</i>	<i>supL</i>	<i>lysT</i>
<i>shl</i>	<i>fruR</i>	<i>supM</i>	<i>tyrU</i>
<i>sin</i>	<i>rmhA</i>	<i>supN</i>	<i>lysV</i>
<i>sipB</i>	<i>acrA, ssrA</i>	<i>supO</i>	<i>tyrT?</i>
<i>sirA</i>	<i>yhhP</i>	<i>supP</i>	<i>leuX</i>
<i>skp</i>	<i>hlpA, lpxD</i>	<i>supT</i>	<i>glyU</i>
<i>slpA</i>	<i>intA</i>	<i>supU</i>	<i>trpT</i>
<i>slr</i>	<i>lplA</i>	<i>supV</i>	<i>trpT</i>
<i>slt</i>	<i>mltB</i>	<i>supX</i>	<i>topA</i>
<i>smbA</i>	<i>pyrH</i>	<i>supZ</i>	<i>tyrU</i>
<i>sms</i>	<i>radA</i>	<i>sur</i>	<i>bcr</i>
<i>sof</i>	<i>dut</i>	<i>surB</i>	<i>cydC</i>
<i>som</i>	<i>rfaA, B</i>	<i>suxA</i>	<i>bcr</i>
<i>soxQ</i>	<i>marA, R</i>	<i>T1</i>	<i>fhuA</i>
<i>spcA</i>	<i>rpsE</i>	<i>T1rec</i>	<i>tonB</i>
<i>spoS</i>	<i>rpoZ</i>	<i>T5rec</i>	<i>fhuA</i>
<i>spoU</i>	<i>trnH</i>	<i>T6rec</i>	<i>tsx</i>
<i>spoV</i>	<i>recG?</i>	<i>tabB</i>	<i>groE</i>

Continued on following page

TABLE 2—Continued

Synonym	Gene symbol from Table 1	Synonym	Gene symbol from Table 1
<i>tabD</i>	<i>rpoB, C</i>	<i>umpA</i>	<i>lgt</i>
<i>talA</i>	<i>alaT</i>	<i>unuA</i>	<i>lexA</i>
<i>talD</i>	<i>alaU</i>	<i>umuB</i>	<i>recA</i>
<i>tasC</i>	<i>aspT</i>	<i>uncA-I</i>	<i>atpA-I</i>
<i>tau</i>	<i>tus</i>	<i>ups?</i>	<i>prfA</i>
<i>tcp</i>	<i>rimJ</i>	<i>ura</i>	<i>car</i>
<i>tdc</i>	<i>tdcB</i>	<i>uraP</i>	<i>upp</i>
<i>tgs</i>	<i>crr, purU</i>	<i>usg</i>	<i>accD</i>
<i>tgtB</i>	<i>gltT</i>	<i>usgA</i>	<i>gntT</i>
<i>tgtC</i>	<i>gltU</i>	<i>uvm</i>	<i>umuC, D</i>
<i>tgtE</i>	<i>gltV</i>	<i>uvr502</i>	<i>uvrD</i>
<i>thdB</i>	<i>fadR</i>	<i>uvrE</i>	<i>uvrD</i>
<i>thdF</i>	<i>trmE</i>	<i>uvrF</i>	<i>recF</i>
<i>thiA</i>	<i>thiE, F, G, H</i>	<i>vacB</i>	<i>mr</i>
<i>thiJ</i>	<i>thiL</i>	<i>val-act</i>	<i>valS</i>
<i>thiN</i>	<i>thiJ</i>	<i>valTα</i>	<i>valT</i>
<i>thrD</i>	<i>thrA</i>	<i>valTβ</i>	<i>valZ</i>
<i>thyR</i>	<i>deoB, C</i>	<i>valUα</i>	<i>valU</i>
<i>tldE</i>	<i>pmbA</i>	<i>valUγ</i>	<i>valY</i>
<i>tlhI</i>	<i>tlnA</i>	<i>virR</i>	<i>hns</i>
<i>thr</i>	<i>deoB, C</i>	<i>visA</i>	<i>hemH</i>
<i>tls</i>	<i>aspS</i>	<i>visB</i>	<i>ubiH</i>
<i>tmrA</i>	<i>folA</i>	<i>vtr</i>	<i>fabF</i>
<i>tnaC, L</i>	<i>tna leader</i>	<i>waaA</i>	<i>kdtA</i>
<i>tnaR</i>	<i>tnaA</i>	<i>waaB</i>	<i>rfaB</i>
<i>toc</i>	<i>tolC</i>	<i>waaC</i>	<i>rfaC</i>
<i>tol-2</i>	<i>tolA</i>	<i>waaE</i>	<i>rfaE</i>
<i>tol-3</i>	<i>tolB</i>	<i>waaF</i>	<i>rfaF</i>
<i>tolF</i>	<i>ompF</i>	<i>waaG</i>	<i>rfaG</i>
<i>tolG</i>	<i>ompA</i>	<i>waaI</i>	<i>rfaI</i>
<i>tolM</i>	<i>cmtB</i>	<i>waaJ</i>	<i>rfaJ</i>
<i>tolP</i>	<i>tolQ?</i>	<i>waaK</i>	<i>rfaK</i>
<i>tolZ</i>	<i>hfbB</i>	<i>waaL</i>	<i>rfaL</i>
<i>tonA</i>	<i>fluA</i>	<i>waaM</i>	<i>htrB</i>
<i>topX</i>	<i>hns</i>	<i>waaN</i>	<i>mltA</i>
<i>tos</i>	<i>prfC</i>	<i>waaP</i>	<i>rfaP</i>
<i>tpo</i>	<i>envZ</i>	<i>waaQ</i>	<i>rfaQ</i>
<i>tpp</i>	<i>dppA?</i>	<i>waaS</i>	<i>rfaS</i>
<i>tpp-75</i>	<i>deoA</i>	<i>waaU</i>	<i>rfaK</i>
<i>tpx</i>	<i>ahpC</i>	<i>waaY</i>	<i>rfaY</i>
<i>tre</i>	<i>treA</i>	<i>waaZ</i>	<i>rfaZ</i>
<i>trkB</i>	<i>kefB</i>	<i>wbbH</i>	<i>rfe</i>
<i>trkC</i>	<i>kefC</i>	<i>wcaN</i>	<i>galF</i>
<i>trkE</i>	<i>sapD</i>	<i>wec</i>	<i>rff</i>
<i>trpP</i>	<i>tnaB</i>	<i>wecA</i>	<i>rfe</i>
<i>trpX</i>	<i>miaA</i>	<i>wecB</i>	<i>rffE</i>
<i>tryD</i>	<i>trpE</i>	<i>weeA</i>	<i>tolC</i>
<i>tryp-4</i>	<i>trpE</i>	<i>witA</i>	<i>kgiP</i>
<i>tsnC</i>	<i>trxA</i>	<i>wzxB</i>	<i>rfbX</i>
<i>tsp</i>	<i>prc</i>	<i>xerA</i>	<i>argR</i>
<i>tss</i>	<i>asnS</i>	<i>xerB</i>	<i>pepA</i>
<i>tsu</i>	<i>rho</i>	<i>xonA</i>	<i>sbcB</i>
<i>ttr</i>	<i>fadL</i>	<i>xprA</i>	<i>dsbC</i>
<i>tut</i>	<i>ompA</i>	<i>xprB</i>	<i>xerD</i>
<i>tyrTα, β</i>	<i>tyrT, V</i>	<i>xyfT</i>	<i>xyfI</i>
<i>uar</i>	<i>prfA</i>	<i>zab</i>	<i>recA</i>
<i>uidP</i>	<i>uidB</i>	<i>zfiA</i>	<i>csrA</i>
<i>umg</i>	<i>ptsG</i>		

^a Temporary names (*y* names, *orfs*) are not included.

ACKNOWLEDGMENTS

This work was supported by the National Science Foundation grants BIR9315421 and BIR9010005.

I thank Stanley Letovsky and Peter Kalamarides for their work in implementation and system administration for the database, which allowed direct retrieval of all the various Table 1 data and the drawing of map segments directly from the CGSC database. Even so, extensive

layout work was required for the final figure, and I am indebted to Elise Low for her skill and patience in doing that during all the revisions that went into this version of the map. A number of people have worked tirelessly to get this paper together. Special thanks again go to Elise Low for editing graphics files and for unending proofreading and cross-checks on the tables and references in addition to the layout work. Completion of this task owes much to her skill and her dedication to accuracy and timeliness and to Peter Kalamarides for

writing and executing scripts that brought the tables together at every critical juncture. Special thanks also go to Linda Mattice and Narinder Whitehead for valuable help with proofreading and tracking down publications for both versions and for keeping the stock center on course during this work. I'm especially grateful to all of the above for their unstinting efforts at deadline-approaching time. I thank Graeme Berlyn for sharing and helping with use of his computer setup during the printing operation, and also James Bryan for table formatting help in the earlier edition. Brooks Low and Kenn Rudd coauthored the 1996 edition of the map and therefore were major contributors to this map as well; I thank them for that collaboration and their continued help and support. Kenn Rudd and I have attempted to keep this map and the physical map compatible in terms of names and annotations; Kenn has been crucial in keeping me updated with regard to his new information, displaying his characteristic dedication and generosity with regard to his sequence-to-gene detection and expertise. Special thanks this year go to Edward Adelberg for supplying the database with bibliographic updates based on his scanning and annotation of Medline references in the context of his own bibliographic database of current papers in *E. coli* genetics developed and kept up to date over the past 2 1/2 years. They have been enormously helpful in our attempts to keep the CGS database current with respect to literature on *E. coli* genes. These maps continue the tradition of *E. coli* K-12 linkage map editions so capably constructed by Barbara J. Bachmann over the past 20 years and that of her predecessors for *E. coli* maps dating back to 1958. Our debt to these previous maps is obvious. The accuracy of the great majority of gene positions on the map is completely indebted to the American and Japanese sequencing projects, and for this particular version of the map, especially to GenBank access to the complete sequence submitted by Fred Blattner and his colleagues as part of the Genome Sequencing project in Wisconsin. And of course we are indebted to numerous scientists who have provided helpful map-related information in the form of discussion, corrections of database inaccuracies, preprints, and personal communications.

REFERENCES

- Aasland, R., J. Coleman, A. L. Holck, C. L. Smith, C. R. H. Raetz, and K. Kleppe. 1988. Identity of the 17-kilodalton protein, a DNA-binding protein from *Escherichia coli*, and the *firA* gene product. *J. Bacteriol.* **170**:5916–5918.
- Abaiou, H., J. Pommier, S. Benoit, G. Giordano, and M.-A. Mandrand-Berthelot. 1995. Expression and characterization of the *Escherichia coli* *flo* locus and a possible role for aerobic formate dehydrogenase. *J. Bacteriol.* **177**:7141–7149.
- Abdulrashid, N., and D. P. Clark. 1987. Isolation and genetic analysis of mutations allowing the degradation of furans and thiophenes by *Escherichia coli*. *J. Bacteriol.* **169**:1267–1271.
- Abouhamad, W. N., M. D. Manson, M. M. Gibson, and C. F. Higgins. 1991. Peptide transport and chemotaxis in *Escherichia coli* and *Salmonella typhimurium*: characterization of the dipeptide permease (Dpp) and the dipeptide-binding protein. *Mol. Microbiol.* **5**:1035–1047.
- Abraham, J. M., C. S. Freitag, J. R. Clements, and B. I. Eisenstein. 1985. An invertible element of DNA controls phase variation of type 1 fimbriae of *Escherichia coli*. *Proc. Natl. Acad. Sci. USA* **82**:5724–5727.
- Abraham, S. N., J. D. Goguen, D. Sun, P. Klemm, and E. H. Beachey. 1987. Identification of two ancillary subunits of *Escherichia coli* type 1 fimbriae by using antibodies against synthetic oligopeptides of *fim* gene products. *J. Bacteriol.* **169**:5530–5535.
- Abril, N., C. Hera, E. Alejandre, J. A. Rafferty, G. P. Margison, and C. Pueyo. 1994. Effect of *ogt* expression on mutation induction by methyl-, ethyl- and propylmethanesulphonate in *Escherichia coli* K12 strains. *Mol. Gen. Genet.* **242**:744–748.
- Ackerman, R. S., N. R. Cozzarelli, and W. Epstein. 1974. Accumulation of toxic concentrations of methylglyoxal by wild-type *Escherichia coli* K-12. *J. Bacteriol.* **119**:357–362.
- Adachi, H., T. Ohta, and H. Matsuzawa. 1987. A water-soluble form of penicillin-binding protein 2 of *Escherichia coli* constructed by site-directed mutagenesis. *FEBS Lett.* **226**:150–154.
- Adachi, T., M. Mizuuchi, A. Robinson, E. Appella, M. H. O'Dea, M. Gellert, and K. Mizuuchi. 1987. DNA sequence of the *E. coli gyrB* gene: application of a new sequencing strategy. *Nucleic Acids Res.* **15**:771–784.
- Adachi, T., R. Mizuuchi, R. Menzel, and M. Gellert. 1984. DNA sequence and transcription of the region upstream of the *E. coli gyrB* gene. *Nucleic Acids Res.* **12**:6389–6395.
- Adam, E., M. R. Volkert, and M. Blot. 1998. Cytochrome c biogenesis is involved in the transposon Tn5-mediated bleomycin resistance and the associated fitness effect in *Escherichia coli*. *Mol. Microbiol.* **28**:15–24.
- Adams, B. S., and R. B. Helling. 1970. Nalidixic acid-resistant auxotrophs of *Escherichia coli*. *J. Bacteriol.* **104**:1027–1030.
- Adams, D. E., and S. C. West. 1996. Bypass of DNA heterologies during RuvAB-mediated three- and four-strand branch migration. *J. Mol. Biol.* **263**:582–596.
- Adams, M. D., L. M. Wagner, T. J. Graddis, R. Landick, T. K. Antonucci, A. L. Gibson, and D. L. Oxender. 1990. Nucleotide sequence and genetic characterization reveal six essential genes for the LIV-I and LS transport systems of *Escherichia coli*. *J. Biol. Chem.* **265**:11436–11443.
- Adamski, F. M., J. F. Atkins, and R. F. Gesteland. 1996. Ribosomal protein L9 interactions with 23 S rRNA: the use of a translational bypass assay to study the effect of amino acid substitutions. *J. Mol. Biol.* **261**:357–371.
- Addinall, S. G., C. Cao, and J. Lutkenhaus. 1997. FtsN, a late recruit to the septum in *Escherichia coli*. *Mol. Microbiol.* **25**:303–309.
- Addinall, S. G., and J. Lutkenhaus. 1996. FtsA is localized to the septum in an FtsZ-dependent manner. *J. Bacteriol.* **178**:7167–7172.
- Adhya, S., P. P. Cleary, and A. Campbell. 1968. A deletion analysis of prophage lambda and adjacent genetic regions. *Proc. Natl. Acad. Sci. USA* **61**:956–962.
- Adler, H. I., R. Mural, and B. Suttle. 1992. Oxygen sensitivity of an *Escherichia coli* mutant. *J. Bacteriol.* **174**:2072–2077.
- Adler, H. I., W. D. Fisher, A. A. Hardigree, and G. E. Stapleton. 1966. Repair of radiation-induced damage to the cell division mechanism of *Escherichia coli*. *J. Bacteriol.* **91**:737–742.
- Ahmad, S. I. 1996. A mutant of *Escherichia coli* hyper-resistant to a number of DNA damaging agents: location of the mutational site. *J. Photochem. Photobiol. B* **36**:47–53.
- Ahmad, S. I., and R. H. Pritchard. 1969. A map of four genes specifying enzymes involved in catabolism of nucleosides and deoxynucleosides in *Escherichia coli*. *Mol. Gen. Genet.* **104**:351–359.
- Ahmad, S. I., and R. H. Pritchard. 1972. Location of the gene specifying cytosine deaminase in *Escherichia coli*. *Mol. Gen. Genet.* **118**:323–325.
- Ahmer, B. M., M. G. Thomas, R. A. Larsen, and K. Postle. 1995. Characterization of the *exbBD* operon of *Escherichia coli* and the role of ExbB and ExbD in TonB function and stability. *J. Bacteriol.* **177**:4742–4747.
- Ahn, J., P. E. March, H. E. Takiff, and M. Inouye. 1986. A GTP-binding protein of *Escherichia coli* has homology to yeast RAS proteins. *Proc. Natl. Acad. Sci. USA* **83**:8849–8853.
- Aiba, H. 1985. Transcription of the *Escherichia coli* adenylate cyclase gene is negatively regulated by cAMP-cAMP receptor protein. *J. Biol. Chem.* **260**:3063–3070.
- Aiba, H., T. Baba, K. Hayashi, T. Inada, K. Isono, T. Itoh, H. Kasai, K. Kashimoto, S. Kimura, M. Kitakawa, M. Kitagawa, K. Makino, T. Miki, K. Mizobuchi, H. Mori, T. Mori, K. Motomura, S. Nakade, Y. Nakamura, H. Nashimoto, Y. Nishio, T. Oshima, N. Saito, G. Sampei, Y. Seki, S. Sivasundaram, H. Tagami, J. Takeda, K. Takemoto, Y. Takeuchi, C. Wada, Y. Yamamoto, and T. Horiuchi. 1996. GenBank submissions.
- Aiba, H., and K. Mizobuchi. 1989. Nucleotide sequence analysis of genes *purH* and *purD* involved in the *de novo* purine nucleotide biosynthesis of *Escherichia coli*. *J. Biol. Chem.* **264**:21239–21246.
- Aiba, H., K. Mori, M. Tanaka, T. Ooi, A. M. Roy, and A. Danchin. 1984. The complete nucleotide sequence of the adenylate cyclase gene of *Escherichia coli*. *Nucleic Acids Res.* **12**:9427–9440.
- Aiba, H., M. Kawamukai, and A. Ishihama. 1983. Cloning and promoter analysis of the *Escherichia coli* adenylate cyclase gene. *Nucleic Acids Res.* **11**:3451–3465.
- Aiba, H., S. Adhya, and B. de Crombrughe. 1981. Evidence for two functional *gal* promoters in intact *Escherichia coli* cells. *J. Biol. Chem.* **256**:11905–11910.
- Aiba, H., S. Fujimoto, and N. Ozaki. 1982. Molecular cloning and nucleotide sequencing of the gene for *E. coli* cAMP receptor protein. *Nucleic Acids Res.* **10**:1345–1361.
- Aiba, H., T. Baba, K. Fujita, K. Hayashi, T. Inada, K. Isono, T. Itoh, H. Kasai, K. Kashimoto, S. Kimura, M. Kitakawa, K. Makino, T. Miki, K. Mizobuchi, H. Mori, T. Mori, K. Motomura, S. Nakade, Y. Nakamura, H. Nashimoto, Y. Nishio, T. Oshima, N. Saito, G. Sampei, Y. Seki, S. Sivasundaram, H. Tagami, J. Takeda, K. Takemoto, Y. Takeuchi, C. Wada, Y. Yamamoto, and T. Horiuchi. 1996. A 570-kb DNA sequence of the *Escherichia coli* K-12 genome corresponding to the 28.0–40.1 min region on the linkage map. *DNA Res.* **3**:363–377.
- Aiso, T., and R. Ohki. 1998. An *rne-1 pnp-7* double mutation suppresses the temperature-sensitive defect of *lacZ* gene expression in a *divE* mutant. *J. Bacteriol.* **180**:1389–1395.
- Aizenman, E., H. Engelberg-Kulka, and G. Glaser. 1996. An *Escherichia coli* chromosomal “addiction module” regulated by 3',5'-bisphosphate: a model for programmed bacterial cell death. *Proc. Natl. Acad. Sci. USA* **93**:6059–6063.
- Akimaru, J., S. Matsuyama, H. Tokuda, and S. Mizushima. 1991. Reconstitution of a protein translocation system containing purified SecY, SecE, and SecA from *Escherichia coli*. *Proc. Natl. Acad. Sci. USA* **88**:6545–6549.
- Akiyama, M., E. Crooke, and A. Kornberg. 1992. The polyphosphate

- kinase gene of *Escherichia coli*. Isolation and sequence of the *ppk* gene and membrane location of the protein. *J. Biol. Chem.* **267**:22556–22561.
38. Akiyama, M., E. Crooke, and A. Kornberg. 1993. An exopolyphosphatase of *Escherichia coli*. The enzyme and its *ppx* gene in a polyphosphate operon. *J. Biol. Chem.* **268**:633–639.
 39. Akiyama, M., T. Horiuchi, and M. Sekiguchi. 1987. Molecular cloning and nucleotide sequence of the *mutT* mutator of *Escherichia coli* that causes A:T to C:G transversion. *Mol. Gen. Genet.* **206**:9–16.
 40. Akiyama, Y., A. Kihara, H. Tokuda, and K. Ito. 1996. FtsH (HflB) is an ATP-dependent protease selectively acting on SecY and some other membrane proteins. *J. Biol. Chem.* **271**:31196–31201.
 41. Akiyama, Y., A. Kihara, and K. Ito. 1996. Subunit a of proton ATPase F0 sector is a substrate of the FtsH protease in *Escherichia coli*. *FEBS Lett.* **399**:26–28.
 42. Akiyama, Y., and K. Ito. 1985. The secY membrane component of the bacterial protein export machinery: analysis by new electrophoretic methods for integral membrane proteins. *EMBO J.* **4**:3351–3356.
 43. Akiyama, Y., and K. Ito. 1990. SecY protein, a membrane-embedded secretion factor of *E. coli*, is cleaved by the OmpT protease *in vitro*. *Biochem. Biophys. Res. Commun.* **167**:711–715.
 44. Akiyama, Y., and K. Ito. 1995. A new *Escherichia coli* gene, *fdra*, identified by suppression analysis of dominant negative FtsH mutations. *Mol. Gen. Genet.* **249**:202–208.
 45. Akiyama, Y., S. Kamitani, N. Kusukawa, and K. Ito. 1992. *In vitro* catalysis of oxidative folding of disulfide-bonded proteins by the *Escherichia coli dsbA* (*ppfA*) gene product. *J. Biol. Chem.* **267**:22440–22445.
 46. Akiyama, Y., T. Inada, Y. Nakamura, and K. Ito. 1990. SecY, a multispanning integral membrane protein, contains a potential leader peptidase cleavage site. *J. Bacteriol.* **172**:2888–2893.
 47. Akiyama, Y., Y. Shirai, and K. Ito. 1994. Involvement of FtsH in protein assembly into and through the membrane. II. Dominant mutations affecting FtsH functions. *J. Biol. Chem.* **269**:5225–5229.
 48. Alaeddinoglu, N. G., and H. P. Charles. 1979. Transfer of a gene for sucrose utilization into *Escherichia coli* K12, and consequent failure of expression of genes for D-serine utilization. *J. Gen. Microbiol.* **110**:47–59.
 49. Alam, K. Y., and D. P. Clark. 1991. Molecular cloning and sequence of the *thdF* gene, which is involved in thiophene and furan oxidation by *Escherichia coli*. *J. Bacteriol.* **173**:6018–6024.
 50. Albin, R., and P. M. Silverman. 1984. Identification of the *Escherichia coli* K-12 *cpxA* locus as a single gene: construction and analysis of biologically-active *cpxA* gene fusions. *Mol. Gen. Genet.* **197**:272–279.
 51. Albin, R., and P. M. Silverman. 1984. Physical and genetic structure of the *glpK-cpxA* interval of the *Escherichia coli* K-12 chromosome. *Mol. Gen. Genet.* **197**:261–271.
 52. Albin, R., R. Weber, and P. M. Silverman. 1986. The Cpx proteins of *Escherichia coli* K-12. Immunologic detection of the chromosomal *cpxA* gene product. *J. Biol. Chem.* **261**:4698–4705.
 53. Albrechtsen, B., B. M. Ross, C. Squires, and C. L. Squires. 1991. Transcriptional termination sequence at the end of the *Escherichia coli* RNA G operon: complex terminators and antitermination. *Nucleic Acids Res.* **19**:1845–1852.
 54. Albrechtsen, H., and S. I. Ahmad. 1980. Regulation of the synthesis of nucleoside catabolic enzymes in *Escherichia coli*: further analysis of a *deoOc* mutant strain. *Mol. Gen. Genet.* **179**:457–460.
 55. Aldea, M., C. Hernandez-Chico, A. G. de la Campa, S. R. Kushner, and M. Vicente. 1988. Identification, cloning, and expression of *bolA*, an *ftsZ*-dependent morphogene of *Escherichia coli*. *J. Bacteriol.* **170**:5169–5176.
 56. Aldea, M., T. Garrido, C. Hernandez-Chico, M. Vicente, and S. R. Kushner. 1989. Induction of a growth-phase-dependent promoter triggers transcription of *bolA*, an *Escherichia coli* morphogene. *EMBO J.* **8**:3923–3931.
 57. Aldea, M., T. Garrido, J. Pla, and M. Vicente. 1990. Division genes in *Escherichia coli* are expressed coordinately to cell septum requirements by gearbox promoters. *EMBO J.* **9**:3787–3794.
 58. Aldea, M., V. F. Maples, and S. R. Kushner. 1988. Generation of a detailed physical and genetic map of the *ilv-metE-udp* region of the *Escherichia coli* chromosome. *J. Mol. Biol.* **200**:427–438.
 59. Al-Deib, A. A., A. A. Mahdi, and R. G. Lloyd. 1996. Modulation of recombination and DNA repair by the RecG and PriA helicases of *Escherichia coli* K-12. *J. Bacteriol.* **178**:6782–6789.
 60. Alefounder, P. R., C. Abell, and A. R. Battersby. 1988. The sequence of *hemC*, *hemD* and two additional *E. coli* genes. *Nucleic Acids Res.* **16**:9871.
 61. Alefounder, P. R., and R. N. Perham. 1989. Identification, molecular cloning and sequence analysis of a gene cluster encoding the class II fructose 1,6-bisphosphate aldolase, 3-phosphoglycerate kinase and a putative second glyceraldehyde 3-phosphate dehydrogenase of *Escherichia coli*. *Mol. Microbiol.* **3**:723–732.
 62. Alefounder, P. R., S. A. Baldwin, R. N. Perham, and N. J. Short. 1989. Cloning, sequence analysis and over-expression of the gene for class II fructose 1,6-bisphosphate aldolase of *Escherichia coli*. *Biochem. J.* **257**:529–534.
 63. Alexander, D. M., and A. C. St. John. 1994. Characterization of the carbon starvation-inducible and stationary phase-inducible gene *slp* encoding an outer membrane lipoprotein in *Escherichia coli*. *Mol. Microbiol.* **11**:1059–1071.
 64. Alexseyev, A. A., I. V. Bakhlanova, E. N. Zaitsev, and V. A. Lanzov. 1996. Genetic characteristics of new *recA* mutants of *Escherichia coli* K-12. *J. Bacteriol.* **178**:2018–2024.
 65. Alifano, P., M. S. Carlomagno, and C. B. Bruni. 1992. Location of the *hisGDCBHAFI* operon on the physical map of *Escherichia coli*. *J. Bacteriol.* **174**:3830–3831.
 66. Alkhimova, R. A., A. S. Mironov, and V. V. Sukhodolets. 1981. Regulation of the activity of the uridine phosphorylase of *Escherichia coli* K-12. I. Mapping of mutations for the structural gene and determination of the direction of transcription. *Sov. Genet. (Engl. Transl. Genetika)* **17**:1127–1133.
 67. Alksne, L. E., D. Keeney, and B. A. Rasmussen. 1995. A mutation in either *dsbA* or *dsbB*, a gene encoding a component of a periplasmic disulfide bond-catalyzing system, is required for high-level expression of the *Bacteroides fragilis* metallo- β -lactamase, CcrA, in *Escherichia coli*. *J. Bacteriol.* **177**:462–464.
 68. Allen, G. C., and A. Kornberg. 1991. The *priB* gene encoding the primosomal replication n protein of *Escherichia coli*. *J. Biol. Chem.* **266**:11610–11613.
 69. Allen, S. P., J. O. Polazzi, J. K. Gierse, and A. M. Easton. 1992. Two novel heat shock genes encoding proteins produced in response to heterologous protein expression in *Escherichia coli*. *J. Bacteriol.* **174**:6938–6947.
 70. Allibert, P., J. C. Willison, and P. M. Vignais. 1987. Complementation of nitrogen-regulatory (*ntr*-like) mutations in *Rhodobacter capsulatus* by an *Escherichia coli* gene: cloning and sequencing of the gene and characterization of the gene product. *J. Bacteriol.* **169**:260–271.
 71. Almiron, M., A. J. Link, D. Furlong, and R. Kolter. 1992. A novel DNA-binding protein with regulatory and protective roles in starved *Escherichia coli*. *Genes Dev.* **6**:2646–2654.
 72. Alper, M. D., and B. N. Ames. 1975. Positive selection of mutants with deletions of the *gal-chl* region of the *Salmonella* chromosome as a screening procedure for mutagens that cause deletions. *J. Bacteriol.* **121**:259–266.
 73. Al-Rabee, R., Y. Zhang, and G. A. Grant. 1996. The mechanism of velocity modulated allosteric regulation in D-3-phosphoglycerate dehydrogenase. Site-directed mutagenesis of effector binding site residues. *J. Biol. Chem.* **271**:23235–23238.
 74. Altendorf, K., A. Siebers, and W. Epstein. 1992. The KDP ATPase of *Escherichia coli*. *Ann. N. Y. Acad. Sci.* **671**:228–243.
 75. Altman, S., P. Model, N. E. Dixon, and M. A. Wosnick. 1981. An *E. coli* gene coding for a protamine-like protein. *Cell* **26**:299–304.
 76. Altmann, C. R., D. E. Solow-Cordero, and M. J. Chamberlin. 1994. RNA cleavage and chain elongation by *Escherichia coli* DNA-dependent RNA polymerase in a binary enzyme-RNA complex. *Proc. Natl. Acad. Sci. USA* **91**:3784–3788.
 77. Altuvia, S., D. Weinstein-Fischer, A. Zhang, L. Postow, and G. Storz. 1997. A small, stable RNA induced by oxidative stress: role as a pleiotropic regulator and antimutator. *Cell* **90**:43–53.
 78. Amabile-Cuevas, C. F., and B. Dimple. 1991. Molecular characterization of the *soxRS* genes of *Escherichia coli*: two genes control a superoxide stress regulon. *Nucleic Acids Res.* **19**:4479–4484.
 79. Amemura, M., H. Shinagawa, K. Makino, N. Otsuji, and A. Nakata. 1982. Cloning of and complementation tests with alkaline phosphatase regulatory genes (*phoS* and *phoT*) of *Escherichia coli*. *J. Bacteriol.* **152**:692–701.
 80. Amemura, M., K. Makino, H. Shinagawa, A. Kobayashi, and A. Nakata. 1985. Nucleotide sequence of the genes involved in phosphate transport and regulation of the phosphate regulon in *Escherichia coli*. *J. Mol. Biol.* **184**:241–250.
 81. Amemura, M., K. Makino, H. Shinagawa, and A. Nakata. 1986. Nucleotide sequence of the *phoM* region of *Escherichia coli*: four open reading frames may constitute an operon. *J. Bacteriol.* **168**:294–302.
 82. Amemura, M., K. Makino, H. Shinagawa, and A. Nakata. 1990. Cross talk to the phosphate regulon of *Escherichia coli* by PhoM protein: PhoM is a histidine protein kinase and catalyzes phosphorylation of PhoB and PhoM-open reading frame 2. *J. Bacteriol.* **172**:6300–6307.
 83. Ames, G. F.-L. 1964. Uptake of amino acids by *Salmonella typhimurium*. *Arch. Biochem.* **104**:1–18.
 84. Ames, P., Y. A. Yu, and J. S. Parkinson. 1996. Methylation segments are not required for chemotactic signalling by cytoplasmic fragments of Tsr, the methyl-accepting serine chemoreceptor of *Escherichia coli*. *Mol. Microbiol.* **19**:737–746.
 85. Ammer, J., M. Brennenstuhl, P. Schindler, J.-V. Höltje, and H. Zähler. 1979. Phosphorylation of streptozotocin during uptake via the phosphoenolpyruvate:sugar phosphotransferase system in *Escherichia coli*. *Antimicrob. Agents Chemother.* **16**:801–807.
 86. Amsler, C. D., M. Cho, and P. Matsumura. 1993. Multiple factors underlying the maximum motility of *Escherichia coli* as cultures enter post-exponential growth. *J. Bacteriol.* **175**:6238–6244.
 87. Amundsen, S. K., A. F. Taylor, A. M. Chaudhury, and G. R. Smith. 1986.

- recD*: the gene for an essential third subunit of exonuclease V. Proc. Natl. Acad. Sci. USA **83**:5558–5562.
88. An, G., D. S. Bendiak, L. A. Mamelak, and J. D. Friesen. 1981. Organization and nucleotide sequence of a new ribosomal operon in *Escherichia coli* containing the genes for ribosomal protein S2 and elongation factor Ts. Nucleic Acids Res. **9**:4163–4172.
 89. An, G., and J. D. Friesen. 1980. Characterization of promoter-cloning plasmids: analysis of operon structure in the *rif* region of *Escherichia coli* and isolation of an enhanced promoter mutant. J. Bacteriol. **144**:904–916.
 90. An, G., and J. D. Friesen. 1980. The nucleotide sequence of *tufB* and four nearby tRNA structural genes for *Escherichia coli*. Gene **12**:33–39.
 91. An, G., J. S. Lee, and J. D. Friesen. 1982. Evidence for an internal promoter preceding *tufA* in the *str* operon of *Escherichia coli*. J. Bacteriol. **149**:548–553.
 92. Andersen, C. L., A. Matthey-Dupraz, D. Missiakas, and S. Raina. 1997. A new *Escherichia coli* gene, *dsbG*, encodes a periplasmic protein involved in disulphide bond formation, required for recycling DsbA/DsbB and DsbC redox proteins. Mol. Microbiol. **26**:121–132.
 93. Andersen, J., N. Delihias, K. Ikenaka, P. J. Green, O. Pines, O. Ilcercil, and M. Inouye. 1987. The isolation and characterization of RNA coded by the *micF* gene in *Escherichia coli*. Nucleic Acids Res. **15**:2089–2101.
 94. Andersen, J. T., P. Poulsen, and K. F. Jensen. 1992. Attenuation in the *rph-pyrE* operon of *Escherichia coli* and processing of the dicistronic mRNA. Eur. J. Biochem. **206**:381–390.
 95. Andersen, L., M. Kilstrup, and J. Neuhaard. 1989. Pyrimidine, purine and nitrogen control of cytosine deaminase synthesis in *Escherichia coli* K12. Arch. Microbiol. **152**:115–118.
 96. Andersen, P. S., D. Frees, R. Fast, and B. Mygind. 1995. Uracil uptake in *Escherichia coli* K-12: isolation of *uraA* mutants and cloning of the gene. J. Bacteriol. **177**:2008–2013.
 97. Andersen, P. S., J. M. Smith, and B. Mygind. 1992. Characterization of the *upp* gene encoding uracil phosphoribosyltransferase of *Escherichia coli* K12. Eur. J. Biochem. **204**:51–56.
 98. Anderson, J. J., and D. L. Oxender. 1977. *Escherichia coli* transport mutants lacking binding protein and other components of the branched-chain amino acid transport system. J. Bacteriol. **130**:384–392.
 99. Anderson, J. J., J. M. Wilson, and D. L. Oxender. 1979. Defective transport and other phenotypes of a periplasmic “leaky” mutant of *Escherichia coli* K-12. J. Bacteriol. **140**:351–358.
 100. Anderson, J. J., S. C. Quay, and D. L. Oxender. 1976. Mapping of two loci affecting the regulation of branched-chain amino acid transport in *Escherichia coli* K-12. J. Bacteriol. **126**:80–90.
 101. Anderson, M. S., S. S. Eveland, H. R. Onishi, and D. L. Pompliano. 1996. Kinetic mechanism of the *Escherichia coli* UDPMurNAc-tripeptide D-alanyl-D-alanine-adding enzyme: use of a glutathione S-transferase fusion. Biochemistry **35**:16264–16269.
 102. Anderson, P. M., Y.-C. Sung, and J. A. Fuchs. 1990. The cyanase operon and cyanate metabolism. FEMS Microbiol. Rev. **7**:247–252.
 103. Ando, H., M. Kitabatake, and H. Inokuchi. 1996. 10Sa RNA complements the temperature-sensitive phenotype caused by a mutation in the phosphoribosyl pyrophosphate synthetase (*prs*) gene in *Escherichia coli*. Genes Genet. Syst. **71**:47–50.
 104. Andresen, P. A., I. Kaasen, O. B. Styrvold, G. Boulnois, and A. R. Strom. 1988. Molecular cloning, physical mapping and expression of the *bet* genes governing the osmoregulatory choline-glycine betaine pathway of *Escherichia coli*. J. Gen. Microbiol. **134**:1737–1746.
 105. Andersson, O. S., and J. E. Davies. 1980. Genetic organization and restriction enzyme cleavage map of the *ksgA-pdxA* region of the *Escherichia coli* chromosome. Mol. Gen. Genet. **179**:211–216.
 106. Andersson, O. S., and J. E. Davies. 1980. Isolation and characterization of lambda transducing phages for the *E. coli* genes *ksgA* and *pdxA*. Mol. Gen. Genet. **179**:201–209.
 107. Andersson, O. S., and J. E. Davies. 1980. Some properties of the ribosomal RNA methyltransferase encoded by *ksgA* and the polarity of *ksgA* transcription. Mol. Gen. Genet. **179**:217–222.
 108. Andrews, J. C., and S. A. Short. 1985. Genetic analysis of *Escherichia coli* oligopeptide transport mutants. J. Bacteriol. **161**:484–492.
 - 108a. Andrews, S. C., B. C. Berks, J. McClay, M. A. Quail, P. Golby, and J. R. Guest. 1997. A 12-cistron *Escherichia coli* operon (*hyf*) encoding a putative proton-translocating formate hydrogenylase system. Microbiology **143**:3633–3647.
 109. Andrews, S. C., D. Shipley, J. N. Keen, J. B. Findlay, P. M. Harrison, and J. R. Guest. 1992. The haemoglobin-like protein (HMP) of *Escherichia coli* has ferrisiderophore reductase activity and its C-terminal domain shares homology with ferredoxin NADP⁺ reductases. FEBS Lett. **302**:247–252.
 110. Andrews, S. C., and J. R. Guest. 1988. Nucleotide sequence of the gene encoding the GMP reductase of *Escherichia coli* K12. Biochem. J. **255**:35–43.
 111. Andrews, S. C., P. M. Harrison, and J. R. Guest. 1989. Cloning, sequencing, and mapping of the bacterioferritin gene (*bfr*) of *Escherichia coli* K-12. J. Bacteriol. **171**:3940–3947.
 112. Andrews, S. C., P. M. Harrison, and J. R. Guest. 1991. A molecular analysis of the 53.3 minute region of the *Escherichia coli* linkage map. J. Gen. Microbiol. **137**:361–367.
 113. Andrianopoulos, K., L. Wang, and P. R. Reeves. 1998. Identification of the fucose synthetase gene in the colanic acid gene cluster of *Escherichia coli* K-12. J. Bacteriol. **180**:998–1001.
 114. Angerer, A., S. Enz, M. Ochs, and V. Braun. 1995. Transcriptional regulation of ferric citrate transport in *Escherichia coli* K-12. Fecl belongs to a new subfamily of sigma 70-type factors that respond to extracytoplasmic stimuli. Mol. Microbiol. **18**:163–174.
 115. Anilionis, A., P. Ostapchuk, and M. Riley. 1980. Identification of a second cryptic lambdaoid prophage locus in the *E. coli* K12 chromosome. Mol. Gen. Genet. **180**:479–481.
 116. Anton, I. A., and J. R. Coggins. 1988. Sequencing and over expression of the *Escherichia coli* *aroE* gene encoding shikimate dehydrogenase. Biochem. J. **249**:319–326.
 117. Antonucci, T. K., M. Wagner, and D. L. Oxender. 1986. Cloning, expression, and nucleotide sequence of *livR*, the repressor for high-affinity branched-chain amino acid transport in *Escherichia coli*. Proteins Struct. Funct. Genet. **1**:125–133.
 118. Aoki, H., K. Dekany, S. L. Adams, and M. C. Ganoza. 1997. The gene encoding the elongation factor P protein is essential for viability and is required for protein synthesis. J. Biol. Chem. **272**:32254–32259.
 119. Aoki, H., S. L. Adams, D. G. Chung, M. Yaguchi, S. E. Chuang, and M. C. Ganoza. 1991. Cloning, sequencing and overexpression of the gene for prokaryotic factor EF-P involved in peptide bond synthesis. Nucleic Acids Res. **19**:6215–6220.
 120. Apirion, D. 1967. Three genes that affect *Escherichia coli* ribosomes. J. Mol. Biol. **30**:255–275.
 121. Apirion, D., and N. Watson. 1975. Mapping and characterization of a mutation in *Escherichia coli* that reduces the level of ribonuclease III specific for double-stranded ribonucleic acid. J. Bacteriol. **124**:317–324.
 122. Apirion, D., and D. Schlessinger. 1968. Coreistance to neomycin and kanamycin by mutations in an *Escherichia coli* locus that affects ribosomes. J. Bacteriol. **96**:768–776.
 123. Apirion, D., and N. Watson. 1980. A second gene which affects the RNA processing enzyme ribonuclease P of *Escherichia coli*. FEBS Lett. **110**:161–163.
 124. Apostolakis, D., P. A. Menter, B. J. Rampsch, H. C. Reeves, and E. A. Birge. 1982. Genetic map position of the cistron coding for isocitrate dehydrogenase in *Escherichia coli* K-12. Curr. Microbiol. **7**:45–47.
 125. Archibald, E. R., and L. S. Williams. 1973. Regulation of methionyl-transfer ribonucleic acid synthetase formation in *Escherichia coli* and *Salmonella typhimurium*. J. Bacteriol. **114**:1007–1013.
 126. Ardeshir, F., and G. F.-L. Ames. 1980. Cloning of the histidine transport genes from *Salmonella typhimurium* and characterization of an analogous transport system in *Escherichia coli*. J. Supramol. Struct. (Suppl.) **13**:117–130.
 127. Arendes, J., P. Carl, and A. Sugino. 1982. A mutation in the *mh*-locus of *Escherichia coli* affects the structural gene for RNase H. Examination of the mutant and wild type protein. J. Biol. Chem. **257**:4719–4722.
 128. Arikan, E., M. S. Kulkarni, D. C. Thomas, and A. Sancar. 1986. Sequences of the *E. coli* *uvrB* gene and protein. Nucleic Acids Res. **14**:2637–2650.
 129. Aristarkhov, A., A. Mikulskis, J. G. Belasco, E. C. C. Lin. 1996. Translation of the *adhE* transcript to produce ethanol dehydrogenase requires RNase III cleavage in *Escherichia coli*. J. Bacteriol. **178**:4327–4332.
 130. Ariza, R. R., S. P. Cohen, N. Bachhawat, S. B. Levy, and B. Demple. 1994. Repressor mutations in the *marRAB* operon that activate oxidative stress genes and multiple antibiotic resistance in *Escherichia coli*. J. Bacteriol. **176**:143–148.
 131. Ariza, R. R., Z.-W. Li, N. Ringstad, and B. Demple. 1995. Activation of multiple antibiotic resistance and binding of stress-inducible promoters by *Escherichia coli* Rob protein. J. Bacteriol. **177**:1655–1661.
 132. Armengod, M.-E., and E. Lambies. 1986. Overlapping arrangement of the *recF* and *dnaN* operons of *Escherichia coli*: positive and negative control sequences. Gene **43**:183–196.
 133. Armstrong, S. K., G. S. Pettis, L. J. Forrester, and M. A. McIntosh. 1989. The *Escherichia coli* enterobactin biosynthesis gene, *entD*: nucleotide sequence and membrane localization of its protein product. Mol. Microbiol. **3**:757–766.
 134. Arn, E. A., and J. N. Abelson. 1996. The 2′-5′ RNA ligase of *Escherichia coli*. Purification, cloning, and genomic disruption. J. Biol. Chem. **271**:31145–31153.
 135. Arnardóttir, A., S. Thorbjarnardóttir, and G. Eggertsson. 1980. Mapping of the *supP* (*Su6*⁺) amber suppressor gene in *Escherichia coli*. J. Bacteriol. **141**:977–978.
 136. Arnez, J. G., and T. A. Steitz. 1996. Crystal structures of three misacylating mutants of *Escherichia coli* glutamyl-tRNA synthetase complexed with tRNA(Gln) and ATP. Biochemistry **35**:14725–14733.
 137. Arnqvist, A., A. Olsen, J. Pfeifer, D. G. Russell, and S. Normark. 1992. The Crl protein activates cryptic genes for curli formation and fibronectin binding in *Escherichia coli* HB101. Mol. Microbiol. **6**:2443–2452.
 138. Arnqvist, A., A. Olsen, and S. Normark. 1994. Sigma S-dependent growth-

- phase induction of the *csqBA* promoter in *Escherichia coli* can be achieved *in vivo* by sigma 70 in the absence of the nucleoid-associated protein H-NS. *Mol. Microbiol.* **13**:1021–1032.
139. Aronshtam, A., and M. G. Marinus. 1996. Dominant negative mutator mutations in the *mutL* gene of *Escherichia coli*. *Nucleic Acids Res.* **24**:2498–2504.
 140. Aronson, B., P. D. Ravnkar, and R. L. Somerville. 1988. Nucleotide sequence of the 2-amino-3-ketobutyrate coenzyme A ligase (*kbl*) gene of *E. coli*. *Nucleic Acids Res.* **16**:3586.
 141. Aronson, B. D., R. L. Somerville, B. R. Epperly, and E. E. Dekker. 1989. The primary structure of *Escherichia coli* L-threonine dehydrogenase. *J. Biol. Chem.* **264**:5226–5232.
 142. Arps, P. J., C. C. Marvel, B. C. Rubin, D. A. Tolan, E. E. Penhoet, and M. E. Winkler. 1985. Structural features of the *hisT* operon of *Escherichia coli* K-12. *Nucleic Acids Res.* **13**:5297–5315.
 143. Arps, P. J., and M. E. Winkler. 1987. An unusual genetic link between vitamin B₆ biosynthesis and tRNA pseudouridine modification in *Escherichia coli* K-12. *J. Bacteriol.* **169**:1071–1079.
 144. Arps, P. J., and M. E. Winkler. 1987. Structural analysis of the *Escherichia coli* K-12 *hisT* operon by using a kanamycin resistance cassette. *J. Bacteriol.* **169**:1061–1070.
 145. Arraj, J. A., and M. G. Marinus. 1983. Phenotypic reversal in *dam* mutants of *Escherichia coli* K-12 by a recombinant plasmid containing the *dam*⁺ gene. *J. Bacteriol.* **153**:562–565.
 146. Arthur, H. M., and P. B. Eastlake. 1983. Transcriptional control of the *uvrD* gene of *Escherichia coli*. *Gene* **25**:309–316.
 147. Artman, M., and S. Werthamer. 1974. Use of streptomycin and cyclic adenosine 5'-monophosphate in the isolation of mutants deficient in CAP protein. *J. Bacteriol.* **120**:542–544.
 148. Asada, K., K. Sugimoto, A. Oko, M. Takamami, and Y. Hirota. 1982. Structure of replication origin of the *Escherichia coli* K-12 chromosome: the presence of spacer sequences in the *ori* region carrying information for autonomous replication. *Nucleic Acids Res.* **10**:3745–3754.
 149. Asada, K., S. Nakatani, and M. Takamami. 1985. Cloning of the contiguous 165-kilobase-pair region around the terminus of *Escherichia coli* K-12 DNA replication. *J. Bacteriol.* **163**:398–400.
 150. Asai, K., S. Fujisaki, Y. Nishimura, T. Nishino, K. Okada, T. Nakagawa, M. Kawamukai, and H. Matsuda. 1994. The identification of *Escherichia coli* *ispB* (*cel*) gene encoding the octaprenyl diphosphate synthase. *Biochem. Biophys. Res. Commun.* **202**:340–345.
 151. Asai, T., S. Sommer, A. Bailone, and T. Kogoma. 1993. Homologous recombination-dependent initiation of DNA replication from DNA damage-inducible origins in *Escherichia coli*. *EMBO J.* **12**:3287–3295.
 152. Asai, T., and T. Kogoma. 1994. The RecF pathway of homologous recombination can mediate the initiation of DNA damage-inducible replication of the *Escherichia coli* chromosome. *J. Bacteriol.* **176**:7113–7114.
 153. Asha, H., and J. Gowrishankar. 1993. Regulation of *kdp* operon expression in *Escherichia coli*: evidence against turgor as signal for transcriptional control. *J. Bacteriol.* **175**:4528–4537.
 154. Åslund, F., B. A. Zehnauer, A. Miranda-Vizuete, C. Pueyo, and A. Holmgren. 1994. Two additional glutaredoxins exist in *Escherichia coli*: glutaredoxin 3 is a hydrogen donor for ribonucleotide reductase in a thioredoxin/glutaredoxin 1 double mutant. *Proc. Natl. Acad. Sci. USA* **91**:9813–9817.
 155. Åslund, F., K. Nordstrand, K. D. Berndt, M. Nikkola, T. Bergman, H. Pongstingl, H. Jorvall, G. Otting, and A. Holmgren. 1996. Glutaredoxin-3 from *Escherichia coli*. Amino acid sequence, ¹H and ¹⁵N NMR assignments, and structural analysis. *J. Biol. Chem.* **271**:6736–6746.
 156. Asoh, S., H. Matsuzawa, F. Ishino, J. L. Strominger, M. Matsuhashi, and T. Ohta. 1986. Nucleotide sequence of the *bppA* gene and characteristics of the deduced amino acid sequence of penicillin-binding protein 2 of *Escherichia coli* K-12. *Eur. J. Biochem.* **160**:231–238.
 157. Asoh, S., H. Matsuzawa, M. Matsuhashi, and T. Ohta. 1983. Molecular cloning and characterization of the genes *bppA* and *rodA* responsible for the rod shape of *Escherichia coli* K-12: analysis of gene expression with transposon Tn5 mutagenesis and protein synthesis directed by constructed plasmids. *J. Bacteriol.* **154**:10–16.
 158. Atherly, A. 1979. *Escherichia coli* mutant containing a large deletion from *relA* to *argA*. *J. Bacteriol.* **138**:530–534.
 159. Atkinson, M. R., and A. J. Ninfa. 1993. Mutational analysis of the bacterial signal-transducing protein kinase/phosphatase nitrogen regulator II (NR_{II} or NtrB). *J. Bacteriol.* **175**:7016–7023.
 160. Atlung, T., A. Nielsen, and F. G. Hansen. 1989. Isolation, characterization, and nucleotide sequence of *appY*, a regulatory gene for growth-phase-dependent gene expression in *Escherichia coli*. *J. Bacteriol.* **171**:1683–1691.
 161. Atlung, T., and L. Brøndsted. 1994. Role of the transcriptional activator AppY in regulation of the *cyx appA* operon of *Escherichia coli* by anaerobiosis, phosphate starvation, and growth phase. *J. Bacteriol.* **176**:5414–5422.
 162. Atlung, T., S. Sund, K. Olesen, and L. Brøndsted. 1996. The histone-like protein H-NS acts as a transcriptional repressor for expression of the anaerobic and growth phase activator AppY of *Escherichia coli*. *J. Bacteriol.* **178**:3418–3425.
 163. Attfield, P. V., F. E. Benson, and R. G. Lloyd. 1985. Analysis of the *rvv* locus of *Escherichia coli* K-12 and identification of the gene product. *J. Bacteriol.* **164**:276–281.
 164. Au, D. C.-T., and R. B. Gennis. 1987. Cloning of the *cyo* locus encoding the cytochrome *o* terminal oxidase complex of *Escherichia coli*. *J. Bacteriol.* **169**:3237–3242.
 165. Au, D. C.-T., R. M. Lorence, and R. B. Gennis. 1985. Isolation and characterization of an *Escherichia coli* mutant lacking the cytochrome *o* terminal oxidase. *J. Bacteriol.* **161**:123–127.
 166. Aufrere, R., M. Tempete, and J. P. Bohin. 1986. Overlapping reading frames in *Escherichia coli*. The two promoters and the first 65 nucleotides of a gene related to the *rmB* operon are localized in the coding sequence of *btuB*. *C. R. Acad. Sci. Ser. III* **303**:49–54.
 167. Aufrere, R., M. Tempete, and J. P. Bohin. 1986. Regulation of expression of the gene for vitamin B12 receptor cloned on a multicopy plasmid in *Escherichia coli*. *Mol. Gen. Genet.* **205**:358–365.
 168. Auger, E. A., and G. N. Bennett. 1989. Regulation of lysine decarboxylase activity in *Escherichia coli*. *Arch. Microbiol.* **151**:466–468.
 169. Auger, E. A., K. E. Redding, T. Plumb, L. C. Childs, S. Y. Meng, and G. N. Bennett. 1989. Construction of *lac* fusions to the inducible arginine and lysine decarboxylase genes of *Escherichia coli* K12. *Mol. Microbiol.* **3**:609–620.
 170. Augustin, L. B., B. A. Jacobson, and J. A. Fuchs. 1994. *Escherichia coli* Fis and DnaA proteins bind specifically to the *nrd* promoter region and affect expression of an *nrd-lac* fusion. *J. Bacteriol.* **176**:378–387.
 171. Austin, D., and T. J. Larson. 1991. Nucleotide sequence of the *gpd* gene encoding aerobic *sn*-glycerol 3-phosphate dehydrogenase of *Escherichia coli* K-12. *J. Bacteriol.* **173**:101–107.
 172. Austin, E. A., J. F. Graves, L. A. Hite, C. T. Parker, and C. A. Schnaitman. 1990. Genetic analysis of lipopolysaccharide core biosynthesis by *Escherichia coli* K-12: insertion mutagenesis of the *rfa* locus. *J. Bacteriol.* **172**:5312–5325.
 173. Austin, S. 1976. Wild-type and mutant *in vitro* products of an operon for ribonucleic acid polymerase subunits. *J. Bacteriol.* **127**:32–39.
 174. Austin, S., and J. G. Scaife. 1970. A new method for selecting RNA polymerase mutants. *J. Mol. Biol.* **49**:263–267.
 175. Autexier, C., and M. S. DuBow. 1992. The *Escherichia coli* Mu/D108 phage *ner* homologue gene (*nlp*) is transcribed and evolutionarily conserved among the Enterobacteriaceae. *Gene* **114**:13–18.
 176. Avalos, J., L. M. Corrochano, and S. Brenner. 1991. CysteinyI-tRNA synthetase is a direct descendant of the first aminoacyl-tRNA synthetase. *FEBS Lett.* **286**:176–180.
 177. Avissar, Y. J., and S. I. Beale. 1989. Identification of the enzymatic basis for delta-aminolevulinic acid auxotrophy in the *hemA* mutant of *Escherichia coli*. *J. Bacteriol.* **171**:2919–2924.
 178. Azakami, H., M. Yamashita, J. H. Roh, H. Suzuki, H. Kumagai, and Y. Murooka. 1994. Nucleotide sequence of the gene for monamine oxidase (*maoA*) from *Escherichia coli*. *J. Ferment. Bioeng.* **77**:315–319.
 179. Azizan, A., and P. N. Black. 1994. Use of transposon Tn_{phoA} to identify genes for cell envelope proteins of *Escherichia coli* required for long-chain fatty acid transport: the periplasmic protein Tsp potentiates long-chain fatty acid transport. *J. Bacteriol.* **176**:6653–6662.
 180. Baba, T., A. Jacq, E. Brickman, J. R. Beckwith, T. Taura, C. Ueguchi, Y. Akiyama, and K. Ito. 1990. Characterization of cold-sensitive secY mutants of *Escherichia coli*. *J. Bacteriol.* **172**:7005–7010.
 181. Baba, T., T. Taura, T. Shimoike, Y. Akiyama, T. Yoshihisa, and K. Ito. 1994. A tytoplasmic domain is important for the formation of a SecY-SecE translocator complex. *Proc. Natl. Acad. Sci. USA* **91**:4539–4543.
 182. Babbitt, P. C., G. T. Mrachko, M. S. Hasson, G. W. Huisman, R. Kolter, D. Ringe, G. A. Petsko, G. L. Kenyon, and J. A. Gerlt. 1995. A functionally diverse enzyme superfamily that abstracts the alpha protons of carboxylic acids. *Science* **267**:1159–1161.
 183. Babitze, P., and S. R. Kushner. 1991. The Ams (altered mRNA stability) protein and ribonuclease E are encoded by the same structural gene of *Escherichia coli*. *Proc. Natl. Acad. Sci. USA* **88**:1–5.
 184. Baccigalupi, L., R. Marasco, E. Ricca, M. De Felice, and M. Sacco. 1995. Control of *ivfH* transcription during amino acid downshift in stringent and relaxed strains of *Escherichia coli*. *FEMS Microbiol. Lett.* **131**:95–98.
 185. Bacher, A., S. Eberhardt, and G. Richter. 1996. Biosynthesis of riboflavin, p. 657–664. *In* F. C. Neidhardt, R. Curtiss III, J. L. Ingraham, E. C. C. Lin, K. B. Low, B. Magasanik, W. S. Reznikoff, M. Riley, M. Schaechter, and H. E. Umbarger (ed.), *Escherichia coli* and *Salmonella*: cellular and molecular biology, 2nd ed., vol. 1. ASM Press, Washington, D.C.
 186. Bachi, B., and H. L. Kornberg. 1975. Genes involved in the uptake and catabolism of gluconate by *Escherichia coli*. *J. Gen. Microbiol.* **90**:321–335.
 187. Bachmann, B. J. 1983. Linkage map of *Escherichia coli* K-12, edition 7. *Microbiol. Rev.* **47**:180–230.
 188. Bachmann, B. J. 1987. Linkage map of *Escherichia coli* K-12, edition 7, p. 807–876. *In* F. C. Neidhardt, J. L. Ingraham, K. B. Low, B. Magasanik, M. Schaechter, and H. E. Umbarger (ed.), *Escherichia coli* and *Salmonella*

- typhimurium*: cellular and molecular biology. American Society for Microbiology, Washington, D.C.
189. **Bachmann, B. J.** 1990. Linkage map of *Escherichia coli* K-12, edition 8. *Microbiol. Rev.* **54**:130-197.
 190. **Bachmann, B. J., and K. B. Low.** 1980. Linkage map of *Escherichia coli* K-12, edition 6. *Microbiol. Rev.* **44**:1-56.
 - 190a. **Bachmann, B. J., K. B. Low, and A. L. Taylor.** 1976. Recalibrated linkage map of *Escherichia coli* K-12. *Bacteriol. Rev.* **40**:116-167.
 191. **Backendorf, C., H. Spaink, A. P. Barbiero, and P. Van de Putte.** 1986. Structure of the *uvrB* gene of *Escherichia coli*. Homology with other DNA repair enzymes and characterization of the *uvrB5* mutation. *Nucleic Acids Res.* **14**:2877-2890.
 192. **Backman, K., Y.-M. Chen, and B. Magasanik.** 1981. Physical and genetic characterization of the *glnA-glnG* region of the *Escherichia coli* chromosome. *Proc. Natl. Acad. Sci. USA* **78**:3743-3747.
 193. **Backstrom, D., R.-M. Sjoberg, and L. G. Lundberg.** 1986. Nucleotide sequence of the structural gene for dihydroorotase of *Escherichia coli* K-12. *Eur. J. Biochem.* **160**:77-82.
 194. **Bae, W., P. G. Jones, and M. Inouye.** 1997. CspA, the major cold shock protein of *Escherichia coli*, negatively regulates its own gene expression. *J. Bacteriol.* **179**:7081-7088.
 195. **Baecker, P. A., C. E. Furlong, and J. Preiss.** 1986. Biosynthesis of bacterial glycogen: primary structure of *Escherichia coli* ADP-glucose synthetase as deduced from the nucleotide sequence of the *glgC* gene. *J. Biol. Chem.* **258**:5084-5088.
 196. **Baecker, P. A., J. Greenberg, and J. Preiss.** 1986. Biosynthesis of bacterial glycogen: primary structure of *Escherichia coli* 1,4- α -D-glucan-6- α -D-(1,4- α -D-glucano)-transferase as deduced from the nucleotide sequence of the *glgB* gene. *J. Biol. Chem.* **261**:8738-8743.
 197. **Baer, M. F., K. B. Low, and D. Soll.** 1979. Regulation of the biosynthesis of aminoacyl-transfer ribonucleic acid synthetases and of transfer-ribonucleic acid in *Escherichia coli*. V. Mutants with increased levels of valyl-transfer ribonucleic acid synthetase. *J. Bacteriol.* **139**:165-175.
 198. **Bagg, A., and J. B. Neilands.** 1985. Mapping of a mutation affecting regulation of iron uptake systems in *Escherichia coli* K-12. *J. Bacteriol.* **161**:450-453.
 199. **Bagg, A., and J. B. Neilands.** 1987. Ferric uptake regulation protein acts as a repressor, employing iron (II) as a cofactor to bind the operator of an iron transport operon in *Escherichia coli*. *Biochemistry* **26**:5471-5477.
 200. **Bailey, M. J., C. Hughes, and V. Koronakis.** 1997. RfaH and the *ops* element, components of a novel system controlling bacterial transcription elongation. *Mol. Microbiol.* **26**:845-851.
 201. **Bailey, M. J., V. Koronakis, T. Schmolli, and C. Hughes.** 1992. *Escherichia coli* HlyT protein, a transcriptional activator of haemolysin synthesis and secretion, is encoded by the *rfaH* (*sfrB*) locus required for expression of sex factor and lipopolysaccharide genes. *Mol. Microbiol.* **6**:1003-1012.
 202. **Bailly, V., and W. G. Verly.** 1987. *Escherichia coli* endonuclease III is not an endonuclease but a beta-elimination catalyst. *Biochem. J.* **242**:565-572.
 203. **Baird, L., B. Lipinska, S. Raina, and C. Georgopoulos.** 1991. Identification of the *Escherichia coli* *sohB* gene, a multicopy suppressor of the HtrA (DegP) null phenotype. *J. Bacteriol.* **173**:5763-5770.
 204. **Baird, L., and C. Georgopoulos.** 1990. Identification, cloning, and characterization of the *Escherichia coli* *sohA* gene, a suppressor of the *htrA* (*degP*) null phenotype. *J. Bacteriol.* **172**:1587-1594.
 205. **Baker, J., D. B. Franklin, and J. Parker.** 1992. Sequence and characterization of the *gcpE* gene of *Escherichia coli*. *FEMS Microbiol. Lett.* **73**:175-180.
 206. **Baker, K. E., K. P. Ditullio, J. Neuhaud, and R. A. Kelln.** 1996. Utilization of orotate as a pyrimidine source by *Salmonella typhimurium* and *Escherichia coli* requires the dicarboxylate transport protein encoded by *dctA*. *J. Bacteriol.* **178**:7099-7105.
 207. **Baker, K. P., and D. H. Boxer.** 1991. Regulation of the *chlA* locus of *Escherichia coli* K12: involvement of molybdenum cofactor. *Mol. Microbiol.* **5**:901-907.
 208. **Baker, T. A.** 1994. Replication initiation. A new controller in *Escherichia coli*. *Curr. Biol.* **4**:945-946.
 209. **Bakker, E. P., I. R. Booth, U. Dinnbier, W. Epstein, and A. Gajewska.** 1987. Evidence for multiple K⁺ export systems in *Escherichia coli*. *J. Bacteriol.* **169**:3743-3749.
 210. **Balbinder, E., R. Callahan, P. P. McCann, J. C. Cordero, R. Weber, A. M. Smith, and F. Angelosanto.** 1970. Regulatory mutants of the tryptophan operon of *Salmonella typhimurium*. *Genetics* **66**:31-53.
 211. **Baldoma, L., J. Badia, G. Sweet, and J. Aguilar.** 1990. Cloning, mapping and gene product identification of *rhaT* from *Escherichia coli* K12. *FEMS Microbiol. Lett.* **60**:103-107.
 212. **Baliko, G., and P. Venetianer.** 1993. An *Escherichia coli* gene in search of a function: phenotypic effects of the gene recently identified as *murI*. *J. Bacteriol.* **175**:6571-6577.
 213. **Bally, M., M. Foglino, M. Bruschi, M. Murgier, and A. Lazdunski.** 1986. Nucleotide sequence of the promoter and amino-terminal encoding region of the *Escherichia coli* *pepN* gene. *Eur. J. Biochem.* **155**:565-569.
 214. **Bally, M., M. Murgier, and A. Lazdunski.** 1984. Cloning and orientation of the gene encoding aminopeptidase N in *Escherichia coli*. *Mol. Gen. Genet.* **195**:507-510.
 215. **Bally, M., M. Murgier, and J. Tommassen.** 1984. Physical mapping of the gene for aminopeptidase N in *Escherichia coli* K12. *Mol. Gen. Genet.* **193**:190-191.
 216. **Bandrin, S. V., P. M. Rabinovich, and A. I. Stepanov.** 1983. Three linkage groups of genes involved in riboflavin biosynthesis in *Escherichia coli*. *Genetika* **19**:1419-1425. (In Russian.)
 217. **Bandrin, S. V., P. M. Rabinovich, and A. I. Stepanov.** 1984. Three linkage groups of genes for riboflavin biosynthesis. *Sov. Genet. (Engl. Transl. Genetika)* **19**:1103-1109.
 218. **Banerjee, R. V., N. L. Johnston, J. K. Sobeski, P. Datta, and R. G. Matthews.** 1989. Cloning and sequence analysis of the *Escherichia coli* *methH* gene encoding cobalamin-dependent methionine synthase and isolation of a tryptic fragment containing the cobalamin-binding domain. *J. Biol. Chem.* **264**:13888-13895.
 219. **Bankaitis, V. A., and P. J. Bassford.** 1982. Regulation of adenylate cyclase synthesis in *Escherichia coli*: studies with *cya-lac* operon and protein fusion strains. *J. Bacteriol.* **151**:1346-1357.
 220. **Banuett, F., and I. Herskowitz.** 1987. Identification of polypeptides encoded by an *Escherichia coli* locus (*hflA*) that governs the lysis-lysogeny decision of bacteriophage λ . *J. Bacteriol.* **169**:4076-4085.
 221. **Banuett, F., M. A. Hoyt, L. McFarlane, H. Echols, and I. Herskowitz.** 1986. *hflB*, a new *Escherichia coli* locus regulating lysogeny and the level of bacteriophage lambda cII protein. *J. Mol. Biol.* **187**:213-224.
 222. **Baquero, M. R., M. Bouzon, J. Varea, and F. Moreno.** 1995. *sbmC*, a stationary-phase induced SOS *Escherichia coli* gene, whose product protects cells from the DNA replication inhibitor microcin B17. *Mol. Microbiol.* **18**:301-311.
 223. **Baquero, M.-R., M. Bouzon, J. C. Quintela, J. A. Ayala, and F. Moreno.** 1996. *dacD*, an *Escherichia coli* gene encoding a novel penicillin-binding protein (PBP6b) with DD-carboxypeptidase activity. *J. Bacteriol.* **178**:7106-7111.
 224. **Barak, R., W. N. Abouhamad, and M. Eisenbach.** 1998. Both acetate kinase and acetyl coenzyme A synthetase are involved in acetate-stimulated change in the direction of flagellar rotation in *Escherichia coli*. *J. Bacteriol.* **180**:985-988.
 225. **Barak, Z., and C. Gilvarg.** 1974. Triornithine-resistant strains of *Escherichia coli*. Isolation, definition, and genetic studies. *J. Biol. Chem.* **249**:143-148.
 226. **Barbier, C. S., and S. A. Short.** 1985. Studies on *deo* operon regulation in *Escherichia coli*: cloning and expression of the *cytR* structural gene. *Gene* **36**:37-44.
 227. **Bardwell, J. C., and E. A. Craig.** 1984. Major heat shock gene of *Drosophila* and the *Escherichia coli* heat-inducible *dnaK* gene are homologous. *Proc. Natl. Acad. Sci. USA* **81**:848-852.
 228. **Bardwell, J. C., and E. A. Craig.** 1987. Eukaryotic M₁ 83,000 heat shock protein has a homologue in *Escherichia coli*. *Proc. Natl. Acad. Sci. USA* **84**:5177-5181.
 229. **Bardwell, J. C., J. O. Lee, G. Jander, N. Martin, D. Belin, and J. R. Beckwith.** 1993. A pathway for disulfide bond formation *in vivo*. *Proc. Natl. Acad. Sci. USA* **90**:1038-1042.
 230. **Bardwell, J. C., K. McGovern, and J. R. Beckwith.** 1991. Identification of a protein required for disulfide bond formation *in vivo*. *Cell* **67**:581-589.
 231. **Bardwell, J. C., K. Tilly, E. A. Craig, J. King, M. Zyllicz, and C. Georgopoulos.** 1986. The nucleotide sequence of the *Escherichia coli* K12 and *dnaJ*⁺ gene: a gene that encodes a heat shock protein. *J. Biol. Chem.* **261**:1782-1785.
 232. **Barker, D. F., and A. Campbell.** 1980. Use of *bio-lac* fusion strains to study regulation of biotin biosynthesis in *Escherichia coli*. *J. Bacteriol.* **143**:789-800.
 233. **Barker, D. F., and A. Campbell.** 1981. Genetic and biochemical characterization of the *birA* gene and its product: evidence for a direct role of biotin holoenzyme synthetase in repression of the biotin in *Escherichia coli*. *J. Mol. Biol.* **146**:469-492.
 234. **Barker, D. F., and A. Campbell.** 1981. The *birA* gene of *Escherichia coli* encodes a biotin holoenzyme synthetase. *J. Mol. Biol.* **146**:451-467.
 235. **Barker, D. F., J. Kuhn, and A. Campbell.** 1981. Sequence and properties of operator mutations in the *bio* operon of *Escherichia coli*. *Gene* **13**:89-102.
 236. **Barker, D. G., J. Bruton, and G. Winter.** 1982. The tyrosyl tRNA synthetase from *Escherichia coli*. Complete nucleotide sequence of the structural gene. *FEBS Lett.* **150**:419-423.
 237. **Baron, C., J. Heider, and A. Bock.** 1990. Mutagenesis of *selC*, the gene for the selenocysteine-inserting tRNA species in *E. coli*: effects on *in vivo* function. *Nucleic Acids Res.* **19**:6761-6766.
 238. **Barondess, J. J., M. Carson, L. Guzman, and J. R. Beckwith.** 1991. Alkaline phosphatase fusions in the study of cell division genes. *Res. Microbiol.* **142**:295-299.
 239. **Barr, G. C., N. N. Bhriain, and C. J. Dorman.** 1992. Identification of two new genetically active regions associated with the *osmZ* locus of *Escherichia coli*: role in regulation of *proU* expression and mutagenic effect of

- cya*, the structural gene for adenylate cyclase. *J. Bacteriol.* **174**:998–1006.
240. Barr, G. C., and S. E. Palm-Nicholls. 1981. Cloning the *chlC* gene for nitrate reductase of *Escherichia coli*. *FEMS Microbiol. Lett.* **11**:213–216.
 241. Barr, K., and P. D. Rick. 1993. Physical map location of the *rffC* and *rffA* genes of *Escherichia coli*. *J. Bacteriol.* **175**:5738–5739.
 242. Barroga, C. F., H. Zhang, N. Wajih, J. H. Bouyer, and M. A. Hermodson. 1996. The proteins encoded by the *rbs* operon of *Escherichia coli*: I. Overproduction, purification, characterization, and functional analysis of RbsA. *Protein Sci.* **5**:1093–1099.
 243. Barry, G., C. L. Squires, and C. L. Squires. 1980. Attenuation and processing of RNA from the *rplL-rpoBC* transcription unit of *Escherichia coli*. *Proc. Natl. Acad. Sci. USA* **77**:3331–3335.
 244. Barry, G., C. L. Squires, and C. Squires. 1979. Control features within the *rplL-rpoBC* transcription unit of *Escherichia coli*. *Proc. Natl. Acad. Sci. USA* **76**:4922–4926.
 245. Bartkus, J. M., B. Tyler, and J. M. Calvo. 1991. Transcription attenuation-mediated control of *leu* operon expression: influence of the number of Leu control codons. *J. Bacteriol.* **173**:1634–1641.
 246. Bartlett, D. H., B. B. Frantz, and P. Matsumura. 1988. Flagellar transcriptional activators FlbB and FlaI: gene sequence and 5' consensus sequences of operons under FlbB and FlaI control. *J. Bacteriol.* **170**:1575–1581.
 247. Bartlett, D. H., and P. Matsumura. 1984. Identification of *Escherichia coli* region III flagellar gene products and description of two new flagellar genes. *J. Bacteriol.* **160**:577–585.
 248. Bartlett, M. S., and R. L. Gourse. 1994. Growth rate-dependent control of the *mmB* P1 core promoter in *Escherichia coli*. *J. Bacteriol.* **176**:5560–5564.
 249. Bartsch, K., A. von Johann-Marteville, and A. Schulz. 1990. Molecular analysis of two genes of the *Escherichia coli* *gab* cluster: nucleotide sequence of the glutamate:succinic semialdehyde transaminase gene (*gabT*) and characterization of the succinic semialdehyde dehydrogenase gene (*gabD*). *J. Bacteriol.* **172**:7035–7042.
 250. Bass, S., Q. Gu, and A. Christen. 1996. Multicopy suppressors of Proc mutant *Escherichia coli* include two HtrA (DegP) protease homologs (HhoAB), DksA, and a truncated RlpA. *J. Bacteriol.* **178**:1154–1161.
 251. Bassford, P. J., Jr., C. Bradbeer, R. J. Kadner, and C. A. Schnaitman. 1976. Transport of vitamin B₁₂ in *tonB* mutants of *Escherichia coli*. *J. Bacteriol.* **128**:242–247.
 252. Bassilana, M., and C. Gwizdek. 1996. *In vivo* membrane assembly of the *E. coli* polytopic protein, melibiose permease, occurs via a Sec-independent process which requires the protonmotive force. *EMBO J.* **15**:5202–5208.
 253. Bates, D. B., T. Asai, Y. Cao, M. W. Chambers, G. W. Cadwell, E. Boye, and T. Kogoma. 1995. The DnaA box R4 in the minimal *oriC* is dispensable for initiation of *Escherichia coli* chromosome replication. *Nucleic Acids Res.* **23**:3119–3125.
 254. Baumberg, S. 1970. Acetylhistidine as substrate for acetylornithinase: a new system for the selection of arginine regulation mutants in *Escherichia coli*. *Mol. Gen. Genet.* **106**:162–173.
 255. Baumberg, S. 1976. Genetic control of arginine metabolism in prokaryotes, p. 369–389. In K. D. MacDonald (ed.), *Proceedings of the Second International Symposium on Genetics and Industrial Microorganisms*. Academic Press, London, United Kingdom.
 256. Baumstark, B. R., L. L. Spremulli, U. L. RajBhandary, and G. M. Brown. 1977. Initiation of protein synthesis without formylation in a mutant of *Escherichia coli* that grows in the absence of tetrahydrofolate. *J. Bacteriol.* **129**:457–471.
 257. Baylor, N. W., A. L. Williams, and N. Cofie. 1983. Molecular characteristics of *ilvC* specialized transducing phages of *Escherichia coli* K-12. *Mol. Gen. Genet.* **191**:347–352.
 258. Beacham, I. R., R. Kahana, L. Levy, and E. Yagil. 1973. Mutants of *Escherichia coli* K-12 "cryptic" or deficient in 5'-nucleotidase (uridine diphosphate-sugar hydrolase) and 3'-nucleotidase (cyclic phosphodiesterase) activity. *J. Bacteriol.* **116**:957–964.
 259. Beacham, I. R., and S. Garrett. 1980. Isolation of *Escherichia coli* mutants (*cpdB*) deficient in periplasmic 2':3'-cyclic phosphodiesterase and genetic mapping of the *cpdB* locus. *J. Gen. Microbiol.* **119**:31–34.
 260. Beall, B., and J. Lutkenhaus. 1987. Sequence analysis, transcriptional organization, and insertional mutagenesis of the *envA* gene of *Escherichia coli*. *J. Bacteriol.* **169**:5408–5415.
 261. Beauchamp, B. B., and C. C. Richardson. 1988. A unique deoxyguanosine triphosphate is responsible for the OptA1 phenotype of *Escherichia coli*. *Proc. Natl. Acad. Sci. USA* **85**:2563–2567.
 262. Bebbington, K. J., and H. D. Williams. 1993. Investigation of the role of the *cydD* gene product in production of a functional cytochrome d oxidase in *Escherichia coli*. *FEMS Microbiol. Lett.* **112**:19–24.
 263. Bebenek, A., and I. Pietrzykowska. 1995. A new mutation in *Escherichia coli* K12, *isfA*, which is responsible for inhibition of SOS functions. *Mol. Gen. Genet.* **248**:103–113.
 264. Bebenek, A., and I. Pietrzykowska. 1996. The *isfA* mutation inhibits mutator activity and processing of UmuD protein in *Escherichia coli* *recA730* strains. *Mol. Gen. Genet.* **250**:674–680.
 265. Becerril, B., F. Valle, E. Marino, L. Riba, and F. Bolivar. 1985. Repetitive extragenic palindromic (REP) sequences in the *Escherichia coli* *gdhA* gene. *Gene* **37**:53–62.
 266. Bech, F. W., S. T. Jorgensen, and B. Diderichsen. 1985. Sequence of the *relB* transcription unit from *Escherichia coli* and identification of the *relB* gene. *EMBO J.* **4**:1059–1066.
 267. Beck, E., and E. Bremer. 1980. Nucleotide sequence of the gene *ompA* coding the outer membrane protein II* of *Escherichia coli*. *Nucleic Acids Res.* **8**:3011–3024.
 268. Beck, R., H. Crooke, M. Jarsch, J. A. Cole, and H. Burtcher. 1994. Mutation in *dipZ* leads to reduced production of active human placental alkaline phosphatase in *Escherichia coli*. *FEMS Microbiol. Lett.* **124**:209–214.
 269. Becker, S., and R. Plapp. 1992. Location of the *dcp* gene on the physical map of *Escherichia coli*. *J. Bacteriol.* **174**:1698–1699.
 270. Becker-Hapak, M., and A. Eisenstark. 1995. Role of *rpoS* in the regulation of glutathione oxidoreductase (*gor*) in *Escherichia coli*. *FEMS Microbiol. Lett.* **134**:39–44.
 271. Bedouelle, H. 1983. Mutations in the promoter regions of the *malEFG* and *malK-lamB* operons of *Escherichia coli* K12. *J. Mol. Biol.* **170**:861–882.
 272. Bedouelle, H., and M. Hofnung. 1982. A DNA sequence containing the control regions of the *malEFG* and *malK-lamB* operons in *Escherichia coli* K12. *Mol. Gen. Genet.* **185**:82–87.
 273. Bedouelle, H., P. J. Bassford, A. Fowler, I. Zabin, J. R. Beckwith, and M. Hofnung. 1980. Mutations which alter the function of the signal sequence of the maltose binding protein of *Escherichia coli*. *Nature* **285**:78–81.
 274. Bedouelle, H., U. Schmeissner, M. Hofnung, and L. Rosenberg. 1982. Promoters of the *malEFG* and *malK-lamB* operons in *Escherichia coli* K12. *J. Mol. Biol.* **161**:519–531.
 275. Bedwell, D. M., G. R. Davis, M. Gosink, L. Post, M. Nomura, H. Kestler, J. M. Zengel, and L. Lindahl. 1985. Nucleotide sequence of the alpha ribosomal protein operon of *Escherichia coli*. *Nucleic Acids Res.* **13**:3891–3903.
 276. Begg, K. J., A. Takasuga, D. H. Edwards, S. J. Dewar, B. G. Spratt, T. Adachi, T. Ohta, H. Matsuzawa, and W. D. Donachie. 1990. The balance between different peptidoglycan precursors determines whether *Escherichia coli* cells will elongate or divide. *J. Bacteriol.* **172**:6697–6703.
 277. Begg, K. J., G. F. Hatfull, and W. D. Donachie. 1980. Identification of new genes in a cell envelope-cell division gene cluster of *Escherichia coli*: cell division gene *ftsQ*. *J. Bacteriol.* **144**:435–437.
 278. Begg, K. J., S. J. Dewar, and W. D. Donachie. 1995. A new *Escherichia coli* cell division gene, *ftsK*. *J. Bacteriol.* **177**:6211–6222.
 279. Begg, K. J., and W. D. Donachie. 1985. Cell shape and division in *Escherichia coli*: experiments with shape and division mutants. *J. Bacteriol.* **163**:615–622.
 280. Beher, M. G., and C. A. Schnaitman. 1981. Regulation of the OmpA outer membrane protein of *Escherichia coli*. *J. Bacteriol.* **147**:972–985.
 281. Bejar, S., and J. P. Bouché. 1983. Molecular cloning of the region of the terminus of *Escherichia coli* K-12 DNA replication. *J. Bacteriol.* **153**:604–609.
 282. Bejar, S., and J. P. Bouché. 1985. A new dispensable genetic locus of the terminus region involved in control of cell division in *Escherichia coli*. *Mol. Gen. Genet.* **201**:146–150.
 283. Bejar, S., K. Cam, and J. P. Bouché. 1986. Control of cell division in *Escherichia coli*. DNA sequence of *dicA* and of a second gene complementing mutation of *dicA1*. *Nucleic Acids Res.* **14**:6821–6833.
 284. Belfaiza, J. C., C. Parsot, A. Martel, C. Bouthier de la Tour, D. Margarita, G. N. Cohen, and I. Saint-Girons. 1986. Evolution in biosynthetic pathways: two enzymes catalyzing consecutive steps in methionine biosynthesis originate from a common ancestor and possess a similar regulatory region. *Proc. Natl. Acad. Sci. USA* **83**:867–871.
 285. Belfort, M., and D. Wulff. 1973. Genetic and biochemical investigation of the *Escherichia coli* mutant *hfl-1* which is lysogenized at high frequency by bacteriophage lambda. *J. Bacteriol.* **115**:299–306.
 286. Belfort, M., G. Maley, J. Pederson-Lane, and F. Maley. 1983. Primary structure of the *Escherichia coli* *thyA* gene and its thymidylate synthase product. *Proc. Natl. Acad. Sci. USA* **80**:4914–4918.
 287. Belin, P., E. Quemener, and P. L. Boquet. 1994. A pleiotropic acid phosphatase-deficient mutant of *Escherichia coli* shows premature termination in the *dsbA* gene. Use of *dsbA::phoA* fusions to localize a structurally important domain in DsbA. *Mol. Gen. Genet.* **242**:23–32.
 288. Belin, P., and P. L. Boquet. 1993. A second gene involved in the formation of disulfide bonds in proteins localized in *Escherichia coli* periplasmic space. *C. R. Acad. Sci. Ser. III* **316**:469–473. (In French.)
 289. Belitskii, B. R., S. T. Kulakauskas, V. V. Sukhodolets, and R. S. Shakulov. 1985. Precise mapping of the *gap* gene involved in guanosine tetraphosphate synthesis and deletion of the *ilvC-gpp* region of *Escherichia coli* chromosome. *Sov. Genet. (Engl. Transl. Genetika)* **22**:1539–1546.
 290. Beljanski, M., and P. Pourgarel. 1970. Showdomycine et biosynthèse d'ARN non complémentaires de 'ADN. *Ann. Inst. Pasteur* **118**:253–276.
 291. Bell, A. W., S. D. Buckel, J. M. Groatke, J. N. Hope, D. H. Kingsley, and A. Hermodson. 1986. The nucleotide sequences of the *rbsD*, *rbsA* and *rbsC* genes of *Escherichia coli* K12. *J. Biol. Chem.* **261**:7652–7658.

292. Bell, P. J., S. C. Andrews, M. N. Sivak, and J. R. Guest. 1989. Nucleotide sequence of the FNR-regulated fumarase gene (*fumB*) of *Escherichia coli* K-12. *J. Bacteriol.* **171**:3494-3503.
293. Belunis, C. J., T. Clementz, S. M. Carty, and C. R. Raetz. 1995. Inhibition of lipopolysaccharide biosynthesis and cell growth following inactivation of the *kdtA* gene in *Escherichia coli*. *J. Biol. Chem.* **270**:27646-27652.
294. Ben-Bassat, A., K. Bauer, S.-Y. Chang, K. Myambo, A. Boosman, and S. Chang. 1987. Processing of the initiation methionine from proteins: properties of the *Escherichia coli* methionine aminopeptidase and its gene structure. *J. Bacteriol.* **169**:751-757.
295. Bencini, D. A., J. E. Houghton, T. A. Hoover, K. F. Folterman, J. R. Wild, and G. A. O'Donovan. 1983. The DNA sequence of *argI* from *Escherichia coli* K12. *Nucleic Acids Res.* **11**:8509-8518.
296. Bendiak, D. S., and J. D. Friesen. 1981. Organization of genes in the four minute region of the *Escherichia coli* chromosome: evidence that *rpsB* and *tsf* are co-transcribed. *Mol. Gen. Genet.* **181**:356-362.
297. Ben-Neria, T., and E. Z. Ron. 1991. A DNA replication gene maps near *terC* in *Escherichia coli* K12. *Mol. Gen. Genet.* **226**:315-317.
298. Ben-Neria, T., and E. Z. Ron. 1995. A cluster of cell division genes maps to the *terC* region of the chromosome of *Escherichia coli* K-12. *Mol. Gen. Genet.* **246**:605-609.
299. Bennett, R. J., and S. C. West. 1996. Resolution of Holliday junctions in genetic recombination: RuvC protein nicks DNA at the point of strand exchange. *Proc. Natl. Acad. Sci. USA* **93**:12217-12222.
300. Bennett, R. L., and M. Malamy. 1970. Arsenate resistant mutants of *Escherichia coli* and phosphate transport. *Biochem. Biophys. Res. Commun.* **40**:469-503.
301. Benov, L., and I. Fridovich. 1995. A superoxide dismutase mimic protects *sodA sodB Escherichia coli* against aerobic heating and stationary-phase death. *Arch. Biochem. Biophys.* **322**:291-294.
302. Benov, L., and I. Fridovich. 1996. Functional significance of the Cu,Zn-SOD in *Escherichia coli*. *Arch. Biochem. Biophys.* **327**:249-253.
303. Benov, L. T., W. F. Beyer, R. D. Stevens, and I. Fridovich. 1996. Purification and characterization of the Cu,Zn SOD from *Escherichia coli*. *Free Radic. Biol. Med.* **21**:117-121.
304. Benson, C. E., S. H. Love, and C. N. Remy. 1970. Inhibition of de novo purine biosynthesis and interconversion by 6-methyl purine in *Escherichia coli*. *J. Bacteriol.* **101**:872-880.
305. Benson, F., S. Collier, and R. G. Lloyd. 1991. Evidence of abortive recombination in *rvv* mutants of *Escherichia coli* K12. *Mol. Gen. Genet.* **225**:266-272.
306. Benson, F. E., G. T. Illing, G. J. Sharples, and R. G. Lloyd. 1988. Nucleotide sequencing of the *rvv* region of *Escherichia coli* K-12 reveals a LexA regulated operon encoding two genes. *Nucleic Acids Res.* **16**:1541-1549.
307. Benson, F. E., and S. C. West. 1994. Substrate specificity of the *Escherichia coli* RuvC protein. Resolution of three- and four-stranded recombination intermediates. *J. Biol. Chem.* **269**:5195-5201.
308. Benson, T., J. L. Marquardt, A. C. Marquardt, F. A. Etzkorn, and C. T. Walsh. 1993. Overexpression, purification, and mechanistic study of UDP-N-acetylenolpyruvylglucosamine reductase. *Biochemistry* **32**:2024-2030.
309. Bentley, J., L. S. Hyatt, K. Ainley, J. H. Parish, R. B. Herbert, and G. R. White. 1993. Cloning and sequence analysis of an *Escherichia coli* gene conferring bicyclomycin resistance. *Gene* **127**:117-120.
310. Bentley, R., and R. Meganathan. 1987. Biosynthesis of the isoprenoid quinones ubiquinone and menaquinone, p. 512-520. *In* F. C. Neidhardt, J. L. Ingraham, K. B. Low, B. Magasanik, M. Schaechter, and H. E. Umbarger (ed.), *Escherichia coli* and *Salmonella typhimurium*: cellular and molecular biology. American Society for Microbiology, Washington, D.C.
311. Beny, G., A. Boyen, D. Charlier, W. Lissens, A. Feller, and N. Glansdorff. 1982. Promoter mapping and selection of operator mutants by using insertion of bacteriophage Mu in the *argECBH* divergent operon of *Escherichia coli* K-12. *J. Bacteriol.* **151**:62-67.
312. Berg, B. L., C. Baron, and V. J. Stewart. 1991. Nitrate-inducible formate dehydrogenase in *Escherichia coli* K-12. II. Evidence that a mRNA stem-loop structure is essential for decoding opal (UGA) as selenocysteine. *J. Biol. Chem.* **266**:22386-22391.
313. Berg, B. L., J. Li, J. Heider, and V. J. Stewart. 1991. Nitrate-inducible formate dehydrogenase in *Escherichia coli* K-12. I. Nucleotide sequence of the *fdnGH* operon and evidence that opal (UGA) encodes selenocysteine. *J. Biol. Chem.* **266**:22380-22385.
314. Berg, B. L., and V. J. Stewart. 1990. Structural genes for nitrate-inducible formate dehydrogenase in *Escherichia coli* K-12. *Genetics* **125**:691-702.
315. Berg, C. M., and J. J. Rossi. 1974. Proline excretion and indirect suppression in *Escherichia coli* and *Salmonella typhimurium*. *J. Bacteriol.* **118**:928-939.
316. Berg, C. M., K. J. Shaw, and D. E. Berg. 1980. The *ivlG* gene is expressed in *Escherichia coli* K-12. *Gene* **12**:165-170.
317. Berg, C. M., K. J. Shaw, J. Vender, and M. Borucka-Mankiewicz. 1979. Physiological characterization of polar Tn5-induced isoleucine-valine auxotrophs in *Escherichia coli*: evidence for an internal promoter in the *ivlOGEDA* operon. *Genetics* **93**:309-319.
318. Berg, K. L., C. L. Squires, and C. Squires. 1987. *In vivo* translation of a region within *rmb* 16S rRNA gene of *Escherichia coli*. *J. Bacteriol.* **169**:1691-1701.
319. Berg, P. E. 1981. Cloning and characterization of the *Escherichia coli* gene coding for alkaline phosphatase. *J. Bacteriol.* **146**:660-667.
320. Bergler, H., D. Abraham, H. Aschauer, and F. Turnowsky. 1994. Inhibition of lipid biosynthesis induces the expression of the *pspA* gene. *Microbiology* **140**:1937-1944.
321. Bergler, H., G. Hogenauer, and F. Turnowsky. 1992. Sequences of the *envM* gene and of two mutated alleles in *Escherichia coli*. *J. Gen. Microbiol.* **138**:2093-2100.
322. Bergler, H., P. Wallner, A. Ebeling, B. Leitinger, S. Fuchsbichler, H. Aschauer, G. Kollenz, G. Hogenauer, and F. Turnowsky. 1994. Protein EnvM is the NADH-dependent enoyl-ACP reductase (FabI) of *Escherichia coli*. *J. Biol. Chem.* **269**:5493-5496.
- 322a. Bergler, H., et al. 1994. GenBank submission U08190.
323. Berlyn, M. K. B., K. B. Low, and K. E. Rudd. 1996. Linkage map of *Escherichia coli* K-12, edition 9, p. 1715-1902. *In* F. C. Neidhardt, R. Curtiss III, J. L. Ingraham, E. C. C. Lin, K. B. Low, B. Magasanik, W. S. Rezerikoff, M. Riley, and H. E. Umbarger (ed.), *Escherichia coli* and *Salmonella*: cellular and molecular biology, 2nd ed. ASM Press, Washington, D.C.
- 323a. Berlyn, M. K. B. 1996. Accessing the E. coli Genetic Stock Center Database, p. 2489-2495. *In* F. C. Neidhardt, R. Curtiss III, J. L. Ingraham, E. C. C. Lin, K. B. Low, B. Magasanik, W. S. Rezerikoff, M. Riley, and H. E. Umbarger (ed.), *Escherichia coli* and *Salmonella*: cellular and molecular biology, 2nd ed. ASM Press, Washington, D.C.
324. Berman-Kurtz, M., E. C. C. Lin, and D. P. Richey. 1971. Promoter-like mutant with increased expression of the glycerol kinase operon of *Escherichia coli*. *J. Bacteriol.* **106**:724-731.
325. Bernstein, H. D., D. Zopf, D. M. Freymann, and P. Walter. 1993. Functional substitution of the signal recognition particle 54-kDa subunit by its *Escherichia coli* homolog. *Proc. Natl. Acad. Sci. USA* **90**:5229-5233.
326. Berry, A., and K. E. Marshall. 1993. Identification of zinc-binding ligands in the class II fructose-1,6-bisphosphate aldolase of *Escherichia coli*. *FEBS Lett.* **318**:11-16.
327. Bertin, P., E. Terao, E. H. Lee, P. Lejeune, C. Colson, A. Danchin, and E. Collatz. 1994. The H-NS protein is involved in the biogenesis of flagella in *Escherichia coli*. *J. Bacteriol.* **176**:5537-5540.
328. Bertino, J. B., and K. A. Stacey. 1966. A suggested mechanism for the selective procedure for isolating thymine-requiring mutants of *Escherichia coli*. *Biochem. J.* **101**:32-33.
329. Betton, J., and M. Hofnung. 1996. Folding of a mutant maltose-binding protein of *Escherichia coli* which forms inclusion bodies. *J. Biol. Chem.* **271**:8046-8052.
330. Betton, J. M., D. Boscus, D. Missiakas, S. Raina, and M. Hofnung. 1996. Probing the structural role of an alpha beta loop of maltose-binding protein by mutagenesis: heat-shock induction by loop variants of the maltose-binding protein that form periplasmic inclusion bodies. *J. Mol. Biol.* **262**:140-150.
331. Betz, J. L. 1986. Cloning and characterization of several dominant-negative and tight-binding mutants of *lac* repressor. *Gene* **42**:283-292.
332. Betzner, A. S., and W. Keck. 1989. Molecular cloning, overexpression and mapping of the *slt* gene encoding the soluble lytic transglycosylase of *Escherichia coli*. *Mol. Gen. Genet.* **219**:489-491.
333. Beutin, L., P. A. Manning, M. Achtman, and N. Willets. 1981. *sfrA* and *sfrB* products of *Escherichia coli* K-12 are transcriptional control factors. *J. Bacteriol.* **145**:840-844.
334. Bewick, M. A., and T. C. Y. Lo. 1980. Localization of the dicarboxylate binding protein in the cell envelope of *Escherichia coli* K12. *Can. J. Biochem.* **58**:885-897.
- 334a. Beyersmann, D., W. Messer, and M. Schlicht. 1974. Mutants of *Escherichia coli* B/r defective in deoxyribonucleic acid initiation: *dnaI*, a new gene for replication. *J. Bacteriol.* **118**:783-789.
335. Beyreuther, K., K. Adler, E. Fanning, C. Murray, A. Klemm, and N. Geisler. 1975. Amino-acid sequence of *lac* repressor from *Escherichia coli*. Isolation, sequence analysis and sequence assembly of tryptic peptides and cyanogen-bromide fragments. *Eur. J. Biochem.* **59**:491-509.
336. Bhagwat, A. S., A. Sohail, and M. Lieb. 1988. A new gene involved in mismatch correction in *Escherichia coli*. *Gene* **74**:155-156.
337. Bhagwat, A. S., A. Sohail, and R. J. Roberts. 1986. Cloning and characterization of the *dcm* locus of *Escherichia coli* K-12. *J. Bacteriol.* **166**:751-755.
338. Bhatnagar, S. K., and M. J. Bessman. 1988. Studies on the mutator gene, *mutT*, of *Escherichia coli*. Molecular cloning of the gene, purification of the gene product, and identification of a novel nucleoside triphosphatase. *J. Biol. Chem.* **263**:8953-8957.
339. Bi, E., and J. Lutkenhaus. 1990. FtsZ regulates frequency of cell division in *Escherichia coli*. *J. Bacteriol.* **172**:2765-2768.
340. Bi, E., and J. Lutkenhaus. 1990. Interaction between the *min* locus and *ftsZ*. *J. Bacteriol.* **172**:5610-5616.
341. Bi, E., and J. Lutkenhaus. 1992. Isolation and characterization of *ftsZ* alleles that affect septal morphology. *J. Bacteriol.* **174**:5414-5423.

342. Bialkowska-Hobrzanska, H., C. A. Gilchrist, and D. T. Denhardt. 1985. *Escherichia coli* *rep* gene: identification of the promoter and N terminus of the *rep* protein. *J. Bacteriol.* **164**:1004–1010.
343. Bialkowska-Hobrzanska, H., and D. Denhardt. 1984. The *rep* mutation. VII. Cloning and analysis of the functional *rep* gene of *Escherichia coli* K-12. *Gene* **28**:93–102.
344. Bianchi, V., P. Reichard, R. Eliasson, E. Pontis, M. Krook, H. Jörnvall, and E. Haggård-Ljungquist. 1993. *Escherichia coli* ferredoxin NADP⁺ reductase: activation of *E. coli* anaerobic ribonucleotide reduction, cloning of the gene (*fpr*), and overexpression of the protein. *J. Bacteriol.* **175**:1590–1595.
345. Bianco, P. R., and S. C. Kowalczykowski. 1997. The recombination hotspot Chi is recognized by the translocating RecBCD enzyme as the single strand of DNA containing the sequence 5'-GCTGGTGG-3'. *Proc. Natl. Acad. Sci. USA* **94**:6706–6711.
346. Bibi, E., and H. R. Kaback. 1992. Functional complementation of internal deletion mutants in the lactose permease of *Escherichia coli*. *Proc. Natl. Acad. Sci. USA* **89**:1524–1528.
347. Bibikov, S. I., R. Biran, K. E. Rudd, and J. S. Parkinson. 1997. A signal transducer for aerotaxis in *Escherichia coli*. *J. Bacteriol.* **179**:4075–4079.
348. Biek, D. P., and S. N. Cohen. 1986. Identification and characterization of *recD*, a gene affecting plasmid maintenance and recombination in *Escherichia coli*. *J. Bacteriol.* **167**:594–603.
349. Bieker, K. L., G. J. Phillips, and T. J. Silhavy. 1990. The *sec* and *prl* genes of *Escherichia coli*. *J. Bioenerg. Biomembr.* **22**:291–310.
350. Bieker, K. L., and T. J. Silhavy. 1990. PrlA (SecY) and PrlG (SecE) interact directly and function sequentially during protein translocation in *E. coli*. *Cell* **61**:833–842.
351. Biel, A. J., and H. E. Umbarger. 1981. Mutations in the *ihvY* gene of *Escherichia coli* K-12 that cause constitutive expression of *ihvC*. *J. Bacteriol.* **146**:718–724.
352. Bierne, H., S. D. Ehrlich, and B. Michel. 1994. Flanking sequences affect replication arrest at the *Escherichia coli* terminator TerB in vivo. *J. Bacteriol.* **176**:4165–4167.
353. Bilous, P. T., and J. H. Weiner. 1988. Molecular cloning and expression of the *Escherichia coli* dimethyl sulfoxide reductase operon. *J. Bacteriol.* **170**:1511–1518.
354. Bilous, P. T., S. T. Cole, W. F. Anderson, and J. H. Weiner. 1988. Nucleotide sequence of the *dmsABC* operon encoding the anaerobic dimethylsulphoxide reductase of *Escherichia coli*. *Mol. Microbiol.* **2**:785–795.
355. Binding, R., G. Romansky, R. M. Bitner, and P. Kuempel. 1981. Isolation and properties of Tn10 insertions in the *rac* locus of *Escherichia coli*. *Mol. Gen. Genet.* **183**:333–340.
356. Bingham, R. J., K. S. Hall, and J. L. Slonczewski. 1990. Alkaline induction of a novel gene locus, *alx*, in *Escherichia coli*. *J. Bacteriol.* **172**:2184–2186.
357. Binkley, J. P., and P. Kuempel. 1986. Genetic mapping in *Escherichia coli* of *tmk*, the locus for dTMP kinase. *J. Bacteriol.* **168**:1457–1458.
358. Biran, D., N. Brot, H. Weissbach, and E. Z. Ron. 1995. Heat shock-dependent transcriptional activation of the *metA* gene of *Escherichia coli*. *J. Bacteriol.* **177**:1374–1379.
359. Biran, D., S. Michaeli, G. Segal, and E. Z. Ron. 1992. Location of the *metA* gene on the physical map of *Escherichia coli*. *J. Bacteriol.* **174**:5753–5754.
360. Birkmann, A., F. Zinoni, G. Sawers, and A. Bock. 1987. Factors affecting transcriptional regulation of the formate-hydrogen-lyase pathway of *Escherichia coli*. *Arch. Microbiol.* **148**:44–51.
361. Bishop, R. E., S. S. Penfold, L. S. Frost, J. V. Holtje, and J. H. Weiner. 1995. Stationary phase expression of a novel *Escherichia coli* outer membrane lipoprotein and its relationship with mammalian apolipoprotein D. Implications for the origin of lipocalins. *J. Biol. Chem.* **270**:23097–23103.
362. Bitner, R. M., and P. Kuempel. 1981. P1 transduction map spanning the replication terminus of *Escherichia coli* K12. *Mol. Gen. Genet.* **184**:208–212.
363. Bitner, R. M., and P. Kuempel. 1982. P1 transduction mapping of the *trg* locus in *rac*⁺ and *rac* strains of *Escherichia coli* K-12. *J. Bacteriol.* **149**:529–533.
364. Biville, F., E. Turlin, and F. Gasser. 1991. Mutants of *Escherichia coli* producing pyrroloquinoline quinone. *J. Gen. Microbiol.* **137**:1775–1782.
365. Bjelland, S., and E. Seeberg. 1996. Different efficiencies of the Tag and Alka DNA glycosylases from *Escherichia coli* in the removal of 3-methyladenine from single-stranded DNA. *FEBS Lett.* **397**:127–129.
366. Bjork, G. R., and K. Kjellin-Straby. 1978. *Escherichia coli* mutants with defects in the biosynthesis of 5-methylamino-methyl-2-thiouridine or 1-methylguanosine in their tRNA. *J. Bacteriol.* **133**:508–517.
367. Black, D. S., A. J. Kelly, M. J. Mardis, and H. S. Moyed. 1991. Structure and organization of *hip*, an operon that affects lethality due to inhibition of peptidoglycan or DNA synthesis. *J. Bacteriol.* **173**:5732–5739.
368. Black, D. S., B. Irwin, and H. S. Moyed. 1994. Autoregulation of *hip*, an operon that affects lethality due to inhibition of peptidoglycan or DNA synthesis. *J. Bacteriol.* **176**:4081–4091.
369. Black, M. E., and D. Hruby. 1991. Nucleotide sequence of the *Escherichia coli* thymidine kinase gene provides evidence for conservation of functional domains and quaternary structure. *Mol. Microbiol.* **5**:373–379.
370. Black, P. N. 1988. The *fadL* gene product of *Escherichia coli* is an outer membrane protein required for uptake of long-chain fatty acids and involved in sensitivity to bacteriophage T2. *J. Bacteriol.* **170**:2850–2854.
371. Black, P. N., C. C. DiRusso, A. K. Metzger, and T. L. Heimert. 1992. Cloning, sequencing, and expression of the *fadD* gene of *Escherichia coli* encoding acyl coenzyme A synthetase. *J. Biol. Chem.* **267**:25513–25520.
372. Black, P. N., S. F. Kianian, C. C. DiRusso, and W. D. Nunn. 1985. Long-chain fatty acid transport in *Escherichia coli*. Cloning, mapping, and expression of the *fadL* gene. *J. Biol. Chem.* **260**:1780–1789.
373. Blair, D. F., D. Y. Kim, and H. C. Berg. 1991. Mutant MotB proteins in *Escherichia coli*. *J. Bacteriol.* **173**:4049–4055.
374. Blair, D. F., and H. C. Berg. 1990. The MotA protein of *E. coli* is a proton-conducting component of the flagellar motor. *Cell* **60**:439–449.
375. Blair, D. F., and H. C. Berg. 1991. Mutations in the MotA protein of *Escherichia coli* reveal domains critical for proton conduction. *J. Mol. Biol.* **221**:1433–1442.
376. Blakely, G., and D. Sherratt. 1996. Determinants of selectivity in Xer site-specific recombination. *Genes Dev.* **10**:762–773.
377. Blakely, G., G. May, R. McCulloch, L. K. Arciszewska, M. E. Burke, S. T. Lovett, and D. J. Sherratt. 1993. Two related recombinases are required for site-specific recombination at *dif* and *cer* in *E. coli* K12. *Cell* **75**:351–361.
378. Blakely, G., S. D. Colloms, G. May, M. E. Burke, and D. J. Sherratt. 1991. *Escherichia coli* XerC recombinase is required for chromosomal segregation at cell division. *New Biol.* **3**:789–798.
379. Blarar, M. A., S. J. Sandler, M.-E. Armengod, L. W. Ream, and A. J. Clark. 1984. Molecular analysis of the *recF* gene of *Escherichia coli*. *Proc. Natl. Acad. Sci. USA* **81**:4622–4626.
380. Blanchin-Roland, S., S. Blanquet, J. M. Schmitter, and G. Fayet. 1986. The gene for *Escherichia coli* diadenosine tetraphosphatase is located immediately clockwise to *folA* and forms an operon with *ksg4*. *Mol. Gen. Genet.* **205**:515–522.
381. Blanco, C., and M. Mata-Gilsinger. 1986. A DNA sequence containing the control sites for the *uxaB* gene of *Escherichia coli*. *J. Gen. Microbiol.* **132**:697–705.
382. Blanco, C., and M. Mata-Gilsinger. 1986. Identification of cyclic AMP-CRP binding sites in the intergenic regulatory *uxaCA-uxuT* region of *Escherichia coli*. *FEMS Microbiol. Lett.* **33**:205–209.
383. Blanco, C., M. Mata-Gilsinger, and P. Ritzenthaler. 1983. Construction of hybrid plasmids containing the *Escherichia coli* *uxaB* gene: analysis of its regulation and direction of transcription. *J. Bacteriol.* **153**:747–755.
384. Blanco, C., M. Mata-Gilsinger, and P. Ritzenthaler. 1985. The use of gene fusions to study the expression of *uidR*, a negative regulatory gene of *Escherichia coli* K-12. *Gene* **36**:159–167.
385. Blanco, C., P. Ritzenthaler, and A. Kolb. 1986. The regulatory region of the *uxaAB* operon in *Escherichia coli* K12. *Mol. Gen. Genet.* **202**:112–119.
386. Blanco, C., P. Ritzenthaler, and M. Mata-Gilsinger. 1982. Cloning and endonuclease restriction analysis of *uidA* and *uidR* genes in *Escherichia coli* K-12: determination of transcription direction for the *uidA* gene. *J. Bacteriol.* **149**:587–594.
387. Blanco, C., P. Ritzenthaler, and M. Mata-Gilsinger. 1985. Nucleotide sequence of a regulatory region of the *uidA* gene in *Escherichia coli* K12. *Mol. Gen. Genet.* **199**:101–105.
388. Blanco, C., P. Ritzenthaler, and M. Mata-Gilsinger. 1986. Negative dominant mutations of the *uidR* gene in *Escherichia coli*: genetic proof for a cooperative regulation of *uidA* expression. *Genetics* **112**:173–182.
389. Blasband, A. J. 1987. Regulation in *Escherichia coli* of the porin protein gene encoded by lambdaoid bacteriophages. *J. Bacteriol.* **169**:2171–2176.
390. Blasband, A. J., W. R. Marcotte, Jr., and C. A. Schnaitman. 1986. Structure of the *lc* and *nmpC* outer membrane porin protein genes of lambdaoid bacteriophage. *J. Biol. Chem.* **261**:12723–12732.
391. Blasco, F., and C. Iobbi. 1990. Nitrate reductases of *Escherichia coli*: sequence of the second nitrate reductase and comparison with that encoded by the *narGHII* operon. *Mol. Gen. Genet.* **222**:104–111.
392. Blasco, F., C. Iobbi, G. Giordano, M. Chippaux, and V. Bonnefoy. 1989. Nitrate reductase of *Escherichia coli*: completion of the nucleotide sequence of the *nar* operon and reassessment of the role of the alpha and beta subunits in iron binding and electron transfer. *Mol. Gen. Genet.* **218**:249–256.
393. Blasco, F., J. Pommier, V. Augier, M. Chippaux, and G. Giordano. 1992. Involvement of the *narI* or *narW* product in the formation of active nitrate reductase in *Escherichia coli*. *Mol. Microbiol.* **6**:221–239.
394. Blattner, F. R., G. Plunkett, C. A. Bloch, N. T. Perna, V. Burland, M. Riley, J. Collado-Vides, J. D. Glasner, C. K. Rode, G. F. Mayhew, J. F. McGregor, N. W. Davis, H. A. Kirkpatrick, M. A. Goeden, D. J. Rose, B. Mau, and Y. Shao. 1997. The complete genome sequence of *Escherichia coli* K-12. *Science* **277**:1453–1474.
395. Blattner, F. R., V. D. Burland, G. Plunkett, H. J. Sofia, and D. L. Daniels. 1993. Analysis of the *Escherichia coli* genome. IV. DNA sequence of the region from 89.2 to 92.8 minutes. *Nucleic Acids Res.* **21**:5408–5417.
- 395a. Blattner, F. R., et al. GenBank submission U00096.
396. Blaut, M., K. Whittaker, A. Valdovinos, B. A. Ackrell, R. P. Gunsalus, and

- G. Cecchini. 1989. Fumarate reductase mutants of *Escherichia coli* that lack covalently bound flavin. *J. Biol. Chem.* **264**:13599–13604.
397. Bledig, S. A., T. M. Ramsier, and M. H. Saier, Jr. 1996. FruR mediates catabolite activation of pyruvate kinase (*pykF*) gene expression in *Escherichia coli*. *J. Bacteriol.* **178**:280–283.
398. Blinkowa, A., W. G. Haldenwang, J. A. Ramsey, J. M. Henson, D. A. Mullin, and J. R. Walker. 1983. Physiological properties of cold-sensitive suppressor mutations of a temperature-sensitive *dnaZ* mutant of *Escherichia coli*. *J. Bacteriol.* **153**:66–75.
399. Blinkowa, A. L., and J. R. Walker. 1990. Programmed ribosomal frameshifting generates the *Escherichia coli* DNA polymerase III gamma subunit from within the tau subunit reading frame. *Nucleic Acids Res.* **18**:1725–1729.
400. Blount, P., S. I. Sukharev, M. J. Schroeder, S. K. Nagle, and C. Kung. 1996. Single residue substitutions that change the gating properties of a mechanosensitive channel in *Escherichia coli*. *Proc. Natl. Acad. Sci. USA* **93**:11652–11657.
401. Blount, P., S. I. Sukharev, P. C. Moe, M. J. Schroeder, H. R. Guy, and C. Kung. 1996. Membrane topology and multimeric structure of a mechanosensitive channel protein of *Escherichia coli*. *EMBO J.* **15**:4798–4805.
402. Bloxham, D. P., C. J. Herbert, I. G. Giles, and S. S. Ner. 1983. The use of bacteriophage M13 carrying defined fragments of the *Escherichia coli gltA* gene to determine the location and structure of the citrate synthase promoter region. *Mol. Gen. Genet.* **191**:499–506.
403. Blum, P. H., S. B. Jovanovic, M. P. McCann, J. E. Schultz, S. A. Lesley, R. R. Burgess, and A. Matin. 1990. Cloning and in vivo and in vitro regulation of cyclic AMP-dependent carbon starvation genes from *Escherichia coli*. *J. Bacteriol.* **172**:3813–3820.
404. Blumenthal, R. M., D. W. Borst, and R. G. Matthews. 1996. Experimental analysis of global gene regulation in *Escherichia coli*. *Prog. Nucleic Acid Res. Mol. Biol.* **55**:1–86.
405. Bock, A., K. Forchhammer, J. Heider, and C. Baron. 1991. Selenoprotein synthesis: an expansion of the genetic code. *Trends Biochem. Sci.* **16**:463–467.
406. Bockamp, E. O., R. Blasco, and E. Vinuela. 1991. *Escherichia coli* thymidine kinase: nucleotide sequence and relationships to other thymidine kinases. *Gene* **101**:9–14.
- 406a. Boehmer, P. E., and P. T. Emmerson. 1992. The RecB subunit of the *Escherichia coli* RecBCD enzyme couples ATP hydrolysis to DNA unwinding. *J. Biol. Chem.* **267**:4981–4987.
407. Boeke, J., F. LaCroute, and G. R. Fink. 1984. A positive selection for mutants lacking orotidine-5'-phosphate decarboxylase activity in yeast: 5-fluoro-orotic acid resistance. *Mol. Gen. Genet.* **197**:345–346.
408. Bogan, J. A., and C. E. Helmstetter. 1996. *mioC* transcription, initiation of replication, and the eclipse in *Escherichia coli*. *J. Bacteriol.* **178**:3201–3206.
409. Bognar, A. L., C. Osborne, and B. Shane. 1987. Primary structure of the *Escherichia coli folC* gene and its foylpolylglutamate synthetase-dihydrofolate synthetase product and regulation of expression by an upstream gene. *J. Biol. Chem.* **262**:12337–12343.
410. Bogosian, G., P. V. Haydock, and R. L. Somerville. 1983. Indolmycin-mediated inhibition and stimulation of transcription at the *trp* promoter of *Escherichia coli*. *J. Bacteriol.* **153**:1120–1123.
411. Bohin, J. P., and E. P. Kennedy. 1984. Mapping of a locus (*mdoA*) that affects the biosynthesis of membrane-derived oligosaccharides in *Escherichia coli*. *J. Bacteriol.* **157**:956–957.
412. Bohm, R., M. Sauter, and A. Bock. 1990. Nucleotide sequence and expression of an operon in *Escherichia coli* coding for formate hydrogenlyase components. *Mol. Microbiol.* **4**:231–243.
413. Bohman, K., and L. A. Isaksson. 1979. Temperature-sensitive mutants in cysteinyl-tRNA ligase of *Escherichia coli* K-12. *Mol. Gen. Genet.* **176**:53–55.
414. Bohman, K., and L. A. Isaksson. 1980. A temperature-sensitive mutant in prolinyl-tRNA ligase of *Escherichia coli* K-12. *Mol. Gen. Genet.* **177**:603–605.
415. Boidol, W., M. Simonis, M. Topert, and G. Siewert. 1982. Recombinant plasmids with genes for the biosynthesis of alkaline phosphatase of *Escherichia coli*. *Mol. Gen. Genet.* **185**:510–512.
416. Boiteux, S., and O. Huisman. 1989. Isolation of a formamidopyrimidine-DNA glycosylase (*fpg*) mutant of *Escherichia coli* K12. *Mol. Gen. Genet.* **215**:300–305.
417. Boiteux, S., T. R. O'Connor, and J. Laval. 1987. Formamidopyrimidine-DNA glycosylase (*fpg*) mutant of *Escherichia coli*: cloning and sequencing of the *fpg* structural gene and overproduction of the protein. *EMBO J.* **6**:3177–3183.
418. Bollen, A., R. Lathe, A. Herzog, D. Denicourt, J.-P. Lecocq, L. Desmarez, and R. Lavallé. 1979. A conditionally lethal mutation of *Escherichia coli* affecting the gene coding for ribosomal protein S2 (*rpsB*). *J. Mol. Biol.* **132**:219–233.
419. Bollinger, J., C. Park, S. Harayama, and G. L. Hazelbauer. 1984. Structure of the Trg protein: homologies with and differences from other sensory transducers of *Escherichia coli*. *Proc. Natl. Acad. Sci. USA* **81**:3287–3291.
420. Bollinger, J. M., D. S. Kwon, G. W. Huisman, R. Kolter, and C. T. Walsh. 1995. Glutathionylspermidine metabolism in *Escherichia coli*. Purification, cloning, overproduction and characterization of a bifunctional glutathionylspermidine synthetase/amidase. *J. Biol. Chem.* **270**:14031–14041.
421. Bongaerts, J., S. Zoske, U. Weidner, and G. Unden. 1995. Transcriptional regulation of the proton translocating NADH dehydrogenase genes (*nuoA-N*) of *Escherichia coli* by electron acceptors, electron donors and gene regulators. *Mol. Microbiol.* **16**:521–534.
422. Bonnefoy, E., and J. Rouviere-Yaniv. 1992. HU, the major histone-like protein of *E. coli*, modulates the binding of IHF to *oriC*. *EMBO J.* **11**:4489–4496.
423. Bonnefoy, V., J. Ratouchniak, F. Blasco, and M. Chippaux. 1997. Organization of the *nar* genes at the *chlZ* locus. *FEMS Microbiol. Lett.* **147**:147–149.
424. Bonnefoy, V., J.-F. Burini, G. Giordano, M. C. Pascal, and M. Chippaux. 1987. Presence in the 'silent' terminus region of the *Escherichia coli* K12 chromosome of cryptic gene(s) encoding a new nitrate reductase. *Mol. Microbiol.* **1**:143–150.
425. Bonnefoy-Orth, V., M. Lepelletier, M. C. Pascal, and M. Chippaux. 1981. Nitrate reductase and cytochrome b (nitrate reductase) structural genes as parts of the nitrate reductase operon. *Mol. Gen. Genet.* **181**:535–540.
426. Bonner, C. A., S. Hays, K. McEntee, and M. F. Goodman. 1990. DNA polymerase II is encoded by the DNA damage-inducible *dinA* gene of *Escherichia coli*. *Proc. Natl. Acad. Sci. USA* **87**:7663–7667.
427. Bonthron, D. T. 1990. L-Asparaginase II of *Escherichia coli* K-12: cloning, mapping and sequencing of the *ansB* gene. *Gene* **91**:101–105.
428. Boos, W., C. Bantlow, D. Benner, and E. Roller. 1983. *cir*, a gene conferring resistance to colicin I, maps between *mgl* and *fpk* on the *Escherichia coli* chromosome. *Mol. Gen. Genet.* **191**:401–406.
429. Boos, W., I. Steinacher, and D. Engelhardt-Altendorf. 1981. Mapping of *mglB*, the structural gene of the galactose-binding protein of *Escherichia coli*. *Mol. Gen. Genet.* **184**:508–518.
430. Boos, W., U. Ehmann, E. Bremer, A. Middendorf, and P. W. Postma. 1987. Trehalase of *Escherichia coli*. Mapping and cloning of its structural gene and identification of the enzyme as a periplasmic protein induced under high osmolarity growth conditions. *J. Biol. Chem.* **262**:13212–13218.
431. Boos, W., U. Ehmann, H. Forkl, W. Klein, M. Rimmele, and P. W. Postma. 1990. Trehalose transport and metabolism in *Escherichia coli*. *J. Bacteriol.* **172**:3450–3461.
432. Boquet, P. L., C. Manoil, and J. Beckwith. 1987. Use of *TnphoA* to detect genes for exported proteins in *Escherichia coli*: identification of the plasmid-encoded gene for a periplasmic acid phosphatase. *J. Bacteriol.* **169**:1663–1669.
433. Borg-Olivier, S. A., D. Tarlinton, and K. D. Brown. 1987. Defective regulation of the phenylalanine biosynthetic operon in mutants of the phenylalanyl-tRNA synthetase operon. *J. Bacteriol.* **169**:1949–1953.
434. Bork, P., C. Sander, and A. Valencia. 1992. An ATPase domain common to prokaryotic cell cycle proteins, sugar kinases, actin, and hsp70 heat shock proteins. *Proc. Natl. Acad. Sci. USA* **89**:7290–7294.
435. Bork, P., and E. V. Koonin. 1993. An expanding family of helices within the 'DEAD/H' superfamily. *Nucleic Acids Res.* **21**:751–752.
436. Bornstein-Forst, S. M., E. McFall, and S. Palchaudhuri. 1987. In vivo D-serine deaminase transcription start sites in wild-type *Escherichia coli* and in *dsdA* promoter mutants. *J. Bacteriol.* **169**:1056–1060.
437. Boronat, A., M. C. Jones-Mortimer, and H. L. Kornberg. 1982. A specialized transducing phage, λ psrA, for the sorbitol phosphotransferase of *Escherichia coli* K12. *J. Gen. Microbiol.* **128**:605–611.
438. Boronat, A., P. Britton, M. C. Jones-Mortimer, H. L. Kornberg, L. G. Lee, D. Murfitt, and F. Parr. 1984. Location on the *Escherichia coli* genome of a gene specifying O-acetylserine (thiol)-lyase. *J. Gen. Microbiol.* **130**:673–685.
439. Boros, I., A. Kiss, and P. Venetianer. 1979. Physical map of the seven ribosomal RNA genes of *Escherichia coli*. *Nucleic Acids Res.* **6**:1817–1830. (Erratum, **6**:2961, 1979.)
440. Boros, I., E. Csordas-Toth, A. Kiss, I. Kiss, I. Torok, A. Udvardy, K. Udvardy, and P. Venetianer. 1983. Identification of two new promoters probably involved in the transcription of a ribosomal RNA gene of *Escherichia coli*. *Biochim. Biophys. Acta* **739**:173–180.
441. Borukhov, S., A. Polyakov, V. Nikiforov, and A. Goldfarb. 1992. GreA protein: a transcription elongation factor from *Escherichia coli*. *Proc. Natl. Acad. Sci. USA* **89**:8899–8902.
442. Borukhov, S., V. Sagitov, and A. Goldfarb. 1993. Transcript cleavage factors from *E. coli*. *Cell* **72**:459–466.
443. Bosch, L., L. Nilsson, E. Vijgenboom, and H. Verbeek. 1990. Fis-dependent transcription-activation of tRNA and rRNA operons of *Escherichia coli*. *Biochim. Biophys. Acta* **1050**:293–301.
444. Boschi-Muller, S., S. Azzi, D. Pollastro, C. Corbler, and G. Branlant. 1997. Comparative enzymatic properties of GapB-encoded erythrose-4-phosphate dehydrogenase of *Escherichia coli* and phosphorylating glyceraldehyde-3-phosphate dehydrogenase. *J. Biol. Chem.* **272**:15106–15112.
445. Bosl, M. 1993. Genetic map of the *tyrT* region of *Escherichia coli* from 27.1 to 27.7 minutes based exclusively on sequence data. *J. Bacteriol.* **175**:7751–7753.

446. **Bosl, M., and H. Kersten.** 1991. A novel RNA product of the *tyrT* operon of *Escherichia coli*. *Nucleic Acids Res.* **19**:5863–5870.
447. **Bosl, M., and H. Kersten.** 1994. Organization and functions of genes in the upstream region of *tyrT* of *Escherichia coli*: phenotypes of mutants with partial deletion of a new gene (*igs*). *J. Bacteriol.* **176**:221–231.
448. **Bossemeyer, D., A. Borchard, D. C. Dosch, G. L. Helmer, W. Epstein, I. R. Booth, and E. P. Bakker.** 1989. K⁺-transport protein TrkA of *Escherichia coli* is a peripheral membrane protein that requires other *trk* gene products for attachment to the cytoplasmic membrane. *J. Biol. Chem.* **264**:16403–16410.
449. **Bossemeyer, D., A. Schlosser, and E. P. Bakker.** 1989. Specific cesium transport via the *Escherichia coli* Kup (TrkD) K⁺ uptake system. *J. Bacteriol.* **171**:2219–2221.
450. **Bost, S., and D. Belin.** 1995. A new genetic selection identifies essential residues in SecE, a component of the *Escherichia coli* protein export machinery. *EMBO J.* **14**:4412–4421.
451. **Bost, S., and D. Belin.** 1997. *prl* mutations in the *Escherichia coli* *secG* gene. *J. Biol. Chem.* **272**:4087–4093.
452. **Botello, E., and A. Jimenez-Sanchez.** 1997. A temperature upshift induces initiation of replication at *oriC* on the *Escherichia coli* chromosome. *Mol. Microbiol.* **26**:133–144.
453. **Bouché, F., and J. P. Bouché.** 1989. Genetic evidence that DicF, a second division inhibitor encoded by the *Escherichia coli* *dicB* operon, is probably RNA. *Mol. Microbiol.* **3**:991–994.
454. **Bouché, J. P.** 1982. Physical map of a 470 × 10³ base-pair region flanking the terminus of DNA replication in the *Escherichia coli* K12 genome. *J. Mol. Biol.* **154**:1–20.
455. **Bouché, J. P., J. P. Gelugne, J. Louarn, J. M. Louarn, and C. Kaiser.** 1982. Relationship between the physical and genetic maps of a 470 × 10³ base-pair region around the terminus of *Escherichia coli* K12 DNA replication. *J. Mol. Biol.* **154**:21–23.
456. **Bouffard, G., K. E. Rudd, and S. Adhya.** 1994. Dependence of lactose metabolism upon mutarotase encoded in the *gal* operon in *Escherichia coli*. *J. Mol. Biol.* **244**:269–278.
457. **Boulanger, P., M. le Maire, M. Bonhivers, S. Dubois, M. Desmadril, and L. Letellier.** 1996. Purification and structural and functional characterization of PhuA, a transporter of the *Escherichia coli* outer membrane. *Biochemistry* **35**:14216–14224.
458. **Bouloc, P., A. Jaffe, and R. D'Ari.** 1989. The *Escherichia coli* *lov* gene product connects peptidoglycan synthesis, ribosomes and growth rate. *EMBO J.* **8**:317–323. (Erratum, **8**:1290.)
459. **Bouma, C. L., N. D. Meadow, E. W. Stover, and S. Roseman.** 1987. II-B^{Glc}, a glucose receptor of the bacterial phosphotransferase system: molecular cloning of *ptsG* and purification of the receptor from an overproducing strain of *Escherichia coli*. *Proc. Natl. Acad. Sci. USA* **84**:930–934.
460. **Bouquin, N., M. X. Chen, S. Kim, F. Vannier, S. Bernard, I. B. Holland, and S. J. Seror.** 1996. Characterization of an *Escherichia coli* mutant, *feeA*, displaying resistance to the calmodulin inhibitor 48/80 and reduced expression of the rare tRNA^{3Leu}. *Mol. Microbiol.* **20**:853–865.
461. **Bourd, G., R. S. Erlagaeva, T. N. Bolshakova, and V. N. Gershanovich.** 1975. Glucose catabolite repression in *Escherichia coli* K12 mutants defective in methyl- α -D-glucose transport. *J. Biochem. (Tokyo)* **53**:419–427.
462. **Bourgerie, S. J., C. M. Michan, M. S. Thomas, S. J. Busby, and E. I. Hyde.** 1997. DNA binding and DNA bending by the MelR transcription activator protein from *Escherichia coli*. *Nucleic Acids Res.* **25**:1685–1693.
463. **Bouvier, J., A. P. Pugsley, and P. Stragier.** 1991. A gene for a new lipoprotein in the *dapA-purC* interval of the *Escherichia coli* chromosome. *J. Bacteriol.* **173**:5523–5531.
464. **Bouvier, J., F. Richaud, C. Richaud, J. C. Patte, and P. Stragier.** 1984. Nucleotide sequence and expression of the *Escherichia coli* *dapB* gene. *J. Biol. Chem.* **259**:14829–14834.
465. **Bouvier, J., J. C. Patte, and P. Stragier.** 1984. Multiple regulatory signals in the control region of the *Escherichia coli* *carAB* operon. *Proc. Natl. Acad. Sci. USA* **81**:4139–4143.
466. **Bouvier, J., and P. Stragier.** 1991. Nucleotide sequence of the *lsp-dapB* interval in *Escherichia coli*. *Nucleic Acids Res.* **19**:180.
467. **Boy, E., F. Borne, and J. C. Patte.** 1979. Isolation and identification of mutants constitutive for aspartokinase III synthesis in *Escherichia coli* K-12. *Biochimie* **61**:1151–1160.
468. **Boyd, A., A. Krikos, and M. Simon.** 1981. Sensory transducers of *E. coli* are encoded by homologous genes. *Cell* **26**:333–343.
469. **Boyd, A., K. Kendall, and M. I. Simon.** 1983. Structure of the serine chemoreceptor in *Escherichia coli*. *Nature* **301**:623–626.
470. **Boyd, L. A., L. Adam, L. Pelcher, A. McHughen, R. Hirji, and G. Selvaraj.** 1991. Characterization of an *Escherichia coli* gene encoding betaine aldehyde dehydrogenase (BADH): structural similarity to mammalian ALDHs and a plant BADH. *Gene* **103**:45–52.
471. **Boye, E., T. Stokke, N. Kleckner, and K. Skarstad.** 1996. Coordinating DNA replication initiation with cell growth: differential roles for DnaA and SeqA proteins. *Proc. Natl. Acad. Sci. USA* **93**:12206–12211.
472. **Boyle, S. M., G. D. Markham, E. W. Hafner, J. M. Wright, H. Tabor, and C. W. Tabor.** 1984. Expression of the cloned genes encoding the putrescine biosynthetic enzymes and methionine adenosyltransferase of *Escherichia coli*. *Gene* **30**:129–136.
473. **Braaten, B. A., J. V. Platko, M. W. van der Woude, B. H. Simons, F. K. de Graaf, J. M. Calvo, and D. A. Low.** 1992. Leucine-responsive regulatory protein controls the expression of both the *pap* and *fan* pili operons in *Escherichia coli*. *Proc. Natl. Acad. Sci. USA* **89**:4250–4254.
474. **Bradbury, A. J., M. J. Gruer, K. E. Rudd, and J. R. Guest.** 1996. The second aconitase (AcoB) of *Escherichia coli*. *Microbiology* **142**:389–400.
475. **Bradshaw, R. A., F. Cancedda, L. H. Ericsson, P. A. Neumann, S. P. Piccoli, M. J. Schlesinger, K. Shriefer, and K. A. Walsh.** 1981. Amino acid sequence of *Escherichia coli* alkaline phosphatase. *Proc. Natl. Acad. Sci. USA* **78**:3473–3477.
476. **Bramley, H. F., and H. L. Kornberg.** 1987. Nucleotide sequence of *bglC*, the gene specifying enzyme II^{bgl} of the PEP:sugar phosphotransferase system in *Escherichia coli* K12 and overexpression of the gene product. *J. Gen. Microbiol.* **133**:563–573.
477. **Brand, B., and W. Boos.** 1991. Maltose transacetylase of *Escherichia coli*. Mapping and cloning of its structural gene, *mac*, and characterization of the enzyme as a dimer of identical polypeptides with a molecular weight of 20,000. *J. Biol. Chem.* **266**:14113–14118.
478. **Brandi, A., P. Pietroni, C. O. Gualerzi, and C. L. Pon.** 1996. Post-transcriptional regulation of CspA expression in *Escherichia coli*. *Mol. Microbiol.* **19**:231–240.
479. **Brandsma, J. A., J. Stoorvogel, C. A. Van Sluis, and P. Van de Putte.** 1982. Effect of *lexA* and *sbp* genes, present on a *uvrA* recombinant plasmid, on the UV survival of *Escherichia coli* K-12. *Gene* **18**:77–85.
480. **Branlant, G., and C. Branlant.** 1985. Nucleotide sequence of the *Escherichia coli* *gap* gene. Different evolutionary behavior of the NAD⁺-binding domain and of the catalytic domain of D-glyceraldehyde-3-phosphate dehydrogenase. *Eur. J. Biochem.* **150**:61–66.
481. **Braun, V.** 1989. The structurally related *exbB* and *tolQ* genes are interchangeable in conferring *tonB*-dependent colicin, bacteriophage, and albomycin sensitivity. *J. Bacteriol.* **171**:6387–6390.
482. **Braun, V., and C. Herrmann.** 1993. Evolutionary relationship of uptake systems for biopolymers in *Escherichia coli*: cross-complementation between the TonB-ExbB-ExbD and the TolA-TolQ-TolR proteins. *Mol. Microbiol.* **8**:261–268.
483. **Braun, V., H. Killmann, and R. Benz.** 1994. Energy-coupled transport through the outer membrane of *Escherichia coli*: small deletions in the gating loop convert the PhuA transport protein into a diffusion channel. *FEBS Lett.* **346**:59–64.
484. **Braun, V., J. Frenz, K. Hantke, and H. Schaller.** 1980. Penetration of colicin M into cells of *Escherichia coli*. *J. Bacteriol.* **142**:162–168.
485. **Braun, V., K. Hantke, and W. Stauder.** 1977. Identification of the *sid* outer membrane receptor protein in *Salmonella typhimurium* SL-1024. *Mol. Gen. Genet.* **155**:227–229.
486. **Braun, V., R. Gross, W. Koster, and L. Zimmerman.** 1983. Plasmid and chromosomal mutants in the iron (III)-aerobactin transport system of *Escherichia coli*. *Mol. Gen. Genet.* **192**:131–139.
487. **Braun, V., and V. Bosch.** 1972. Sequence of the murein-lipoprotein and the attachment site of the lipid. *Eur. J. Biochem.* **28**:51–69.
488. **Braun-Breton, C., and M. Hofnung.** 1981. In vivo and in vitro functional alterations of the bacteriophage lambda receptor to *lamB* missense mutants of *Escherichia coli* K-12. *J. Bacteriol.* **148**:845–852.
489. **Breckenridge, and L. Gorini.** 1970. Genetic analysis of streptomycin resistance in *Escherichia coli*. *Genetics* **65**:9–25.
490. **Breeze, A. S., and E. E. Obaseiki-Ebor.** 1983. Mutations in nitrofurantoin and nitrofurazone resistance in *Escherichia coli* K-12. *J. Gen. Microbiol.* **129**:99–103.
491. **Breines, D. M., S. Ouabdesselam, E. Y. Ng, J. Tankovic, S. Shah, C. J. Soussy, and D. C. Hooper.** 1997. Quinolone resistance locus *nfxD* of *Escherichia coli* is a mutant allele of the *parE* gene encoding a subunit of topoisomerase IV. *Antimicrob. Agents Chemother.* **41**:175–179.
492. **Bremer, E., A. Middendorf, J. Martinussen, and P. Valentin-Hansen.** 1990. Analysis of the *tsx* gene, which encodes a nucleoside-specific channel-forming protein (Tsx) in the outer membrane of *Escherichia coli*. *Gene* **96**:59–65.
493. **Bremer, E., E. Beck, I. Hindennach, I. Sonntag, and U. Henning.** 1980. Cloned structural gene (*ompA*) for an integral outer membrane protein of *Escherichia coli* K-12. *Mol. Gen. Genet.* **179**:13–20.
494. **Bremer, E., P. Gerlach, and A. Middendorf.** 1988. Double negative and positive control of *tsx* expression in *Escherichia coli*. *J. Bacteriol.* **170**:108–116.
495. **Brendel, V., L. Brocchieri, S. J. Sandler, A. J. Clark, and S. Karlin.** 1997. Evolutionary comparisons of RecA-like proteins across all major kingdoms of living organisms. *J. Mol. Evol.* **44**:528–541.
496. **Brent, R., and M. Ptashne.** 1980. The *lexA* gene product represses its own promoter. *Proc. Natl. Acad. Sci. USA* **77**:1932–1936.
497. **Brent, R., and M. Ptashne.** 1981. Mechanism of action of the *lexA* gene product. *Proc. Natl. Acad. Sci. USA* **78**:4204–4208.
498. **Bretton, R., H. Sanfacon, I. A. Papayannopoulos, K. Biemann, and J. LaPointe.** 1986. Glutamyl-tRNA synthetase of *Escherichia coli*: isolation

- and primary structure of the *glx* gene and homology with other aminoacyl-tRNA synthetases. *J. Biol. Chem.* **261**:10610–10617.
499. Brey, R. N., and B. P. Rosen. 1979. Properties of *Escherichia coli* mutants altered in calcium/proton antiport activity. *J. Bacteriol.* **139**:824–834.
500. Brickman, E., L. Soll, and J. R. Beckwith. 1973. Genetic characterization of mutations which affect catabolite-sensitive operons in *Escherichia coli*, including deletions of the gene for adenyl cyclase. *J. Bacteriol.* **116**:582–587.
501. Brickman, T. J., B. A. Ozenberger, and M. A. McIntosh. 1990. Regulation of divergent transcription from the iron-responsive *jepB-entC* promoter-operator regions in *Escherichia coli*. *J. Mol. Biol.* **212**:669–682.
502. Briggs, K. A., W. E. Lancashire, and B. S. Hartley. 1984. Molecular cloning, DNA structure and expression of the *Escherichia coli* D-xylose isomerase. *EMBO J.* **3**:611–616.
503. Brikun, I., K. Suziedelis, and D. E. Berg. 1994. DNA sequence divergence among derivatives of *Escherichia coli* K-12 detected by arbitrary primer PCR (random amplified polymorphic DNA) fingerprinting. *J. Bacteriol.* **176**:1673–1682.
504. Brill, J. A., C. Quinlan-Walsh, and S. Gottesman. 1988. Fine-structure mapping and identification of two regulators of capsule synthesis in *Escherichia coli* K-12. *J. Bacteriol.* **170**:2599–2611.
505. Brinkmann, U., R. E. Mattes, and P. Buckel. 1989. High-level expression of recombinant genes in *Escherichia coli* is dependent on the availability of the *dnaY* gene product. *Gene* **85**:109–114.
506. Brissette, J. L., L. Weiner, T. L. Ripmaster, and P. Model. 1991. Characterization and sequence of the *Escherichia coli* stress-induced *psp* operon. *J. Mol. Biol.* **220**:35–48.
507. Brissette, J. L., M. Russel, L. Weiner, and P. Model. 1990. Phage shock protein, a stress protein of *Escherichia coli*. *Proc. Natl. Acad. Sci. USA* **87**:862–866.
508. Britton, P., A. Boronat, D. A. Hartley, M. C. Jones-Mortimer, H. L. Kornberg, and F. Parra. 1983. Phosphotransferase-mediated regulation of carbohydrate utilization in *Escherichia coli* K12: location of the *gsr* (*tgs*) and *tex* (*crr*) genes by specialized transduction. *J. Gen. Microbiol.* **129**:349–356.
509. Britton, P., D. Murfitt, F. Parra, M. C. Jones-Mortimer, and H. L. Kornberg. 1982. Phosphotransferase-mediated regulation of carbohydrate utilization in *Escherichia coli* K12: identification of the products of genes on the specialized transducing phages lambda *tex* (*crr*) and lambda *gsr* (*tgs*). *EMBO J.* **1**:907–911.
510. Britton, P., L. G. Lee, D. Murfitt, A. Boronat, M. C. Jones-Mortimer, and H. L. Kornberg. 1984. Location and direction of transcription of the *ptsH* and *ptsI* genes on the *Escherichia coli* K12 genome. *J. Gen. Microbiol.* **130**:861–868.
511. Brody, H., A. Greener, and C. W. Hill. 1985. Excision and reintegration of the *Escherichia coli* K-12 chromosomal element. *J. Bacteriol.* **161**:1112–1117.
512. Brody, H., and C. W. Hill. 1988. Attachment site of the genetic element e14. *J. Bacteriol.* **170**:2040–2044.
513. Brok, R. G. P. M., E. Brinkman, R. van Boxtel, A. C. A. P. A. Bekkers, H. M. Verheij, and J. Tommassen. 1994. Molecular characterization of enterobacterial *pldA* genes encoding outer membrane phospholipase A. *J. Bacteriol.* **176**:861–870.
514. Brombach, M., and C. L. Pon. 1987. The unusual translational initiation codon AUU limits the expression of the *infC* (initiation factor IF3) gene of *Escherichia coli*. *Mol. Gen. Genet.* **208**:94–100.
515. Brondsted, L., and T. Atlung. 1994. Anaerobic regulation of the hydrogenase 1 (*hya*) operon of *Escherichia coli*. *J. Bacteriol.* **176**:5423–5428.
516. Brondsted, L., and T. Atlung. 1996. Effect of growth conditions on expression of the acid phosphatase (*cpx-appa*) operon and the *appY* gene, which encodes a transcriptional activator of *Escherichia coli*. *J. Bacteriol.* **178**:1556–1564.
517. Brooke, J. S., and M. A. Valvano. 1996. Biosynthesis of inner core lipopolysaccharide in enteric bacteria: identification and characterization of a conserved phosphoheptose isomerase. *J. Biol. Chem.* **271**:3608–3614.
518. Brooks, J. E., R. M. Blumenthal, and T. R. Gingeras. 1983. The isolation and characterization of the *Escherichia coli* DNA adenine methylase (*dam*) gene. *Nucleic Acids Res.* **11**:837–851.
519. Broome-Smith, J. K., A. Edelman, S. Yousif, and B. G. Spratt. 1985. The nucleotide sequences of the *ponA* and *ponB* genes encoding penicillin-binding proteins 1A and 1B of *Escherichia coli* K-12. *Eur. J. Biochem.* **147**:437–466.
520. Broome-Smith, J. K., I. Ioannidis, A. Edelman, and B. G. Spratt. 1988. Nucleotide sequences of the penicillin-binding protein 5 and 6 genes of *Escherichia coli*. *Nucleic Acids Res.* **16**:1617.
521. Brosh, R. M., and S. W. Matson. 1995. Mutations in motif II of *Escherichia coli* DNA helicase II render the enzyme nonfunctional in both mismatch repair and excision repair with differential effects on the unwinding reaction. *J. Bacteriol.* **177**:5612–5621.
522. Brosius, J., A. Ullrich, M. A. Raker, A. Gray, T. J. Dull, R. R. Gutell, and H. F. Noller. 1981. Construction and fine mapping of recombinant plasmids containing the *rmB* ribosomal RNA operon of *E. coli*. *Plasmid* **6**:112–118.
523. Brosius, J., T. J. Dull, D. D. Sleeter, and H. F. Noller. 1981. Gene organization and primary structure of a ribosomal RNA operon from *Escherichia coli*. *J. Mol. Biol.* **148**:107–127.
524. Brosius, J., T. J. Dull, and H. F. Noller. 1980. Complete nucleotide sequence of a 23S ribosomal RNA gene from *Escherichia coli*. *Proc. Natl. Acad. Sci. USA* **77**:201–204.
525. Brot, N., M. A. Rahman, J. Moskovitz, and H. Weissbach. 1995. *Escherichia coli* peptide methionine sulfoxide reductase: cloning, high expression, and purification. *Methods Enzymol.* **251**:462–470.
526. Brotoorne-Lannoye, A., and G. Maenhaut-Michel. 1986. Role of RecA protein in untargeted UV mutagenesis of bacteriophage lambda: evidence for the requirement for the *dinB* gene. *Proc. Natl. Acad. Sci. USA* **83**:3904–3908.
527. Brown, E. D., E. I. Vivas, C. T. Walsh, and R. Kolter. 1995. MurA (MurZ), the enzyme that catalyzes the first committed step in peptidoglycan biosynthesis, is essential in *Escherichia coli*. *J. Bacteriol.* **177**:4194–4197.
528. Brown, K., P. W. Finch, I. D. Hickson, and P. T. Emmerson. 1987. Complete nucleotide sequence of the *Escherichia coli argA* gene. *Nucleic Acids Res.* **15**:10586.
529. Brown, K. D. 1970. Formation of aromatic amino acid pools in *Escherichia coli* K-12. *J. Bacteriol.* **104**:177–188.
530. Brown, K. D., M. C. Jones-Mortimer, and H. L. Kornberg. 1977. The enzymic interconversion of acetate and acetyl-coenzyme A in *Escherichia coli*. *J. Gen. Microbiol.* **102**:327–336.
531. Brown, K. D., and R. L. Somerville. 1971. Repression of aromatic amino acid biosynthesis in *Escherichia coli* K-12. *J. Bacteriol.* **108**:386–399.
532. Brown, K. L., and K. T. Hughes. 1995. The role of anti-sigma factors in gene regulation. *Mol. Microbiol.* **16**:397–404.
533. Brown, S., B. Albrechtsen, S. Pedersen, and P. Klemm. 1982. Localization and regulation of the structural gene for transcription-termination factor *rho* of *Escherichia coli*. *J. Mol. Biol.* **162**:283–298.
534. Brown, S., and M. J. Fournier. 1984. The 4.5S RNA gene of *Escherichia coli* is essential for cell growth. *J. Mol. Biol.* **178**:533–550.
535. Bruce, I., J. Hardy, and K. A. Stacey. 1984. Potentiation by purines of the growth-inhibitory effects of sulphonamides on *Escherichia coli* K-12 and the location of the gene which mediates this effect. *J. Gen. Microbiol.* **130**:2489–2495.
536. Brucker, R., R. Levitz, E. Yagil, and I. Friedberg. 1984. Complementation tests between mutations in the phosphate-specific transport region of *Escherichia coli*. *Curr. Microbiol.* **10**:303–308.
537. Bruckner, R., and H. Matsuura. 1981. *In vivo* synthesis of a polycistronic messenger RNA for the ribosomal proteins L11, L1, L10, and L7/12 in *Escherichia coli*. *Mol. Gen. Genet.* **183**:277–282.
538. Brun, Y. V., and J. Lapointe. 1990. Locations of genes in the 52-minute region on the physical map of *Escherichia coli* K-12. *J. Bacteriol.* **172**:4746–4747.
539. Brun, Y. V., R. Breton, P. Lanouette, and J. LaPointe. 1990. Precise mapping and comparison of two evolutionarily related regions of the *Escherichia coli* K-12 chromosome. Evolution of *valU* and *lysT* from an ancestral tRNA operon. *J. Mol. Biol.* **214**:825–843.
540. Brundage, L., C. J. Fimmel, S. Mizushima, and W. Wickner. 1992. SecY, SecE and band 1 form the membrane-embedded domain of *Escherichia coli* preprotein translocase. *J. Biol. Chem.* **267**:4166–4170.
541. Brune, M., R. Schumann, and F. Wittinghofer. 1985. Cloning and sequencing of the adenylate kinase gene (*adk*) of *Escherichia coli*. *Nucleic Acids Res.* **13**:7139–7151.
542. Bruni, C. B., A. M. Musti, R. Frunzio, and F. Blasi. 1980. Structural and physiological studies of the *Escherichia coli* histidine operon inserted into plasmid vectors. *J. Bacteriol.* **142**:32–42.
543. Bruni, C. B., V. Colantuoni, L. Sbordone, R. Cortese, and F. Blasi. 1977. Biochemical and regulatory properties of *Escherichia coli* K-12 *hisT* mutants. *J. Bacteriol.* **130**:4–10.
544. Brusilow, W. S., A. C. G. Porter, and R. D. Simoni. 1983. Cloning and expression of *uncI*, the first gene of the *unc* operon of *Escherichia coli*. *J. Bacteriol.* **155**:1265–1270.
545. Bryan, S. K., and R. E. Moses. 1984. Map location of the *pcbA* mutation and physiology of the mutant. *J. Bacteriol.* **158**:216–221.
546. Bryant, R. E., and P. S. Sypher. 1974. Genetic analysis of cold-sensitive ribosome maturation mutants of *Escherichia coli*. *J. Bacteriol.* **117**:1082–1092.
547. Brzoska, P., M. Rimmele, K. Brzostek, and W. Boos. 1994. The *pho* regulon-dependent Ugp uptake system for glycerol-3-phosphate in *Escherichia coli* is *trans* inhibited by P_i. *J. Bacteriol.* **176**:15–20.
548. Brzoska, P., and W. Boos. 1988. Characteristics of a *ugp*-encoded and *phoB*-dependent glycerophosphoryl diester phosphodiesterase which is physically dependent on the *ugp* transport system of *Escherichia coli*. *J. Bacteriol.* **170**:4125–4135.
549. Buchel, D. E., B. Gronenborn, and B. Muller-Hill. 1980. Sequence of the lactose permease gene. *Nature* **283**:541–545.
550. Buchet, A., K. Eichler, and M. A. Mandrand-Berthelot. 1998. Regulation

- of the carnitine pathway in *Escherichia coli*: investigation of the *cai-fix* divergent promoter region. *J. Bacteriol.* **180**:2599–2608.
551. **Buck, D., and J. R. Guest.** 1989. Overexpression and site-directed mutagenesis of the succinyl-CoA synthetase of *Escherichia coli* and nucleotide sequence of a gene (*g30*) that is adjacent to the *suc* operon. *Biochem. J.* **260**:737–747.
552. **Buck, D., M. E. Spencer, and J. R. Guest.** 1985. Primary structure of the succinyl-CoA synthetase of *Escherichia coli*. *Biochemistry* **24**:6245–6252.
553. **Buck, D., M. E. Spencer, and J. R. Guest.** 1986. Cloning and expression of the succinyl-CoA synthetase genes of *Escherichia coli* K12. *J. Gen. Microbiol.* **132**:1753–1762.
554. **Buckel, P., A. Buchberger, A. Bock, and H. G. Wittmann.** 1977. Alteration of ribosomal protein L6 in mutants of *Escherichia coli* resistant to gentamicin. *Mol. Gen. Genet.* **158**:47–54.
555. **Bueno, R., G. Pahel, and B. Magasanik.** 1985. Role of *glnB* and *glnD* gene products in regulation of the *glnALG* operon of *Escherichia coli*. *J. Bacteriol.* **164**:816–822.
556. **Buhk, H.-J., and W. Messer.** 1983. The replication origin region of *Escherichia coli*: nucleotide sequence and functional units. *Gene* **24**:265–279.
557. **Buhr, A., G. A. Daniels, and B. Erni.** 1992. The glucose transporter of *Escherichia coli*. Mutants with impaired translocation activity that retain phosphorylation activity. *J. Biol. Chem.* **267**:3847–3851.
558. **Bukhari, A. I., and A. L. Taylor.** 1971. Genetic analysis of diaminopimelic acid- and lysine-requiring mutants of *Escherichia coli*. *J. Bacteriol.* **105**:844–854.
559. **Bulawa, C. E., and R. H. Raetz.** 1982. Function of CDP-diglyceride hydrolase in membranes of *E. coli*, abstr. P48:4, p. 131. In Program and abstracts of the XIII International Congress of Microbiology. American Society for Microbiology, Washington, D.C.
560. **Bulawa, C. E., and C. R. H. Raetz.** 1984. Isolation and characterization of *Escherichia coli* strains defective in CDP-diglyceride hydrolase. *J. Biol. Chem.* **259**:11257–11264.
561. **Bull, H. J., and S. Hayes.** 1996. The *grpD55* locus of *Escherichia coli* appears to be an allele of *dnabB*. *Mol. Gen. Genet.* **252**:755–760.
562. **Burd, G. I., T. R. Gabrielyan, T. N. Bol'shakova, and V. N. Gershanovich.** 1980. Study of linkage with *pts* genes of pleiotropic mutation affecting expression of catabolite-sensitive genes in *Escherichia coli* K-12. *Sov. Genet. (Engl. Transl. Genetika)* **16**:622–629.
563. **Burdett, V.** 1993. tRNA modification activity is necessary for Tet(M)-mediated tetracycline resistance. *J. Bacteriol.* **175**:7209–7215.
564. **Burgers, P. M. J., A. Kornberg, and Y. Sakakibara.** 1981. The *dnan* gene codes for the β subunit of DNA polymerase III holoenzyme of *Escherichia coli*. *Proc. Natl. Acad. Sci. USA* **78**:5391–5395.
565. **Burgess, R. R., C. A. Gross, W. Walter, and P. A. Lowe.** 1979. Altered chemical properties in three mutants of *E. coli* RNA polymerase sigma subunit. *Mol. Gen. Genet.* **175**:251–257.
566. **Burkhardt, R., and V. Braun.** 1987. Nucleotide sequence of the *fhuC* and *fhuD* genes involved in iron (III) hydroxamate transport: domains in FhuC homologous to ATP-binding proteins. *Mol. Gen. Genet.* **209**:49–55.
567. **Burkholder, W. F., X. Zhao, X. Zhu, W. A. Hendrickson, A. Gragerov, and M. E. Gottesman.** 1996. Mutations in the C-terminal fragment of DnaK affecting peptide binding. *Proc. Natl. Acad. Sci. USA* **93**:10632–10637.
568. **Burland, V. D., G. Plunkett, D. L. Daniels, and F. R. Blattner.** 1993. DNA sequence and analysis of 136 kilobases of the *Escherichia coli* genome: organizational symmetry around the origin of replication. *Genomics* **16**:551–561.
569. **Burland, V. D., G. Plunkett, H. J. Sofia, D. L. Daniels, and F. R. Blattner.** 1995. Analysis of the *Escherichia coli* genome. VI. DNA sequence of the region from 92.8 through 100 minutes. *Nucleic Acids Res.* **23**:2105–2119.
570. **Burlingame, R. P.** 1983. The degradation of 3-phenylpropionic acid by *Escherichia coli*. Ph.D. thesis. University of Minnesota, Minneapolis-St. Paul.
571. **Burlingame, R. P., L. Wyman, and P. J. Chapman.** 1986. Isolation and characterization of *Escherichia coli* mutants defective for phenylpropionate degradation. *J. Bacteriol.* **168**:55–64.
572. **Burman, L. G., and K. Nordstrom.** 1971. Colicin tolerance induced by ampicillin resistance in a strain of *Escherichia coli* K-12. *J. Bacteriol.* **106**:1–13.
573. **Burnett, B. P., A. L. Horwich, and K. B. Low.** 1994. A carboxy-terminal deletion impairs the assembly of GroEL and confers a pleiotropic phenotype in *Escherichia coli* K-12. *J. Bacteriol.* **176**:6980–6985.
574. **Burns, D. M., and I. R. Beacham.** 1986. Nucleotide sequence and transcriptional analysis of the *E. coli ushA* gene, encoding periplasmic UDP-sugar hydrolase (5'-nucleotidase): regulation of the *ushA* gene, and the signal sequence of its encoded protein product. *Nucleic Acids Res.* **14**:4325–4342.
575. **Burns, D. M., M. J. Burger, and I. R. Beacham.** 1995. Silent genes in bacteria: the previously designated 'cryptic' *ihvH1* locus of '*Salmonella typhimurium* LT2' is active in natural isolates. *FEMS Microbiol. Lett.* **131**:167–172.
576. **Burova, E., S. C. Hung, V. Sagitov, B. L. Stitt, and M. E. Gottesman.** 1995. *Escherichia coli* NusG protein stimulates transcription elongation rates in vivo and in vitro. *J. Bacteriol.* **177**:1388–1392.
577. **Burton, K.** 1977. Transport of adenine, hypoxanthine and uracil into *Escherichia coli*. *Biochem. J.* **168**:195–204.
578. **Burton, K.** 1983. Transport of nucleic acid bases into *Escherichia coli*. *J. Gen. Microbiol.* **129**:3505–3513.
579. **Burton, Z. F., C. A. Gross, K. Watanabe, and R. R. Burgess.** 1983. The operon that encodes the σ subunit of RNA polymerase also encodes ribosomal protein S21 and DNA primase in *E. coli* K12. *Cell* **32**:335–349.
580. **Burton, Z. F., R. R. Burgess, J. Lin, D. Moore, S. Holder, and C. A. Gross.** 1981. The nucleotide sequence of the cloned *rpoD* gene for the RNA polymerase sigma subunit from *E. coli* K12. *Nucleic Acids Res.* **9**:2889–2903.
581. **Busby, S. J., H. Aiba, and B. de Crombrugge.** 1982. Mutations in the *Escherichia coli* operon that define two promoters and the binding site of the cyclic AMP receptor protein. *J. Mol. Biol.* **154**:211–227.
582. **Butler, J. S., M. Springer, J. Dondon, M. Graffe, and M. Grunberg-Manago.** 1986. *Escherichia coli* protein synthesis initiation factor IF3 controls its own gene expression at the translational level in vivo. *J. Mol. Biol.* **192**:767–780.
583. **Butler, J. S., M. Springer, and M. Grunberg-Manago.** 1987. AUU-to-AUG mutation in the initiator codon of the translation initiation factor IF3 abolishes translational autocontrol of its own gene (*infC*) in vivo. *Proc. Natl. Acad. Sci. USA* **84**:4022–4025.
584. **Buttin, G.** 1963. Mecanismes regulateurs dans la biosynthese des enzymes du metabolisme du galactose chez *Escherichia coli* K12. II. Le determinisme genetique de la regulation. *J. Mol. Biol.* **7**:183–205.
585. **Buxton, R. S.** 1971. Genetic analysis of *Escherichia coli* K-12 mutants resistant to bacteriophage BF23 and the E-group colicins. *Mol. Gen. Genet.* **113**:154–156.
586. **Buxton, R. S., K. Hammer-Jespersen, and P. Valentin-Hansen.** 1980. A second purine nucleoside phosphorylase in *Escherichia coli* K12. I. Xanthosine phosphorylase regulatory mutants isolated as secondary-site revertants of a *deoD* mutant. *Mol. Gen. Genet.* **179**:331–340.
587. **Buxton, R. S., and L. S. Drury.** 1983. Cloning and insertional inactivation of the *dye* (*sfrA*) gene, mutation of which affects sex factor F expression and *dye* sensitivity of *Escherichia coli* K-12. *J. Bacteriol.* **154**:1309–1314.
588. **Buxton, R. S., and L. S. Drury.** 1984. Identification of the *dye* gene product, mutational loss of which alters envelope protein composition and also affects sex factor F expression in *Escherichia coli*. *Mol. Gen. Genet.* **194**:241–247.
589. **Bylund, G. O., B. C. Persson, L. A. Lundberg, and P. M. Wikstrom.** 1997. A novel ribosome-associated protein is important for efficient translation in *Escherichia coli*. *J. Bacteriol.* **179**:4567–4574.
590. **Bylund, G. O., L. C. Wipemo, L. A. Lundberg, and P. M. Wikstrom.** 1998. RimM and RbfA are essential for efficient processing of 16S rRNA in *Escherichia coli*. *J. Bacteriol.* **180**:73–82.
591. **Bylund, J. E., M. A. Haines, K. Walsh, P. Bouloc, R. D'Ari, and M. L. Higgins.** 1991. Buoyant density studies of several mecillinam-resistant and division mutants of *Escherichia coli*. *J. Bacteriol.* **173**:5396–5402.
592. **Byrne, C., H. W. Stokes, and K. A. Ward.** 1989. Nucleotide sequence of the *aceB* gene encoding malate synthase A in *Escherichia coli*. *Nucleic Acids Res.* **16**:9342.
593. **Byrne, C. R., R. S. Monroe, K. A. Ward, and N. M. Kredich.** 1988. DNA sequences of the *cysK* regions of *Salmonella typhimurium* and *Escherichia coli* and linkage of the *cysK* regions to *ptsH*. *J. Bacteriol.* **170**:3150–3157.
594. **Bystrom, A. S., A. von Gabain, and G. R. Bjork.** 1989. Differentially expressed *trmD* ribosomal protein operon of *Escherichia coli* is transcribed as a single polycistronic mRNA species. *J. Mol. Biol.* **208**:575–586.
595. **Bystrom, A. S., and G. R. Bjork.** 1982. Chromosomal location and cloning of the gene (*trmD*) responsible for the synthesis of tRNA (m¹G) methyltransferase in *Escherichia coli* K-12. *Mol. Gen. Genet.* **188**:440–446.
596. **Bystrom, A. S., G. R. Bjork.** 1982. The structural gene (*trmD*) for the tRNA(m¹G)methyltransferase is part of a four polypeptide operon in *Escherichia coli* K-12. *Mol. Gen. Genet.* **188**:447–454.
597. **Bystrom, A. S., K. J. Hjalmarsson, P. M. Wikstrom, and G. R. Bjork.** 1983. The nucleotide sequence of an *Escherichia coli* operon containing genes for the tRNA(m¹G)methyltransferase, the ribosomal proteins S16 and L19 and a 21-K polypeptide. *EMBO J.* **2**:899–905.
598. **Cabelli, R. J., L. Chen, P. C. Tai, and D. B. Oliver.** 1988. SecA protein is required for secretory protein translocation into *E. coli* membrane vesicles. *Cell* **55**:683–692.
599. **Cabrera, M., Y. Nghiem, and J. H. Miller.** 1988. *mutM*, a second mutator locus in *Escherichia coli* that generates G · C → T · A transversions. *J. Bacteriol.* **170**:5405–5407.
600. **Cai, J., and M. S. DuBow.** 1996. Expression of the *Escherichia coli* chromosomal *ars* operon. *Can. J. Microbiol.* **42**:662–671.
601. **Cai, X. Y., M. E. Maxon, B. Redfield, R. Glass, N. Brot, and H. Weissbach.** 1989. Methionine synthesis in *Escherichia coli*: effect of the MetR protein on *metE* and *metH* expression. *Proc. Natl. Acad. Sci. USA* **86**:4407–4411.
602. **Caillet, J.** 1990. Genetic mapping of *pheV*, an *Escherichia coli* gene for tRNA(Phe). *Mol. Gen. Genet.* **220**:317–319.
603. **Caillet, J., and D. Pages.** 1991. Precise physical mapping of the *Escherichia*

- coli pheU* transcription unit. FEBS Lett. **292**:45–47.
604. Caillet, J., J. A. Plumbbridge, and M. Springer. 1985. Evidence that *pheV*, a gene for tRNA^{Phe} of *E. coli*, is transcribed from tandem promoters. Nucleic Acids Res. **13**:3699–3710.
 605. Caillet, J., and L. Droogmans. 1988. Molecular cloning of the *Escherichia coli miaA* gene involved in the formation of the $\Delta 2$ -isopentenyl adenosine in tRNA. J. Bacteriol. **170**:4147–4152.
 606. Cain, B., P. J. Norton, W. Eubanks, H. S. Nick, and C. M. Allen. 1993. Amplification of the *bacA* gene confers bacitracin resistance to *Escherichia coli*. J. Bacteriol. **175**:3784–3789.
 607. Calamita, G., B. Kempf, K. E. Rudd, M. Bonhivers, S. Kneip, W. R. Bishai, E. Bremer, and P. Agre. 1997. The aquaporin-Z water channel gene of *Escherichia coli*: structure, organization and phylogeny. Biol. Cell **89**:321–329.
 608. Calamita, G., W. R. Bishai, G. M. Preston, W. B. Guggino, and P. Agre. 1995. Molecular cloning and characterization of AqpZ, a water channel from *Escherichia coli*. J. Biol. Chem. **270**:29063–29066.
 609. Caldeira de Araujo, A., and A. Favre. 1986. Near ultraviolet DNA damage induces the SOS responses in *Escherichia coli*. EMBO J. **5**:175–179.
 610. Calendar, R., B. Lindquist, G. Sironi, and A. J. Clark. 1970. Characterization of REP⁻ mutants and their interaction with P2 phage. Virology **40**:72–83.
 611. Calendar, R., E. Ljungquist, G. Deho, D. C. Usher, R. Goldstein, P. Youderian, G. Sironi, and E. W. Six. 1981. Lysogenization by satellite phage P4. Virology **113**:20–38.
 612. Calendar, R., J. W. Erickson, C. Halling, and A. Nolte. 1988. Deletion and insertion mutations in the *rpoH* gene of *Escherichia coli* that produce functional σ^{32} . J. Bacteriol. **170**:3479–3484.
 613. Calhoun, D. H., J. W. Wallen, L. Traub, J. E. Gray, and H.-F. Kung. 1985. Internal promoter in the *ilvGEDA* transcription unit of *Escherichia coli* K-12. J. Bacteriol. **161**:128–132.
 614. Calhoun, D. H., L. Traub, J. W. Wallen, J. E. Gray, and S. K. Guterman. 1984. Location of the *rho* gene and characterization of λ *ilv-gal* derivatives of λ *ilv-rho* bacteriophage. Mol. Gen. Genet. **193**:205–209.
 615. Calhoun, M. W., G. Newton, and R. B. Gennis. 1991. Physical map locations of genes encoding components of the aerobic respiratory chain of *Escherichia coli*. J. Bacteriol. **173**:1569–1570.
 616. Calhoun, M. W., and R. B. Gennis. 1993. Demonstration of separate genetic loci encoding distinct membrane-bound respiratory NADH dehydrogenases in *Escherichia coli*. J. Bacteriol. **175**:3013–3019.
 617. Callahan, A. M., B. L. Frazier, and J. S. Parkinson. 1987. Chemotaxis in *Escherichia coli*: construction and properties of λ *tsr* transducing phage. J. Bacteriol. **169**:1246–1253.
 618. Callahan, C., and M. P. Deutscher. 1996. Identification and characterization of the *Escherichia coli rbn* gene encoding the tRNA processing enzyme RNase BN. J. Bacteriol. **178**:7329–7332.
 619. Callebaut, I., and J. P. Mornon. 1995. Trigger factor, one of the *Escherichia coli* chaperone proteins, is an original member of the FKBP family. FEBS Lett. **374**:211–215.
 620. Calos, M. P., and J. H. Miller. 1980. DNA sequence alteration resulting from a mutation impairing promoter function in the *lac* repressor gene. Mol. Gen. Genet. **178**:225–227.
 621. Cam, K., G. Rome, H. M. Krisch, and J. P. Bouché. 1996. RNase E processing of essential cell division genes mRNA in *Escherichia coli*. Nucleic Acids Res. **24**:3065–3070.
 622. Cam, K., S. Bejar, D. Gil, and J. P. Bouché. 1988. Identification and sequence of gene *dicB*: translation of the division inhibitor from an in-phase internal start. Nucleic Acids Res. **16**:6327–6338.
 623. Camakaris, H., and J. Pittard. 1982. Autoregulation of the *tyrR* gene. J. Bacteriol. **150**:70–75.
 624. Campbell, A., R. Chang, D. Barker, and G. Ketner. 1980. Biotin regulatory (*bir*) mutations of *Escherichia coli*. J. Bacteriol. **142**:1025–1028.
 625. Campbell, A., S. J. Schneider, and B. Song. 1992. Lambdaoid phages as elements of bacterial genomes. Genetics **86**:259–267.
 626. Campbell, H. D., B. L. Rogers, and I. G. Young. 1984. Nucleotide sequence of the respiratory D-lactate dehydrogenase gene of *Escherichia coli*. Eur. J. Biochem. **144**:367–373.
 627. Campbell, J., J. Lengyel, and J. Langridge. 1973. Evolution of a second gene for B-galactosidase in *Escherichia coli*. Proc. Natl. Acad. Sci. USA **70**:1841–1845.
 628. Campbell, J. L., and N. Kleckner. 1990. *E. coli oriC* and the *dnaA* gene promoter are sequestered from *dam* methyltransferase following the passage of the chromosomal replication fork. Cell **62**:967–979.
 629. Canellakis, E. S., A. A. Paterakis, S. C. Huang, C. A. Panagiotidis, and D. A. Kyriakidis. 1993. Identification, cloning and nucleotide sequencing of the ornithine decarboxylase antizyme gene of *Escherichia coli*. Proc. Natl. Acad. Sci. USA **90**:7129–7133.
 630. Cannon, M., T. Cabezon, and A. Bollen. 1974. Mapping of neamine resistance: identification of two genetic loci, *neaA* and *neaB*. Mol. Gen. Genet. **130**:321–326.
 631. Cao, G. J., J. Pogliano, and N. Sarkar. 1996. Identification of the coding region for a second poly(A) polymerase in *Escherichia coli*. Proc. Natl. Acad. Sci. USA **93**:11580–11585.
 632. Cao, G. J., and N. Sarkar. 1992. Identification of the gene for an *Escherichia coli* poly(A) polymerase. Proc. Natl. Acad. Sci. USA **89**:10380–10384.
 633. Cao, Y., R. R. Rowland, and T. Kogoma. 1993. DNA polymerase I and the bypassing of RecA dependence of constitutive stable DNA replication in *Escherichia coli rnhA* mutants. J. Bacteriol. **175**:7247–7253.
 634. Cao, Y., and T. Kogoma. 1993. Requirement for the polymerization and 5'→3' exonuclease activities of DNA polymerase I in initiation of DNA replication at *oriK* sites in the absence of RecA in *Escherichia coli rnhA* mutants. J. Bacteriol. **175**:7254–7259.
 635. Cardelli, J., and J. Konisky. 1974. Isolation and characterization of an *Escherichia coli* mutant tolerant to colicins Ia and Ib. J. Bacteriol. **119**:379–385.
 636. Carl, P. 1980. Isolation and mapping of a mutation in *Escherichia coli* with altered levels of ribonuclease H. J. Bacteriol. **144**:28–35.
 637. Carlin, A., W. Shi, S. Dey, and B. P. Rosen. 1995. The *ars* operon of *Escherichia coli* confers arsenical and antimicrobial resistance. J. Bacteriol. **177**:981–986.
 638. Carlioz, A., and D. Touati. 1986. Isolation of superoxide dismutase mutants in *Escherichia coli*: is superoxide dismutase necessary for aerobic life? EMBO J. **5**:623–630.
 639. Carlioz, A., M. L. Ludwig, W. C. Stallings, J. A. Fee, H. M. Steinman, and D. Touati. 1988. Iron superoxide dismutase: nucleotide sequence of the gene from *Escherichia coli* K12 and correlations with crystal structures. J. Biol. Chem. **263**:1555–1562.
 640. Carlson, J., J. A. Fuchs, and J. Messing. 1984. Primary structure of the *Escherichia coli* ribonucleoside diphosphate reductase operon. Proc. Natl. Acad. Sci. USA **81**:4294–4297.
 641. Carmel, O., N. Dover, O. Rahav-Manor, P. Dibrov, D. Kirsch, R. Karpel, S. Schuldiner, and E. Padan. 1994. A single amino acid substitution (Glu134→Ala) in NhaR1 increases the inducibility by Na⁺ of the product of *nhaA*, a Na⁺/H⁺ antiporter gene in *Escherichia coli*. EMBO J. **13**:1981–1989.
 642. Carothers, A. M., E. McFall, and S. Palchaudhuri. 1980. Physical mapping of a mutation in *Escherichia coli* with altered levels of ribonuclease. J. Bacteriol. **142**:174–184.
 643. Carra, J. H., and R. F. Schleif. 1993. Variation of half-site organization and DNA looping by AraC protein. EMBO J. **12**:35–44.
 - 643a. Carter, A. T., B. M. Pearson, J. R. Dickinson, and W. E. Lancashire. 1993. Sequence of the *Escherichia coli* K-12 *edd* and *eda* genes of the Entner-Doudoroff pathway. Gene **130**:155–156.
 644. Carter, J. R., M. A. Franden, J. A. Lippincott, and C. S. McHenry. 1993. Identification, molecular cloning and characterization of the gene encoding the chi subunit of DNA polymerase III holoenzyme of *Escherichia coli*. Mol. Gen. Genet. **241**:399–408.
 645. Carter, J. R., M. A. Franden, R. Aebersold, and C. S. McHenry. 1992. Molecular cloning, sequencing, and overexpression of the structural gene encoding the δ subunit of *Escherichia coli* DNA polymerase III holoenzyme. J. Bacteriol. **174**:7013–7025.
 646. Carter, J. R., M. A. Franden, R. Aebersold, and C. S. McHenry. 1993. Identification, isolation, and overexpression of the gene encoding the ψ subunit of DNA polymerase III holoenzyme. J. Bacteriol. **175**:5604–5610.
 647. Carter, J. R., M. A. Franden, R. Aebersold, D. R. Kim, and C. S. McHenry. 1993. Isolation, sequencing and overexpression of the gene encoding the theta subunit of DNA polymerase III holoenzyme. Nucleic Acids Res. **21**:3281–3286.
 648. Casaregola, S., A. Jacq, D. Laoudj, G. McGurk, S. Margaron, M. Tempete, V. Norris, and I. B. Holland. 1992. Cloning and analysis of the entire *Escherichia coli* *ams* gene. *ams* is identical to *hmp1* and encodes a 114 kDa protein that migrates as a 180 kDa protein. J. Mol. Biol. **228**:30–40.
 649. Case, L. M., X. N. Chen, and M. P. Deutscher. 1989. Localization of the *Escherichia coli* *mt* gene encoding RNase T by using a combination of physical and genetic mapping. J. Bacteriol. **171**:5736–5737.
 650. Caskey, C. T., W. C. Forrester, W. Tate, and C. D. Ward. 1984. Cloning of the *Escherichia coli* release factor 2 gene. J. Bacteriol. **158**:365–368.
 651. Cass, L. G., A. H. Horwitz, C. G. Miyada, L. Greenfield, and G. Wilcox. 1980. The *araC* regulatory gene mRNA contains a leader sequence. Mol. Gen. Genet. **180**:219–226.
 652. Cassan, M., C. Parsot, G. N. Cohen, and J. C. Patte. 1986. Nucleotide sequence of *lysC* gene encoding the lysine-sensitive aspartokinase II of *Escherichia coli*. J. Biol. Chem. **261**:1052–1057.
 653. Cassan, M., J. Ronceray, and J. C. Patte. 1983. Nucleotide sequence of the promoter region of the *E. coli* *lysC* gene. Nucleic Acids Res. **11**:6157–6165.
 654. Casse, F. 1970. Mapping of the gene *chlB* controlling membrane bound nitrate reductase and formic hydrogen-lyase activities in *Escherichia coli* K-12. Biochem. Biophys. Res. Commun. **39**:429–436.
 655. Cassey, B., J. R. Guest, and M. M. Attwood. 1998. Environmental control of pyruvate dehydrogenase complex expression in *Escherichia coli*. FEMS Microbiol. Lett. **159**:325–329.
 656. Castano, I., and F. Bastarrachea. 1984. *glnF-lacZ* fusions in *Escherichia*

- coli*: studies on *glnF* expression and its chromosomal orientation. Mol. Gen. Genet. **195**:228–233.
657. **Castano, I., F. Bastarrachea, and A. Covarrubias.** 1988. *gltBDF* operon of *Escherichia coli*. J. Bacteriol. **170**:821–827.
658. **Caster, J. H.** 1967. Selection of thymine-requiring strains from *Escherichia coli* on solid medium. J. Bacteriol. **94**:1804.
659. **Caswell, R., J. Williams, A. Lyddiatt, and S. Busby.** 1992. Overexpression, purification and characterization of the *Escherichia coli* MelR transcription activator protein. Biochem. J. **287**:493–499.
660. **Cavard, D., C. Lazdunski, and S. P. Howard.** 1989. The acylated precursor form of the colicin A lysis protein is a natural substrate of the DegP protease. J. Bacteriol. **171**:6316–6322.
661. **Cavard, D., J. M. Pages, and A. Lazdunski.** 1982. A protease as a possible sensor of environmental conditions in *E. coli* outer membrane. Mol. Gen. Genet. **188**:508–512.
662. **Caviccholi, R., T. Kolesnikow, R. C. Chiang, and R. P. Gunsalus.** 1996. Characterization of the *aegA* locus of *Escherichia coli*: control of gene expression in response to anaerobiosis and nitrate. J. Bacteriol. **178**:6968–6974.
663. **Cecchini, G., H. Sices, I. Schröder, and R. P. Gunsalus.** 1995. Aerobic inactivation of fumarate reductase from *Escherichia coli* by mutation of the [3Fe-4S]-quinone binding domain. J. Bacteriol. **177**:4587–4592.
664. **Celis, R. T. F.** 1982. Mapping of two loci affecting the synthesis and structure of a periplasmic protein involved in arginine and ornithine transport in *Escherichia coli* K-12. J. Bacteriol. **151**:1314–1319.
665. **Celis, R. T. F.** Submitted for publication.
666. **Carretti, D. P., D. Dean, G. R. Davis, D. M. Bedwell, and M. Nomura.** 1983. The *spc* ribosomal protein operon of *Escherichia coli*: sequence and cotranscription of the ribosomal protein genes and a protein export gene. Nucleic Acids Res. **11**:2599–2616.
667. **Cha, M. K., H. K. Kim, and I. H. Kim.** 1995. Thioredoxin-linked “thiol peroxidase” from periplasmic space of *Escherichia coli*. J. Biol. Chem. **270**:28635–28641.
668. **Cha, M. K., H. K. Kim, and I. H. Kim.** 1996. Mutation and mutagenesis of thiol peroxidase of *Escherichia coli* and a new type of thiol peroxidase family. J. Bacteriol. **178**:5610–5614.
669. **Chakrabarti, T., Y.-M. Chen, and E. C. C. Lin.** 1984. Clustering of genes for L-fucose dissimilation by *Escherichia coli*. J. Bacteriol. **157**:984–986.
670. **Chalker, A. F., D. R. F. Leach, and R. G. Lloyd.** 1988. *Escherichia coli* *sbC* mutants permit stable propagation of DNA replicons containing a long palindrome. Gene **71**:201–205.
671. **Chan, A., and R. Nagel.** 1997. Involvement of *recA* and *recF* in the induced precise excision of Tn10 in *Escherichia coli*. Mutat. Res. **381**:111–115.
672. **Chan, F. Y., and A. Torriani.** 1996. PstB protein of the phosphate-specific transport system of *Escherichia coli* is an ATPase. J. Bacteriol. **178**:3974–3977.
673. **Chanda, P. K., M. Ono, M. Kuwano, and H.-F. Kung.** 1985. Cloning, sequence analysis, and expression of alteration of the mRNA stability gene (*ams⁺*) of *Escherichia coli*. J. Bacteriol. **161**:446–449.
674. **Chang, C. N., W.-J. Kuang, and E. Y. Chen.** 1986. Nucleotide sequence of the alkaline phosphatase gene of *Escherichia coli*. Gene **44**:121–125.
675. **Chang, S. F., D. Ng, L. Baird, and C. Georgopoulos.** 1991. Analysis of an *Escherichia coli* *dnaB* temperature-sensitive insertion mutation and its cold-sensitive extragenic suppressor. J. Biol. Chem. **266**:3654–3660.
676. **Chang, S.-Y., E. C. McGary, and S. Chang.** 1989. Methionine aminopeptidase gene of *Escherichia coli* is essential for cell growth. J. Bacteriol. **171**:4071–4072.
677. **Chang, Y.-Y., A. Y. Wang, and J. E. Cronan, Jr.** 1993. Molecular cloning, DNA sequencing, and biochemical analyses of *Escherichia coli* glyoxylate carboxylase. An enzyme of the acetoacetyl acid synthase-pyruvate oxidase family. J. Biol. Chem. **268**:3911–3919.
678. **Chang, Y.-Y., A. Y. Wang, and J. E. Cronan, Jr.** 1994. Expression of *Escherichia coli* pyruvate oxidase (PoxB) depends on the sigma factor encoded by the *rpoS* (*katF*) gene. Mol. Microbiol. **11**:1019–1028.
679. **Chang, Y.-Y., and J. E. Cronan, Jr.** 1982. Mapping nonselectable genes of *Escherichia coli* by using transposon Tn10: location of a gene affecting pyruvate oxidase. J. Bacteriol. **151**:1279–1289.
680. **Chang, Y.-Y., and J. E. Cronan, Jr.** 1983. Genetic and biochemical analyses of *Escherichia coli* strains having a mutation in the structural gene (*poxB*) for pyruvate oxidase. J. Bacteriol. **154**:756–762.
681. **Chang, Y. Y., J. E. Cronan, S. J. Li, K. Reed, T. Vanden Boom, and A. Y. Wang.** 1991. Locations of the *lip*, *poxB*, and *ihvBN* genes on the physical map of *Escherichia coli*. J. Bacteriol. **173**:5258–5259.
682. **Charette, M. F., G. W. Henderson, and A. Markovitz.** 1981. ATP hydrolysis-dependent protease activity of the *lon* (*capR*) protein of *Escherichia coli* K-12. Proc. Natl. Acad. Sci. USA **78**:4728–4732.
683. **Charles, I. G., H. K. Lamb, D. Pickard, G. Dougan, and A. R. Hawkins.** 1990. Isolation, characterization and nucleotide sequences of the *arcC* genes encoding chorismate synthase from *Salmonella typhi* and *Escherichia coli*. J. Gen. Microbiol. **136**:353–358.
684. **Charlier, D., G. Hassanzadeh, A. Kholti, D. Gigot, A. Pierard, and N. Glansdorff.** 1995. *carP*, involved in pyrimidine regulation of the *Escherichia coli* carbamoylphosphate synthetase operon, encodes a sequence-specific DNA-binding protein identical to XerB and PepA, also required for resolution of ColEI multimers. J. Mol. Biol. **250**:392–406.
685. **Charlier, D., M. Roovers, D. Gigot, N. Huysveld, A. Pierard, and N. Glansdorff.** 1993. Integration host factor (IHF) modulates the expression of the pyrimidine-specific promoter of the *carAB* operons of *Escherichia coli* K12 and *Salmonella typhimurium* LT2. Mol. Gen. Genet. **237**:273–286.
686. **Charlier, J., and R. Sanchez.** 1987. Lysyl-tRNA synthetase from *Escherichia coli* K-12. Chromatographic heterogeneity and the *lysU* gene product. Biochem. J. **248**:43–51.
687. **Chase, J. W., B. A. Rabin, J. B. Murphy, K. L. Stone, and K. R. Williams.** 1986. *Escherichia coli* exonuclease VII. Cloning and sequencing of the gene encoding the large subunit (*xseA*). J. Biol. Chem. **261**:14929–14935.
688. **Chatterjee, P. K., and N. L. Sternberg.** 1995. A general genetic approach in *Escherichia coli* for determining the mechanisms of action of tumoricidal agents: application to DMP 840, a tumoricidal agent. Proc. Natl. Acad. Sci. USA **92**:8950–8954.
689. **Chattopadhyay, S., Y. Wu, and P. Datta.** 1997. Involvement of Fnr and ArcA in anaerobic expression of the *tdc* operon of *Escherichia coli*. J. Bacteriol. **179**:4868–4873.
- 689a. **Chaudhuri, S. R., J. Conrad, B. G. Hall, and J. Ofengand.** A pseudouridine synthase required for the formation of two universally conserved pseudouridines in ribosomal RNA is essential for the normal growth of *Escherichia coli*. RNA, in press.
690. **Chaudhury, A. M., and G. R. Smith.** 1985. Role of *Escherichia coli* RecBC enzyme in SOS induction. Mol. Gen. Genet. **201**:525–528.
691. **Chauhan, A. K., A. Miczak, L. Taraseviciene, and D. Apirion.** 1991. Sequencing and expression of the *me* gene of *Escherichia coli*. Nucleic Acids Res. **19**:125–129.
692. **Chauhan, A. K., and D. Apirion.** 1989. The gene for a small stable RNA (10Sa RNA). Mol. Microbiol. **3**:1481–1485.
693. **Chen, B. J., P. Carroll, and L. D. Samson.** 1994. The *Escherichia coli* AlkB protein protects human cells against alkylation-induced toxicity. J. Bacteriol. **176**:6255–6261.
694. **Chen, C. M., Q. Z. Ye, Z. M. Zhu, B. L. Wanner, and C. T. Walsh.** 1990. Molecular biology of carbon-phosphorus bond cleavage. Cloning and sequencing of the *phn* (*psiD*) genes involved in alkylphosphonate uptake and C-P lyase activity in *Escherichia coli* B. J. Biol. Chem. **265**:4461–4471.
695. **Chen, C. R., M. Malik, M. Snyder, and K. Drlica.** 1996. DNA gyrase and topoisomerase IV on the bacterial chromosome: quinolone-induced DNA cleavage. J. Mol. Biol. **258**:627–637.
696. **Chen, G. F., and M. Inouye.** 1990. Suppression of the negative effect of minor arginine codons on gene expression: preferential usage of minor codons within the first 25 codons of the *Escherichia coli* genes. Nucleic Acids Res. **18**:1465–1473.
697. **Chen, G. T., M. J. Axley, J. Hacia, and M. Inouye.** 1992. Overproduction of a selenocysteine-containing polypeptide in *Escherichia coli*: the *fdhF* gene product. Mol. Microbiol. **6**:781–785.
698. **Chen, H., S. K. Bryan, and R. E. Moses.** 1989. Cloning the *polB* gene of *Escherichia coli* and identification of its product. J. Biol. Chem. **264**:20591–20595.
699. **Chen, H., Y. Sun, T. F. Stark, W. G. Beattie, and R. E. Moses.** 1990. Nucleotide sequence and deletion analysis of the *polB* gene of *Escherichia coli*. DNA Cell Biol. **9**:631–635.
700. **Chen, J., A. Brevet, M. Fromant, F. Leveque, J. M. Schmitter, S. Blanquet, and P. Plateau.** 1990. Pyrophosphatase is essential for growth of *Escherichia coli*. J. Bacteriol. **172**:5686–5689.
701. **Chen, K. S., P. Saxena, and J. R. Walker.** 1993. Expression of the *Escherichia coli* *dnaX* gene. J. Bacteriol. **175**:6663–6670.
702. **Chen, L. S., and W. G. Coleman.** 1993. Cloning and characterization of the *Escherichia coli* K-12 *rfa-2* (*rfaC*) gene, a gene required for lipopolysaccharide inner core synthesis. J. Bacteriol. **175**:2534–2540.
703. **Chen, M. X., N. Bouquin, V. Norris, S. Casaregola, S. J. Seror, and I. B. Holland.** 1991. A single base change in the acceptor stem of tRNA_{Lys}^{eu} confers resistance upon *Escherichia coli* to the calmodulin inhibitor, 48/80. EMBO J. **10**:3113–3122.
704. **Chen, Q., J. C. Arents, R. Bader, P. W. Postma, and O. Amster-Choder.** 1997. BglIF, the sensor of the *E. coli* *bgl* system, uses the same site to phosphorylate both a sugar and a regulatory protein. EMBO J. **16**:4617–4627.
705. **Chen, R., and U. Henning.** 1987. Nucleotide sequence of the gene for the peptidoglycan-associated lipoprotein of *Escherichia coli* K12. Eur. J. Biochem. **163**:73–77.
706. **Chen, R., and U. Henning.** 1996. A periplasmic protein (Skp) of *Escherichia coli* selectively binds a class of outer membrane proteins. Mol. Microbiol. **19**:1287–1294.
707. **Chen, R., W. Schmidmayr, C. Kramer, U. Chen-Schmeisser, and U. Henning.** 1980. Primary structure of major outer membrane protein II (OmpA protein) of *Escherichia coli* K-12. Proc. Natl. Acad. Sci. USA **77**:4592–4596.
708. **Chen, S. M., H. E. Takiff, A. M. Barber, G. C. Dubois, J. C. Bardwell, and D. L. Court.** 1990. Expression and characterization of RNase III and Era

- proteins. Products of the *mc* operon of *Escherichia coli*. J. Biol. Chem. **265**:2888–2895.
709. **Chen, W., C. S. Russell, Y. Murooka, and S. D. Cosloy.** 1994. 5-Amino-levulinic acid synthesis in *Escherichia coli* requires expression of *hemA*. J. Bacteriol. **176**:2743–2746.
710. **Chen, Y.-M., and E. C. C. Lin.** 1991. Regulation of the *adhE* gene, which encodes ethanol dehydrogenase in *Escherichia coli*. J. Bacteriol. **173**:8009–8013.
711. **Chen, Y.-M., K. Backman, and B. Magasanik.** 1982. Characterization of a gene, *glnL*, the product of which is involved in the regulation of nitrogen utilization in *Escherichia coli*. J. Bacteriol. **150**:214–220.
712. **Chen, Y.-M., Y. Zhu, and E. C. C. Lin.** 1987. NAD-linked aldehyde dehydrogenase for aerobic utilization of L-fucose and L-rhamnose by *Escherichia coli*. J. Bacteriol. **169**:3289–3294.
713. **Chen, Y.-M., Y. Zhu, and E. C. C. Lin.** 1987. The organization of *fuc* regulon specifying L-fucose dissimilation in *Escherichia coli* K12 as determined by gene cloning. Mol. Gen. Genet. **210**:331–337.
714. **Chen, Y.-M., Z. Lu, and E. C. C. Lin.** 1989. Constitutive activation of the *fucAO* operon and silencing of the divergently transcribed *fucPIK* operon by an IS5 element in *Escherichia coli* mutants selected for growth on L-1,2-propanediol. J. Bacteriol. **171**:6097–6105.
715. **Chen, Y. W., E. E. Dekker, and R. L. Somerville.** 1995. Functional analysis of *E. coli* threonine dehydrogenase by means of mutant isolation and characterization. Biochim. Biophys. Acta **1253**:208–214.
716. **Chenais, J., C. Richaud, J. Ronceray, H. Cherest, Y. Surdin-Kerjan, and J. C. Patte.** 1981. Construction of hybrid plasmids containing the *lysA* gene of *Escherichia coli*: studies of expression in *Escherichia coli* and *Saccharomyces cerevisiae*. Mol. Gen. Genet. **182**:456–461.
717. **Chenault, S. S., and C. F. Earhart.** 1991. Organization of genes encoding membrane proteins of the *Escherichia coli* ferrienterobactin permease. Mol. Microbiol. **5**:1405–1413.
718. **Cheng, Y. S., D. Zipsper, C. Y. Cheng, and S. J. Rosleth.** 1979. Isolation and characterization of mutations in the structural gene for protease III (*ptr*). J. Bacteriol. **140**:125–130.
719. **Cheng, Y. S., Y. Shen, J. Rudolph, M. Stern, J. Stubbe, K. A. Flannigan, and J. M. Smith.** 1990. Glycinamide ribonucleotide synthetase from *Escherichia coli*: cloning, overproduction, sequencing, isolation, and characterization. Biochemistry **29**:218–227. (Erratum, **29**:5220.)
- 719a. **Cheng, Z. F., Y. Zuo, Z. Li, K. E. Rudd, and M. P. Deutscher.** 1998. The *vacB* gene required for virulence in *Shigella flexneri* and *Escherichia coli* encodes the exoribonuclease RNase R. J. Biol. Chem. **273**:14077–14080.
720. **Chepuri, V., L. Lemieux, J. Hill, J. O. Alben, and R. B. Gennis.** 1990. Recent studies of the cytochrome *o* terminal oxidase complex of *Escherichia coli*. Biochim. Biophys. Acta **1018**:124–127.
721. **Chepuri, V., and R. B. Gennis.** 1990. The use of gene fusions to determine the topology of all the subunits of the cytochrome *o* terminal oxidase complex of *Escherichia coli*. J. Biol. Chem. **265**:12978–12986.
722. **Chesney, R. H., and E. Adler.** 1982. Chromosomal location of attP7, the recA-independent integration site used in the suppression of *Escherichia coli dnaA* mutations. J. Bacteriol. **150**:1400–1404.
723. **Chesney, R. H., P. Sollitti, and D. R. Vickery.** 1985. Identification of a new locus in the *Escherichia coli* cotransduction gap that represents a new genetic component of the L-asparagine utilization system. J. Gen. Microbiol. **131**:2079–2085.
724. **Cheung, A. Y., S. Morgan, K. B. Low, and D. Soll.** 1979. Regulation of the biosynthesis of aminoacyl-transfer ribonucleic acid synthetases and of transfer ribonucleic acid in *Escherichia coli*. VI. Mutants with increased levels of glutamyl-transfer ribonucleic acid synthetase and of glutamine transfer ribonucleic acid. J. Bacteriol. **139**:176–184.
725. **Chi, Y. L., H. Yokota, and S. H. Kim.** 1997. Apo structure of the ligand-binding domain of aspartate receptor from *Escherichia coli* and its comparison with ligand-bound or pseudoligand-bound structures. FEBS Lett. **414**:327–332.
726. **Chiang, R. C., R. Cavicchioli, and R. P. Gunsalus.** 1992. Identification and characterization of *narQ*, a second nitrate sensor for nitrate-dependent gene regulation in *Escherichia coli*. Mol. Microbiol. **6**:1913–1923.
727. **Chiang, R. C., R. Cavicchioli, and R. P. Gunsalus.** 1992. Physical map location of the *narQ* gene of *Escherichia coli*. J. Bacteriol. **174**:7882.
728. **Chiang, R. C., R. Cavicchioli, and R. P. Gunsalus.** 1997. 'Locked-on' and 'locked-off' signal transduction mutations in the periplasmic domain of the *Escherichia coli* NarQ and NarX sensors affect nitrate- and nitrite-dependent regulation by NarL and NarP. Mol. Microbiol. **24**:1049–1060.
729. **Chiaramello, A., and J. W. Zyskind.** 1989. Expression of *Escherichia coli dnaA* and *mioC* genes as a function of growth rate. J. Bacteriol. **171**:4272–4280.
730. **Chiariotti, L., A. G. Nappo, M. S. Carlomagno, and C. B. Bruni.** 1986. Gene structure in the histidine operon of *Escherichia coli*. Identification and nucleotide sequence of the *hisB* gene. Mol. Gen. Genet. **202**:42–47.
731. **Chiariotti, L., P. Alifano, M. S. Carlomagno, and C. B. Bruni.** 1986. Nucleotide sequence of the *Escherichia coli hisD* gene and of the *Escherichia coli* and *Salmonella typhimurium hisIE* region. Mol. Gen. Genet. **203**:382–388.
732. **Chiaruttini, C., M. Milet, and M. Springer.** 1997. Translational coupling by modulation of feedback repression in the IF3 operon of *Escherichia coli*. Proc. Natl. Acad. Sci. USA **94**:9208–9213.
733. **Chin, D. T., S. A. Goff, T. Webster, T. Smith, and A. L. Goldberg.** 1988. Sequence of the *lon* gene in *Escherichia coli*. A heat-shock gene which encodes the ATP-dependent protease La. J. Biol. Chem. **263**:11718–11728.
734. **Chippaux, M., D. Giudici, A. Abou-Jaoude, and M. C. Pascal.** 1978. A mutation leading to the total lack of nitrate reductase activity in *Escherichia coli* K-12. Mol. Gen. Genet. **160**:225–229.
735. **Chippaux, M., V. Bonnefoy-Orth, J. Ratouchniak, and M. C. Pascal.** 1981. Operon fusions in the nitrate reductase operon and study of the control gene *nirR* in *Escherichia coli*. Mol. Gen. Genet. **182**:477–479.
736. **Chittum, H. S., and W. S. Champney.** 1994. Ribosomal protein gene sequence changes in erythromycin-resistant mutants of *Escherichia coli*. J. Bacteriol. **176**:6192–6198.
737. **Cho, H., and J. E. Cronan, Jr.** 1993. *Escherichia coli* thioesterase I, molecular cloning and sequencing of the structural gene and identification as a periplasmic enzyme. J. Biol. Chem. **268**:9238–9245.
738. **Cho, H., and J. E. Cronan, Jr.** 1994. "Protease I" of *Escherichia coli* functions as a thioesterase in vivo. J. Bacteriol. **176**:1793–1795.
739. **Choe, M., and W. S. Reznikoff.** 1991. Anaerobically expressed *Escherichia coli* genes identified by operon fusion techniques. J. Bacteriol. **173**:6139–6146.
740. **Choe, M., and W. S. Reznikoff.** 1993. Identification of the regulatory sequence of anaerobically expressed locus *aeg-46.5*. J. Bacteriol. **175**:1165–1172.
741. **Choi, K. Y., and H. Zalkin.** 1994. Role of the purine repressor hinge sequence in repressor function. J. Bacteriol. **176**:1767–1772.
742. **Choi, Y. L., M. Kawamukai, R. Utsumi, H. Sakai, and T. Komano.** 1989. Molecular cloning and sequencing of the glycogen phosphorylase gene from *Escherichia coli*. FEBS Lett. **243**:193–198.
743. **Choi, Y. L., S. Kawase, T. Nishida, H. Sakai, T. Komano, M. Kawamukai, R. Utsumi, Y. Kohara, and K. Akiyama.** 1988. Nucleotide sequence of the *glpR* gene encoding the repressor for the glycerol-3-phosphate regulon of *Escherichia coli* K12. Nucleic Acids Res. **16**:7732.
744. **Choi, Y. L., T. Nishida, M. Kawamukai, R. Utsumi, H. Sakai, and T. Komano.** 1989. Cloning and sequencing of an *Escherichia coli* gene, *nlp*, highly homologous to the *ner* genes of bacteriophages Mu and D108. J. Bacteriol. **171**:5222–5225.
745. **Chow, J., and P. P. Dennis.** 1994. Coupling between mRNA synthesis and mRNA stability in *Escherichia coli*. Mol. Microbiol. **11**:919–931.
746. **Christiansen, L., and S. Pedersen.** 1981. Cloning, restriction endonuclease mapping and post-transcriptional regulation of *rpsA*, the structural gene for ribosomal protein S1. Mol. Gen. Genet. **181**:548–551.
747. **Christie, G. E., and T. Platt.** 1980. Gene structure in the tryptophan operon of *Escherichia coli*. Nucleotide sequence of *trpC* and the flanking intercistronic regions. J. Mol. Biol. **142**:519–530.
748. **Chu, C. C., A. Templein, and A. J. Clark.** 1989. Suppression of a frameshift mutation in the *recE* gene of *Escherichia coli* K-12 occurs by gene fusion. J. Bacteriol. **171**:2101–2109.
749. **Chuang, S. E., and F. R. Blattner.** 1993. Characterization of twenty-six new heat shock genes of *Escherichia coli*. J. Bacteriol. **175**:5242–5252.
750. **Chuang, S. E., V. D. Burland, G. Plunkett, D. L. Daniels, and F. R. Blattner.** 1993. Sequence analysis of four new heat-shock genes constituting the *hslTS/ibpAB* and *hslVU* operons in *Escherichia coli*. Gene **134**:1–6.
751. **Chun, S.-Y., and L. L. Randall.** 1994. In vivo studies of the role of SecA during protein export in *Escherichia coli*. J. Bacteriol. **176**:4197–4203.
752. **Chung, C. H., and A. L. Goldberg.** 1981. The product of the *lon* (*capR*) gene in *Escherichia coli* is the ATP-dependent protease, protease La. Proc. Natl. Acad. Sci. USA **78**:4931–4935.
753. **Chung, T., D. J. Klumpp, and D. C. LaPorte.** 1988. Glyoxylate bypass operon of *Escherichia coli*: cloning and determination of the functional map. J. Bacteriol. **170**:386–392.
754. **Chung, T., E. Resnik, C. S. Stueland, and D. C. LaPorte.** 1993. Relative expression of the products of the glyoxylate bypass operon: contributions of transcription and translation. J. Bacteriol. **175**:4572–4575.
755. **Chye, M. L., and J. Pittard.** 1987. Transcription control of the *aroP* gene in *Escherichia coli* K-12: analysis of operator mutants. J. Bacteriol. **169**:386–393.
756. **Chye, M. L., J. R. Guest, and J. Pittard.** 1986. Cloning of the *aroP* gene and identification of its product in *Escherichia coli* K-12. J. Bacteriol. **167**:749–753.
757. **Cieslewicz, M. J., S. M. Steenbergen, and E. Vimr.** 1993. Cloning, sequencing, expression, and complementation analysis of the *Escherichia coli* K1 *kps* region 1 gene, *kpsE*, and identification of an upstream open reading frame encoding a protein with homology to GutQ. J. Bacteriol. **175**:8018–8023.
758. **Clark, A. F., and R. W. Hogg.** 1981. High-affinity arabinose transport mutants of *Escherichia coli*: isolation and gene location. J. Bacteriol. **147**:920–924.
759. **Clark, A. J.** 1991. *rec* genes and homologous recombination proteins in

- Escherichia coli*. *Biochimie* **73**:523–532.
- 759a. Clark, A. J. Personal communication.
760. Clark, A. J., L. H. Satin, and C. C. Chu. 1994. Transcription of the *Escherichia coli* *recE* gene from a promoter in Tn5 and IS50. *J. Bacteriol.* **176**:7024–7031.
761. Clark, A. J., V. Sharma, S. Brenowitz, C. C. Chu, S. Sandler, L. Satin, A. Templin, I. Berger, and A. Cohen. 1993. Genetic and molecular analyses of the C-terminal region of the *recE* gene from the Rac prophage of *Escherichia coli* K-12 reveal the *recT* gene. *J. Bacteriol.* **175**:7673–7682.
762. Clark, D. 1981. Regulation of fatty acid degradation in *Escherichia coli*: analysis by operon fusion. *J. Bacteriol.* **148**:521–526.
763. Clark, D. P. 1984. Novel antibiotic hypersensitive mutants of *Escherichia coli*. Genetic mapping and chemical characterization. *FEMS Microbiol. Lett.* **21**:177–195.
- 763a. Clark, D. P. 1989. The fermentation pathways of *Escherichia coli*. *FEMS Microbiol. Rev.* **63**:223–224.
764. Clark, D. P., and J. E. Cronan, Jr. 1980. Acetaldehyde coenzyme A dehydrogenase of *Escherichia coli*. *J. Bacteriol.* **144**:179–184.
765. Clark, D. P., and J. E. Cronan, Jr. 1980. *Escherichia coli* mutants with altered control of alcohol dehydrogenase and nitrate reductase. *J. Bacteriol.* **141**:177–183.
766. Clark, D. P., and J. P. Beard. 1979. Altered phospholipid composition in mutants of *Escherichia coli* sensitive or resistant to organic solvents. *J. Gen. Microbiol.* **113**:267–274.
767. Clark, D. P., and M. L. Rod. 1987. Regulatory mutations that allow the growth of *Escherichia coli* on butanol as carbon source. *J. Mol. Evol.* **25**:151–158.
768. Clark, R. L., and F. C. Neidhardt. 1990. Roles of the two lysyl-tRNA synthetases of *Escherichia coli*: analysis of nucleotide sequences and mutant behavior. *J. Bacteriol.* **172**:3237–3243.
769. Clarke, D. J., A. Jacq, and I. B. Holland. 1996. A novel DnaJ-like protein in *Escherichia coli* inserts into the cytoplasmic membrane with a type III topology. *Mol. Microbiol.* **20**:1273–1286.
770. Clarke, D. J., I. B. Holland, and A. Jacq. 1997. Point mutations in the transmembrane domain of DjaA, a membrane-linked DnaJ-like protein, abolish its function in promoting colanic acid production via the Rcs signal transduction pathway. *Mol. Microbiol.* **25**:933–944.
771. Clarke, D. M., and P. D. Bragg. 1985. Cloning and expression of the transhydrogenase gene of *Escherichia coli*. *J. Bacteriol.* **162**:367–373.
772. Clarke, D. M., T. W. Loo, S. Gillam, and P. D. Bragg. 1986. Nucleotide sequence of the *pnfA* and *pnfB* genes encoding the pyridine nucleotide transhydrogenase of *Escherichia coli*. *Eur. J. Biochem.* **158**:647–653.
773. Clarke, N. D., M. Kvaal, and E. Seeberg. 1984. Cloning of *Escherichia coli* genes encoding 3-methyladenine DNA glycosylases I and II. *Mol. Gen. Genet.* **197**:368–372.
774. Claverie-Martin, F., M. R. Diaz-Torres, S. D. Yancey, and S. R. Kushner. 1989. Cloning of the altered mRNA stability (*ams*) gene of *Escherichia coli* K-12. *J. Bacteriol.* **171**:5479–5486.
775. Claverie-Martin, F., M. R. Diaz-Torres, and S. R. Kushner. 1987. Analysis of the regulatory region of the protease III (*ptr*) gene of *Escherichia coli* K-12. *Gene* **54**:185–195.
776. Clegg, D. O., and D. E. Koshland. 1984. The role of a signaling protein in bacterial sensing: behavioral effects of increased gene expression. *Proc. Natl. Acad. Sci. USA* **81**:5056–5060.
777. Clegg, D. O., and D. E. Koshland. 1985. Identification of a bacterial sensing protein and effects of its elevated expression. *J. Bacteriol.* **162**:398–405.
778. Clement, J. M., and M. Hofnung. 1981. Gene sequence of the LAM receptor, an outer membrane protein of *E. coli* K-12. *Cell* **27**:507–514.
779. Clementz, T. 1992. The gene coding for 3-deoxy-manno-octulosonic acid transferase and the *rfaQ* gene are transcribed from divergently arranged promoters in *Escherichia coli*. *J. Bacteriol.* **174**:7750–7756.
780. Clementz, T., and C. R. H. Raetz. 1991. A gene coding for 3-deoxy-D-manno-octulosonic-acid transferase in *Escherichia coli*. Identification, mapping, cloning, and sequencing. *J. Biol. Chem.* **266**:9687–9696.
781. Clementz, T., J. J. Bednarski, C. R. Raetz. 1996. Function of the *htrB* high temperature requirement gene of *Escherichia coli* in the acylation of lipid A: HtrB catalyzed incorporation of laurate. *J. Biol. Chem.* **271**:12095–12102.
782. Cleton-Jansen, A. M., N. Goosen, O. Fayet, and P. Van de Putte. 1990. Cloning, mapping, and sequencing of the gene encoding *Escherichia coli* quinoprotein glucose dehydrogenase. *J. Bacteriol.* **172**:6308–6315.
783. Climie, S. C., and J. D. Friessen. 1987. Feedback regulation of the *rplL-rpoBC* ribosomal protein operon of *Escherichia coli* requires a region of mRNA secondary structure. *J. Mol. Biol.* **198**:371–381.
784. Clyman, J., and R. P. Cunningham. 1987. *Escherichia coli* K-12 mutants in which viability is dependent on *recA* function. *J. Bacteriol.* **169**:4203–4210.
785. Cobbett, C. S., and J. Pittard. 1980. Formation of a λ (Tn10) *tyrR*⁺ specialized transducing bacteriophage from *Escherichia coli* K-12. *J. Bacteriol.* **144**:877–883.
786. Coderre, P. E., and C. F. Earhart. 1984. Characterization of a plasmid carrying the *Escherichia coli* K-12 *entD*, *sepA*, *fes* and *enfF* genes. *FEMS Microbiol. Lett.* **25**:111–116.
787. Coderre, P. E., and C. F. Earhart. 1989. The *entD* gene of the *Escherichia coli* K12 enterobactin gene cluster. *J. Gen. Microbiol.* **135**:3043–3055.
788. Cohen, G., and F. Jacob. 1959. Sur la repression de la synthèse des enzymes intervenant dans la formation du tryptophane chez *Escherichia coli*. *C. R. Acad. Sci. Ser. III* **248**:3490–3492.
789. Cohen, G. N., J. C. Patte, P. Truffa-Bachi, C. Sawas, and M. Doudoroff. 1965. Repression and end-product inhibition in a branched biosynthetic pathway, p. 243–253. *In* Mécanismes de régulation des activités cellulaires chez les micro-organismes. Centre National de La Recherche Scientifique, Paris, France.
790. Cohen, S. P., H. Achler, and S. B. Levy. 1993. Genetic and functional analysis of the multiple antibiotic resistance (*mar*) locus in *Escherichia coli*. *J. Bacteriol.* **175**:1484–1492.
791. Cohen, S. P., L. M. McMurtry, and S. B. Levy. 1988. *marA* locus causes decreased expression of OmpF porin in multiple-antibiotic-resistant (Mar) mutants of *Escherichia coli*. *J. Bacteriol.* **170**:5416–5422.
792. Cole, J. A., B. M. Newman, and P. White. 1980. Biochemical and genetic characterization of *nirB* mutants of *Escherichia coli* K12 pleiotropically defective in nitrite and sulphite reduction. *J. Gen. Microbiol.* **120**:475–483.
793. Cole, S. T. 1982. Nucleotide sequence coding for the flavoprotein subunit of the fumarate reductase of *Escherichia coli*. *Eur. J. Biochem.* **122**:479–484.
794. Cole, S. T. 1983. Characterization of the promoter for the *lexA* regulated *sulA* gene of *Escherichia coli*. *Mol. Gen. Genet.* **189**:400–404.
795. Cole, S. T., E. Bremer, I. Hindennach, and U. Henning. 1982. Characterization of the promoters for the *ompA* gene which encodes a major outer membrane protein of *Escherichia coli*. *Mol. Gen. Genet.* **188**:472–479.
796. Cole, S. T., and J. R. Guest. 1979. Production of a soluble form of fumarate reductase by multiple gene duplications in *Escherichia coli* K12. *Eur. J. Biochem.* **102**:65–71.
797. Cole, S. T., and J. R. Guest. 1980. Amplification of fumarate reductase synthesis with *frdA* transducing phages and orientation of *frdA* gene expression. *Mol. Gen. Genet.* **179**:377–385.
798. Cole, S. T., and J. R. Guest. 1980. Genetic and physical characterization of lambda transducing phages (lambda *frdA*) containing the fumarate reductase gene of *Escherichia coli* K-12. *Mol. Gen. Genet.* **178**:409–418.
799. Cole, S. T., K. Eiglmeier, S. Ahmed, N. Honore, L. Elmes, W. F. Anderson, and J. H. Weiner. 1988. Nucleotide sequence and gene-polypeptide relationships of the *glpABC* operon encoding the anaerobic *sn*-glycerol-3-phosphate dehydrogenase of *Escherichia coli* K-12. *J. Bacteriol.* **170**:2448–2456.
800. Cole, S. T., and O. Raibaud. 1986. The nucleotide sequence of the *malT* gene encoding the positive regulator of the *Escherichia coli* maltose region. *Gene* **42**:201–208.
801. Cole, S. T., T. Grundstrom, B. Jaurin, J. J. Robinson, and J. H. Weiner. 1982. Location and nucleotide sequence of *frdB*, the gene coding for the iron-sulphur protein subunit of the fumarate reductase of *Escherichia coli*. *Eur. J. Biochem.* **126**:211–216.
802. Coleman, J. 1990. Characterization of *Escherichia coli* cells deficient in 1-acyl-*sn*-glycerol-3-phosphate acyltransferase activity. *J. Biol. Chem.* **265**:17215–17221.
803. Coleman, J. 1992. Characterization of the *Escherichia coli* gene for 1-acyl-*sn*-glycerol-3-phosphate acyltransferase (*plsC*). *Mol. Gen. Genet.* **232**:295–303.
804. Coleman, J., and C. R. H. Raetz. 1988. First committed step of lipid A biosynthesis in *Escherichia coli*: sequence of the *lpxA* gene. *J. Bacteriol.* **170**:1268–1274.
805. Coleman, S. H., and D. G. Wild. 1991. Location of the *fpg* gene on the *Escherichia coli* chromosome. *Nucleic Acids Res.* **19**:3999.
806. Coleman, W. G., Jr. 1983. The *rfaD* gene codes for ADP-L-glycero-D-mannoheptose-6-epimerase. An enzyme required for lipopolysaccharide core biosynthesis. *J. Biol. Chem.* **258**:1985–1990.
807. Coleman, W. G., Jr., and K. S. Deshpande. 1985. New *cysE-pyrE*-linked *rfa* mutation in *Escherichia coli* K-12 that results in a heptoseless lipopolysaccharide. *J. Bacteriol.* **161**:1209–1214.
808. Coleman, W. G., Jr., and L. Leive. 1979. Two mutations which affect the barrier function of the *Escherichia coli* K-12 outer membrane. *J. Bacteriol.* **139**:899–910.
809. Coll, J. L., M. Heyde, and R. Portalier. 1994. Expression of the *nmpC* gene of *Escherichia coli* K-12 is modulated by external pH. Identification of *cis*-acting regulatory sequences involved in this regulation. *Mol. Microbiol.* **12**:83–93.
810. Collier, D. N., and P. J. Bassford. 1989. Mutations that improve export of maltose-binding protein in SecB⁻ cells of *Escherichia coli*. *J. Bacteriol.* **171**:4640–4647.
811. Collis, C. M., and G. W. Grigg. 1989. An *Escherichia coli* mutant resistant to phleomycin, bleomycin, and heat inactivation is defective in ubiquinone synthesis. *J. Bacteriol.* **171**:4792–4798.
812. Colloms, S. D., P. Sykora, G. Szatmari, and D. J. Sherratt. 1990. Recombination at ColE2 *cer* requires the *Escherichia coli* *xerC* gene product, a

- member of the lambda integrase family of site-specific recombinases. *J. Bacteriol.* **172**:6973–6980.
813. **Colombo, G., and J. J. Villafranca.** 1986. Amino acid sequence of *Escherichia coli* glutamine synthetase deduced from the DNA nucleotide sequence. *J. Biol. Chem.* **261**:10587–10591.
814. **Colonna, B., and M. Hofnung.** 1981. *rho* mutations restore *lamB* expression in *E. coli* K12 strains with an inactive *malB* region. *Mol. Gen. Genet.* **184**:479–483.
815. **Colson, C., S. W. Glover, N. Symonds, and K. A. Stacey.** 1965. The location of the genes for host-controlled modification and restriction in *Escherichia coli* K-12. *Genetics* **52**:1043–1050.
816. **Comeau, D. E., K. Ikenaka, K. Tsung, and M. Inoue.** 1985. Primary characterization of the protein products of the *Escherichia coli ompB* locus: structure and regulation of synthesis of the OmpR and EnvZ proteins. *J. Bacteriol.* **164**:578–584.
817. **Comer, M. M.** 1981. Gene organization around the phenylalanyl-transfer ribonucleic acid synthetase loci in *Escherichia coli*. *J. Bacteriol.* **146**:269–274.
818. **Comer, M. M.** 1982. Threonine tRNA's and their genes in *Escherichia coli*. *Mol. Gen. Genet.* **187**:132–137.
819. **Compan, I., and D. Touati.** 1993. Interaction of six global transcription regulators in expression of manganese superoxide dismutase in *Escherichia coli* K-12. *J. Bacteriol.* **175**:1687–1696.
- 819a. **Condamine, H.** 1971. Sur la régulation de la production de proline chez *E. coli* K-12. *Ann. Inst. Pasteur* **120**:126–143.
820. **Conlin, C. A., and C. G. Miller.** 1993. Location of the *prlC* (*opdA*) gene on the physical map of *Escherichia coli*. *J. Bacteriol.* **175**:5731–5732.
821. **Conlin, C. A., N. J. Trun, T. J. Silhavy, and C. G. Miller.** 1992. *Escherichia coli prlC* encodes an alpha-aspartyl dipeptidase and is homologous to the *Salmonella typhimurium opdA* gene. *J. Bacteriol.* **174**:5881–5887.
822. **Conlin, C. A., T. M. Knox, and C. G. Miller.** 1994. Cloning and physical map position of an alpha-aspartyl dipeptidase gene, *pepE*, from *Escherichia coli*. *J. Bacteriol.* **176**:1552–1553.
823. **Connelly, J. C., and D. R. Leach.** 1996. The *sbcC* and *sbcD* genes of *Escherichia coli* encode a nuclease involved in palindrome inviability and genetic recombination. *Genes Cells* **1**:285–291.
824. **Connelly, B., C. A. Parsons, F. E. Benson, H. J. Dunderdale, G. J. Sharples, R. G. Lloyd, and S. C. West.** 1991. Resolution of Holliday junctions *in vitro* requires the *Escherichia coli* *ruvC* gene product. *Proc. Natl. Acad. Sci. USA* **88**:6063–6067.
825. **Connolly, D. M., and M. E. Winkler.** 1989. Genetic and physiological relationship among the *miaA* gene, 2-methylthio-N⁶-(Δ²-isopentenyl)-adenosine tRNA modification, and spontaneous mutagenesis in *Escherichia coli* K-12. *J. Bacteriol.* **171**:3233–3246.
826. **Connolly, D. M., and M. E. Winkler.** 1991. Structure of *Escherichia coli* K-12 *miaA* and characterization of the mutator phenotype caused by *miaA* insertion mutations. *J. Bacteriol.* **173**:1711–1721.
827. **Conrad, C. A., G. W. Stearns, W. E. Prater, J. A. Rheimer, and J. R. Johnson.** 1984. Characterization of a *gpk* transducing phage. *Mol. Gen. Genet.* **193**:376–378.
- 827a. **Conrad, J., D. Sun, N. Englund, and J. Ofengand.** 1998. The *rluC* gene of *Escherichia coli* codes for a pseudouridine synthase which is solely responsible for synthesis of pseudouridine at positions 955, 2504 and 2580 in 23S ribosomal RNA. *J. Biol. Chem.* **273**:18562–18566.
828. **Conter, A., C. Menchon, and C. Gutierrez.** 1997. Role of DNA supercoiling and *tpoS* sigma factor in the osmotic and growth phase-dependent induction of the gene *osmE* of *Escherichia coli* K12. *J. Mol. Biol.* **273**:75–83.
- 828a. **Conway, T., K. C. Yi, S. E. Egan, R. E. Wolf, Jr., and D. L. Rowley.** 1991. Locations of the *zwf*, *edd*, and *eda* genes on an *Escherichia coli* physical map. *J. Bacteriol.* **173**:5297–5298.
829. **Cooley, W., K. Sirotkin, R. Green, and L. Snyder.** 1979. A new gene of *Escherichia coli* K-12 whose product participates in T4 bacteriophage late gene expression: interaction of *lit* with the T4-induced polynucleotide 5'-kinase 3'-phosphatase. *J. Bacteriol.* **140**:83–91.
830. **Cooper, R.** 1978. The utilization of D-galactonate and D-2-oxo-3-deoxygalactonate by *Escherichia coli* K-12. *Arch. Microbiol.* **118**:199–206.
831. **Cooper, R. A., D. C. N. Jones, and S. Parrott.** 1985. Isolation and mapping of *Escherichia coli* K12 mutants defective in phenylacetate degradation. *J. Gen. Microbiol.* **131**:2753–2757.
832. **Coppola, G., F. Huang, J. Riley, J. L. Cox, P. Hantzopoulos, L. B. Zhou, and D. H. Calhoun.** 1991. Sequence and transcriptional activity of the *Escherichia coli* K-12 chromosome region between *mnC* and *ilvGMEDA*. *Gene* **97**:21–27.
833. **Cormack, R. S., J. L. Genereaux, and G. A. Mackie.** 1993. RNase E activity is conferred by a single polypeptide: overexpression, purification, and properties of the *ams/me/hmp1* gene product. *Proc. Natl. Acad. Sci. USA* **90**:9006–9010.
834. **Cornell, K., and M. K. Riscoe.** 1998. Cloning and expression of *Escherichia coli* 5'-methylthioadenosine/S-adenosylhomocysteine nucleosidase: identification of the *pfs* gene product. *Biochim. Biophys. Acta* **1396**:8–14.
835. **Cornet, F., I. Mortier, J. C. Patte, and J. M. Louarn.** 1994. Plasmid pSC101 harbors a recombination site, *psi*, which is able to resolve plasmid multimers and to substitute for the analogous chromosomal *Escherichia coli* site *dif*. *J. Bacteriol.* **176**:3188–3195.
836. **Cornet, F., J. Louarn, J. Patte, and J. M. Louarn.** 1996. Restriction of the activity of the recombination site *dif* to a small zone of the *Escherichia coli* chromosome. *Genes Dev.* **10**:1152–1161. (Comment.)
837. **Cornish, E. C., B. E. Davidson, and J. Pittard.** 1982. Cloning and characterization of *Escherichia coli* K-12 regulator gene *tyrR*. *J. Bacteriol.* **152**:1276–1279.
838. **Cornish, E. C., V. P. Argyropoulos, J. Pittard, and B. E. Davidson.** 1986. Structure of the *Escherichia coli* K12 regulatory gene *tyrR*: nucleotide sequence and sites of initiation of transcription and translation. *J. Biol. Chem.* **261**:403–410.
839. **Cornwell, T. L., S. Adhya, W. S. Reznikoff, and P. A. Frey.** 1987. The nucleotide sequence of the *galT* gene of *Escherichia coli*. *Nucleic Acids Res.* **15**:8116.
840. **Cortay, J. C., D. Negre, A. Galinier, B. Duclos, G. Perriere, and A. J. Cozzone.** 1991. Regulation of the acetate operon in *Escherichia coli*: purification and functional characterization of the IclR repressor. *EMBO J.* **10**:675–679.
841. **Cortay, J. C., F. Bleicher, B. Duclos, Y. Cenatiempo, C. Gauthier, J. L. Prato, and A. J. Cozzone.** 1989. Utilization of acetate in *Escherichia coli*: structural organization and differential expression of the *ace* operon. *Biochimie* **71**:1043–1049.
842. **Cortay, J.-C., F. Bleicher, C. Rieul, P. R. Reeves, A. J. Cozzone, and D. J. Klumpp.** 1988. Nucleotide sequence and expression of the *ackE* gene coding for isocitrate dehydrogenase kinase/phosphatase in *Escherichia coli*. *J. Bacteriol.* **170**:89–97.
- 842a. **Cosloy, S. D.** 1973. D-Serine transport system in *Escherichia coli* K-12. *J. Bacteriol.* **114**:679–684.
843. **Cosma, C. L., P. N. Danese, J. H. Carlson, T. J. Silhavy, and W. B. Snyder.** 1995. Mutational activation of the Cpx signal transduction pathway of *Escherichia coli* suppresses the toxicity conferred by certain envelope-associated stresses. *Mol. Microbiol.* **18**:491–505.
844. **Cossart, P., and B. Gicquel-Sanzey.** 1982. Cloning and sequencing of the *crp* gene of *Escherichia coli* K12. *Nucleic Acids Res.* **10**:1363–1378.
845. **Cossart, P., M. Katinka, and M. Yaniv.** 1981. Nucleotide sequence of the *thrB* gene of *E. coli*, and its two adjacent regions; the *thrAB* and *thrBC* junctions. *Nucleic Acids Res.* **9**:339–347.
846. **Cossart, P., M. Katinka, M. Yaniv, I. Saint Girons, and G. N. Cohen.** 1979. Construction and expression of a hybrid plasmid containing the *Escherichia coli thrA* and *thrB* genes. *Mol. Gen. Genet.* **175**:39–44.
847. **Cotter, P. A., S. B. Melville, J. A. Albrecht, and R. P. Gunsalus.** 1997. Aerobic regulation of cytochrome d oxidase (*cydAB*) operon expression in *Escherichia coli*: roles of Fnr and ArcA in repression and activation. *Mol. Microbiol.* **25**:605–615.
848. **Coulton, J. W., P. Mason, and D. D. Allatt.** 1987. *shuC* and *shuD* genes for iron (III)-ferrichrome transport into *Escherichia coli* K-12. *J. Bacteriol.* **169**:3844–3849.
849. **Coulton, J. W., P. Mason, D. R. Cameron, G. Carmel, R. Jean, and H. N. Rode.** 1986. Protein fusions of β-galactosidase to the ferrichrome-iron receptor of *Escherichia coli* K-12. *J. Bacteriol.* **165**:181–192.
850. **Coulton, J. W., P. Mason, and M. S. DuBow.** 1983. Molecular cloning of the ferrichrome-iron receptor of *Escherichia coli* K-12. *J. Bacteriol.* **156**:1315–1321.
851. **Court, D. L., T. A. Patterson, T. Baker, N. Costantino, X. Mao, and D. I. Friedman.** 1995. Structural and functional analyses of the transcription-translocation proteins NusB and NusE. *J. Bacteriol.* **177**:2589–2591.
852. **Covarrubias, A., and F. Bastarrachea.** 1983. Nucleotide sequence of the *glnA* control region of *Escherichia coli*. *Mol. Gen. Genet.* **190**:171–175.
853. **Covarrubias, A., R. Sanchez-Pescador, A. Osorio, F. Bolivar, and F. Bastarrachea.** 1980. ColE1 hybrid plasmids containing *Escherichia coli* genes involved in the biosynthesis of glutamate and glutamine. *Plasmid* **3**:150–164.
854. **Cowman, A., and I. R. Beacham.** 1980. Molecular cloning of the gene (*ush*) from *Escherichia coli* specifying periplasmic UDP-sugar hydrolase (5'-nucleotidase). *Gene* **12**:281–286.
855. **Cox, E. C., and D. L. Horner.** 1986. DNA sequence and coding properties of *mutD* (*dnaQ*) a dominant *Escherichia coli* mutator gene. *J. Mol. Biol.* **190**:113–117.
856. **Cox, E. C., and T. Gibson.** 1974. Selection for high mutation rates in chemostats. *Genetics* **77**:169–184.
857. **Cox, G. B., H. Rosenberg, J. A. Downie, and S. Silver.** 1981. Genetic analysis of mutants affected in the Pst inorganic phosphate transport system. *J. Bacteriol.* **148**:1–9.
858. **Cox, G. B., I. G. Young, L. M. McCann, and F. Gibson.** 1969. Biosynthesis of ubiquinone in *Escherichia coli* K-12; location of genes affecting the metabolism of 3-octaprenyl-4-hydroxybenzoic acid and 2-octaprenyl-phenol. *J. Bacteriol.* **99**:450–458.
859. **Cox, J. C.** 1989. *Escherichia coli* formate dehydrogenase mutants with altered selenopolymer profiles. *Arch. Microbiol.* **152**:397–400.
860. **Cox, J. L., B. J. Cox, V. Fidanza, and D. H. Calhoun.** 1987. The complete

- nucleotide sequence of the *ilvGMEDA* cluster of *Escherichia coli* K-12. *Gene* **56**:185-198.
861. Crabeel, M., D. Charlier, G. Weyens, A. Feller, A. Pierard, and N. Glansdorff. 1980. Use of gene cloning to determine polarity of an operon: genes *carAB* of *Escherichia coli*. *J. Bacteriol.* **143**:921-925.
862. Crabeel, M., D. Charlier, R. Cunin, A. Bogen, N. Glansdorff, and A. Pierard. 1975. Accumulation of arginine precursors in *Escherichia coli*: effects on growth, enzyme repression, and application to the forward selection of arginine auxotrophs. *J. Bacteriol.* **123**:898-904.
863. Crabeel, M., D. Charlier, R. Cunin, and N. Glansdorff. 1979. Cloning and endonuclease restriction analysis of *argF* and of the control region of the *argECBH* biopolar operon in *Escherichia coli*. *Gene* **5**:207-231.
864. Craig, J. E., Y. Zhang, and M. P. Gallagher. 1994. Cloning of the *nupC* gene of *Escherichia coli* encoding a nucleoside transport system, and identification of an adjacent insertion element, IS 186. *Mol. Microbiol.* **11**:1159-1168.
865. Crawford, I. P., B. Nichols, and C. Yanofsky. 1980. Nucleotide sequence of the *trpB* gene in *Escherichia coli* and *Salmonella typhimurium*. *J. Mol. Biol.* **142**:489-502.
866. Creaghan, I. T., and J. R. Guest. 1977. Suppression of the succinate requirement of lipamide dehydrogenase mutants of *Escherichia coli* by mutations affecting succinate dehydrogenase activity. *J. Gen. Microbiol.* **102**:183-194.
867. Creager, E. S., T. Schulte, and L. I. Rothfield. 1984. Regulation of membrane glycosyltransferases by the *sfrB* and *rfaH* genes of *Escherichia coli* and *Salmonella typhimurium*. *J. Biol. Chem.* **259**:3064-3069.
868. Crofton, S., and P. P. Dennis. 1983. Cloning and orientation of the gene encoding polynucleotide phosphorylase in *Escherichia coli*. *J. Bacteriol.* **156**:479. (Author's correction.)
869. Crofton, S., and P. P. Dennis. 1983. Cloning and orientation of the gene encoding polynucleotide phosphorylase in *Escherichia coli*. *J. Bacteriol.* **154**:58-64.
870. Cronan, J. E., Jr., and E. P. Gelmann. 1973. An estimate of the minimum amount of unsaturated fatty acid required for growth of *Escherichia coli*. *J. Biol. Chem.* **248**:1188-1195.
871. Cronan, J. E., Jr., K. J. Littel, and S. Jackowski. 1982. Genetic and biochemical analyses of pantothenate biosynthesis in *Escherichia coli* and *Salmonella typhimurium*. *J. Bacteriol.* **149**:916-922.
872. Cronan, J. E., Jr., W.-B. Li, R. Coleman, M. Narasimhan, D. de Mendoza, and J. M. Schwab. 1988. Derived amino acid sequence and identification of active site residues of *Escherichia coli* β -hydroxydecanoyl thioester dehydrase. *J. Biol. Chem.* **263**:4641-4646.
873. Crooke, E., M. Akiyama, N. N. Rao, and A. Kornberg. 1994. Genetically altered levels of inorganic polyphosphate in *Escherichia coli*. *J. Biol. Chem.* **269**:6290-6295.
874. Crooke, H., and J. Cole. 1995. The biogenesis of c-type cytochromes in *Escherichia coli* requires a membrane-bound protein, DipZ, with a protein disulphide isomerase-like domain. *Mol. Microbiol.* **15**:1139-1150.
875. Crooke, H., and J. A. Cole. 1994. The biogenesis of c-type cytochromes in *Escherichia coli* requires an integral membrane protein with a protein disulphide isomerase-like domain. GenBank submission X77707.
876. Crowell, D. N., M. S. Anderson, and C. R. H. Raetz. 1986. Molecular cloning of the genes for lipid A disaccharide synthase and UDP-N-acetylglucosamine acyltransferase in *Escherichia coli*. *J. Bacteriol.* **168**:152-159.
877. Crowell, D. N., W. S. Reznikoff, and C. R. H. Raetz. 1987. Nucleotide sequence of the *Escherichia coli* gene for lipid A disaccharide synthase. *J. Bacteriol.* **169**:5727-5734.
878. Csonka, L. N. 1981. Proline over-production results in enhanced osmolarity tolerance in *Salmonella typhimurium*. *Mol. Gen. Genet.* **182**:82-86.
879. Csordas-Toth, E., I. Boros, and P. Venetianer. 1979. Structure of the promoter region for the *rnmB* gene in *Escherichia coli*. *Nucleic Acids Res.* **7**:2189-2197.
880. Cudny, H. J., J. R. Lupski, G. N. Godson, and M. P. Deutscher. 1986. Cloning, sequencing, and species relatedness of the *Escherichia coli* *cca* gene encoding the enzyme tRNA nucleotidyltransferase. *J. Biol. Chem.* **261**:6444-6449.
881. Cui, J., and R. L. Somerville. 1992. Physical map location and transcriptional orientation of the *tyrR* gene of *Escherichia coli* K-12. *J. Bacteriol.* **174**:3832-3833.
882. Cui, J., and R. L. Somerville. 1993. A mutational analysis of the structural basis for transcriptional activation and monomer-monomer interaction in the TyrR system of *Escherichia coli*. *J. Bacteriol.* **175**:1777-1784.
883. Cui, Y., Q. Wang, G. D. Stormo, and J. M. Calvo. 1995. A consensus sequence for binding of Lrp to DNA. *J. Bacteriol.* **177**:4872-4880.
884. Culham, D. E., B. Lasby, A. G. Marangoni, J. L. Milner, B. A. Steer, R. W. van Nues, and J. M. Wood. 1993. Isolation and sequencing of *Escherichia coli* gene *proP* reveals unusual structural features of the osmoregulatory proline/betaine transporter, ProP. *J. Mol. Biol.* **229**:268-276.
885. Cummings, H. S., J. F. Sands, P. C. Foreman, J. Fraser, and J. W. Hershey. 1991. Structure and expression of the *infA* operon encoding translational initiation factor IF1. Transcriptional control by growth rate. *J. Biol. Chem.* **266**:16491-16498.
886. Cummings, H. S., and J. W. B. Hershey. 1994. Translation initiation factor IF1 is essential for cell viability in *Escherichia coli*. *J. Bacteriol.* **176**:198-205.
887. Cunningham, P. R., and D. P. Clark. 1986. The use of suicide substrates to select mutants of *Escherichia coli* lacking enzymes of alcohol fermentation. *Mol. Gen. Genet.* **205**:487-493.
888. Cunningham, R. P., and B. Weiss. 1985. Endonuclease III (*nth*) mutants of *Escherichia coli*. *Proc. Natl. Acad. Sci. USA* **82**:474-478.
889. Cunningham, R. P., S. M. Saporito, S. G. Spitzer, and B. Weiss. 1986. Endonuclease IV (*nfo*) mutant of *Escherichia coli*. *J. Bacteriol.* **168**:1120-1127.
890. Curtis, S. J., and W. Epstein. 1975. Phosphorylation of D-glucose in *Escherichia coli* mutants defective in glucosephosphotransferase, mannose-phosphotransferase, and glucokinase. *J. Bacteriol.* **122**:1189-1199.
891. Dabbs, E. R. 1978. Kasugamycin-dependent mutants of *Escherichia coli*. *J. Bacteriol.* **136**:994-1001.
892. Dabbs, E. R. 1980. The gene for ribosomal protein S21, *rpsU*, maps close to *dnaG* at 66.5 min on the *Escherichia coli* chromosomal linkage map. *J. Bacteriol.* **144**:603-607.
893. Dabbs, E. R. 1981. The gene for ribosomal protein L31, *rpmE*, is located at 88.5 minutes on the *Escherichia coli* chromosomal linkage map. *J. Bacteriol.* **148**:379-382.
894. Dabbs, E. R. 1982. The gene for ribosomal protein L13, *rplM*, is located near *argR*, at about 70 minutes on the *Escherichia coli* chromosomal linkage map. *J. Bacteriol.* **149**:779-782.
895. Dabbs, E. R. 1982. Three additional loci of rifampicin dependence in *Escherichia coli*. *Mol. Gen. Genet.* **187**:519-522.
896. Dabbs, E. R. 1983. A spontaneous mutant of *Escherichia coli* with protein L24 lacking from the ribosome. *Mol. Gen. Genet.* **187**:453-458.
897. Dabbs, E. R. 1983. *Escherichia coli* kasugamycin dependence arising from mutation at the *rpsI* locus. *J. Bacteriol.* **153**:709-715.
898. Dabbs, E. R., and K. Looman. 1981. An antibiotic dependent conditional lethal mutant with a lesion affecting transcription and translation. *Mol. Gen. Genet.* **184**:224-229.
899. Dahlquist, K., and J. D. Puglisi. 1995. Investigating the structure and function of translation initiation factor 1 in *Escherichia coli*. *Nucleic Acids Symp. Ser.* **114**:170-171.
900. Dai, D., and E. E. Ishiguro. 1988. *murH*, a new genetic locus in *Escherichia coli* involved in cell wall peptidoglycan biosynthesis. *J. Bacteriol.* **170**:2197-2201.
901. Dai, K., A. Mukherjee, Y. Xu, and J. Lutkenhaus. 1994. Mutations in *ftsZ* that confer resistance to SulA affect the interaction of FtsZ with GTP. *J. Bacteriol.* **176**:130-136.
902. Dai, K., and J. Lutkenhaus. 1991. *ftsZ* is an essential cell division gene in *Escherichia coli*. *J. Bacteriol.* **173**:3500-3506.
903. Dai, K., Y. Xu, and J. Lutkenhaus. 1993. Cloning and characterization of *ftsN*, an essential cell division gene in *Escherichia coli* isolated as a multicopy suppressor of *ftsA12*(Ts). *J. Bacteriol.* **175**:3790-3797.
904. Dailey, F. E., and H. C. Berg. 1993. Mutants in disulfide bond formation that disrupt flagellar assembly in *Escherichia coli*. *Proc. Natl. Acad. Sci. USA* **90**:1043-1047.
905. Dairi, T., K. Inokuchi, T. Mizuno, and H. Mizushima. 1985. Positive control of transcription initiation in *Escherichia coli*. A base substitution at the Pribnow box renders *ompF* expression independent of a positive regulator. *J. Mol. Biol.* **184**:1-6.
906. Dalbey, R. E. 1991. Leader peptidase. *Mol. Microbiol.* **5**:2855-2860.
907. Daldal, F. 1983. Molecular cloning of the gene for phosphofructokinase-2 of *Escherichia coli* and the nature of a mutation, *pfkBI*, causing a high level of the enzyme. *J. Mol. Biol.* **168**:285-305.
908. Daldal, F. 1984. Nucleotide sequence of gene *pfkB* encoding the minor phosphofructokinase of *Escherichia coli* K-12. *Gene* **28**:337-342.
909. Daldal, F., and D. Fraenkel. 1981. Tn10 insertions in the *pfkB* region of *Escherichia coli*. *J. Bacteriol.* **147**:935-943.
910. Dallas, W. S., I. K. Dev, and P. H. Ray. 1993. The dihydropteroate synthase gene, *folP*, is near the leucine tRNA gene, *leuU*, on the *Escherichia coli* chromosome. *J. Bacteriol.* **175**:7743-7744.
911. Dallas, W. S., J. E. Gowen, P. H. Ray, M. J. Cox, and I. K. Dev. 1992. Cloning, sequencing, and enhanced expression of the dihydropteroate synthase gene of *Escherichia coli* MC4100. *J. Bacteriol.* **174**:5961-5970.
912. Dallmann, H. G., and C. S. McHenry. 1995. DnaX complex of *Escherichia coli* DNA polymerase III holoenzyme. Physical characterization of the DnaX subunits and complexes. *J. Biol. Chem.* **270**:29563-29569.
913. Dallmann, H. G., R. L. Thimmig, and C. S. McHenry. 1995. DnaX complex of *Escherichia coli* DNA polymerase III holoenzyme. Central role of tau in initiation complex assembly and in determining the functional asymmetry of holoenzyme. *J. Biol. Chem.* **270**:29555-29562.
914. Dalrymple, B., and J. S. Mattick. 1986. Genes encoding threonine tRNA's with the anticodon CGU from *Escherichia coli* and *Pseudomonas aeruginosa*. *Biochem. Int.* **13**:547-553.
915. Dam, M., S. Douthwaite, T. Tenson, and A. S. Mankin. 1996. Mutations in domain II of 23 S rRNA facilitate translation of a 23 S rRNA-encoded pentapeptide conferring erythromycin resistance. *J. Mol. Biol.* **259**:1-6.

916. Dame, J. B., and B. M. Shapiro. 1976. Use of polymyxin G, levallorphan, and tetracaine to isolate novel mutants of *Escherichia coli*. *J. Bacteriol.* **127**:961-972.
917. Dammel, C. S., and H. F. Noller. 1995. Suppression of a cold-sensitive mutation in 16S rRNA by overexpression of a novel ribosome-binding factor, RbfA. *Genes Dev.* **9**:626-637.
918. Danchin, A. 1977. A new technique for selection of sensitive and auxotrophic mutants of *E. coli*: isolation of a strain sensitive to an excess of one-carbon metabolites. *Mol. Gen. Genet.* **150**:293-299.
919. Danchin, A., and J. Dondon. 1980. Serine sensitivity of *Escherichia coli* K12: partial characterization of a serine resistant mutant that is extremely sensitive to 2-ketobutyrate. *Mol. Gen. Genet.* **178**:155-164.
920. Dandanell, G., and K. Hammer. 1985. Two operator sites separated by 599 base pairs are required for *deoR* repression of the *deo* operon of *Escherichia coli*. *EMBO J.* **4**:3333-3338.
921. Danese, P. N., C. K. Murphy, and T. J. Silhavy. 1995. Multicopy suppression of cold-sensitive *sec* mutations in *Escherichia coli*. *J. Bacteriol.* **177**:4969-4973.
922. Danese, P. N., and T. J. Silhavy. 1998. CpxP, a stress-combative member of the Cpx regulon. *J. Bacteriol.* **180**:831-839.
923. Dang, C. V., M. Niwano, J. Ryu, and B. L. Taylor. 1986. Inversion of aerotactic response in *Escherichia coli* deficient in cheB protein methyl-esterase. *J. Bacteriol.* **166**:275-280.
924. Daniel, J., and A. Danchin. 1979. Involvement of cyclic AMP and its receptor protein in the sensitivity of *Escherichia coli* K12 toward serine. *Mol. Gen. Genet.* **176**:343-350.
925. Daniel, J., and I. Saint-Girons. 1982. Attenuation in the threonine operon: effects of amino acids present in the presumed leader peptide in addition to threonine and isoleucine. *Mol. Gen. Genet.* **188**:225-227.
926. Daniels, D. L., G. Plunkett, V. D. Burland, and F. R. Blattner. 1992. Analysis of the *Escherichia coli* genome: DNA sequence of the region from 84.5 to 86.5 minutes. *Science* **257**:771-778.
927. Danielsen, S., M. Kilstrup, K. Barilla, B. Jochimsen, and J. Neuhard. 1992. Characterization of the *Escherichia coli* *codBA* operon encoding cytosine permease and cytosine deaminase. *Mol. Microbiol.* **6**:1335-1344.
928. Danot, O., D. Vidal-Ingigliardi, and O. Raibaud. 1996. Two amino acid residues from the DNA-binding domain of MalT play a crucial role in transcriptional activation. *J. Mol. Biol.* **262**:1-11.
929. Dardel, F., G. Fayat, and S. Blanquet. 1984. Molecular cloning and primary structure of the *Escherichia coli* methionyl-tRNA synthetase gene. *J. Bacteriol.* **160**:1115-1122.
930. Dardel, F., M. Panvert, S. Blanquet, and G. Fayat. 1991. Locations of the *metG* and *mmp* genes on the physical map of *Escherichia coli*. *J. Bacteriol.* **173**:3273.
931. Dardonville, B., and O. Raibaud. 1990. Characterization of *malT* mutants that constitutively activate the maltose regulon of *Escherichia coli*. *J. Bacteriol.* **172**:1846-1852.
932. D'Ari, R., and J. C. Rabinowitz. 1991. Purification, characterization, cloning, and amino acid sequence of the bifunctional enzyme 5,10-methylenetetrahydrofolate dehydrogenase/5,10-methylenetetrahydrofolate cyclohydrolase from *Escherichia coli*. *J. Biol. Chem.* **266**:23953-23958.
933. D'Ari, R., and O. Huisman. 1983. Novel mechanism of cell division inhibition associated with the SOS response in *Escherichia coli*. *J. Bacteriol.* **156**:243-250.
934. Darlison, M. G., and J. R. Guest. 1984. Nucleotide sequence encoding the iron-sulfur protein subunit of the succinate dehydrogenase of *Escherichia coli*. *Biochem. J.* **223**:507-517.
935. Darlison, M. G., M. E. Spencer, and J. R. Guest. 1984. Nucleotide sequence of the *sucA* gene encoding the 2-oxoglutarate dehydrogenase of *Escherichia coli* K12. *Eur. J. Biochem.* **141**:351-359.
936. Daruwala, R., D. K. Bhattacharyya, O. Kwon, and R. Meganathan. 1997. Menaquinone (vitamin K₂) biosynthesis: overexpression, purification, and characterization of a new isochorismate synthase from *Escherichia coli*. *J. Bacteriol.* **179**:3133-3138.
937. Darwin, A., H. Hussain, L. Griffiths, J. Grove, Y. Sambongi, S. J. Busby, and J. A. Cole. 1993. Regulation and sequence of the structural gene for cytochrome c552 from *Escherichia coli*: not a hexahaem but a 50 kDa tetrahaem nitrite reductase. *Mol. Microbiol.* **9**:1255-1265.
938. Darwin, A., P. Tormay, L. Page, L. Griffiths, and J. A. Cole. 1993. Identification of the formate dehydrogenases and genetic determinants of formate-dependent nitrite reduction by *Escherichia coli* K12. *J. Gen. Microbiol.* **139**:1829-1840.
939. Das, A. 1992. How the phage lambda N gene product suppresses transcription termination: communication of RNA polymerase with regulatory proteins mediated by signals in nascent RNA. *J. Bacteriol.* **174**:6711-6716.
940. Das, A., D. L. Court, and S. Adhya. 1976. Isolation and characterization of conditional lethal mutants of *Escherichia coli* defective in transcription termination factor rho. *Proc. Natl. Acad. Sci. USA* **73**:1959-1963.
941. Dasgupta, S., R. Bernander, and K. Nordstrom. 1991. *In vivo* effect of the *tus* mutation on cell division in an *Escherichia coli* strain where chromosome replication is under the control of plasmid R1. *Res. Microbiol.* **142**:177-180.
942. Dass, S. B., and R. Jayaraman. 1985. Intragenic suppression of the temperature sensitivity caused by a mutation in a gene controlling transcription (*fit*) in *Escherichia coli*. *Mol. Gen. Genet.* **198**:299-303.
943. Dassa, E., and M. Hofnung. 1985. Sequence of gene *malG* in *E. coli* K12: homologies between integral membrane components from binding protein-dependent transport systems. *EMBO J.* **4**:2287-2293.
944. Dassa, E., and P. L. Boquet. 1981. *expA*: a conditional mutation affecting the expression of a group of exported proteins in *Escherichia coli* K-12. *Mol. Gen. Genet.* **181**:192-200.
945. Dassa, E., and P. L. Boquet. 1985. Identification of the gene *appA* for the acid phosphatase (pH optimum 2.5) of *Escherichia coli*. *Mol. Gen. Genet.* **200**:68-73.
946. Dassa, J., C. Marck, and P. L. Boquet. 1990. The complete nucleotide sequence of the *Escherichia coli* gene *appA* reveals significant homology between pH 2.5 acid phosphatase and glucose-1-phosphatase. *J. Bacteriol.* **172**:5497-5500.
947. Dassa, J., H. Fsihi, C. Marck, M. Dion, M. Kieffer-Bontemps, and P. L. Boquet. 1991. A new oxygen-regulated operon in *Escherichia coli* comprises the genes for a putative third cytochrome oxidase and for pH 2.5 acid phosphatase (*appA*). *Mol. Gen. Genet.* **229**:341-352.
948. Dassain, M., and J. P. Bouché. 1994. The *min* locus, which confers topological specificity to cell division, is not involved in its coupling with nucleoid separation. *J. Bacteriol.* **176**:6143-6145.
949. Datta, D. B., B. Arden, and U. Henning. 1977. Major proteins of the *Escherichia coli* outer cell envelope membrane as bacteriophage receptors. *J. Bacteriol.* **131**:821-829.
950. Datta, P., T. J. Gross, J. R. Omnass, and R. V. Patil. 1987. Covalent structure of biodegradative threonine dehydratase of *Escherichia coli*: homology with other dehydratases. *Proc. Natl. Acad. Sci. USA* **84**:393-397.
951. Dattananda, C. S., and J. Gowrishankar. 1989. Osmoregulation in *Escherichia coli*: complementation analysis and gene-protein relationships in the *proU* locus. *J. Bacteriol.* **171**:1915-1922.
952. Daub, E., R. Kinach, D. Miedema, J. F. J. Barnard, S. L. Clugston, and J. F. Honek. 1997. *Escherichia coli* glyoxalase I. GenBank submission U57363.
953. Dautry-Varsat, A., A. L. Sibilli-Weil, and G. N. Cohen. 1977. Subunit structure of the methionine-repressible aspartokinase II-homoserine dehydrogenase II from *Escherichia coli* K12. *Eur. J. Biochem.* **76**:1-6.
954. Davie, E., K. Sydnor, and L. I. Rothfield. 1984. Genetic basis of minicell formation in *Escherichia coli* K-12. *J. Bacteriol.* **158**:1202-1203. (Erratum, **160**:831.)
955. Davies, I. J., and W. T. Drabble. 1996. Stringent and growth-rate-dependent control of the *gua* operon of *Escherichia coli* K-12. *Microbiology* **142**:2429-2437.
956. Davies, J. E., P. Anderson, and B. D. Davis. 1965. Inhibition of protein synthesis by spectinomycin. *Science* **149**:1096-1098.
957. Davies, J. K., and P. R. Reeves. 1975. Genetics of resistance to colicins in *Escherichia coli* K-12: cross-resistance among colicins of group A. *J. Bacteriol.* **123**:102-117.
958. Davies, W. D., and B. E. Davidson. 1982. The nucleotide sequence of *aroG*, the gene for 3-deoxy-D-arabinoheptulosonate-7-phosphate synthetase (*phe*) in *Escherichia coli* K-12. *Nucleic Acids Res.* **10**:4045-4048.
959. Davies, W. D., J. Pittard, and B. E. Davidson. 1985. Cloning of *aroG*, the gene coding for phospho-2-keto-3-deoxy-heptonate aldolase (*phe*), in *Escherichia coli* K-12, and subcloning of the *aroG* promoter and operator in a promoter-detecting plasmid. *Gene* **33**:323-331.
960. Davis, E. J., J. M. Blatt, E. K. Henderson, J. J. Whittaker, and J. H. Jackson. 1977. Valine-sensitive acetohydroxy acid synthetases in *Escherichia coli* K-12: unique regulation modulated by multiple genetic sites. *Mol. Gen. Genet.* **156**:239-249.
961. Davis, E. O., M. C. Jones-Mortimer, and P. J. F. Henderson. 1984. Location of a structural gene for xylose-H⁺ symport at 91 min. on the linkage map of *Escherichia coli*. *J. Biol. Chem.* **259**:1520-1525.
962. Davis, E. O., and P. J. F. Henderson. 1987. The cloning and DNA sequence of the gene *xyIE* for xylose-proton symport in *Escherichia coli* K12. *J. Biol. Chem.* **262**:13928-13932.
963. Davis, M. G., and J. M. Calvo. 1977. Isolation and characterization of λ *pleu* bacteriophages. *J. Bacteriol.* **129**:1078-1090.
964. Davis, N. K., S. Greer, M. C. Jones-Mortimer, and R. N. Perham. 1982. Isolation and mapping of glutathione reductase-negative mutants in *Escherichia coli* K-12. *J. Gen. Microbiol.* **128**:1631-1634.
965. Davis, T., M. Yamada, M. Elgort, and M. H. Saier. 1988. Nucleotide sequence of the mannitol (*mtl*) operon in *Escherichia coli*. *Mol. Microbiol.* **2**:405-412.
966. Daws, T. D., C. J. Lim, and J. A. Fuchs. 1989. *In vitro* construction of *gshB::kan* in *Escherichia coli* and use of *gshB::kan* in mapping the *gshB* locus. *J. Bacteriol.* **171**:5218-5221.
967. Daws, T. D., and J. A. Fuchs. 1984. Isolation and characterization of an *Escherichia coli* mutant deficient in dTMP kinase activity. *J. Bacteriol.* **157**:440-444.
968. De Biase, D., M. Simmaco, G. Sweeney, D. Barra, F. Bossa, and R. A. John. 1993. Isolation and cloning of the gene from *Escherichia coli* encod-

- ing glutamate decarboxylase. *Biotechnol. Appl. Biochem.* **18**:139–142.
969. **de Boer, P. A., R. E. Crossley, A. R. Hand, and L. I. Rothfield.** 1991. The MinD protein is a membrane ATPase required for the correct placement of the *Escherichia coli* division site. *EMBO J.* **10**:4371–4380.
970. **de Boer, P. A., R. E. Crossley, and L. I. Rothfield.** 1989. A division inhibitor and a topological specificity factor coded for by the minicell locus determine proper placement of the division septum in *E. coli*. *Cell* **56**:641–649.
971. **de Boer, P. A., R. E. Crossley, and L. I. Rothfield.** 1990. Central role for the *Escherichia coli* *minC* gene product in two different cell division-inhibition systems. *Proc. Natl. Acad. Sci. USA* **87**:1129–1133.
- 971a. **de Boer, P. A., R. E. Crossley, and L. I. Rothfield.** 1988. Isolation and properties of *minB*, a complex genetic locus involved in correct placement of the division site in *Escherichia coli*. *J. Bacteriol.* **170**:2106–2112.
972. **de Crouy-Chanel, A., M. Kohiyama, and G. Richarme.** 1995. A novel function of *Escherichia coli* chaperone DnaJ. Protein-disulfide isomerase. *J. Biol. Chem.* **270**:22669–22672.
973. **de Geus, P., H. M. Verheij, N. H. Riegman, W. P. M. Hoekstra, and G. de Haas.** 1984. The pro- and mature forms of the *E. coli* K-12 outer membrane phospholipase A are identical. *EMBO J.* **3**:1799–1802.
974. **de Geus, P., I. van Die, H. Bergmans, J. Tommassen, and G. de Haas.** 1983. Molecular cloning of *pldA*, the structural gene for outer membrane phospholipase of *E. coli* K12. *Mol. Gen. Genet.* **190**:150–155.
975. **de la Campa, A. G., M. Aldea, C. Hernandez-Chico, A. Tormo, and M. Vicente.** 1988. Segregation of elongation potential in *Escherichia coli* mediated by the *wee* genetic system. *Curr. Microbiol.* **17**:315–319.
976. **De La Vega, F. M., J. M. Galindo, I. G. Old, and G. Guarneros.** 1996. Microbial genes homologous to the peptidyl-tRNA hydrolase-encoding gene of *Escherichia coli*. *Gene* **169**:97–100.
977. **De Las Penas, A., L. Connolly, and C. A. Gross.** 1997. The σ^{E} -mediated response to extracytoplasmic stress in *Escherichia coli* is transduced by RseA and RseB, two negative regulators of σ^{E} . *Mol. Microbiol.* **24**:373–385.
978. **De Lorenzo, V., M. Herrero, F. Giovannini, and J. B. Neilands.** 1988. Fur (ferric uptake regulation) protein and CAP (catabolite-activator protein) modulate transcription of *fur* gene in *Escherichia coli*. *Eur. J. Biochem.* **173**:537–546.
979. **de Massy, B., S. Bejar, J. Louarn, J. P. Bouché.** 1987. Inhibition of replication forks exiting the terminus region of the *Escherichia coli* chromosome occurs at two loci separated by 5 min. *Proc. Natl. Acad. Sci. USA* **84**:1759–1763.
980. **de Rekarte, U. D., M. Cortes, A. Porco, G. Nino, and T. Isturiz.** 1994. Mutations affecting gluconate catabolism in *Escherichia coli*. Genetic mapping of loci for the low affinity transport and the thermoresistant gluconokinase. *J. Basic Microbiol.* **34**:363–370.
981. **De Rekarte, U. D., and T. Isturiz.** 1994. A mutation affecting gluconate catabolism in *Escherichia coli*: the locus for the main high affinity transport. *Acta Cient. Venez.* **45**:96–101.
982. **De Reuse, H., and A. Danchin.** 1988. The *ptsH*, *ptsI*, and *crr* genes of the *Escherichia coli* phosphoenolpyruvate-dependent phosphotransferase system: a complex operon with several modes of transcription. *J. Bacteriol.* **170**:3827–3837.
983. **De Reuse, H., A. Kolb, and A. Danchin.** 1992. Positive regulation of the expression of the *Escherichia coli* *pts* operon. Identification of the regulatory regions. *J. Mol. Biol.* **226**:623–635.
- 983a. **De Reuse, H., A. M. Roy, and A. Danchin.** 1985. Analysis of the *ptsH-ptsI-crr* region in *Escherichia coli* K-12: nucleotide sequence of the *ptsH* gene. *Gene* **35**:199–207.
- 983b. **De Reuse, H., E. Hunter, and A. Danchin.** 1984. Analysis of the *ptsH-ptsI-crr* region in *Escherichia coli* K-12: evidence for the existence of a single transcriptional unit. *Gene* **32**:31–40.
984. **Dean, D. O., and R. James.** 1991. Identification of a gene, closely linked to *dnaK*, which is required for high-temperature growth of *Escherichia coli*. *J. Gen. Microbiol.* **137**:1271–1277.
985. **Dean, G. E., R. M. Macnab, J. Stader, P. Matsumura, and C. Burks.** 1984. Gene sequence and predicted amino acid sequence of the *motA* protein, a membrane-associated protein required for flagellar rotation in *Escherichia coli*. *J. Bacteriol.* **159**:991–999.
986. **Deana, A., R. Ehrlich, and C. Reiss.** 1996. Synonymous codon selection controls in vivo turnover and amount of mRNA in *Escherichia coli* *bla* and *ompA* genes. *J. Bacteriol.* **178**:2718–2720.
987. **Death, A., L. Notley, and T. Ferenci.** 1993. Derepression of LamB protein facilitates outer membrane permeation of carbohydrates into *Escherichia coli* under conditions of nutrient stress. *J. Bacteriol.* **175**:1475–1483.
988. **Debarbouille, M., and M. Schwartz.** 1979. The use of gene fusions to study the expression of *malT*, the positive regulator gene of the maltose regulon. *J. Mol. Biol.* **132**:521–534.
989. **Debarbouille, M., and M. Schwartz.** 1980. Mutants which make more *malT* product, the activator of the maltose regulon in *Escherichia coli*. *Mol. Gen. Genet.* **178**:589–595.
990. **Debarbouille, M., P. Cossart, and O. Raibaud.** 1982. A DNA sequence containing the control sites for gene *malT* and for the *malPG* operon. *Mol. Gen. Genet.* **185**:88–92.
991. **Debenham, P. G., and M. B. T. Webb.** 1988. The isolation and preliminary characterisation of a novel *Escherichia coli* mutant *rorB* with enhanced sensitivity to ionising radiation. *Mol. Gen. Genet.* **215**:161–164.
992. **Debenham, P. G., M. B. T. Webb, and J. Law.** 1988. The cloning of the *rorB* gene of *Escherichia coli*. *Mol. Gen. Genet.* **215**:156–160.
993. **Debouck, C.** 1995. GenBank submission X02306.
994. **Debouck, C., A. Riccio, D. Schumperli, K. McKenney, J. Jeffers, C. Hughes, M. Rosenberg, M. Heusterspreute, and J. Davison.** 1985. Structure of the galactokinase gene of *Escherichia coli*, the last (?) gene of the *gal* operon. *Nucleic Acids Res.* **13**:1841–1853.
995. **DeChavigny, A., P. N. Heacock, and W. Dowhan.** 1991. Sequence and inactivation of the *pss* gene of *Escherichia coli*. Phosphatidylethanolamine may not be essential for cell viability. *J. Biol. Chem.* **266**:5323–5332.
996. **Deeley, M. C., and C. Yanofsky.** 1981. Nucleotide sequence of the structural gene for tryptophanase of *Escherichia coli* K-12. *J. Bacteriol.* **147**:787–796.
997. **DeFelice, M., J. Guardiola, A. Lamberti, and M. Iaccarino.** 1973. *Escherichia coli* K-12 mutants altered in the transport systems for oligo- and dipeptides. *J. Bacteriol.* **116**:751–756.
998. **DeFeyer, R. C., B. E. Davidson, and J. Pittard.** 1986. Nucleotide sequence of the transcription unit containing the *aroL* and *aroM* genes from *Escherichia coli* K-12. *J. Bacteriol.* **165**:233–239.
999. **DeFeyer, R. C., and J. Pittard.** 1986. Genetic and molecular analysis of *aroL*, the gene for shikimate kinase II in *Escherichia coli* K-12. *J. Bacteriol.* **165**:226–232.
1000. **Degrise, E.** 1991. Development of stable, genetically well-defined conditionally viable *Escherichia coli* strains. *Mol. Gen. Genet.* **227**:49–51.
1001. **Deguchi, Y., I. Yamato, and Y. Anraku.** 1989. Molecular cloning of *gltS* and *gltP*, which encode glutamate carriers of *Escherichia coli*. *J. Bacteriol.* **171**:1314–1319.
1002. **Deguchi, Y., I. Yamato, and Y. Anraku.** 1990. Nucleotide sequence of *gltS*, the Na⁺ glutamate symport carrier gene of *Escherichia coli* B. *J. Biol. Chem.* **265**:21704–21708.
1003. **del Campillo-Campbell, A., and A. Campbell.** 1982. Molybdenum cofactor requirement for biotin sulfoxide reduction in *Escherichia coli*. *J. Bacteriol.* **149**:469–478.
1004. **del Campillo-Campbell, A., and A. Campbell.** 1996. Alternative gene for biotin sulfoxide reduction in *Escherichia coli* K-12. *J. Mol. Evol.* **42**:85–90.
1005. **Del Casale, P. Sollitti, and R. H. Chesney.** 1983. Cytoplasmic L-asparaginase: isolation of a defective strain and mapping of *ansA*. *J. Bacteriol.* **154**:513–515.
1006. **del Castillo, I., J. E. Gonzalez-Pastor, J. L. San Millan, and F. Moreno.** 1991. Nucleotide sequence of the *Escherichia coli* regulatory gene *mprA* and construction and characterization of *mprA*-deficient mutants. *J. Bacteriol.* **173**:3924–3929.
1007. **del Castillo, I., J. M. Gomez, and F. Moreno.** 1990. *mprA*, an *Escherichia coli* gene that reduces growth-phase-dependent synthesis of microcins B17 and C7 and blocks osmoinduction of *proU* when cloned on a high-copy-number plasmid. *J. Bacteriol.* **172**:437–445.
1008. **Delaney, J. M.** 1990. A *cya* deletion mutant of *Escherichia coli* develops thermotolerance but does not exhibit a heat-shock response. *Genet. Res.* **55**:1–6.
1009. **Delaney, J. M., and C. Georgopoulos.** 1992. Physical map locations of the *trxB*, *htrD*, *cydC*, and *cydD* genes of *Escherichia coli*. *J. Bacteriol.* **174**:3824–3825.
1010. **Delaney, J. M., D. Ang, and C. Georgopoulos.** 1992. Isolation and characterization of the *Escherichia coli* *htrD* gene, whose product is required for growth at high temperatures. *J. Bacteriol.* **174**:1240–1247.
1011. **Delaney, J. M., D. Wall, and C. Georgopoulos.** 1993. Molecular characterization of the *Escherichia coli* *htrD* gene: cloning, sequence, regulation, and involvement with cytochrome *d* oxidase. *J. Bacteriol.* **175**:166–175.
1012. **Delcuve, G., and P. P. Dennis.** 1981. An amber mutation in a ribosomal protein gene: ineffective suppression stimulates operon-specific transcription. *J. Bacteriol.* **147**:997–1001.
1013. **Delcuve, G., W. L. Downing, H. M. Lewis, and P. P. Dennis.** 1980. Nucleotide sequence of the proximal portion of the RNA polymerase B subunit gene of *Escherichia coli*. *Gene* **11**:367–373.
1014. **DelGiudice, L.** 1979. Method for isolating restriction- and modification-resistant mutants of *Escherichia coli* K-12. *J. Bacteriol.* **137**:673–676.
1015. **Delidakis, C. E., M. C. Jones-Mortimer, and H. L. Kornberg.** 1982. A mutant inducible for galactitol utilization in *Escherichia coli* K12. *J. Gen. Microbiol.* **128**:601–604.
1016. **Demerec, M., E. A. Adelberg, A. J. Clark, and P. E. Hartman.** 1966. A proposal for a uniform nomenclature in bacterial genetics. *Genetics* **54**:61–76.
1017. **DeMoss, J. A., and P.-Y. Hsu.** 1991. NarK enhances nitrate uptake and nitrite excretion in *Escherichia coli*. *J. Bacteriol.* **173**:3303–3310.
1018. **Demple, B., and S. Linn.** 1982. On the recognition and cleavage mechanism of *Escherichia coli* endodeoxyribonuclease V, a possible DNA repair enzyme. *J. Biol. Chem.* **257**:2848–2855.

1019. **Dempsey, W. B., and H. Itoh.** 1970. Characterization of pyridoxine auxotrophs of *Escherichia coli*: serine and PdxF mutants. *J. Bacteriol.* **104**:658–667.
1020. **Dempsey, W. B., and L. J. Arcement.** 1971. Identification of the forms of vitamin B6 present in the culture media of “vitamin B6 control” mutants. *J. Bacteriol.* **107**:580–582.
1021. **Deng, M., and R. Misra.** 1996. Examination of AsmA and its effect on the assembly of *Escherichia coli* outer membrane proteins. *Mol. Microbiol.* **21**:605–612.
1022. **Denklauf, D., and A. Bock.** 1987. L-Cysteine biosynthesis in *Escherichia coli*: nucleotide sequence and expression of the serine acetyltransferase (*cysE*) gene from the wild-type and a cysteine-excreting mutant. *J. Gen. Microbiol.* **133**:515–525.
1023. **Derouiche, R., M. Gavioli, H. Benedetti, A. Prilipov, C. Lazdunski, and R. Llobes.** TolA central domain interacts with *Escherichia coli* porins. *EMBO J.* **15**:6408–6415.
1024. **Descoteaux, A., and G. R. Drapeau.** 1987. Regulation of cell division in *Escherichia coli* K-12: probable interactions among proteins FtsQ, FtsA, and FtsZ. *J. Bacteriol.* **169**:1938–1942.
1025. **Deutch, A. H., C. J. Smith, K. E. Rushlow, and P. J. Kretschmer.** 1982. *Escherichia coli* delta-1-pyrroline-5-carboxylate reductase: gene sequence, protein overproduction and purification. *Nucleic Acids Res.* **10**:7701–7714.
1026. **Deutch, A. H., K. E. Rushlow, and C. J. Smith.** 1984. Analysis of the *Escherichia coli* *proBA* locus by DNA and protein sequencing. *Nucleic Acids Res.* **12**:6337–6355.
1027. **Deutch, A. H., and R. L. Soffer.** 1978. *Escherichia coli* mutants defective in dipeptidyl carboxypeptidase. *Proc. Natl. Acad. Sci. USA* **75**:5998–6001.
1028. **Deutch, C. E.** 1992. Oxidation of L-thiazolidine-4-carboxylate by L-proline dehydrogenase in *Escherichia coli*. *J. Gen. Microbiol.* **138**:1593.
1029. **DeVeaux, L. C., D. S. Clevenson, C. Bradbeer, and R. J. Kadner.** 1986. Identification of the BtuCED polypeptides and evidence for their role in vitamin B₁₂ transport in *Escherichia coli*. *J. Bacteriol.* **167**:920–927.
1030. **DeVeaux, L. C., J. E. Cronan, Jr., and T. L. Smith.** 1989. Genetic and biochemical characterization of a mutation (*fata*) that allows *trans* unsaturated fatty acids to replace the essential *cis* unsaturated fatty acids of *Escherichia coli*. *J. Bacteriol.* **171**:1562–1568.
1031. **DeVeaux, L. C., and R. J. Kadner.** 1985. Transport of vitamin B₁₂ in *Escherichia coli*: cloning of the *btuCD* region. *J. Bacteriol.* **162**:888–896.
1032. **Dewar, S. J., and W. D. Donachie.** 1993. Antisense transcription of the *ftsZ-ftsA* gene junction inhibits cell division in *Escherichia coli*. *J. Bacteriol.* **175**:7097–7101.
1033. **deWind, N., M. de Jong, M. Meijer, and A. R. Stuitje.** 1985. Site-directed mutagenesis of the *Escherichia coli* chromosome near *oriC*: identification and characterization of *asnC*, a regulatory element in *E. coli* asparagine metabolism. *Nucleic Acids Res.* **13**:8797–8811.
1034. **Dhillon, T. S.** 1981. Temperate coliphage HK022: virions, DNA, one-step growth, attachment site, and the prophage genetic map. *J. Gen. Virol.* **55**:487–492.
1035. **Dhillon, T. S., A. P. W. Poon, Y. W. Hui, and E. K. S. Dhillon.** 1982. Lambdoid coliphage HK139 integrates between *his* and *supD*. *J. Virol.* **44**:716–719.
1036. **Diaz, R., and C. Kaiser.** 1981. Rac^- *E. coli* K12 strains carry a preferential attachment site for λ rev. *Mol. Gen. Genet.* **183**:484–489.
1037. **Diaz, R., P. Barnsley, and R. H. Pritchard.** 1979. Location and characterization of a new replication origin in the *E. coli* K12 chromosome. *Mol. Gen. Genet.* **175**:151–157.
1038. **Diaz, R., and R. H. Pritchard.** 1978. Cloning of replication origins from the *E. coli* K12 chromosome. *Nature* **275**:561–564.
1039. **Dibb, N. J., and P. B. Wolfe.** 1986. *lep* operon proximal gene is not required for growth or secretion by *Escherichia coli*. *J. Bacteriol.* **166**:83–87.
1040. **Dicker, I. B., and S. Seetharam.** 1991. Cloning and nucleotide sequence of the *firA* gene and the *firA200*(Ts) allele from *Escherichia coli*. *J. Bacteriol.* **173**:334–344.
1041. **Diderichsen, B.** 1980. *cur-1*, a mutation affecting the phenotype of *sup*⁺ strains of *Escherichia coli*. *Mol. Gen. Genet.* **180**:425–428.
1042. **Diderichsen, B.** 1981. Improved mapping of *ksgB* and integration of transposons near *rcIB* and *terC* in *Escherichia coli*. *J. Bacteriol.* **146**:409–411.
1043. **Diderichsen, B., and G. De Hauwer.** 1980. Improved mapping of the *tyrS* locus in *Escherichia coli*. *Mol. Gen. Genet.* **178**:647–650.
1044. **Diderichsen, B., and L. Desmarez.** 1980. Variations in phenotype of *relB* mutants of *Escherichia coli* and the effect of *pus* and *sup* mutations. *Mol. Gen. Genet.* **180**:429–437.
1045. **Dierksen, K. P., and J. E. Trempy.** 1996. Identification of a second RcsA protein, a positive regulator of colanic acid capsular polysaccharide genes, in *Escherichia coli*. *J. Bacteriol.* **178**:5053–5056.
1046. **Diez, A. A., A. Farewell, U. Nannmark, T. Nyström.** 1997. A mutation in the *ftsK* gene of *Escherichia coli* affects cell-cell separation, stationary-phase survival, stress adaptation, and expression of the gene encoding the stress protein UspA. *J. Bacteriol.* **179**:5878–5883.
1047. **DiFrancesco, R., S. K. Bhatnagar, A. Brown, and M. J. Bessman.** 1984. The interaction of DNA polymerase III and the product of the *Escherichia coli* mutator gene, *mutD*. *J. Biol. Chem.* **259**:5567–5573.
1048. **DiGate, R. J., and K. J. Mariani.** 1989. Molecular cloning and DNA sequence analysis of *Escherichia coli* *topB*, the gene encoding topoisomerase III. *J. Biol. Chem.* **264**:17924–17930.
- 1048a. **Dijkstra, A. J.** 1997. Ph.D. thesis. University of Groningen, Groningen, The Netherlands.
1049. **Dijkstra, A. J., and W. Keck.** 1996. Identification of new members of the lytic transglycosylase family in *Haemophilus influenzae* and *Escherichia coli*. *Microb. Drug Resist.* **2**:141–145.
1050. **Dila, D., E. Sutherland, L. Moran, B. Slatko, and E. A. Raleigh.** 1990. Genetic and sequence organization of the *merBC* locus of *Escherichia coli* K-12. *J. Bacteriol.* **172**:4888–4900.
1051. **Dillon, D. A., W. I. Wu, B. Riedel, J. B. Wissing, W. Dowhan, and G. M. Carman.** 1996. The *Escherichia coli* *pgpB* gene encodes for a diacylglycerol pyrophosphate phosphatase activity. *J. Biol. Chem.* **271**:30548–30553.
1052. **Dimri, G. P., G. F.-L. Ames, L. D'Ari, and J. C. Rabinowitz.** 1991. Physical map location of the *Escherichia coli* gene encoding the bifunctional enzyme 5,10-methylene-tetrahydrofolate dehydrogenase/5,10-methenyl-tetrahydrofolate cyclohydrolase. *J. Bacteriol.* **173**:5251.
1053. **DiNardo, S., K. A. Voelkel, R. Sternglanz, A. E. Reynolds, and A. Wright.** 1982. *Escherichia coli* DNA topoisomerase I mutants have compensatory mutations in DNA gyrase genes. *Cell* **31**:43–51.
1054. **Ding, Q., S. Kusano, M. Villarejo, and A. Ishihama.** 1995. Promoter selectivity control of *Escherichia coli* RNA polymerase by ionic strength: differential recognition of osmoregulated promoters by E sigma D and E sigma S holoenzymes. *Mol. Microbiol.* **16**:649–656.
1055. **Diorio, C., J. Cai, J. Marmor, R. Shinder, and M. S. DuBow.** 1995. An *Escherichia coli* chromosomal *ars* operon homolog is functional in arsenic detoxification and is conserved in gram-negative bacteria. *J. Bacteriol.* **177**:2050–2056.
1056. **DiRusso, C. C.** 1988. Nucleotide sequence of the *fadR* gene, a multifunctional regulator of fatty acid metabolism in *Escherichia coli*. *Nucleic Acids Res.* **16**:7995–8009.
1057. **DiRusso, C. C.** 1990. Primary sequence of the *Escherichia coli* *fadBA* operon, encoding the fatty acid-oxidizing multienzyme complex, indicates a high degree of homology to eucaryotic enzymes. *J. Bacteriol.* **172**:6459–6468.
1058. **DiRusso, C. C., and W. D. Nunn.** 1985. Cloning and characterization of a gene *fadR* involved in regulation of fatty acid metabolism in *Escherichia coli*. *J. Bacteriol.* **161**:583–588.
1059. **Diver, W. P., N. J. Sargentini, and K. C. Smith.** 1982. A mutation (*radA100*) in *Escherichia coli* that selectively sensitizes cells grown in rich medium to X- or UV-radiation, or methyl methanesulphonate. *Int. J. Radiat. Biol.* **42**:339–346.
1060. **D'Mello, R., S. Hill, and R. K. Poole.** 1996. The cytochrome bd quinol oxidase in *Escherichia coli* has an extremely high oxygen affinity and two oxygen-binding haems: implications for regulation of activity *in vivo* by oxygen inhibition. *Microbiology* **142**:755–763.
1061. **Dobrynya, O. Y., T. N. Bol'shakova, and V. N. Gershanovich.** 1986. The isolation and mapping of a mutation which impairs the function of the cytoplasm-specific component of the fructose transport system in *Escherichia coli*. *Sov. Genet. (Engl. Transl. Genetika)* **21**:981–986.
- 1061a. **Dodgson, C., P. Amor, and C. Whitfield.** 1996. Distribution of the *rol* gene encoding the regulator of lipopolysaccharide O-chain length in *Escherichia coli* and its influence on the expression of group I capsular K antigens. *J. Bacteriol.* **178**:1895–1902.
1062. **Doi, M., M. Wachi, F. Ishino, S. Tomioka, M. Ito, Y. Sakagami, A. Suzuki, and M. Matsuhashi.** 1988. Determinations of the DNA sequence of the *mreB* gene and of the gene products of the *mre* region that function in formation of the rod shape of *Escherichia coli* cells. *J. Bacteriol.* **170**:4619–4624.
1063. **Donch, J., and J. Greenberg.** 1968. Genetic analysis of *lon* mutants of strain K-12 of *Escherichia coli*. *Mol. Gen. Genet.* **103**:105–115.
1064. **Dong, H., L. A. Kirsebom, and L. Nilsson.** 1996. Growth rate regulation of 4.5 S RNA and M1 RNA the catalytic subunit. *J. Mol. Biol.* **261**:303–308.
1065. **Dong, J., S. Iuchi, H. S. Kwan, Z. Lu, and E. C. C. Lin.** 1993. The deduced amino-acid sequence of the cloned *cpxR* gene suggests the protein is the cognate regulator for the membrane sensor, CpxA, in a two-component signal transduction system of *Escherichia coli*. *Gene* **136**:227–230.
1066. **Dong, J. M., J. S. Taylor, D. J. Latour, S. Iuchi, and E. C. C. Lin.** 1993. Three overlapping *let* genes involved in L-lactate utilization by *Escherichia coli*. *J. Bacteriol.* **175**:6671–6678.
1067. **Dong, Z., R. Onrust, M. Skangalis, and M. E. O'Donnell.** 1993. DNA polymerase III accessory proteins. I. *hola* and *holB* encoding delta and delta'. *J. Biol. Chem.* **268**:11758–11765.
1068. **Donnelly, C. E., and G. C. Walker.** 1992. Coexpression of UmuD' with UmuC suppresses the UV mutagenesis deficiency of *groE* mutants. *J. Bacteriol.* **174**:3133–3139.
1069. **Donovan, W. P., and S. R. Kushner.** 1983. Amplification of ribonuclease II (*mb*) activity in *Escherichia coli* K12. *Nucleic Acids Res.* **11**:265–275.
1070. **Donovan, W. P., and S. R. Kushner.** 1983. Cloning and physical analysis of

- the *pyrF* gene (coding for orotidine-5'-phosphate decarboxylase) from *Escherichia coli* K-12. *Gene* **25**:39-48.
1071. Doolittle, R. F., D. F. Feng, K. L. Anderson, and M. R. Alberro. 1990. A naturally occurring horizontal gene transfer from a eukaryote to a prokaryote. *J. Mol. Evol.* **31**:383-388.
1072. Dorman, C. J., and C. F. Higgins. 1987. Fimbrial phase variation in *Escherichia coli*: dependence on integration host factor and homologies with other site-specific recombinases. *J. Bacteriol.* **169**:3840-3843.
1073. Dorrell, N., A. Ahmed, and S. H. Moss. 1993. Photoreactivation in a *phrB* mutant of *Escherichia coli* K-12: evidence for the role of a second protein in photorepair. *Photochem. Photobiol.* **58**:831-835.
1074. Dosch, D. C., G. L. Helmer, S. H. Sutton, F. F. Salvacion, and W. Epstein. 1991. Genetic analysis of potassium transport loci in *Escherichia coli*: evidence for three constitutive systems mediating uptake of potassium. *J. Bacteriol.* **173**:687-696.
1075. Doskocil, J., and F. Sorm. 1970. The mode of action of 5-aza-2'-deoxycytidine in *Escherichia coli*. *J. Biochem. (Tokyo)* **13**:180-187.
1076. Doublet, P., J. van Heijenoort, and D. Mengin-Lecreulx. 1992. Identification of the *Escherichia coli murI* gene, which is required for the biosynthesis of D-glutamic acid, a specific component of bacterial peptidoglycan. *J. Bacteriol.* **174**:5772-5779.
1077. Doublet, P., J. van Heijenoort, J. P. Bohin, and D. Mengin-Lecreulx. 1993. The *murI* gene of *Escherichia coli* is an essential gene that encodes a glutamate racemase activity. *J. Bacteriol.* **175**:2970-2979.
1078. Dougherty, T. J., J. A. Thanassi, and M. J. Pucci. 1993. The *Escherichia coli* mutant requiring D-glutamic acid is the result of mutations in two distinct genetic loci. *J. Bacteriol.* **175**:111-116.
1079. Douville, K., A. Price, J. Eichler, A. Economou, and W. Wickner. 1995. SecYEG and SecA are the stoichiometric components of preprotein translocase. *J. Biol. Chem.* **270**:20106-20111.
1080. Douville, K., M. Leonard, L. Brundage, K. Nishiyama, H. Tokuda, S. Mizushima, and W. Wickner. 1994. Band 1 subunit of *Escherichia coli* preprotein translocase and integral membrane export factor P12 are the same protein. *J. Biol. Chem.* **269**:18705-18707.
1081. Dover, N., C. F. Higgins, O. Carmel, A. Rimón, E. Pinner, and E. Padan. 1996. Na⁺-induced transcription of *nhaA*, which encodes an Na⁺/H⁺ antiporter in *Escherichia coli*, is positively regulated by *nhaR* and affected by *hns*. *J. Bacteriol.* **178**:6508-6517.
1082. Dover, S., and Y. S. Halpern. 1974. Genetic analysis of the gamma-aminobutyrate utilization pathway in *Escherichia coli* K-12. *J. Bacteriol.* **117**:494-501.
1083. Downing, W. L., and P. P. Dennis. 1987. Transcription products from the *rplKAIL-rpoBC* gene cluster. *J. Mol. Biol.* **194**:609-620.
1084. Downing, W. L., S. L. Sullivan, M. E. Gottesman, and P. P. Dennis. 1990. Sequence and transcriptional pattern of the essential *Escherichia coli secE-nusG* operon. *J. Bacteriol.* **172**:1621-1627.
1085. Drapal, N., and G. Sawers. 1995. Promoter 7 of the *Escherichia coli pfl* operon is a major determinant in the anaerobic regulation of expression by ArcA. *J. Bacteriol.* **177**:5338-5341.
- 1085a. Drexler, H. 1977. Specialized transduction of the biotin region of *Escherichia coli* by phage T1. *Mol. Gen. Genet.* **152**:59-63.
1086. Driver, R. P., and R. P. Lawther. 1985. Physical analysis of deletion mutations in the *ihvGEDA* operon of *Escherichia coli* K-12. *J. Bacteriol.* **162**:598-606.
1087. Drolet, M., L. Peloquin, Y. Echelard, L. Cousineau, and A. Sasarman. 1989. Isolation and nucleotide sequence of the *hemA* gene of *Escherichia coli* K12. *Mol. Gen. Genet.* **216**:347-352.
1088. Drotschmann, K., A. Aronshtam, H. J. Fritz, and M. G. Marinus. 1998. The *Escherichia coli* MutL protein stimulates binding of Vsr and MutS to heteroduplex DNA. *Nucleic Acids Res.* **26**:948-953.
1089. Drury, L. S., and R. S. Buxton. 1985. DNA sequence analysis of the *dye* gene of *Escherichia coli* reveals amino acid homology between the Dye and OmpR proteins. *J. Biol. Chem.* **260**:4236-4242.
1090. Drury, L. S., and R. S. Buxton. 1988. Identification and sequencing of the *Escherichia coli cet* gene which codes for an inner membrane protein, mutation of which causes tolerance of colicin E2. *Mol. Microbiol.* **2**:109-119.
1091. Dubnau, E., and P. Margolin. 1972. Suppression of promoter mutations by the pleiotropic *supX* mutations. *Mol. Gen. Genet.* **117**:91-112.
1092. Dubourdieu, M., and J. A. DeMoss. 1992. The *narJ* gene product is required for biogenesis of respiratory nitrate reductase in *Escherichia coli*. *J. Bacteriol.* **174**:867-872.
1093. Duchange, N., M. M. Zakin, P. Ferrara, I. Saint-Girons, I. Park, S. V. Tran, M.-C. Py, and G. N. Cohen. 1983. Structure of the *metJBLF* cluster in *Escherichia coli* K12. Sequence of the *metB* structural gene of the 5'- and 3'-flanking regions of the *metBL* operon. *J. Biol. Chem.* **258**:14868-14871.
1094. Duclos, B., J. C. Cortay, F. Bleicher, E. Z. Ron, C. Richaud, I. Saint Girons, and A. J. Cozzone. 1989. Nucleotide sequence of the *metA* gene encoding homoserine trans-succinylase in *Escherichia coli*. *Nucleic Acids Res.* **17**:2856.
1095. Duester, G., R. K. Campen, and W. M. Holmes. 1981. Nucleotide sequence of an *Escherichia coli* tRNA (Leu 1) operon and identification of the transcription promoter signal. *Nucleic Acids Res.* **9**:2121-2139.
1096. Duester, G., and W. M. Holmes. 1980. The distal end of the ribosomal RNA operon *rrnD* of *Escherichia coli* contains a tRNA^{I^{leu}} gene, two 5s rRNA genes and a transcription terminator. *Nucleic Acids Res.* **8**:3793-3807.
1097. Duggan, L. J., T. M. Hill, S. Wu, K. Garrison, X. Zhang, and P. A. Gottlieb. 1995. Using modified nucleotides to map the DNA determinants of the Tus-TerB complex, the protein-DNA interaction associated with termination of replication in *Escherichia coli*. *J. Biol. Chem.* **270**:28049-28054.
1098. Duncan, K., A. Lewendon, and J. R. Coggins. 1984. The complete amino acid sequence of *Escherichia coli* 5-enolpyruvylshikimate 3-phosphate synthase. *FEBS Lett.* **170**:59-63.
1099. Duncan, K., and J. R. Coggins. 1986. The *serC-araA* operon of *Escherichia coli*. A mixed operon encoding enzymes from two different amino acid biosynthetic pathways. *Biochem. J.* **234**:49-57.
1100. Duncan, K., S. Chaudhuri, M. S. Campbell, and J. R. Coggins. 1986. The overexpression and complete amino acid sequence of *Escherichia coli* 3-dehydroquinase. *Biochem. J.* **238**:475-483.
1101. Dunderdale, H. J., G. J. Sharples, R. G. Lloyd, and S. C. West. 1994. Cloning, overexpression, purification and characterization of the *Escherichia coli* RuvC Holliday junction resolvase. *J. Biol. Chem.* **269**:5187-5194.
1102. Dunn, T. M., and R. Schleif. 1984. Deletion analysis of the *Escherichia coli* *ara* P_C and P_{BAD} promoters. *J. Mol. Biol.* **180**:201-204.
1103. Duplay, P., H. Bedouelle, A. Fowler, I. Zabin, W. Saurin, and M. Hofnung. 1984. Sequence of the *malE* gene and of its product, the maltose-binding protein of *Escherichia coli* K12. *J. Biol. Chem.* **259**:10606-10613.
1104. Dutreix, M., P. L. Moreau, A. Bailone, F. Galibert, J. Battista, G. C. Walker, and R. Devoret. 1989. New *recA* mutations that dissociate the various RecA protein activities in *Escherichia coli* provide evidence for an additional role for RecA protein in UV mutagenesis. *J. Bacteriol.* **171**:2415-2423.
1105. Dworkin, J., G. Jovanovic, and P. Model. 1997. Role of upstream activation sequences and integration host factor in transcriptional activation by the constitutively active prokaryotic enhancer-binding protein PspF. *J. Mol. Biol.* **273**:377-388.
1106. Dykstra, C., and S. R. Kushner. 1985. Physical characterization of the cloned protease III gene from *Escherichia coli* K-12. *J. Bacteriol.* **163**:1055-1059.
1107. Dykstra, C. C., D. Prasher, and S. R. Kushner. 1984. Physical and biochemical analysis of the cloned *recB* and *recC* genes of *Escherichia coli* K-12. *J. Bacteriol.* **157**:21-27.
1108. Dykxhoorn, D. M., R. St. Pierre, and T. Linn. 1996. Synthesis of the beta and beta' subunits of *Escherichia coli* RNA polymerase is autogenously regulated *in vivo* by both transcriptional and translational mechanisms. *Mol. Microbiol.* **19**:483-493.
1109. Easton, A. M., and S. R. Kushner. 1983. Transcription of the *uvrD* gene of *Escherichia coli* is controlled by the *lexA* repressor and by attenuation. *Nucleic Acids Res.* **11**:8625-8640.
1110. Eberhardt, S., G. Richter, W. Gimbel, T. Werner, and A. Bacher. 1996. Cloning, sequencing, mapping and hyperexpression of the *ribC* gene coding for riboflavin synthase of *Escherichia coli*. *Eur. J. Biochem.* **242**:712-719.
1111. Echelard, Y., J. Dymetriszyn, M. Drolet, and A. Sasarman. 1988. Nucleotide sequence of the *hemB* gene of *Escherichia coli* K12. *Mol. Gen. Genet.* **214**:503-508.
1112. Echols, H., A. Garen, and A. Torriani. 1961. Genetic control of repression of alkaline phosphatase in *E. coli*. *J. Mol. Biol.* **3**:425-438.
1113. Echols, H., C. Lu, and P. M. J. Burgers. 1983. Mutator strains of *Escherichia coli*, *mutD* and *dnaQ*, with defective exonucleolytic editing by DNA polymerase III holoenzyme. *Proc. Natl. Acad. Sci. USA* **80**:2189-2192.
1114. Eckhardt, T. 1980. Isolation of plasmids carrying the arginine repressor gene *argR* of *Escherichia coli* K12. *Mol. Gen. Genet.* **178**:447-452.
1115. Edgar, R., and E. Bibi. 1997. MdfA, an *Escherichia coli* multidrug resistance protein with an extraordinarily broad spectrum of drug recognition. *J. Bacteriol.* **179**:2274-2280. (Erratum, **179**:5654.)
1116. Edlund, T., and S. Normark. 1981. Recombination between short DNA homologues causes tandem duplications. *Nature* **292**:269-271.
1117. Edlund, T., T. Grundstrom, and S. Normark. 1979. Isolation and characterization of DNA repetitions carrying the chromosomal beta-lactamase gene of *Escherichia coli* K-12. *Mol. Gen. Genet.* **173**:115-125.
1118. Edwards, E. S., S. S. Rondeau, and J. A. DeMoss. 1983. *chlC* (*nar*) operon of *Escherichia coli* includes structural genes for alpha and beta subunits of nitrate reductase. *J. Bacteriol.* **153**:1513-1520.
1119. Edwards, R. M., and M. Yudkin. 1982. Location of the gene for the low-affinity tryptophan-specific permease of *Escherichia coli*. *Biochem. J.* **204**:617-619.
1120. Egan, A. F., and R. R. B. Russell. 1973. Conditional mutations affecting the cell envelope of *Escherichia coli* K-12. *Genet. Res.* **21**:139-152.
1121. Egan, S. E., R. Fliege, S. Tong, A. Shibata, R. E. Wolf, and T. Conway.

1992. Molecular characterization of the Entner-Doudoroff pathway in *Escherichia coli*: sequence analysis and localization of promoters for the *edd-eda* operon. *J. Bacteriol.* **174**:4638–4646.
1122. Egan, S. M., and V. Stewart. 1991. Mutational analysis of nitrate regulatory gene *narL* in *Escherichia coli* K-12. *J. Bacteriol.* **173**:4424–4432.
- 1122a. Eggertsson, G., and D. Söll. 1988. Transfer ribonucleic acid-mediated suppression of termination codons in *Escherichia coli*. *Microbiol. Rev.* **52**:354–374.
1123. Eggleston, A. K., and S. C. West. 1996. Exchanging partners: recombination in *E. coli*. *Trends Genet.* **12**:20–26.
1124. Ehlerl, K., J. V. Holtje, and M. F. Templin. 1995. Cloning and expression of a murein hydrolase lipoprotein from *Escherichia coli*. *Mol. Microbiol.* **16**:761–768.
1125. Ehrenreich, A., K. Forchhammer, P. Tormay, B. Veprek, and A. Bock. 1992. Selenoprotein synthesis in *E. coli*. Purification and characterisation of the enzyme catalysing selenium activation. *Eur. J. Biochem.* **206**:767–773.
1126. Ehresmann, C., C. Philippe, E. Westhof, L. Benard, C. Portier, and B. Ehresmann. 1995. A pseudoknot is required for efficient translational initiation and regulation of the *Escherichia coli rpsO* gene coding for ribosomal protein S15. *Biochem. Cell Biol.* **73**:1131.
1127. Ehring, R., K. Beyreuther, J. K. Wright, and P. Overath. 1980. *In vitro* and *in vivo* products of *E. coli* lactose permease gene are identical. *Nature* **283**:537–540.
1128. Ehrle, R., C. Pick, R. Ulrich, E. Hofmann, and M. Ehrmann. 1996. Characterization of transmembrane domains 6, 7, and 8 of MalF by mutational analysis. *J. Bacteriol.* **178**:2255–2262.
1129. Ehrmann, M., and W. Boos. 1987. Identification of endogenous inducers of the *mal* regulon in *Escherichia coli*. *J. Bacteriol.* **169**:3539–3545.
1130. Ehrmann, M., W. Boos, E. Ormseth, H. P. Schweizer, and T. J. Larson. 1987. Divergent transcription of the *sn*-glycerol-3-phosphate active transport (*glpT*) and anaerobic *sn*-glycerol-3-phosphate dehydrogenase (*glpA glpC glpB*) genes of *Escherichia coli* K-12. *J. Bacteriol.* **169**:526–532.
1131. Eichhorn, E., J. R. van der Ploeg, M. A. Kertesz, and T. Leisinger. 1997. Characterization of alpha-ketoglutarate-dependent taurine dioxygenase from *Escherichia coli*. *J. Biol. Chem.* **272**:23031–23036.
1132. Eichler, K., A. Buchet, F. Bourgis, H. P. Kleber, and M. A. Mandrand-Berthelot. 1995. The *fix* *Escherichia coli* region contains four genes related to carnitine metabolism. *J. Basic Microbiol.* **35**:217–227.
1133. Eichler, K., A. Buchet, R. Lemke, H. P. Kleber, and M. A. Mandrand-Berthelot. 1996. Identification and characterization of the *caif* gene encoding a potential transcriptional activator of carnitine metabolism in *Escherichia coli*. *J. Bacteriol.* **178**:1248–1257.
1134. Eichler, K., F. Bourgis, A. Buchet, H.-P. Kleber, and M. A. Mandrand-Berthelot. 1994. Molecular characterization of the *cai* operon necessary for carnitine metabolism in *Escherichia coli*. *Mol. Microbiol.* **13**:775–786.
1135. Eichler, K., W.-H. Schunck, H.-P. Kleber, and M. A. Mandrand-Berthelot. 1994. Cloning, nucleotide sequence, and expression of the *Escherichia coli* gene encoding carnitine dehydratase. *J. Bacteriol.* **176**:2970–2975.
1136. Eick-Helmerich, K., K. Hantke, and V. Braun. 1987. Cloning and expression of the *exbB* gene of *Escherichia coli* K-12. *Mol. Gen. Genet.* **206**:246–251.
1137. Eick-Helmerich, K., and V. Braun. 1989. Import of biopolymers into *Escherichia coli*: nucleotide sequences of the *exbB* and *exbD* genes are homologous to those of the *tolQ* and *tolR* genes, respectively. *J. Bacteriol.* **171**:5117–5126.
1138. Eiglmeier, K., W. Boos, and S. T. Cole. 1987. Nucleotide sequence and transcriptional startpoint of the *glpT* gene of *E. coli*: extensive sequence homology of the glycerol-3-phosphate transport protein with components of the hexose-6-phosphate transport system. *Mol. Microbiol.* **1**:251–258.
1139. Eisen, J. A., K. S. Sweder, and P. C. Hanawalt. 1995. Evolution of the SNF2 family of proteins: subfamilies with distinct sequences and functions. *Nucleic Acids Res.* **23**:2715–2723.
1140. Eisenbeis, S., and J. Parker. 1981. Strains of *Escherichia coli* carrying the structural gene for histidyl-tRNA synthetase on a high copy-number plasmid. *Mol. Gen. Genet.* **183**:115–122.
1141. Eisenbeis, S., and J. Parker. 1982. The nucleotide sequence of the promoter region of *hisS*, the structural gene for histidyl-tRNA synthetase. *Gene* **18**:107–114.
1142. Eisenstein, B. I., D. S. Sweet, V. Vaughn, and D. I. Friedman. 1987. Integration host factor is required for the DNA inversion that controls phase variation in *Escherichia coli*. *Proc. Natl. Acad. Sci. USA* **84**:6506–6510.
1143. el Yaagoubi, A., M. Kohiyama, and G. Richarme. 1996. Defect in export and synthesis of the periplasmic galactose receptor MglB in *dnaK* mutants of *Escherichia coli*, and decreased stability of the *mglB* mRNA. *Microbiology* **142**:2595–2602.
1144. el-Hajji, H. H., L. Wang, and B. Weiss. 1992. Multiple mutant of *Escherichia coli* synthesizing virtually thymineless DNA during limited growth. *J. Bacteriol.* **174**:4450–4456.
1145. Elledge, S. J., and G. C. Walker. 1983. Proteins required for ultraviolet light and chemical mutagenesis. Identification of the products of the *umuC* locus of *Escherichia coli*. *J. Mol. Biol.* **164**:175–192.
1146. Ellwood, M., and M. Nomura. 1982. Chromosomal locations of the genes for rRNA in *Escherichia coli* K-12. *J. Bacteriol.* **149**:458–468.
1147. Elseviers, D., L. A. Petruccio, and P. Gallagher. 1984. Novel *E. coli* mutants deficient in biosynthesis of 5-methylaminomethyl-2-thiouridine. *Nucleic Acids Res.* **12**:3521–3533.
1148. Elseviers, D., P. Gallagher, A. Hoffman, B. Weinberg, and I. Schwartz. 1982. Molecular cloning and regulation of expression of the genes for initiation factor 3 and two aminoacyl-tRNA synthetases. *J. Bacteriol.* **152**:357–362.
1149. Elvin, C. M., C. M. Hardy, and H. Rosenberg. 1985. P_i exchange mediated by the GlpT-dependent *sn*-glycerol-3-phosphate transport system in *Escherichia coli*. *J. Bacteriol.* **161**:1054–1058.
1150. Elvin, C. M., N. E. Dixon, and H. Rosenberg. 1986. Molecular cloning of the phosphate (inorganic) transport (*pit*) gene of *Escherichia coli* K-12: identification of the *pit*⁺ gene product and physical mapping of the *pit-gor* region. *Mol. Gen. Genet.* **204**:477–484.
1151. Emmerich, R. V., and I. N. Hirshfield. 1987. Mapping of the constitutive lysyl-tRNA synthetase gene of *Escherichia coli* K-12. *J. Bacteriol.* **169**:5311–5313.
1152. Emr, S. D., J. Hedgepeth, J. M. Clement, T. J. Silhavy, and M. Hofnung. 1980. Sequence analysis of mutations that prevent export of λ receptor, an *Escherichia coli* outer membrane protein. *Nature* **285**:82–85.
1153. Emr, S. D., S. Hanley-Way, and T. J. Silhavy. 1981. Suppressor mutations that restore export of a protein with a defective signal sequence. *Cell* **23**:79–88.
1154. Engel, H., A. J. Smink, L. van Wijngaarden, and W. Keck. 1992. Murein-metabolizing enzymes from *Escherichia coli*: existence of a second lytic transglycosylase. *J. Bacteriol.* **174**:6394–6403.
1155. Engel, H., B. Kazemier, and W. Keck. 1991. Murein-metabolizing enzymes from *Escherichia coli*: sequence analysis and controlled overexpression of the *slt* gene, which encodes the soluble lytic transglycosylase. *J. Bacteriol.* **173**:6773–6782.
1156. Engelhorn, M., F. Bocard, C. Murtin, P. Prentki, and J. Geiselmann. 1995. *In vivo* interaction of the *Escherichia coli* integration host factor with its specific binding sites. *Nucleic Acids Res.* **23**:2959–2965.
1157. Enger-Valk, B., H. Heyneker, R. A. Oosterbaan, and P. H. Pouwels. 1980. Construction of new cloning vehicles with genes of the tryptophan operon of *Escherichia coli* as genetic markers. *Gene* **9**:69–85.
1158. Englesberg, E., J. Irr, J. Power, and N. Lee. 1965. Positive control of enzyme synthesis by gene C in the L-arabinose system. *J. Bacteriol.* **90**:946–957.
1159. Enomoto, M., K. Oosawa, and H. Momota. 1983. Mapping of the *pin* locus coding for a site-specific recombinase that causes flagellar-phase variation in *Escherichia coli* K-12. *J. Bacteriol.* **156**:663–668.
1160. Ephrati-Elizur, E. 1993. A mutation in a new gene of *Escherichia coli*, *psu*, requires secondary mutations for survival: *psu* mutants express a pleiotropic suppressor phenotype. *J. Bacteriol.* **175**:207–213.
1161. Epstein, W., and B. S. Kim. 1971. Potassium transport loci in *Escherichia coli* K-12. *J. Bacteriol.* **108**:639–644.
1162. Epstein, W., E. Buurman, D. McLaggan, and J. Naprstek. 1993. Multiple mechanisms, roles and controls of K⁺ transport in *Escherichia coli*. *Biochem. Soc. Trans.* **21**:1006–1010.
1163. Epstein, W., S. Jewett, and C. F. Fox. 1970. Isolation and mapping of phosphotransferase mutants in *Escherichia coli*. *J. Bacteriol.* **104**:793–797.
- 1163a. Epstein, W., et al. 1996. GenBank submission X97282.
1164. Eriani, G., G. Dirheimer, and J. Gangloff. 1989. Isolation and characterization of the gene coding for *Escherichia coli* arginyl-tRNA synthetase. *Nucleic Acids Res.* **17**:5725–5736.
1165. Eriani, G., G. Dirheimer, and J. Gangloff. 1990. Aspartyl-tRNA synthetase from *Escherichia coli*: cloning and characterisation of the gene, homologues of its translated amino acid sequence with asparaginyl- and lysyl-tRNA synthetases. *Nucleic Acids Res.* **18**:7109–7118.
1166. Erie, D. A., O. Hajiseyedjavadi, M. C. Young, and P. H. von Hippel. 1993. Multiple RNA polymerase conformations and GreA: control of the fidelity of transcription. *Science* **262**:867–873.
1167. Eriksson-Grennberg, K. G., H. G. Boman, J. A. T. Jansson, and S. Thoren. 1965. Resistance of *Escherichia coli* to penicillins. I. Genetic study of some ampicillin mutants. *J. Bacteriol.* **90**:54–62.
1168. Eriksson-Grennberg, K. G., K. Nordstrom, and P. Englund. 1971. Resistance of *Escherichia coli* to penicillins. IX. Genetics and physiology of class II ampicillin-resistant mutants that are galactose negative or sensitive to bacteriophage C21, or both. *J. Bacteriol.* **108**:1210–1223.
1169. Erni, B., and B. Zanolari. 1985. The mannose-permease of the bacterial phosphotransferase system. Gene cloning and purification of the enzyme II^{Man}/III^{Man} complex of *Escherichia coli*. *J. Biol. Chem.* **260**:15495–15503.
1170. Erni, B., and B. Zanolari. 1986. Glucose-permease of the bacterial phosphotransferase system. Gene cloning, overproduction and amino acid sequence of enzyme II^{Glc}. *J. Biol. Chem.* **261**:16398–16403.
1171. Erni, B., B. Zanolari, and H. P. Kocher. 1987. The mannose permease of *Escherichia coli* consists of three different proteins: amino acid sequence and function in sugar transport, sugar phosphorylation, and penetration of

- phage λ DNA. *J. Biol. Chem.* **262**:5238–5247.
1172. **Ernsting, B. R., J. W. Denninger, R. M. Blumenthal, and R. G. Matthews.** 1993. Regulation of the *glbBDF* operon of *Escherichia coli*: how is a leucine-insensitive operon regulated by the leucine-responsive regulatory protein? *J. Bacteriol.* **175**:7160–7169.
1173. **Erpel, T., P. Hwang, C. S. Craik, R. J. Fletterick, and M. E. McGrath.** 1992. Physical map location of the new *Escherichia coli* gene *eco*, encoding the serine protease inhibitor ecotin. *J. Bacteriol.* **174**:1704.
1174. **Escarceller, M., J. Hicks, G. Gudmundsson, G. Trump, D. Touati, S. T. Lovett, P. L. Foster, K. McEntee, and M. F. Goodman.** 1994. Involvement of *Escherichia coli* DNA polymerase II in response to oxidative damage and adaptive mutation. *J. Bacteriol.* **176**:6221–6228.
1175. **Eschenbrenner, M., J. Covas, and M. Fontecave.** 1995. NADPH-sulfite reductase flavoprotein from *Escherichia coli*: contribution to the flavin content and subunit interaction. *FEBS Lett.* **374**:82–84.
1176. **Esmon, B. E., C. R. Kensil, C. C. Cheng, and M. Glaser.** 1980. Genetic analysis of *Escherichia coli* mutants defective in adenylate kinase and *sn*-glycerol 3-phosphate acyltransferase. *J. Bacteriol.* **141**:405–408.
1177. **Espion, D., C. Kaiser, and C. Dambly-Chaudiere.** 1983. A third defective lambdaoid prophage of *Escherichia coli* K12 defined by the λ derivative. *J. Mol. Biol.* **170**:611–633.
1178. **Essenberg, R. C.** 1984. Use of homocysteic acid for selecting mutants at the *gltS* locus of *Escherichia coli* K12. *J. Gen. Microbiol.* **130**:1311–1314.
1179. **Essenberg, R. C., and H. L. Kornberg.** 1977. Location of the gene for hexose phosphate transport (*uhp*) on the chromosome of *Escherichia coli*. *J. Gen. Microbiol.* **99**:157–169.
1180. **Estevenon, A. M., J. Kooistra, and N. Sicard.** 1995. An *Escherichia coli* strain deficient for both exonuclease V and deoxycytidine triphosphate deaminase shows enhanced sensitivity to ionizing radiation. *Mol. Gen. Genet.* **246**:514–518.
1181. **Evans, R., N. R. Seeley, and P. Kuempel.** 1979. Loss of *rac* locus DNA in merozygotes of *Escherichia coli* K12. *Mol. Gen. Genet.* **175**:245–250.
1182. **Evans, S., and P. P. Dennis.** 1985. Promoter activity and transcript mapping in the regulatory region for genes encoding ribosomal protein S15 and polynucleotide phosphorylase of *Escherichia coli*. *Gene* **40**:15–22.
1183. **Eveland, S. S., D. L. Pompliano, and M. S. Anderson.** 1997. Conditionally lethal *Escherichia coli* murein mutants contain point defects that map to regions conserved among murein and folyl poly-gamma-glutamate ligases: identification of a ligase superfamily. *Biochemistry* **36**:6223–6229.
1184. **Evensen, G., and E. Seeberg.** 1982. Adaptation to alkylation resistance involves the induction of a DNA glycosylase. *Nature* **296**:773–775.
1185. **Ewart, C. D., D. A. Jude, J. L. Thain, and W. W. Nichols.** 1995. Frequency and mechanism of resistance to antibacterial action of ZM240401, (6S)-6-fluoro-shikimic acid. *Antimicrob. Agents Chemother.* **39**:87–93.
1186. **Ezaki, B., H. Mori, T. Ogura, and S. Hiraga.** 1990. Possible involvement of the *ugpA* gene product in the stable maintenance of mini-F plasmid in *Escherichia coli*. *Mol. Gen. Genet.* **223**:361–368.
1187. **Ezaki, B., T. Ogura, H. Mori, H. Niki, and S. Hiraga.** 1989. Involvement of DnaK protein in mini-F plasmid replication: temperature-sensitive *seg* mutations are located in the *dnaK* gene. *Mol. Gen. Genet.* **218**:183–189.
1188. **Ezaki, B., T. Ogura, H. Niki, and S. Hiraga.** 1991. Partitioning of a mini-F plasmid into anucleate cells of the *mukB* null mutant. *J. Bacteriol.* **173**:6643–6646.
1189. **Ezekiel, D. H.** 1965. False feedback inhibition of aromatic amino acid biosynthesis by B-2 thienyl-alanine. *Biochim. Biophys. Acta* **95**:54–62.
1190. **Ezekiel, D. H., and J. E. Hutchins.** 1968. Mutations affecting RNA polymerase associated with rifampicin resistance in *Escherichia coli*. *Nature* **220**:276–277.
1191. **Faatz, E., A. Middendorf, and E. Bremer.** 1988. Cloned structural genes for the osmotically regulated binding-protein-dependent glycine betaine transport system (ProU) of *Escherichia coli* K-12. *Mol. Microbiol.* **2**:265–279.
1192. **Fabianek, R. A., H. Hennecke, and L. Thony-Meyer.** 1998. The active-site cysteines of the periplasmic thioredoxin-like protein CcmG of *Escherichia coli* are important but not essential for cytochrome *c* maturation in vivo. *J. Bacteriol.* **180**:1947–1950.
1193. **Fabiny, J. M., A. Jayakumar, A. C. Chinault, and E. M. Barnes, Jr.** 1991. Ammonium transport in *Escherichia coli*: localization and nucleotide sequence of the *amtA* gene. *J. Gen. Microbiol.* **137**:983–989.
1194. **Faik, P., and H. L. Kornberg.** 1973. Isolation and properties of *E. coli* mutants affected in gluconate uptake. *FEBS Lett.* **32**:260–263.
- 1194a. **Fajardo, D. A., and R. Misra.** 1997. *Escherichia coli* porin (*ompG*) gene, complete cds. GenBank submission U49400.
1195. **Falconi, M., A. Brandi, A. La Teana, C. O. Gualerzi, and C. L. Pon.** 1996. Antagonistic involvement of FIS and H-NS proteins in the transcriptional control of *hns* expression. *Mol. Microbiol.* **19**:965–975.
1196. **Falkinham, J. O.** 1979. Identification of a mutation affecting an alanine- α -ketoisovalerate transaminase activity in *Escherichia coli* K-12. *Mol. Gen. Genet.* **176**:147–149.
1197. **Falk-Krzesinski, H. J., and A. J. Wolfe.** 1998. Genetic analysis of the *nuo* locus, which encodes the proton-translocating NADH dehydrogenase in *Escherichia coli*. *J. Bacteriol.* **180**:1174–1184.
1198. **Fandl, J.** 1990. Protein translocation *in vitro*: biochemical characterization of genetically defined translocation components. *J. Bioenerg. Biomembr.* **22**:369–387.
1199. **Fang, L., W. Jiang, W. Bae, and M. Inouye.** 1997. Promoter-independent cold-shock induction of *cspA* and its derepression at 37 degrees C by mRNA stabilization. *Mol. Microbiol.* **23**:355–364.
1200. **Fang, L., Y. Hou, and M. Inouye.** 1998. Role of the cold-box region in the 5' untranslated region of the *cspA* mRNA in its transient expression at low temperature in *Escherichia coli*. *J. Bacteriol.* **180**:90–95.
1201. **Fangman, W. L., and F. C. Neidhardt.** 1964. Demonstration of an altered aminoacyl ribonucleic acid synthetase in a mutant of *Escherichia coli*. *J. Biol. Chem.* **239**:1839–1843.
1202. **Fani, R., P. Lio, I. Chiarelli, and M. Bazzicalupo.** 1994. The evolution of the histidine biosynthetic genes in prokaryotes: a common ancestor for the *hisA* and *hisF* genes. *J. Mol. Evol.* **38**:489–495.
1203. **Farabaugh, P. J.** 1978. Sequence of the *lacI* gene. *Nature* **274**:765–769.
1204. **Farewell, A., A. A. Diez, C. C. DiRusso, and T. Nystrom.** 1996. Role of the *Escherichia coli* FadR regulator in stasis survival and growth phase-dependent expression of the *uspA*, *fad*, and *fab* genes. *J. Bacteriol.* **178**:6443–6450.
1205. **Farr, S. B., D. N. Arnosti, M. J. Chamberlin, and B. N. Ames.** 1989. An *apaH* mutation causes AppppA to accumulate and affects motility and catabolite repression in *Escherichia coli*. *Proc. Natl. Acad. Sci. USA* **86**:5010–5014.
1206. **Farris, M., A. J. Grant, T. B. Richardson, and C. D. O'Connor.** 1998. BipA: a tyrosine-phosphorylated GTPase that mediates interactions between enteropathogenic *Escherichia coli* (EPEC) and epithelial cells. *Mol. Microbiol.* **28**:265–279.
1207. **Fath, M. J., H. K. Mahanty, and R. Kolter.** 1989. Characterization of a *purF* operon mutation which affects colicin V production. *J. Bacteriol.* **171**:3158–3161.
1208. **Faubladier, M., and J. P. Bouché.** 1994. Division inhibition gene *dicF* of *Escherichia coli* reveals a widespread group of prophage sequences in bacterial genomes. *J. Bacteriol.* **176**:1150–1156.
1209. **Faubladier, M., K. Cam, and J. P. Bouché.** 1990. *Escherichia coli* cell division inhibitor DicF-RNA of the *dicB* operon. Evidence for its generation *in vivo* by transcription termination and by RNase III and RNase E-dependent processing. *J. Mol. Biol.* **212**:461–471.
1210. **Favre, A., V. Chams, and A. Caldeira de Araujo.** 1986. Photosensitized UV-A light induction of the SOS response of *Escherichia coli*. *Biochimie* **68**:857–864.
1211. **Fawcett, W. P., and R. E. Wolf.** 1995. Genetic definition of the *Escherichia coli* *zwf* "Soxbox," the DNA binding site for SoxS-mediated induction of glucose 6-phosphate dehydrogenase in response to superoxide. *J. Bacteriol.* **177**:1742–1750.
1212. **Faxen, M., A. Walles-Granberg, and L. A. Isaksson.** 1994. Antisuppression by a mutation in *rpsM*(S13) giving a shortened ribosomal protein S13. *Biochim. Biophys. Acta* **1218**:27–34.
1213. **Fayat, G., J.-F. Mayaux, C. Sacerdot, M. Fromant, M. Springer, M. Grunberg-Manago, and S. Blanquet.** 1983. *Escherichia coli* phenylalanyl-tRNA synthetase operon region: evidence for an attenuation mechanism. Identification of the gene for the ribosomal protein. *J. Mol. Biol.* **171**:239–261.
1214. **Fayerman, J. T., M. C. Vann, L. S. Williams, and H. E. Umbarger.** 1979. *ilvU*, a locus in *Escherichia coli* affecting the derepression of isoleucyl-tRNA synthetase in the RPC-5 chromatographic profiles of tRNA^{leu} and tRNA^{val}. *J. Biol. Chem.* **254**:9429–9440.
1215. **Fayet, O., T. Ziegelhoffer, and C. Georgopoulos.** 1989. The *groES* and *groEL* heat shock gene products of *Escherichia coli* are essential for bacterial growth at all temperatures. *J. Bacteriol.* **171**:1379–1385.
1216. **Fecker, L., and V. Braun.** 1983. Cloning and expression of the *fhu* genes involved in iron(III)-hydroxamate uptake by *Escherichia coli*. *J. Bacteriol.* **156**:1301–1314.
1217. **Fee, J. A.** 1991. Regulation of *sod* genes in *Escherichia coli*: relevance to superoxide dismutase function. *Mol. Microbiol.* **5**:2599–2610.
1218. **Felden, B., H. Himeno, A. Muto, J. F. Atkins, and R. F. Gesteland.** 1996. Structural organization of *Escherichia coli* tmRNA. *Biochimie* **78**:979–983.
1219. **Feller, A., A. Pierard, N. Glandsdorff, D. Charlier, and M. Crabeel.** 1981. Mutation of gene encoding regulatory polypeptide of aspartate carbamoyltransferase. *Nature* **292**:370–373.
1220. **Felzenswalb, L., N. J. Sargentini, and K. C. Smith.** 1984. Characterization of a new radiation-sensitive mutant, *Escherichia coli* K-12 *radC102*. *Radiat. Res.* **97**:615–625.
1221. **Felzenswalb, L., S. Boiteux, and J. Laval.** 1992. Molecular cloning and DNA sequencing of the *radC* gene of *Escherichia coli* K-12. *Mutat. Res.* **273**:263–269.
1222. **Feng, G., and M. E. Winkler.** 1995. Single-step purifications of His6-MutH, His6-MutL and His6-MutS repair proteins of *Escherichia coli* K-12. *BioTechniques* **19**:956–965.
1223. **Feng, J., K. Yamanaka, H. Niki, T. Ogura, and S. Hiraga.** 1994. New killing system controlled by two gene located immediately upstream of the *mukB* gene in *Escherichia coli*. *Mol. Gen. Genet.* **243**:136–147.
1224. **Ferencsi, T.** 1980. Methyl- α -maltoside and 5-thiomaltose: analogs trans-

- ported by the *Escherichia coli* maltose transport system. *J. Bacteriol.* **144**:7–11.
1225. Ferguson, G. P., A. D. Chacko, C. Lee, and I. R. Booth. 1996. The activity of the high-affinity K⁺ uptake system Kdp sensitizes cells of *Escherichia coli* to methylglyoxal. *J. Bacteriol.* **178**:3957–3961. (Erratum, **179**:568, 1997.)
1226. Ferguson, G. P., R. I. Creighton, Y. Nikolaev, and I. R. Booth. 1998. Importance of RpoS and Dps in survival of exposure of both exponential- and stationary-phase *Escherichia coli* cells to the electrophile *N*-ethylmaleimide. *J. Bacteriol.* **180**:1030–1036.
1227. Fernley, R. T., S. R. Lentz, and R. A. Bradshaw. 1981. Malate dehydrogenase isolation from *Escherichia coli* and comparison with the eukaryotic mitochondrial and cytoplasmic forms. *Biosci. Rep.* **1**:497–507.
1228. Ferone, R., S. C. Singer, M. H. Hanlon, and S. Roland. 1983. Isolation and characterization of an *E. coli* mutant affected in dihydrofolate- and folylpolyglutamate-synthetase, p. 585–589. In J. Blair (ed.), *Chemistry and biology of pteridines*. W. de Gruyter, New York, N.Y.
1229. Ferrandez, A., J. L. Garcia, and E. Diaz. 1997. Genetic characterization and expression in heterologous hosts of the 3-(3-hydroxyphenyl)propionate catabolic pathway of *Escherichia coli* K-12. *J. Bacteriol.* **179**:2573–2581.
1230. Ferrandez, A., M. A. Prieto, J. L. Garcia, and E. Diaz. 1997. Molecular characterization of PadA, a phenylacetaldehyde dehydrogenase from *Escherichia coli*. *FEBS Lett.* **406**:23–27.
1231. Ferro-Novick, S., M. Honma, and J. R. Beckwith. 1984. The product of gene *secC* is involved in the synthesis of exported proteins in *E. coli*. *Cell* **38**:211–217.
1232. Feulner, G., J. A. Gray, J. A. Kirschman, A. F. Lehner, A. B. Sadosky, D. A. Vlazny, J. Zhang, S. Zhao, and C. W. Hill. 1990. Structure of the *rhsA* locus from *Escherichia coli* K-12 and comparison of *rhsA* with other members of the *rhs* multigene family. *J. Bacteriol.* **172**:446–456.
1233. Feutrier, J., M. Lepelletier, M. C. Pascal, and M. Chippaux. 1982. Tn10 insertions directed in the *pyrD-serC* region and improved mapping of *pepN* in *Escherichia coli* K12. *Mol. Gen. Genet.* **185**:518–519.
1234. Fiedler, W., and H. Roterling. 1985. Characterization of an *Escherichia coli* *mdoB* mutant strain unable to transfer sn-1-phosphoglycerol to membrane-derived oligosaccharides. *J. Biol. Chem.* **260**:4799–4806.
1235. Fiedler, W., and H. Roterling. 1988. Properties of *Escherichia coli* mutants lacking membrane-derived oligosaccharides. *J. Biol. Chem.* **263**:14684–14689.
1236. Figge, R. M., T. M. Ramseier, and M. H. Saier. 1994. The mannitol repressor (MtlR) of *Escherichia coli*. *J. Bacteriol.* **176**:840–847.
1237. Fiil, N., and D. Friesen. 1968. Isolation of “relaxed” mutants of *Escherichia coli*. *J. Bacteriol.* **95**:729–731.
1238. Fiil, N., J. D. Friesen, W. L. Downing, and P. P. Dennis. 1980. Post-transcriptional regulatory mutants in a ribosomal protein-RNA polymerase operon of *E. coli*. *Cell* **19**:837–844.
1239. Fijalkowska, I. J., R. L. Dunn, and R. M. Schaaper. 1997. Genetic requirements and mutational specificity of the *Escherichia coli* SOS mutator activity. *J. Bacteriol.* **179**:7435–7445.
1240. Fijalkowska, I. J., and R. M. Schaaper. 1995. Effects of *Escherichia coli* *dnaE* antimutator alleles in a proofreading-deficient *mutD5* strain. *J. Bacteriol.* **177**:5979–5986.
1241. Fikes, J. D., and P. J. Bassford. 1989. Novel *secA* alleles improve export of maltose-binding protein synthesized with a defective signal peptide. *J. Bacteriol.* **171**:402–409.
1242. Filpula, D. 1978. Regulation of ribonucleoside diphosphate reductase synthesis in *Escherichia coli*: specific activity of the enzyme in relationship to perturbations of DNA replication. *J. Bacteriol.* **135**:429–435.
1243. Filpula, D., and J. A. Fuchs. 1977. Regulation of ribonucleoside diphosphate reductase synthesis in *Escherichia coli*: increased enzyme synthesis as a result of inhibition of deoxyribonucleic acid synthesis. *J. Bacteriol.* **130**:107–113.
1244. Filutowicz, M., W. Ross, J. R. Wild, and R. L. Gourse. 1992. Involvement of Fis protein in replication of the *Escherichia coli* chromosome. *J. Bacteriol.* **174**:398–407.
1245. Fimmel, A. L., and B. A. Haddock. 1979. Use of *chlC-lac* fusions to determine regulation of gene *chlC* in *Escherichia coli* K-12. *J. Bacteriol.* **138**:726–730.
1246. Fimmel, A. L., and B. A. Haddock. 1981. Characterization of the *Escherichia coli* *chlC* regulatory region in a cloned *chlC-lac* gene fusion. *FEMS Microbiol. Lett.* **12**:125–129.
1247. Fimmel, A. L., and R. E. Loughlin. 1977. Isolation and characterization of *cysK* mutants of *Escherichia coli*. *J. Gen. Microbiol.* **103**:37–43.
1248. Finch, P. W., A. Storey, K. Brown, I. D. Hickson, and P. T. Emmerson. 1986. Complete nucleotide sequence of *recD*, the structural gene for the alpha subunit of exonuclease V of *Escherichia coli*. *Nucleic Acids Res.* **14**:8583–8594.
1249. Finch, P. W., A. Storey, K. E. Chapman, K. Brown, I. D. Hickson, and P. T. Emmerson. 1986. Complete nucleotide sequence of the *Escherichia coli* *recB* gene. *Nucleic Acids Res.* **14**:8573–8582.
1250. Finch, P. W., and P. T. Emmerson. 1983. Nucleotide sequence of the regulatory region of the *uvrD* gene of *Escherichia coli*. *Gene* **25**:317–323.
1251. Finch, P. W., and P. T. Emmerson. 1984. The nucleotide sequence of the *uvrD* gene of *E. coli*. *Nucleic Acids Res.* **12**:5789–5799.
1252. Finch, P. W., R. E. Wilson, K. Brown, I. D. Hickson, A. E. Tomlinson, and P. T. Emmerson. 1986. Complete nucleotide sequence of the *Escherichia coli* *recC* gene and of the *thyA-recC* intergenic region. *Nucleic Acids Res.* **14**:4437–4451.
1253. Finch, P. W., R. E. Wilson, K. Brown, I. D. Hickson, and P. T. Emmerson. 1986. Complete nucleotide sequence of *Escherichia coli* *ptr* gene encoding protease III. *Nucleic Acids Res.* **14**:7695–7703.
1254. Fischer, E., K. Gunter, and V. Braun. 1989. Involvement of ExbB and TonB in transport across the outer membrane of *Escherichia coli*: phenotypic complementation of *exb* mutants by overexpressed *tonB* and physical stabilization of TonB by ExbB. *J. Bacteriol.* **171**:5127–5134.
1255. Fischer, M., and S. A. Short. 1982. The cloning of the *Escherichia coli* K-12 deoxyribonucleoside operon. *Gene* **17**:291–298.
1256. Fischl, A. S., and E. P. Kennedy. 1990. Isolation and properties of acyl carrier protein phosphodiesterase of *Escherichia coli*. *J. Bacteriol.* **172**:5445–5449.
1257. Flachmann, R., N. Kunz, J. Seifert, M. Gutlich, F. J. Wientjes, A. Laufer, and H. G. Gassen. 1988. Molecular biology of pyridine nucleotide biosynthesis in *Escherichia coli*. Cloning and characterization of quinolinate synthesis genes *nadA* and *nadB*. *Eur. J. Biochem.* **175**:221–228.
1258. Flamm, E. L., and R. Weisberg. 1983. Primary structure of the *hip* gene of *Escherichia coli* and of its product, the β subunit of integration host factor. *J. Mol. Biol.* **183**:117–128.
1259. Flamm, J. A., J. D. Friesen, and A. J. Otsuka. 1988. The nucleotide sequence of the *Escherichia coli* *trt* gene. *Gene* **74**:555–558.
1260. Flannigan, K. A., S. H. Hennigan, H. H. Vogelbacker, J. S. Gots, and J. M. Smith. 1990. Purine biosynthesis in *Escherichia coli* K12: structure and DNA sequence studies of the *purHD* locus. *Mol. Microbiol.* **4**:381–392.
1261. Fleming, T. P., M. S. Nahlik, J. B. Neilands, and M. A. McIntosh. 1985. Physical and genetic characterization of cloned enterobactin genomic sequences from *Escherichia coli* K-12. *Gene* **34**:47–54.
1262. Fleming, T. P., M. S. Nahlik, and M. A. McIntosh. 1983. Regulation of enterobactin iron transport in *Escherichia coli*: characterization of *ent::Mu d(Ap^r lac)* operon fusions. *J. Bacteriol.* **156**:1171–1177.
1263. Flores, A., and J. Casades. 1995. Suppression of the pleiotropic effects of HisH and HisF overproduction identifies four novel loci on the *Salmonella typhimurium* chromosome: *osmH*, *sfiW*, *sfiX*, and *sfiY*. *J. Bacteriol.* **177**:4841–4850.
1264. Flower, A. M., and C. S. McHenry. 1986. The adjacent *dnaZ* and *dnaX* genes of *Escherichia coli* are contained within one continuous open reading frame. *Nucleic Acids Res.* **14**:8091–8101.
1265. Flower, A. M., and C. S. McHenry. 1990. The gamma subunit of DNA polymerase III holoenzyme of *Escherichia coli* is produced by ribosomal frameshifting. *Proc. Natl. Acad. Sci. USA* **87**:3713–3717.
1266. Flower, A. M., and C. S. McHenry. 1991. Transcriptional organization of the *Escherichia coli* *dnaX* gene. *J. Mol. Biol.* **220**:649–658.
1267. Flower, A. M., R. C. Doebele, and T. J. Silhavy. 1994. PrlA and PrlG suppressors reduce the requirement for signal sequence recognition. *J. Bacteriol.* **176**:5607–5614.
1268. Fogliano, M., and P. F. Schendel. 1981. Evidence for the inducibility of the *uvrB* operon. *Nature* **289**:196–198.
1269. Fogliano, M., S. Gharbi, and A. Lazdunski. 1986. Nucleotide sequence of the *pepN* encoding aminopeptidase N of *Escherichia coli*. *Gene* **49**:303–309.
1270. Fognini-Lefebvre, N., J. C. Lazzarone, and R. Portalier. 1987. *tolA*, *tolB* and *excC*, three cistrons involved in the control of pleiotropic release of periplasmic proteins by *Escherichia coli* K12. *Mol. Gen. Genet.* **209**:391–395.
1271. Fong, S. T., J. Camakaris, and B. T. Lee. 1995. Molecular genetics of a chromosomal locus involved in copper tolerance in *Escherichia coli* K-12. *Mol. Microbiol.* **15**:1127–1137.
1272. Fonstein, M., T. Nikolskaya, D. Zaporjets, Y. Nikolsky, S. T. Kulakauskas, and A. Mironov. 1994. Tn10-mediated inversions fuse uridine phosphorylase (*udp*) and rRNA genes of *Escherichia coli*. *J. Bacteriol.* **176**:2265–2271.
1273. Fontecave, M., J. Coves, and J. L. Pierre. 1994. Ferric reductases or flavin reductases? *Biomaterials* **7**:3–8.
1274. Forchhammer, K., K. P. Rucknagel, and A. Bock. 1990. Purification and biochemical characterization of SELB, a translation factor involved in selenoprotein synthesis. *J. Biol. Chem.* **265**:9346–9350.
1275. Forchhammer, K., W. Leinfelder, and A. Bock. 1989. Identification of a novel translation factor necessary for the incorporation of selenocysteine into protein. *Nature* **342**:453–456.
1276. Forchhammer, K., W. Leinfelder, K. Boesmillier, B. Veprek, and A. Bock. 1991. Selenocysteine synthase from *Escherichia coli*. Nucleotide sequence of the gene (*selA*) and purification of the protein. *J. Biol. Chem.* **266**:6318–6323.
1277. Forster, J. W., and P. Strike. 1985. Organization and control of the *Escherichia coli* *uvrC* gene. *Gene* **35**:71–82.

1278. Forster, J. W., and P. Strike. 1988. Analysis of the regulatory elements of the *Escherichia coli* *uvrC* gene by construction of operon fusions. *Mol. Gen. Genet.* **211**:531–537.
1279. Fortin, Y., P. Phoenix, and G. R. Drapeau. 1990. Mutations conferring resistance to azide in *Escherichia coli* occur primarily in the *secA* gene. *J. Bacteriol.* **172**:6607–6610.
1280. Foster, J. W., Y. K. Park, T. Penfound, T. Fenger, and M. P. Spector. 1990. Regulation of NAD metabolism in *Salmonella typhimurium*: molecular sequence analysis of the bifunctional *nadR* regulator and the *nadA-pnuC* operon. *J. Bacteriol.* **172**:4187–4196.
1281. Foster, P. L., J. M. Trimarchi, and R. A. Maurer. 1996. Two enzymes, both of which process recombination intermediates, have opposite effects on adaptive mutation in *Escherichia coli*. *Genetics* **142**:25–37.
1282. Foster, P. L., and W. A. Rosche. 1998. Levels of the Vsr endonuclease do not regulate stationary-phase reversion of a Lac⁻ frameshift allele in *Escherichia coli*. *J. Bacteriol.* **180**:1944–1946.
1283. Fotheringham, I. G., S. A. Dacey, P. P. Taylor, T. J. Smith, M. G. Hunter, M. E. Finlay, S. B. Primrose, D. M. Parker, and R. M. Edwards. 1986. The cloning and sequence analysis of the *aspC* and *tyrB* genes from *Escherichia coli* K-12. *Biochem. J.* **234**:593–604.
1284. Foulds, J., and E. L. Barrett. 1973. Characterization of *Escherichia coli* mutants tolerant to bacteriocin JF246; two new classes of tolerant mutants. *J. Bacteriol.* **116**:885–892.
1285. Fournier, M. J., and H. Ozeki. 1985. Structure and organization of the transfer ribonucleic acid genes of *Escherichia coli* K-12. *Microbiol. Rev.* **49**:379–397.
1286. Fouts, K. E., and S. D. Barbour. 1981. Transductional mapping of *ksgB* and a new Tn5-induced kasugamycin resistance gene, *ksgD*, in *Escherichia coli* K-12. *J. Bacteriol.* **145**:914–919.
1287. Fouts, K. E., T. Wasie-Gilbert, D. K. Willis, A. J. Clark, and S. D. Barbour. 1983. Genetic analysis of transposon-induced mutations of the Rac prophage in *Escherichia coli* K-12 which affect expression and function of *recE*. *J. Bacteriol.* **156**:718–726.
1288. Fowler, R. G., J. A. Erickson, and R. J. Isbell. 1994. Activity of the *Escherichia coli* *mutT* mutator allele in an anaerobic environment. *J. Bacteriol.* **176**:7727–7729.
1289. Fradkin, J. E., and D. Fraenkel. 1971. 2-Keto-3-deoxygluconate 6-phosphate aldolase mutants of *Escherichia coli*. *J. Bacteriol.* **108**:1277–1283.
1290. Fraenkel, D., and S. Banerjee. 1972. Deletion mapping of *zwf*, the gene for a constitutive enzyme, glucose 6-phosphate dehydrogenase, in *Escherichia coli*. *Genetics* **71**:481–489.
- 1290a. Fraley, C. D., J. H. Kim, M. P. McCann, and A. Matin. 1997. Cloning and characterization of *catC*, and *Escherichia coli* starvation gene regulated by cAMP, RpoS, and RpoN and induced by the presence of L-ornithine or N-alpha-acetyl-L-ornithine. GenBank submission U80416.
- 1290b. Fraley, C., J. H. Kim, P. M. McCann, and A. Matin. 1998. The *Escherichia coli* starvation gene, *csiC*, is involved in amino acid catabolism. *J. Bacteriol.* **180**:32–38.
1291. Fralick, J. A. 1996. Evidence that TolC is required for functioning of the Mar/AcrAB efflux pump of *Escherichia coli*. *J. Bacteriol.* **178**:5803–5805.
1292. Francetic, O., and A. P. Pugsley. 1996. The cryptic general secretory pathway (*gsp*) operon of *Escherichia coli* K-12 encodes functional proteins. *J. Bacteriol.* **178**:3544–3549.
1293. Francetic, O., M. P. Hanson, and C. A. Kumamoto. 1993. *prlA* suppression of defective export of maltose-binding protein in *secB* mutants of *Escherichia coli*. *J. Bacteriol.* **175**:4036–4044.
- 1293a. Franco, A. V., D. Liu, and P. R. Reeves. 1998. The Wzz (Cld) protein in *Escherichia coli*: amino acid sequence variation determines O-antigen chain length specificity. **180**:2670–2675.
1294. Francois, V., J. Louarn, and J. M. Louarn. 1989. The terminus of the *Escherichia coli* chromosome is flanked by several polar replication pause sites. *Mol. Microbiol.* **3**:995–1002.
1295. Francoz, E., and E. Dassa. 1988. 3' end of the *malEFG* operon in *E. coli*: localization of the transcription termination site. *Nucleic Acids Res.* **16**:4097–4109.
1296. Frandsen, N., and R. D'Ari. 1993. Excess histidine enzymes cause AICAR-independent filamentation in *Escherichia coli*. *Mol. Gen. Genet.* **240**:348–354.
1297. Frank, E. G., D. G. Ennis, M. Gonzalez, A. S. Levine, and R. Woodgate. 1996. Regulation of SOS mutagenesis by proteolysis. *Proc. Natl. Acad. Sci. USA* **93**:10291–10296.
1298. Franklin, F. C. H., W. A. Venables, and H. J. W. Wijsman. 1981. Genetic studies of D-alanine-dehydrogenase-less mutants of *Escherichia coli* K-12. *Genet. Res.* **38**:197–208.
1299. Franklin, N. C. 1969. Mutation in *galU* gene of *E. coli* blocks phage P1 infection. *Virology* **38**:189–191.
1300. Free, A., and C. J. Dorman. 1997. The *Escherichia coli* *stpA* gene is transiently expressed during growth in rich medium and is induced in minimal medium and by stress conditions. *J. Bacteriol.* **179**:909–918.
1301. Freedman, R., B. Gibson, D. Donovan, K. Biemann, S. Eisenbeis, J. Parker, and P. Schimmel. 1985. Primary structure of histidine-tRNA synthetase and characterization of *hisS* transcripts. *J. Biol. Chem.* **260**:10063–10068.
1302. Freestone, P., T. Nystrom, M. Trinei, and V. Norris. 1997. The universal stress protein, UspA, of *Escherichia coli* is phosphorylated in response to stasis. *J. Mol. Biol.* **274**:318–324.
1303. Freimuth, P. I., J. W. Taylor, and E. T. Kaiser. 1990. Introduction of guest peptides into *Escherichia coli* alkaline phosphatase. Excision and purification of a dynorphin analogue from an active chimeric protein. *J. Biol. Chem.* **265**:896–901.
1304. Freitag, C. S., and B. I. Eisenstein. 1983. Genetic mapping and transcriptional orientation of the *fimD* gene. *J. Bacteriol.* **156**:1052–1058.
1305. Freitag, C. S., J. M. Abraham, J. R. Clements, and B. I. Eisenstein. 1985. Genetic analysis of the phase variation control of expression of type 1 fimbriae in *Escherichia coli*. *J. Bacteriol.* **162**:668–675.
1306. Freundlieb, S., and W. Boos. 1986. Alpha-amylase of *Escherichia coli*, mapping and cloning of the structural gene, *malS*, and identification of its product as a periplasmic protein. *J. Biol. Chem.* **261**:2946–2953.
1307. Frick, D. N., B. D. Townsend, and M. J. Bessman. 1995. A novel GDP-mannose mannosyl hydrolase shares homology with the MutT family of enzymes. *J. Biol. Chem.* **270**:24086–24091.
1308. Fricke, J., J. Neuhard, R. A. Kelln, and S. Pedersen. 1995. The *cmk* gene encoding cytidine monophosphate kinase is located in the *rpsA* operon and is required for normal replication rate in *Escherichia coli*. *J. Bacteriol.* **177**:517–523.
1309. Friden, P., J. Donegan, J. Mullen, P. Tsui, M. Freundlich, L. Eoyang, R. Weber, and P. M. Silverman. 1985. The *ilvB* locus of *Escherichia coli* K-12 is an operon encoding both subunits of acetohydroxy acid synthase I. *Nucleic Acids Res.* **13**:3979–3993.
1310. Friden, P., T. Newman, and M. Freundlich. 1982. Nucleotide sequence of the *ilvB* promoter-regulatory region: a biosynthetic operon controlled by attenuation and cyclic AMP. *Proc. Natl. Acad. Sci. USA* **79**:6156–6160.
1311. Friedberg, I. 1972. Localization of phosphoglucose isomerase in *Escherichia coli* and its relation to the induction of the hexose phosphate transport system. *J. Bacteriol.* **112**:1201–1205.
1312. Friedman, D. I. 1971. A bacterial mutant affecting lambda development. *Cold Spring Harbor Symp. Quant. Biol.* **1**:733–738.
1313. Friedman, D. I., and M. Baumann, and L. S. Baron. 1976. Cooperative effects of bacterial mutations affecting lambda N gene expression. I. Isolation and characterization of a *nusB* mutant. *Virology* **73**:119–127.
1314. Friedman, S. 1982. Bactericidal effect of 5-azacytidine on *Escherichia coli* carrying *EcoRII* restriction-modification enzymes. *J. Bacteriol.* **151**:262–268.
1315. Friedrich, M. J., L. C. DeVeaux, and R. J. Kadner. 1986. Nucleotide sequence of the *btuCED* genes involved in vitamin B₁₂ transport in *Escherichia coli* and homology with components of periplasmic-binding-protein-dependent transport systems. *J. Bacteriol.* **167**:928–934.
1316. Friedrich, M. J., and R. J. Kadner. 1987. Nucleotide sequence of the *uhp* region of *Escherichia coli*. *J. Bacteriol.* **169**:3556–3563.
1317. Froelich, B., and W. Epstein. 1981. *Escherichia coli* mutants in which transcription is dependent on *recA* function. *J. Bacteriol.* **147**:1117–1120.
1318. Frohler, J., A. Rechenmacher, J. Thomale, G. Nass, and A. Bock. 1980. Genetic analysis of mutations causing borrelidin resistance by overproduction of threonyl-transfer ribonucleic acid synthetase. *J. Bacteriol.* **143**:1135–1141.
1319. Froman, B. E., R. C. Tait, and L. D. Gottlieb. 1989. Isolation and characterization of the phosphoglucose isomerase gene from *Escherichia coli*. *Mol. Gen. Genet.* **217**:126–131.
1320. Froschauer, S., and J. R. Beckwith. 1984. The nucleotide sequence of the gene for *malF* protein, an inner membrane component of the maltose transport system of *Escherichia coli*. Repeated DNA sequences are found in the *malE-malF* intercistronic region. *J. Biol. Chem.* **259**:10896–10903.
1321. Frothingham, R., O. C. W. A. Meeker, E. A. Talbot, J. W. George, and K. N. Kreuzer. 1996. Identification, cloning, and expression of the *Escherichia coli* pyrazinamidase and nicotinamidase gene, *pncA*. *Antimicrob. Agents Chemother.* **40**:1426–1431.
1322. Frunzio, R., C. B. Bruni, and F. Blasi. 1981. *In vivo* and *in vitro* detection of the leader RNA of the histidine operon of *Escherichia coli* K-12. *Proc. Natl. Acad. Sci. USA* **78**:2767–2771.
1323. Frustaci, J. M., and M. R. O'Brian. 1993. The *Escherichia coli* *visA* gene encodes ferrocyclase, the final enzyme of the heme biosynthetic pathway. *J. Bacteriol.* **175**:2154–2156.
1324. Fu, G. K., M. J. Smith, and D. M. Markovitz. 1997. Bacterial protease Lon is a site-specific DNA-binding protein. *J. Biol. Chem.* **272**:534–538.
1325. Fu, J. C., L. Ding, and S. Clarke. 1991. Purification, gene cloning, and sequence analysis of an L-isoaspartyl protein carboxyl methyltransferase from *Escherichia coli*. *J. Biol. Chem.* **266**:14562–14572.
1326. Fuchs, J. A., and H. O. Karlstrom. 1976. Mapping of *nrdA* and *nrdB* in *Escherichia coli* K-12. *J. Bacteriol.* **128**:810–814.
1327. Fuge, E. K., and S. B. Farr. 1993. AppppA-binding protein E89 is the *Escherichia coli* heat shock protein ClpB. *J. Bacteriol.* **175**:2321–2326.
1328. Fujisaki, S., H. Hara, Y. Nishimura, K. Horichi, and T. Nishino. 1990. Cloning and nucleotide sequence of the *ispA* gene responsible for farnesyl

- diphosphate synthase activity in *Escherichia coli*. *J. Biochem.* (Tokyo) **108**:995-1000.
1329. Fujisaki, S., S. Ohnuma, T. Horiuchi, I. Takahashi, S. Tsukui, Y. Nishimura, T. Nishino, M. Kitabatake and H. Inokuchi. 1996. Cloning of a gene from *Escherichia coli* that confers resistance to fosmidomycin as a consequence of amplification. *Gene* **175**:83-87.
1330. Fujisaki, S., T. Nishino, H. Katsuki, H. Hara, Y. Nishimura, and Y. Hirota. 1989. Isolation and characterization of an *Escherichia coli* mutant having temperature-sensitive farnesyl diphosphate synthase. *J. Bacteriol.* **171**:5654-5658.
1331. Fujita, N., H. Mori, T. Yura, and A. Ishihama. 1994. Systematic sequencing of the *Escherichia coli* genome: analysis of the 2.4-4.1 min (110,917-193,643 bp) region. *Nucleic Acids Res.* **22**:1637-1639.
1332. Fujita, N., T. Miwa, S. Ishijima, K. Izui, and H. Katsuki. 1984. The primary structure of phosphoenolpyruvate carboxylase of *Escherichia coli*. Nucleotide sequence of the *ppc* gene and deduced amino acid sequence. *J. Biochem.* (Tokyo) **95**:909-916.
1333. Fukuda, R., R. Yano, T. Fukui, T. Hase, A. Ishihama, and H. Matsubara. 1985. Cloning of the *Escherichia coli* gene for the stringent starvation protein. *Mol. Gen. Genet.* **201**:151-157.
1334. Fukuchi, J., K. Kashiwagi, M. Yamagishi, A. Ishihama, and K. Igarashi. 1995. Decrease in cell viability due to the accumulation of spermidine in spermidine acetyltransferase-deficient mutant of *Escherichia coli*. *J. Biol. Chem.* **270**:18831-18835.
1335. Fukuda, R., A. Nishimura, H. Serizawa, and R. Fukuda. 1988. Genetic mapping of the *Escherichia coli* gene for the stringent starvation protein and its dispensability for normal cell growth. *Mol. Gen. Genet.* **211**:515-519.
1336. Fulda, M., E. Heinz, and F. P. Wolter. 1994. The *fadD* gene of *Escherichia coli* K12 is located close to *mda* at 39.6 min of the chromosomal map and is a new member of the AMP-binding protein family. *Mol. Gen. Genet.* **242**:241-249.
1337. Fuller-Pace, F. V., S. M. Nicol, A. D. Reid, and D. P. Lane. 1993. DbpA: a DEAD box protein specifically activated by 23s rRNA. *EMBO J.* **12**:3619-3626.
1338. Funk, C. R., L. Zimniak, and W. Dowhan. 1992. The *pgpA* and *pgpB* genes of *Escherichia coli* are not essential: evidence for a third phosphatidylglycerophosphate phosphatase. *J. Bacteriol.* **174**:205-213.
1339. Furuchi, T., K. Kashiwagi, H. Kobayashi, and K. Igarashi. 1991. Characteristics of the gene for a spermidine and putrescine transport system that maps at 15 min on the *Escherichia coli* chromosome. *J. Biol. Chem.* **266**:20928-20933.
1340. Furuya, N., and T. Komano. 1995. Specific binding of the NikA protein to one arm of 17-base-pair inverted repeat sequences within the *oriT* region of plasmid R64. *J. Bacteriol.* **177**:46-51.
1341. Gage, D. J., and F. C. Neidhardt. 1993. Adaptation of *Escherichia coli* to the uncoupler of oxidative phosphorylation 2,4-dinitrophenol. *J. Bacteriol.* **175**:7105-7108.
1342. Galindo, J. M., G. Guarneros, and F. M. De La Vega. 1994. Open reading frames flanking the peptidyl-tRNA hydrolase-encoding gene of *Escherichia coli*. *Gene* **151**:153-156.
1343. Galinier, A., F. Bleicher, D. Negre, G. Perriere, B. Duclos, A. J. Cozzone, and J. C. Cortay. 1991. Primary structure of the intergenic region between *aceK* and *iclR* in the *Escherichia coli* chromosome. *Gene* **97**:149-150.
1344. Gallagher, M. P., S. R. Pearce, and C. F. Higgins. 1989. Identification and localization of the membrane-associated, ATP-binding subunit of the oligopeptide permease of *Salmonella typhimurium*. *Eur. J. Biochem.* **180**:133-141.
1345. Gallagher, P., I. Schwartz, and D. Elseviers. 1984. Genetic mapping of *pheU*, an *Escherichia coli* gene for phenylalanine tRNA. *J. Bacteriol.* **158**:762-763.
1346. Galloway, A., and C. R. H. Raetz. 1990. A mutant of *Escherichia coli* defective in the first step of endotoxin biosynthesis. *J. Biol. Chem.* **265**:6394-6402.
1347. Gally, D. L., J. Leathart, and I. C. Blomfield. 1996. Interaction of FimB and FimE with the *fim* switch that controls the phase variation of type 1 fimbriae in *Escherichia coli* K-12. *Mol. Microbiol.* **21**:725-738.
1348. Gally, D. L., J. A. Bogan, B. I. Eisenstein, and I. C. Blomfield. 1993. Environmental regulation of the *fim* switch controlling type 1 fimbrial phase variation in *Escherichia coli* K-12: effects of temperature and media. *J. Bacteriol.* **175**:6186-6193.
1349. Gally, D. L., T. J. Rucker, and I. C. Blomfield. 1994. The leucine-responsive regulatory protein binds to the *fim* switch to control phase variation of type 1 fimbrial expression in *Escherichia coli* K-12. *J. Bacteriol.* **176**:5665-5672.
1350. Gambino, L., S. J. Gracheck, and P. F. Miller. 1993. Overexpression of the MarA positive regulator is sufficient to confer multiple antibiotic resistance in *Escherichia coli*. *J. Bacteriol.* **175**:2888-2894.
1351. Gampel, A., and A. Tzagoloff. 1989. Homology of aspartyl- and lysyl-tRNA synthetases. *Proc. Natl. Acad. Sci. USA* **86**:6023-6027.
1352. Gan, K., K. Sankaran, M. G. Williams, M. Aldea, K. E. Rudd, S. R. Kushner, and H. C. Wu. 1995. The *umpA* gene of *Escherichia coli* encodes phosphatidylglycerol:prolipoprotein diacylglycerol transferase (*lgt*) and regulates thymidylate synthase levels through translational coupling. *J. Bacteriol.* **177**:1879-1882.
1353. Ganduri, Y. L., S. R. Satta, M. W. Datta, R. K. Jambukeswaran, and P. Datta. 1993. TdcA, a transcriptional activator of the *tdcABC* operon of *Escherichia coli*, is a member of the LysR family of proteins. *Mol. Gen. Genet.* **240**:395-402.
1354. Ganesan, A. K., and B. Rotman. 1965. Transport systems for galactose and galactosides in *Escherichia coli*. I. Genetic determination and regulation of the methyl-galactoside permease. *J. Mol. Biol.* **16**:42-50.
1355. Ganong, B. R., and C. R. H. Raetz. 1983. pH-sensitive CDP-diglyceride synthetase mutants of *Escherichia coli*: phenotypic suppression by mutations at a second site. *J. Bacteriol.* **153**:731-738.
1356. Ganong, B. R., J. M. Leonard, and C. R. H. Raetz. 1980. Phosphatidic acid accumulation in the membranes of *Escherichia coli* mutants defective in CDP-diglyceride synthetase. *J. Biol. Chem.* **255**:1623-1629.
1357. Ganoza, M. C., C. Cunningham, and R. M. Green. 1995. A new factor from *Escherichia coli* affects translocation of mRNA. *J. Biol. Chem.* **270**:26377-26381.
1358. Garcia, G. A., K. A. Koch, and S. Chong. 1993. tRNA-guanine transglycosylase from *Escherichia coli*. Overexpression, purification and quaternary structure. *J. Mol. Biol.* **231**:489-497.
1359. Garcia, G. M., M. Federici, S. G. Rhee, and M. A. Berberich. 1980. Glutamine synthetase cascade: enrichment of uridylyltransferase in *Escherichia coli* carrying hybrid ColE1 plasmids. *Arch. Biochem.* **203**:181-189.
1360. Garcia, G. M., P. K. Mar, D. A. Mullin, J. R. Walker, and N. E. Prather. 1986. The *E. coli dnaY* gene encodes an arginine transfer RNA. *Cell* **45**:453-459.
1361. Garcia-Lara, J., L. H. Shang, and L. I. Rothfield. 1996. An extracellular factor regulates expression of *sdia*, a transcriptional activator of cell division genes in *Escherichia coli*. *J. Bacteriol.* **178**:2742-2748.
1362. Garcia-Martin, C., L. Baldoma, J. Badia, and J. Aguilera. 1992. Nucleotide sequence of the *rhaR-sodA* interval specifying *rhaT* in *Escherichia coli*. *J. Gen. Microbiol.* **138**:1109-1116.
1363. Garciarrubio, A., E. Lozoya, A. Covarrubias, and F. Bolivar. 1983. Structural organization of the genes that encode two glutamate synthase subunits of *Escherichia coli*. *Gene* **26**:165-170.
1364. Garcia-Villegas, M. R., F. M. De La Vega, J. M. Galindo, M. Segura, R. H. Buckingham, and G. Guarneros. 1991. Peptidyl-tRNA hydrolase is involved in lambda inhibition of host protein synthesis. *EMBO J.* **10**:3549-3555.
1365. Gardel, C., K. R. Johnson, A. Jacq, and J. R. Beckwith. 1990. The *secD* locus of *E. coli* codes for two membrane proteins required for protein export. *EMBO J.* **9**:3209-3216.
1366. Gardel, C., S. Benson, J. Hunt, S. Michaeli, and J. R. Beckwith. 1987. *secD*, a new gene involved in protein export in *Escherichia coli*. *J. Bacteriol.* **169**:1286-1290.
1367. Gardella, T., H. Moyle, and M. M. Susskind. 1989. A mutant *Escherichia coli* sigma 70 subunit of RNA polymerase with altered promoter specificity. *J. Mol. Biol.* **206**:579-590.
1368. Gardner, P. R., and I. Fridovich. 1993. Effect of glutathione on aconitase in *Escherichia coli*. *Arch. Biochem.* **301**:98-102.
1369. Garg, R. P., C. J. Vargo, X. Cui, and D. M. Kurtz. 1996. A [2Fe-2S] protein encoded by an open reading frame upstream of the *Escherichia coli* bacterioferritin gene. *Biochemistry* **35**:6297-6301.
1370. Garnant, M. K., and G. V. Stauffer. 1984. Construction and analysis of plasmids containing the *Escherichia coli serB* gene. *Mol. Gen. Genet.* **193**:72-75.
1371. Garner, C. C., and K. M. Herrmann. 1985. Operator mutations of the *Escherichia coli aroF* gene. *J. Biol. Chem.* **260**:3820-3825.
1372. Garner, J., P. Durrer, J. Kitchen, J. Brunner, and E. Crooke. 1998. Membrane-mediated release of nucleotide from an initiator of chromosomal replication, *Escherichia coli* DnaA, occurs with insertion of a distinct region of the protein into the lipid bilayer. *J. Biol. Chem.* **273**:5167-5173.
1373. Garrett, S., R. K. Taylor, and T. J. Silhavy. 1983. Isolation and characterization of chain-terminating nonsense mutations in a porin regulator gene, *envZ*. *J. Bacteriol.* **156**:62-69.
1374. Garrett, S., R. K. Taylor, T. J. Silhavy, and M. L. Berman. 1985. Isolation and characterization of $\Delta ompB$ strains of *Escherichia coli* by a general method based on gene fusions. *J. Bacteriol.* **162**:840-844.
1375. Garrett, T. A., J. L. Kadmas, and C. R. H. Raetz. 1997. Identification of the gene encoding the *Escherichia coli* lipid A 4'-kinase. Facile phosphorylation of endotoxin analogs with recombinant LpxK. *J. Biol. Chem.* **272**:21855-21864.
1376. Garrick-Silversmith, L., and P. E. Hartman. 1970. Histidine-requiring mutants of *Escherichia coli* K12. *Genetics* **66**:231-244.
1377. Garrido, T., M. Sanchez, P. Palacios, M. Aldea, and M. Vicente. 1993. Transcription of *ftsZ* oscillates during the cell cycle of *Escherichia coli*. *EMBO J.* **12**:3957-3965.
1378. Garrido-Pertierra, A., and R. A. Cooper. 1983. Evidence for two distinct pyruvate kinase genes in *Escherichia coli* K-12. *FEBS Lett.* **162**:420-422.
1379. Garvin, R. T., and L. Gorini. 1975. A new gene for ribosomal restriction

- in *Escherichia coli*. Mol. Gen. Genet. **137**:73–78.
1380. Garwin, J. L., A. L. Klages, and J. E. Cronan, Jr. 1980. β -Ketoacyl-acyl carrier protein synthase II of *Escherichia coli*. Evidence for function in the thermal regulation of fatty acid synthesis. J. Biol. Chem. **255**:3263–3265.
1381. Garwin, J. L., A. L. Klages, and J. E. Cronan, Jr. 1980. Structural, enzymatic, and genetic studies of β -ketoacyl carrier protein synthases I and II of *Escherichia coli*. J. Biol. Chem. **255**:11949–11956.
1382. Gary, J. D., and S. Clarke. 1995. Purification and characterization of an isoaspartyl dipeptidase from *Escherichia coli*. J. Biol. Chem. **270**:4076–4087.
1383. Gatti, D. L., and A. Tzagoloff. 1991. Structure and evolution of a group of related amino acyl-tRNA synthetases. J. Mol. Biol. **218**:557–568.
1384. Gaudu, P., and B. Weiss. 1996. SoxR, a [2Fe-2S] transcription factor, is active only in its oxidized form. Proc. Natl. Acad. Sci. USA **93**:10094–10098.
1385. Gaudu, P., D. Touati, V. Niviere, and M. Fontecave. 1994. The NAD(P)H: flavin oxidoreductase from *Escherichia coli* as a source of superoxide radicals. J. Biol. Chem. **269**:8182–8188.
1386. Gavini, N., and B. E. Davidson. 1990. *pheA* mutants of *Escherichia coli* have a defective *pheA* attenuator. J. Biol. Chem. **265**:21532–21535.
1387. Gavini, N., and B. E. Davidson. 1990. The *pheR* gene of *Escherichia coli* encodes tRNA(Phe), not a repressor protein. J. Biol. Chem. **265**:21527–21531.
1388. Gavini, N., and B. E. Davidson. 1991. Regulation of *pheA* expression by the *pheR* product in *Escherichia coli* is mediated through attenuation of transcription. J. Biol. Chem. **266**:7750–7753.
1389. Gavini, N., and L. Pulakat. 1991. Role of ribosome release in the basal level of expression of the *Escherichia coli* gene *pheA*. J. Gen. Microbiol. **137**:679–684.
1390. Gay, N. J., and J. R. Walker. 1981. The *atp* operon: nucleotide sequence of the region encoding the α -subunit of *Escherichia coli* ATP-synthase. Nucleic Acids Res. **9**:2187–2194.
1391. Gayda, R. C., L. T. Yamamoto, and A. Markovitz. 1976. Second-site mutations in *capR* (*lon*) strains of *Escherichia coli* K-12 that prevent radiation sensitivity and allow bacteriophage lambda to lysogenize. J. Bacteriol. **127**:1208–1216.
1392. Gayda, R. C., P. E. Stephens, R. Hewick, J. M. Schoemaker, W. J. Dreyer, and A. Markovitz. 1985. Regulatory region of the heat shock-inducible *capR* (*lon*) gene: DNA and protein sequences. J. Bacteriol. **162**:271–275.
1393. Gayda, R. C., T. D. Leathers, J. D. Noti, F. J. Smith, C. S. Subrahmanyam, and H. E. Umbarger. 1980. Location of the multivalent control site for the *ilvEDA* operon of *Escherichia coli*. J. Bacteriol. **142**:556–567.
1394. Gazeau, M., F. Delort, P. Dessen, S. Blanquet, and P. Plateau. 1992. *Escherichia coli* leucine-responsive regulatory protein (Lrp) controls lysyl-tRNA synthetase expression. FEBS Lett. **300**:254–258.
1395. Geanacopoulos, M., and S. Adhya. 1997. Functional characterization of roles of GalR and GalS as regulators of the *gal* regulon. J. Bacteriol. **179**:228–234.
1396. Geerse, R. H., C. R. Ruig, A. R. J. Schuitema, and P. W. Postma. 1986. Relationship between pseudo-HPr and the PEP: fructose phosphotransferase system in *Salmonella typhimurium* and *Escherichia coli*. Mol. Gen. Genet. **203**:435–444.
1397. Gellert, M., M. H. O'Dea, A. Itoh, and J.-I. Tomizawa. 1976. Novobiocin and coumermycin inhibit DNA supercoiling catalyzed by DNA gyrase. Proc. Natl. Acad. Sci. USA **73**:4474–4478.
1398. Gellert, M., and M. L. Bullock. 1970. DNA ligase mutant of *Escherichia coli*. Proc. Natl. Acad. Sci. USA **67**:1580–1587.
1399. Gemmill, R. M., J. W. Jones, G. W. Haughn, and J. M. Calvo. 1983. Transcription initiation sites of the leucine operons of *Salmonella typhimurium* and *Escherichia coli*. J. Mol. Biol. **170**:39–59.
- 1399a. Genschik, P., E. Billy, M. Swianiewicz, and W. Filipowicz. 1997. The human RNA 3'-terminal phosphate cyclase is a member of a new family of proteins conserved in Eucarya, Bacteria, and Archaea. EMBO J. **16**:2955–2967.
1400. Gentry, D. R., and R. Burgess. 1989. *rpoZ*, encoding the omega subunit of *Escherichia coli* RNA polymerase, is in the same operon as *spoT*. J. Bacteriol. **171**:1271–1277.
1401. Gentry, D. R., C. Bengra, K. Ikehara, and M. Cashel. 1993. Guanylate kinase of *Escherichia coli* K-12. J. Biol. Chem. **268**:14316–14321.
1402. Gentry, D. R., V. J. Hernandez, L. H. Nguyen, D. B. Jensen, and M. Cashel. 1993. Synthesis of the stationary-phase sigma factor σ^s is positively regulated by ppGpp. J. Bacteriol. **175**:7982–7989.
1403. George, A. M., and S. B. Levy. 1983. Gene in the major cotransduction gap of the *Escherichia coli* K-12 linkage map required for the expression of chromosomal resistance to tetracycline and other antibiotics. J. Bacteriol. **155**:541–548.
1404. George, S. E., and T. Melton. 1986. Cloning and molecular characterization of *csm* mutations allowing expression of catabolite-repressible operons in the absence of exogenous cyclic AMP. J. Bacteriol. **166**:533–540.
1405. Georgiou, C. D., H. Fang, and R. B. Gennis. 1987. Identification of the *cydC* locus required for expression of the functional form of the cytochrome *d* terminal oxidase complex in *Escherichia coli*. J. Bacteriol. **169**:2107–2112.
1406. Georgopoulos, C. 1971. Bacterial mutants in which the gene N function of bacteriophage lambda is blocked have an altered RNA polymerase. Proc. Natl. Acad. Sci. USA **68**:2977–2981.
1407. Georgopoulos, C., and D. Ang. 1990. The *Escherichia coli* *groE* chaperonins. Semin. Cell Biol. **1**:19–25.
1408. Georgopoulos, C., J. Swindle, F. Keppel, M. Ballivet, R. Bisig, and H. A. Eisen. 1980. Studies on the *E. coli* *groNB* (*nusB*) gene which affects bacteriophage λ N gene function. Mol. Gen. Genet. **179**:55–61.
1409. Georgopoulos, C., R. W. Hendrix, and C. Kaiser. 1972. Role of the host cell in bacteriophage morphogenesis: effects of a bacterial mutation on T4 head assembly. Nat. New Biol. **239**:38–41.
1410. Gerchman, Y., Y. Olami, A. Rimon, D. Taglicht, S. Schuldiner, and E. Padan. 1993. Histidine-226 is part of the pH sensor of NhaA, a Na⁺/H⁺ antiporter in *Escherichia coli*. Proc. Natl. Acad. Sci. USA **90**:1212–1216.
1411. Gerdes, K., F. W. Bech, S. T. Jorgensen, A. Lobner-Olesen, P. B. Rasmussen, T. Atlung, L. Boe, H. O. Karlstrom, S. Molin, and K. von Meyenberg. 1986. Mechanism of postreplicational killing by the *hok* gene product of the *parB* system of plasmid R1 and its homology with the *relF* gene product of the *E. coli* *relB* operon. EMBO J. **5**:2023–2029.
1412. Gervais, F. G., and G. R. Drapeau. 1992. Identification, cloning, and characterization of *rcsF*, a new regulator gene for exopolysaccharide synthesis that suppresses the division mutation *ftsZ84* in *Escherichia coli* K-12. J. Bacteriol. **174**:8016–8022.
1413. Gervais, F. G., P. Phoenix, and G. R. Drapeau. 1992. The *rcsB* gene, a positive regulator of colanic acid biosynthesis in *Escherichia coli*, is also an activator of *ftsZ* expression. J. Bacteriol. **174**:3964–3971.
1414. Gery, S., and E. Z. Ron. 1997. An *Escherichia coli* gene divergently transcribed from a promoter overlapping the *metA* promoter. FEMS Microbiol. Lett. **154**:219–222.
1415. Ghisotti, D., S. Zangrossi, and G. Sironi. 1983. An *Escherichia coli* gene required for bacteriophage P2- λ interference. J. Virol. **48**:616–626.
1416. Ghrist, A. C., and G. V. Stauffer. 1995. Characterization of the *Escherichia coli* *gcvR* gene encoding a negative regulator of *gcv* expression. J. Bacteriol. **177**:4980–4984.
1417. Ghrist, A. C., and G. V. Stauffer. 1998. Promoter characterization and constitutive expression of the *Escherichia coli* *gcvR* gene. J. Bacteriol. **180**:1803–1807.
1418. Ghysen, A., and M. Pirionio. 1972. Relationship between the N function of bacteriophage LAM and host RNA polymerase. J. Mol. Biol. **65**:259–272.
1419. Giaever, H. M., O. B. Styrvoid, I. Kassen, and A. R. Strom. 1988. Biochemical and genetic characterization of osmoregulatory trehalose synthesis in *Escherichia coli*. J. Bacteriol. **170**:2841–2849.
1420. Giam, C. Z., S. Hayashi, and H. C. Wu. 1984. Characterization of a novel lipoprotein mutant in *Escherichia coli*. J. Biol. Chem. **259**:5601–5605.
1421. Gilbert, I., M. Llagostera, and J. Barbé. 1988. Regulation of *ubiG* gene expression in *Escherichia coli*. J. Bacteriol. **170**:1346–1349.
1422. Gibson, F., and J. Pittard. 1968. Pathways of biosynthesis of aromatic amino acids and vitamins and their control in microorganisms. Bacteriol. Rev. **32**:465–492.
1423. Gibson, F. P., D. R. F. Leach, and R. G. Lloyd. 1992. Identification of *sbzD* mutations as cosuppressors of *recBC* that allow propagation of DNA palindromes in *Escherichia coli* K-12. J. Bacteriol. **174**:1222–1228.
1424. Giel, M., M. Desnoyer, and J. Lopilato. 1996. A mutation in a new gene *bglI*, activates the *bgl* operon in *Escherichia coli* K-12. Genetics **143**:627–635.
1425. Gielow, A., L. Diederich, and W. Messer. 1991. Expression of the replication protein Arp of phage λ shows dual regulation by an antisense promoter. EMBO J. **10**:3061–3066.
1426. Giffard, P. M., and I. R. Booth. 1988. The *rpoA341* allele of *Escherichia coli* specifically impairs the transcription of a group of positively-regulated operons. Mol. Gen. Genet. **214**:148–152.
1427. Gigot, D., M. Crabeel, A. Feller, D. Charlier, W. Lissens, N. Glansdorff, and A. Pierard. 1980. Patterns of polarity in the *Escherichia coli* *carAB* gene cluster. J. Bacteriol. **143**:914–920.
1428. Gilchrist, C. A., and D. Denhardt. 1987. *Escherichia coli* *rep* gene: sequence of the gene, the encoded helicase, and its homology with *uvrD*. Nucleic Acids Res. **15**:465–475.
1429. Gill, D. R., G. F. Hatfull, and G. P. C. Salmond. 1986. A new cell division operon in *Escherichia coli*. Mol. Gen. Genet. **205**:134–145.
1430. Gille, H. J., J. B. Egan, A. F. Roth, and W. Messer. 1991. The FIS protein binds and bends the origin of chromosomal DNA replication, *oriC*, of *Escherichia coli*. Nucleic Acids Res. **19**:4167–4172.
1431. Gilson, E., H. Nikaido, and M. Hofnung. 1982. Sequence of the *malK* gene in *E. coli* K12. Nucleic Acids Res. **10**:7449–7458.
1432. Gilson, E., J.-P. Rousset, A. Charbit, D. M. Perrin, and M. Hofnung. 1986. *malM*, a new gene of the maltose regulon in *Escherichia coli* K12. I. *malM* is the last gene of the *malK-lamB* operon and encodes a periplasmic protein. J. Mol. Biol. **191**:303–311.
1433. Giordani, R., J. Buc, A. Cornish-Bowden, and M. L. Cardenas. 1997. Kinetics of membrane-bound nitrate reductase A from *Escherichia coli*

- with analogues of physiological electron donors—different reaction sites for menadiol and duroquinol. *Eur. J. Biochem.* **250**:567–577.
1434. **Glaser, J. H., and J. A. DeMoss.** 1972. Comparison of nitrate reductase mutants of *Escherichia coli* selected by alternative procedures. *Mol. Gen. Genet.* **116**:1–10.
1435. **Glassberg, J., R. R. Meyer, and A. Kornberg.** 1979. Mutant single-strand binding protein of *Escherichia coli*: genetic and physiological characterization. *J. Bacteriol.* **140**:14–19.
1436. **Glavas, N. A., and P. D. Bragg.** 1995. Evidence for the presence of two pyridine nucleotide-binding sites on the beta subunit of the *Escherichia coli* pyridine nucleotide transhydrogenase. *Biochem. Mol. Biol. Int.* **35**:297–306.
1437. **Glover, S. W.** 1962. Valine-resistant mutants of *Escherichia coli* K-12. *Genet. Res.* **3**:448–460.
1438. **Godessart, N., F. J. Munoa, M. Regue, and A. Juarez.** 1988. Chromosomal mutations that increase the production of a plasmid-encoded haemolysin in *Escherichia coli*. *J. Gen. Microbiol.* **134**:2779–2787.
1439. **Goffin, C., C. Fraipont, J. Ayala, M. Terrak, M. Nguyen-Distèche, and J. M. Ghuyssen.** 1996. The non-penicillin-binding module of the tripartite penicillin-binding protein 3 of *Escherichia coli* is required for folding and/or stability of the penicillin-binding module and the membrane-anchoring module confers cell septation activity on the folded structure. *J. Bacteriol.* **178**:5402–5409.
1440. **Goldberg, E. B., T. Arbel, J. Chen, R. Karpel, G. A. Mackie, and S. Schuldiner.** 1987. Characterization of a Na⁺/H⁺ antiporter gene of *Escherichia coli*. *Proc. Natl. Acad. Sci. USA* **84**:2615–2619.
1441. **Goldenberg, S. H.** 1994. A role for polyamines in the control of ppGpp levels in *Escherichia coli*. *Cell. Mol. Biol. (Noisy-Le-Grand)* **40**:899–905.
1442. **Goldenberg, S. H.** 1996. *In vitro* studies on ppGpp synthetase I from polyamine-starved and unstarved *Escherichia coli*. *Cell. Mol. Biol. (Noisy-Le-Grand)* **42**:719–727.
1443. **Goldenberg, D., I. Azar, A. B. Oppenheim, A. Brandi, C. L. Pon, and C. O. Gualerzi.** 1997. Role of *Escherichia coli* *cspA* promoter sequences and adaptation of translational apparatus in the cold shock response. *Mol. Gen. Genet.* **256**:282–290.
1444. **Goldie, H., and B. D. Sanwal.** 1980. Genetic and physiological characterization of *Escherichia coli* mutants deficient in phosphoenolpyruvate carboxylase activity. *J. Bacteriol.* **141**:1115–1121.
1445. **Goldie, H., and B. D. Sanwal.** 1981. Temperature-sensitive mutation affecting synthesis of phosphoenolpyruvate carboxylase in *Escherichia coli*. *J. Bacteriol.* **148**:720–723.
1446. **Goldie, H., and V. Medina.** 1990. Physical and genetic analysis of the phosphoenolpyruvate carboxylase (*pckA*) locus from *Escherichia coli* K12. *Mol. Gen. Genet.* **220**:191–196.
1447. **Goldman, B. S., K. K. Gabbert, and R. G. Kranz.** 1996. The temperature-sensitive growth and survival phenotypes of *Escherichia coli* *cydDC* and *cydAB* strains are due to deficiencies in cytochrome *bd* and are corrected by exogenous catalase and reducing agents. *J. Bacteriol.* **178**:6348–6351.
1448. **Goldman, J. D., D. G. White, and S. B. Levy.** 1996. Multiple antibiotic resistance (*mar*) locus protects *Escherichia coli* from rapid cell killing by fluoroquinolones. *Antimicrob. Agents Chemother.* **40**:1266–1269.
1449. **Goldman, R. C., T. J. Bolling, W. E. Kohlbrenner, Y. Kim, and J. L. Fox.** 1986. Primary structure of CTP: CMP-3-deoxy-D-manno-octulosonate cytidyl-transferase (CMP-KDO synthetase) from *Escherichia coli*. *J. Biol. Chem.* **261**:15831–15835.
1450. **Goldman, R. C., and W. E. Kohlbrenner.** 1985. Molecular cloning of the structural gene coding for CTP: CMP-3-deoxy-D-manno-octulosonate cytidyltransferase from *Escherichia coli* K-12. *J. Bacteriol.* **163**:256–261.
1451. **Goldschmidt, E. P., M. S. Cater, T. S. Matney, M. A. Butler, and A. Greene.** 1970. Genetic analysis of the histidine operon in *Escherichia coli* K12. *Genetics* **66**:219–229.
1452. **Goldstein, J., N. S. Pollitt, and M. Inouye.** 1990. Major heat shock protein of *Escherichia coli*. *Proc. Natl. Acad. Sci. USA* **87**:283–287.
1453. **Gollop, N., H. Tavori, and Z. Barak.** 1982. Acetohydroxy acid synthase is a target for leucine-containing peptide toxicity in *Escherichia coli*. *J. Bacteriol.* **149**:387–390.
1454. **Goncharoff, P., and B. Nichols.** 1984. Nucleotide sequence of *Escherichia coli* *pabB* indicates a common evolutionary origin of *p*-aminobenzoate synthetase and anthranilate synthetase. *J. Bacteriol.* **159**:57–62.
1455. **Gonzalez-Flecha, B., and B. Demyte.** 1997. Transcriptional regulation of the *Escherichia coli* *oxyR* gene as a function of cell growth. *J. Bacteriol.* **179**:6181–6186.
1456. **Gonzalez-Gil, G., P. Bringmann, and R. Kahmann.** 1996. FIS is a regulator of metabolism in *Escherichia coli*. *Mol. Microbiol.* **22**:21–29.
1457. **Goodlove, P. E., P. R. Cunningham, J. Parker, and D. P. Clark.** 1989. Cloning and sequence analysis of the fermentative alcohol-dehydrogenase-encoding gene of *Escherichia coli*. *Gene* **85**:209–214.
1458. **Goosen, N., and P. van de Putte.** 1995. The regulation of transcription initiation by integration host factor. *Mol. Microbiol.* **16**:1–7.
1459. **Gopalakrishnan, A. S., Y.-C. Chen, M. Temkin, and W. Dowhan.** 1986. Structure and expression of the gene locus encoding the phosphatidylglycerophosphate synthase of *Escherichia coli*. *J. Biol. Chem.* **261**:1329–1338.
1460. **Gordia, S., and C. Gutierrez.** 1996. Growth-phase-dependent expression of the osmotically inducible gene *osmC* of *Escherichia coli* K-12. *Mol. Microbiol.* **19**:729–736.
1461. **Gordon, A. J., P. A. Burns, D. F. Fix, F. Yatagai, F. L. Allen, M. J. Horsfall, J. A. Halliday, J. Gray, C. Bernelot-Moens, and B. W. Glickman.** 1988. Missense mutation in the *lacI* gene of *Escherichia coli*. Inferences on the structure of the repressor protein. *J. Mol. Biol.* **200**:239–251.
1462. **Gordon, A. W., R. C. Gayda, and A. Markovitz.** 1984. Sequence of the regulatory region of *ompT*, the gene specifying major outer membrane protein a (3b) of *Escherichia coli* K-12: implications for regulation and processing. *Mol. Gen. Genet.* **193**:414–421.
1463. **Goshima, N., K. Kohno, F. Imamoto, and Y. Kano.** 1990. HU-1 mutants of *Escherichia coli* deficient in DNA binding. *Gene* **96**:141–145.
1464. **Gosink, K. K., T. Gaal, A. J. T. Bokal, and R. L. Gourse.** 1996. A positive control mutant of the transcription activator protein FIS. *J. Bacteriol.* **178**:5182–5187.
1465. **Gosink, K. K., W. Ross, S. Leirmo, R. Osuna, S. Finkel, R. C. Johnson, and R. L. Gourse.** 1993. DNA binding and bending are necessary but not sufficient for Fis-dependent activation of *rrbB* P1. *J. Bacteriol.* **175**:1580–1589.
1466. **Goss, T. J., H. P. Schweizer, and P. Datta.** 1988. Molecular characterization of the *tdc* operon of *Escherichia coli* K-12. *J. Bacteriol.* **170**:5352–5359.
1467. **Goss, T. J., and P. Datta.** 1984. *Escherichia coli* K-12 mutation that inactivates biodegradative threonine dehydratase by transposon Tn5 insertion. *J. Bacteriol.* **158**:826–831.
1468. **Goss, T. J., and P. Datta.** 1985. Molecular cloning and expression of the biodegradative threonine dehydratase gene (*tdc*) of *Escherichia coli* K12. *Mol. Gen. Genet.* **201**:308–314.
1469. **Gots, J. S., C. E. Benson, and S. R. Shumas.** 1972. Genetic separation of hypoxanthine and guanine-xanthine phosphoribosyltransferase activities by deletion mutations in *Salmonella typhimurium*. *J. Bacteriol.* **112**:910–916.
1470. **Gottesman, S., and J. R. Beckwith.** 1969. Directed transposition of the arabinose operon: a technique for the isolation of special transducing bacteriophages for any *Escherichia coli* gene. *J. Mol. Biol.* **44**:117–127.
1471. **Gottesman, S., P. Trisler, and A. S. Torres-Cabassa.** 1985. Regulation of capsular polysaccharide synthesis in *Escherichia coli* K-12: characterization of three regulatory genes. *J. Bacteriol.* **162**:1111–1119.
1472. **Gottesman, S., W. P. Clark, and M. R. Maurizi.** 1990. The ATP-dependent Clp-protease of *Escherichia coli*. Sequence of *clpA* and identification of a Clp-specific substrate. *J. Biol. Chem.* **265**:7886–7893.
1473. **Gottesman, S., W. P. Clark, V. de Crecy-Lagard, and M. R. Maurizi.** 1993. ClpX, an alternative subunit of the ATP-dependent Clp protease of *Escherichia coli*. Sequence and *in vivo* activities. *J. Biol. Chem.* **268**:22618–22626.
1474. **Gough, J. A., and N. E. Murray.** 1983. Sequence diversity among related genes for recognition of specific targets in DNA molecules. *J. Mol. Biol.* **166**:1–9.
1475. **Gowrishankar, J.** 1985. Identification of osmoreponsive genes in *Escherichia coli*: evidence for participation of potassium and proline transport systems in osmoregulation. *J. Bacteriol.* **164**:434–445.
1476. **Gowrishankar, J.** 1986. *proP*-mediated proline transport also plays a role in *Escherichia coli* osmoregulation. *J. Bacteriol.* **166**:331–333.
1477. **Gowrishankar, J.** 1989. Nucleotide sequence of the osmoregulatory *proU* operon of *Escherichia coli*. *J. Bacteriol.* **171**:1923–1931.
1478. **Gowrishankar, J., and D. Manna.** 1996. How is osmotic regulation of transcription of the *Escherichia coli* *proU* operon achieved? A review and a model. *Genetica* **97**:363–378.
1479. **Gowrishankar, J., and J. Pittard.** 1982. Construction from Mu d1 (*lac* Ap^r) lysogens of lambda bacteriophage bearing promoter-*lac* fusions: isolation of λ *ppheA-lac*. *J. Bacteriol.* **150**:1122–1129.
1480. **Gowrishankar, J., and J. Pittard.** 1982. Regulation of phenylalanine biosynthesis in *Escherichia coli* K-12: control of transcription of the *pheA* operon. *J. Bacteriol.* **150**:1130–1137.
1481. **Gowrishankar, J., P. Jayashree, and K. Rajkumari.** 1986. Molecular cloning of an osmoregulatory locus in *Escherichia coli*: increased *proU* gene dosage results in enhanced osmotolerance. *J. Bacteriol.* **168**:1197–1204.
1482. **Grabau, C., and J. E. Cronan, Jr.** 1984. Molecular cloning of the gene (*poxB*) encoding the pyruvate oxidase of *Escherichia coli*, a lipid-activated enzyme. *J. Bacteriol.* **160**:1088–1092.
1483. **Grabau, C., and J. E. Cronan, Jr.** 1986. Nucleotide sequence and deduced amino acid sequence of *Escherichia coli* pyruvate oxidase, a lipid-activated flavoprotein. *Nucleic Acids Res.* **14**:5449–5460.
1484. **Graftstrom, R. H., and R. H. Hoess.** 1983. Cloning of *mutH* and identification of the gene product. *Gene* **22**:245–253.
1485. **Graftstrom, R. H., and R. H. Hoess.** 1987. Nucleotide sequence of the *Escherichia coli* *mutH* gene. *Nucleic Acids Res.* **15**:3073–3083.
1486. **Granger, L. L., E. B. O'Hara, R. F. Wang, F. V. Meffen, K. Armstrong, S. D. Yancey, P. Babitzke, and S. R. Kushner.** 1998. The *Escherichia coli* *mrsC* gene is required for cell growth and mRNA decay. *J. Bacteriol.* **180**:1920–1928.

1487. **Granston, A. E., D. L. Thompson, and D. I. Friedman.** 1990. Identification of a second promoter for the *metY-nusA-infB* operon of *Escherichia coli*. *J. Bacteriol.* **172**:2336–2342.
1488. **Gratia, J.** 1966. Studies on defective lysogeny due to chromosomal deletion in *Escherichia coli*. *Biken J.* **9**:77–87.
1489. **Graves, R. J., I. Felzenszwalb, J. Laval, and T. R. O'Connor.** 1992. Excision of 5'-terminal deoxyribose phosphate from damaged DNA is catalyzed by the Fpg protein of *Escherichia coli*. *J. Biol. Chem.* **267**:14429–14435.
1490. **Gray, J. E., D. C. Bennett, H. E. Umbarger, and D. H. Calhoun.** 1982. Physical and genetic localization of *ilv* regulatory sites in λ *ilv* bacteriophages. *J. Bacteriol.* **149**:1071–1081.
1491. **Green, G. N., H. Fang, R.-J. Lin, G. Newton, M. Mather, C. D. Georgiou, and R. B. Gennis.** 1988. The nucleotide sequence of the *cyd* locus encoding the two subunits of the cytochrome d terminal oxidase complex of *Escherichia coli*. *J. Biol. Chem.* **263**:13138–13143.
1492. **Green, G. N., J. E. Kranz, and R. B. Gennis.** 1984. Cloning the *cyd* locus coding for the cytochrome d complex of *E. coli*. *Gene* **32**:99–106.
1493. **Green, G. N., and R. B. Gennis.** 1983. Isolation and characterization of an *Escherichia coli* mutant lacking cytochrome d terminal oxidase. *J. Bacteriol.* **154**:1269–1275.
1494. **Green, G. N., R. G. Kranz, R. M. Lorence, and R. B. Gennis.** 1984. Identification of subunit I as the cytochrome b_{558} component of the cytochrome d terminal oxidase complex of *Escherichia coli*. *J. Biol. Chem.* **259**:7994–7997.
1495. **Green, G. N., R. M. Lorence, and R. B. Gennis.** 1986. Specific overproduction and purification of the cytochrome b_{558} component of the cytochrome d complex from *Escherichia coli*. *Biochemistry* **25**:2309–2314.
1496. **Green, J., M. F. Anjum, and J. R. Guest.** 1996. The *ndh*-binding protein (Nbp) regulates the *ndh* gene of *Escherichia coli* in response to growth phase and is identical to Fis. *Mol. Microbiol.* **20**:1043–1055.
1497. **Green, J., M. F. Anjum, and J. R. Guest.** 1997. Regulation of the *ndh* gene of *Escherichia coli* by integration host factor and a novel regulator, Arr. *Microbiology* **143**:2865–2875.
1498. **Green, J., and M. L. Baldwin.** 1997. The molecular basis for the differential regulation of the *hlyE*-encoded haemolysin of *Escherichia coli* by FNR and HlyX lies in the improved activating region 1 contact of HlyX. *Microbiology* **143**:3785–3793.
1499. **Green, J. M., and B. P. Nichols.** 1991. *p*-Aminobenzoate biosynthesis in *Escherichia coli*. Purification of aminodeoxychorismate lyase and cloning of *pabC*. *J. Biol. Chem.* **266**:12971–12975.
1500. **Green, J. M., W. K. Merkel, and B. P. Nichols.** 1992. Characterization and sequence of *Escherichia coli pabC*, the gene encoding aminodeoxychorismate lyase, a pyridoxal phosphate-containing enzyme. *J. Bacteriol.* **174**:5317–5323.
1501. **Green, P. J., and M. Inouye.** 1984. Roles of the 5' leader region of the *ompA* mRNA. *J. Mol. Biol.* **176**:431–442.
1502. **Green, R., and H. F. Noller.** 1996. *In vitro* complementation analysis localizes 23S rRNA posttranscriptional modifications that are required for *Escherichia coli* 50S ribosomal subunit assembly and function. *RNA* **2**:1011–1021.
1503. **Green, S. M., T. Malik, I. G. Giles, and W. T. Drabble.** 1996. The *purB* gene of *Escherichia coli* K-12 is located in an operon. *Microbiology* **142**:3219–3230.
1504. **Greenberg, J., and B. Dimple.** 1986. Glutathione in *Escherichia coli* is dispensable for resistance to H_2O_2 and gamma radiation. *J. Bacteriol.* **168**:1026–1029.
1505. **Greenberg, J., J. H. Chou, P. A. Monach, and B. Dimple.** 1991. Activation of oxidative stress genes by mutations at the *soxZ/cfxB/marA* locus of *Escherichia coli*. *J. Bacteriol.* **173**:4433–4439.
1506. **Greenblatt, J., J. Li, S. Adhya, D. I. Friedman, L. S. Baron, B. Redfield, H.-F. Kung, and H. Weissbach.** 1980. L factor that is required for β -galactosidase synthesis is the *nusA* gene product involved in transcription termination. *Proc. Natl. Acad. Sci. USA* **77**:1991–1994.
1507. **Greenblatt, J., M. McLimont, and S. Hanly.** 1981. Termination of transcription by *nusA* gene product of *Escherichia coli*. *Nature* **292**:215–220.
1508. **Greene, R. C., and A. A. Smith.** 1984. Insertion mutagenesis of the *metJBLF* gene cluster of *Escherichia coli* K-12: evidence for a *metBL* operon. *J. Bacteriol.* **159**:767–769.
1509. **Greene, R. C., J. H. Krueger, and J. R. Johnson.** 1982. Localization of the *metJBLF* gene cluster of *Escherichia coli* in λ met transducing phage. *Mol. Gen. Genet.* **187**:401–404.
1510. **Greene, R. C., J. V. Hunter, and E. H. Coch.** 1973. Properties of *metK* mutants of *Escherichia coli* K-12. *J. Bacteriol.* **115**:57–67.
1511. **Greener, A., and C. W. Hill.** 1980. Identification of a novel genetic element in *Escherichia coli* K-12. *J. Bacteriol.* **144**:312–321.
1512. **Greener, T., D. Govezensky, and A. Zamir.** 1993. A novel multicopy suppressor of a *groEL* mutation includes two nested open reading frames transcribed from different promoters. *EMBO J.* **12**:889–896.
1513. **Greer, S., and R. N. Perham.** 1986. Glutathione reductase from *Escherichia coli*: cloning and sequence analysis of the gene and relationship to other flavoprotein disulfide oxidoreductases. *Biochemistry* **25**:2736–2742.
1514. **Greiner, R., U. Konietzny, and K. D. Jany.** 1993. Purification and characterization of two phytases from *Escherichia coli*. *Arch. Biochem. Biophys.* **303**:107–113.
1515. **Greutzmann, G., D. Brechemier-Baey, V. Heurgue, L. Mora, and R. H. Buckingham.** 1994. Localization and characterization of the gene encoding release factor RF3 in *Escherichia coli*. *Proc. Natl. Acad. Sci. USA* **91**:5848–5852.
1516. **Griffin, H. G., and M. J. Gasson.** 1995. The gene (*aroK*) encoding shikimate kinase I from *Escherichia coli*. *DNA Sequence* **5**:195–197.
1517. **Griffin, T. J., and R. D. Kolodner.** 1990. Purification and preliminary characterization of the *Escherichia coli* K-12 *recF* protein. *J. Bacteriol.* **172**:6291–6299.
1518. **Griggs, D. W., B. B. Tharp, and J. Konisky.** 1987. Cloning and promoter identification of the iron-regulated *cir* gene of *Escherichia coli*. *J. Bacteriol.* **169**:5343–5352.
1519. **Grimm, B., A. Bull, and V. Breu.** 1991. Structural genes of glutamate 1-semialdehyde aminotransferase for porphyrin synthesis in a cyanobacterium and *Escherichia coli*. *Mol. Gen. Genet.* **225**:1–10.
1520. **Gringauz, E., K. A. Orle, C. S. Waddell, and N. L. Craig.** 1988. Recognition of *Escherichia coli attTn7* by transposon Tn7: lack of specific sequence requirements at the point of Tn7 insertion. *J. Bacteriol.* **170**:2832–2840.
1521. **Grisolia, V., A. Riccio, and C. B. Bruni.** 1983. Structure and function of the internal promoter (*hisBp*) of the *Escherichia coli* K-12 histidine operon. *J. Bacteriol.* **155**:1288–1296.
1522. **Grisolia, V., M. S. Carlomagno, A. G. Nappo, and C. B. Bruni.** 1985. Cloning, structure and expression of the *Escherichia coli* K-12 *hisC* gene. *J. Bacteriol.* **164**:1317–1323.
1523. **Groat, R. G., J. E. Schultz, E. Zychlinsky, A. Bockman, and A. Matin.** 1986. Starvation proteins in *Escherichia coli*: kinetics of synthesis and role in starvation survival [published erratum appears in *J. Bacteriol.* 1987, **169**:3866]. *J. Bacteriol.* **168**:486–493. (Erratum, **169**:3866, 1987.)
1524. **Grodberg, J., and J. J. Dunn.** 1988. *ompT* encodes the *Escherichia coli* outer membrane protease that cleaves T7 RNA polymerase during purification. *J. Bacteriol.* **170**:1245–1253.
1525. **Grodberg, J., M. D. Lundigan, D. L. Toledo, W. F. Mangel, and J. J. Dunn.** 1988. Complete nucleotide sequence and deduced amino acid sequence of the *ompT* gene of *Escherichia coli* K-12. *Nucleic Acids Res.* **16**:1209.
1526. **Grogan, D. W.** 1988. Temperature-sensitive murein synthesis in an *Escherichia coli pdx* mutant and the role of alanine racemase. *Arch. Microbiol.* **150**:363–367.
1527. **Grogan, D. W., and J. E. Cronan, Jr.** 1983. Use of lambda plasmids for deletion mapping of non-selectable markers cloned in plasmids. *Gene* **22**:75–83.
1528. **Grogan, D. W., and J. E. Cronan, Jr.** 1984. Cloning and manipulation of the *Escherichia coli* cyclopropane fatty acid synthase gene: physiological aspects of enzyme overproduction. *J. Bacteriol.* **158**:286–295.
1529. **Grogan, D. W., and J. E. Cronan, Jr.** 1984. Genetic characterization of *Escherichia coli* cyclopropane fatty acid (*efa*) locus and neighboring loci. *Mol. Gen. Genet.* **196**:367–372.
1530. **Groisman, E. A., F. Heffron, and F. Solomon.** 1992. Molecular genetic analysis of the *Escherichia coli phoP* locus. *J. Bacteriol.* **174**:486–491.
1531. **Gross, C. A., F. R. Blattner, W. E. Taylor, P. A. Lowe, and R. R. Burgess.** 1979. Isolation and characterization of transducing phage coding for a subunit of *Escherichia coli* RNA polymerase. *Proc. Natl. Acad. Sci. USA* **76**:5789–5793.
1532. **Grossman, A. D., J. Erickson, and C. A. Gross.** 1984. The *htpR* gene product of *E. coli* is a sigma factor for heat-shock promoters. *Cell* **38**:383–390.
1533. **Grossman, A. D., Y.-N. Zhou, C. Gross, J. Heilig, G. E. Christie, and R. Calendar.** 1985. Mutations in the *rpoH* (*htpR*) gene of *Escherichia coli* K-12 phenotypically suppress a temperature-sensitive mutant defective in the σ^{70} subunit of RNA polymerase. *J. Bacteriol.* **161**:939–943.
1534. **Grossman, T. H., M. Tuckman, S. Ellestad, and M. S. Osburne.** 1993. Isolation and characterization of *Bacillus subtilis* genes involved in siderophore biosynthesis: relationship between *B. subtilis sfp⁰* and *Escherichia coli entD* genes. *J. Bacteriol.* **175**:6203–6211.
1535. **Grothe, S. R., R. L. Krogsrud, D. J. McClellan, J. L. Milner, and J. M. Wood.** 1986. Proline transport and osmotic stress response in *Escherichia coli* K-12. *J. Bacteriol.* **166**:253–259.
1536. **Grove, J., S. Busby, and J. Cole.** 1996. The role of the genes *nrjEFG* and *cmfH* in cytochrome c biosynthesis in *Escherichia coli*. *Mol. Gen. Genet.* **252**:332–341.
1537. **Grove, J., S. Tanapongpipat, G. Thomas, L. Griffiths, H. Crooke, and J. Cole.** 1996. *Escherichia coli* K-12 genes essential for the synthesis of c-type cytochromes and a third nitrate reductase located in the periplasm. *Mol. Microbiol.* **19**:467–481.
1538. **Gruer, M. J., and J. R. Guest.** 1994. Two genetically-distinct and differentially-regulated aconitases (AcnA and AcnB) in *Escherichia coli*. *Microbiology* **140**:2531–2541.
1539. **Grunden, A. M., R. M. Ray, J. K. Rosentel, F. G. Healy, and K. T. Shanmugam.** 1996. Repression of the *Escherichia coli modABCD* (molybdate transport) operon by ModE. *J. Bacteriol.* **178**:735–744.

1540. Grundstrom, T., and B. Jaurin. 1982. Overlap between *ampC* and *frd* operons on the *Escherichia coli* chromosome. Proc. Natl. Acad. Sci. USA **79**:1111-1115.
1541. Grundstrom, T., B. Jaurin, T. Edlund, and S. Normark. 1980. Physical mapping and expression of hybrid plasmids carrying chromosomal β -lactamase genes of *Escherichia coli* K-12. J. Bacteriol. **143**:1127-1134.
1542. Guardiola, J., M. DeFelice, T. Klopotoski, and M. Iaccarino. 1974. Mutations affecting the different transport systems for isoleucine, leucine, and valine in *Escherichia coli* K-12. J. Bacteriol. **117**:393-405.
1543. Guardiola, J., and M. Iaccarino. 1971. *Escherichia coli* K-12 mutants altered in the transport of branched-chain amino acids. J. Bacteriol. **108**:1034-1044.
1544. Guarneros, G., G. Machado, P. Guzman, and E. Garay. 1987. Genetic and physical location of the *Escherichia coli* *rap* locus, which is essential for growth of bacteriophage lambda. J. Bacteriol. **169**:5188-5192.
1545. Gudmundsdottir, A., C. Bradbeer, and R. J. Kadner. 1988. Altered binding and transport of vitamin B12 resulting from insertion mutations in the *Escherichia coli* *btuB* gene. J. Biol. Chem. **263**:14224-14230.
1546. Gudmundsdottir, A., P. E. Bell, M. D. Lundrigan, C. Bradbeer, and R. J. Kadner. 1989. Point mutations in a conserved region (TonB box) of *Escherichia coli* outer membrane protein BtuB affect vitamin B₁₂ transport. J. Bacteriol. **171**:6526-6533.
1547. Guest, J. R. 1969. Biochemical and genetic studies with nitrate reductase C-gene mutants of *Escherichia coli*. Mol. Gen. Genet. **105**:285-297.
1548. Guest, J. R. 1979. Anaerobic growth of *Escherichia coli* K12 with fumarate as terminal electron acceptor. Genetic studies with menaquinone and fluoracetate-resistant mutants. J. Gen. Microbiol. **115**:259-271.
1549. Guest, J. R. 1981. Hybrid plasmids containing the citrate synthase gene (*gltA*) of *Escherichia coli* K-12. J. Gen. Microbiol. **124**:17-23.
1550. Guest, J. R., and D. J. Shaw. 1981. Molecular cloning of menaquinone biosynthetic genes of *Escherichia coli* K12. Mol. Gen. Genet. **181**:379-383.
1551. Guest, J. R., G. R. Drapeau, B. C. Carlton, and C. Yanofsky. 1967. The amino acid sequence of the A protein (alpha subunit) of the tryptophan synthetase of *Escherichia coli*. J. Biol. Chem. **242**:5442-5446.
1552. Guest, J. R., J. S. Miles, R. E. Roberts, and S. A. Woods. 1985. The fumarase genes of *Escherichia coli*: location of the *fumB* gene and discovery of a new gene (*fumC*). J. Gen. Microbiol. **131**:2971-2984.
1553. Guest, J. R., and P. E. Stephens. 1980. Molecular cloning of the pyruvate dehydrogenase complex genes of *Escherichia coli*. J. Gen. Microbiol. **121**:277-292.
1554. Guest, J. R., P. E. Stephens, M. G. Darlison, and H. M. Lewis. 1983. The pyruvate dehydrogenase complex of *Escherichia coli* K12. Nucleotide sequence encoding the dihydrolipoamide acetyltransferase component. Eur. J. Biochem. **133**:481-489.
1555. Guest, J. R., and R. E. Roberts. 1983. Cloning, mapping, and expression of the fumarase gene of *Escherichia coli* K-12. J. Bacteriol. **153**:588-596.
1556. Guest, J. R., R. E. Roberts, and P. E. Stephens. 1983. Hybrid plasmids containing the pyruvate dehydrogenase complex genes and gene-DNA relationships in the 2 to 3 minute region of the *Escherichia coli* chromosome. J. Gen. Microbiol. **129**:671-680.
1557. Guest, J. R., R. E. Roberts, and R. J. Wilde. 1984. Cloning of the aspartase gene (*aspA*) of *Escherichia coli*. J. Gen. Microbiol. **130**:1271-1278.
1558. Guest, J. R., S. T. Cole, and K. Jeyaseelan. 1981. Organization and expression of the pyruvate dehydrogenase complex genes of *Escherichia coli* K12. J. Gen. Microbiol. **127**:65-79.
1559. Guidi-Rontani, C., A. Danchin, and A. Ullmann. 1981. Isolation and characterization of an *Escherichia coli* mutant affected in the regulation of adenylate cyclase. J. Bacteriol. **148**:753-761.
1560. Guilhot, C., G. Jander, N. L. Martin, and J. R. Beckwith. 1995. Evidence that the pathway of disulfide bond formation in *Escherichia coli* involves interactions between the cysteines of DsbB and DsbA. Proc. Natl. Acad. Sci. USA **92**:9895-9899.
1561. Guillon, J. M., S. Heiss, J. Soutourina, Y. Mechulam, S. Laalami, M. Grunberg-Manago, and S. Blanquet. 1996. Interplay of methionine tRNAs with translation elongation factor Tu and translation initiation factor 2 in *Escherichia coli*. J. Biol. Chem. **271**:22321-22325.
1562. Guillon, J.-M., Y. Mechulam, J.-M. Schmitter, S. Blanquet, and G. Fayat. 1992. Disruption of the gene for Met-tRNA^{Met} formyltransferase severely impairs growth of *Escherichia coli*. J. Bacteriol. **174**:4294-4301.
1563. Guillon, J.-M., Y. Mechulam, S. Blanquet, and G. Fayat. 1993. Importance of formylability and anticodon stem sequence to give a tRNA^{Met} an initiator identity in *Escherichia coli*. J. Bacteriol. **175**:4507-4514.
1564. Guilloton, M. B., A. F. Lamblin, E. I. Kozliak, M. Gerami-Nejad, C. Tu, D. Silverman, P. M. Anderson, and J. A. Fuchs. 1993. A physiological role for cyanate-induced carbonic anhydrase in *Escherichia coli*. J. Bacteriol. **175**:1443-1451.
1565. Guilloton, M. B., and F. Karst. 1987. Isolation and characterization of mutants of *Escherichia coli* lacking inducible cyanase. J. Gen. Microbiol. **133**:645-653.
1566. Guilloton, M. B., J. J. Korte, A. F. Lamblin, J. A. Fuchs, and P. M. Anderson. 1993. Carbonic anhydrase in *Escherichia coli*: a product of the *cyn* operon. J. Biol. Chem. **267**:3731-3734.
1567. Gunsalus, R. P., and C. Yanofsky. 1980. Nucleotide sequence and expression of *Escherichia coli* *trpR*, the structural gene for the *trp* aporepressor. Proc. Natl. Acad. Sci. USA **77**:7117-7121.
1568. Gunsalus, R. P., G. Zurawski, and C. Yanofsky. 1979. Structural and functional analysis of cloned deoxyribonucleic acid containing the *trpR-thr* region of the *Escherichia coli* chromosome. J. Bacteriol. **140**:106-113.
1569. Gunsalus, R. P., L. V. Kalman, and R. R. Stewart. 1989. Nucleotide sequence of the *narL* gene that is involved in global regulation of nitrate controlled respiratory genes of *Escherichia coli*. Nucleic Acids Res. **17**:1965-1975.
1570. Gunsalus, R. P., W. S. Brusilow, and R. D. Simoni. 1982. Gene order and gene-polypeptide relationships of the proton-translocating ATPase operon (*unc*) of *Escherichia coli*. Proc. Natl. Acad. Sci. USA **79**:320-324.
1571. Guo, G., and B. Weiss. 1998. Endonuclease V (*nfi*) mutant of *Escherichia coli* K-12. J. Bacteriol. **180**:46-51.
1572. Guo, G., Y. Ding, and B. Weiss. 1997. *nfi*, the gene for endonuclease V in *Escherichia coli* K-12. J. Bacteriol. **179**:310-316.
1573. Gupta, S., and D. P. Clark. 1989. *Escherichia coli* derivatives lacking both alcohol dehydrogenase and phosphotransacetylase grow anaerobically by lactate fermentation. J. Bacteriol. **171**:3650-3655.
1574. Gupta, S. D., B. T. O. Lee, J. Camakaris, and H. C. Wu. 1995. Identification of *cutC* and *cutF* (*nlpE*) genes involved in copper tolerance in *Escherichia coli*. J. Bacteriol. **177**:4207-4215.
1575. Gustafson, C. E., S. Kaul, and E. E. Ishiguro. 1993. Identification of the *Escherichia coli* *lytB* gene, which is involved in penicillin tolerance and control of the stringent response. J. Bacteriol. **175**:1203-1205.
1576. Gustafsson, C., and B. C. Persson. 1998. Identification of the *rrmA* gene encoding the 23S rRNA m1G745 methyltransferase in *Escherichia coli* and characterization of an m1G745-deficient mutant. J. Bacteriol. **180**:359-365.
1577. Gustafsson, C., P. H. R. Lindstrom, T. G. Hagervall, K. B. Esberg, and G. R. Bjork. 1991. The *trmA* promoter has regulatory features and sequence elements in common with the rRNA P1 promoter family of *Escherichia coli*. J. Bacteriol. **173**:1757-1764.
1578. Gustafsson, C., R. Reid, P. J. Greene, and D. V. Santi. 1996. Identification of new RNA modifying enzymes by iterative genome search using known modifying enzymes as probes. Nucleic Acids Res. **24**:3756-3762.
1579. Guterman, S. K., G. Roberts, and B. Tyler. 1982. Polarity in the *glnA* operon: suppression of the Reg⁻ phenotype by *rho* mutations. J. Bacteriol. **150**:1314-1321.
1580. Guterman, S. K., and L. Dann. 1973. Excretion of enterochelin by *exbA* and *exbB* mutants of *Escherichia coli*. J. Bacteriol. **114**:1225-1230.
1581. Guth, A., R. Engel, and B. E. Tropp. 1980. Uptake of glycerol 3-phosphate and some of its analogs by the hexose phosphate transport system of *Escherichia coli*. J. Bacteriol. **143**:538-539.
1582. Gutheil, W. G., B. Holmquist, and B. L. Vallee. 1992. Purification, characterization and partial sequence of the glutathione-dependent formaldehyde dehydrogenase from *Escherichia coli*: a class III alcohol dehydrogenase. Biochemistry **31**:475-481.
1583. Guthrie, B., and W. Wickner. 1990. Trigger factor depletion or overproduction causes defective cell division but does not block protein export. J. Bacteriol. **172**:5555-5562.
1584. Gutierrez, C., and J. C. Devedjian. 1991. Osmotic induction of gene *osmC* expression in *Escherichia coli* K12. J. Mol. Biol. **220**:959-973.
1585. Gutierrez, C., S. Gordia, and S. Bonnassie. 1995. Characterization of the osmotically inducible gene *osmE* of *Escherichia coli* K-12. Mol. Microbiol. **16**:553-563.
1586. Guzman, E. C., and A. Jimenez-Sanchez. 1991. Location of *pinO*, a new gene located between *tuf* and *rpsJ*, on the physical map of *Escherichia coli*. J. Bacteriol. **173**:7409.
1587. Guzman, E. C., R. H. Pritchard, and A. Jimenez-Sanchez. 1991. A calcium-binding protein that may be required for the initiation of chromosome replication in *Escherichia coli*. Res. Microbiol. **142**:137-140.
1588. Guzman, L., J. J. Barondess, and J. R. Beckwith. 1992. FtsL, an essential cytoplasmic membrane protein involved in cell division in *Escherichia coli*. J. Bacteriol. **174**:7716-7728.
1589. Guzzo, A., G. Macintyre, C. Diorio, K. Salmon, and M. S. DuBow. 1995. Identification, sequencing, and characterization of an aluminum-inducible *Escherichia coli* gene. GenBank submission X83874.
1590. Haardt, M., and E. Bremer. 1996. Use of *phoA* and *lacZ* fusions to study the membrane topology of ProW, a component of the osmoregulated ProU transport system of *Escherichia coli*. J. Bacteriol. **178**:5370-5381.
1591. Hachler, H., S. P. Cohen, and S. B. Levy. 1991. *marA*, a regulated locus which controls expression of chromosomal multiple antibiotic resistance in *Escherichia coli*. J. Bacteriol. **173**:5532-5538.
1592. Hachler, H., S. P. Cohen, and S. B. Levy. 1996. Untranslated sequence upstream of MarA in the multiple antibiotic resistance locus of *Escherichia coli* is related to the effector-binding domain of the XylS transcriptional activator. J. Mol. Evol. **42**:409-413.
1593. Hackett, J., and P. R. Reeves. 1983. Primary structure of the *tolC* gene that codes for an outer membrane protein of *Escherichia coli* K12. Nucleic Acids Res. **11**:6487-6495.

1594. Hackett, J., R. Misra, and P. R. Reeves. 1983. The TolC protein of *Escherichia coli* K12 is synthesized in a precursor form. *FEBS Lett.* **156**:307–310.
1595. Hackett, N. R., and P. D. Bragg. 1983. Membrane cytochromes of *Escherichia coli* mutants. *J. Bacteriol.* **154**:719–727.
1596. Hadener, A., P. R. Alefounder, G. J. Hart, C. Abell, and A. R. Battersby. 1990. Investigation of putative active-site lysine residues in hydroxymethylbilane synthase. *Biochem. J.* **271**:487–491.
1597. Hadley, R. G., M. Hu, M. Timmons, K. Yun, and R. Deonier. 1983. A partial restriction map of the *proA-purE* region of the *E. coli* K-12 chromosome. *Gene* **22**:281–287.
1598. Hafner, E. W., C. W. Tabor, and H. Tabor. 1977. Isolation of a *metK* mutant with a temperature-sensitive S-adenosylmethionine synthetase. *J. Bacteriol.* **132**:832–840.
1599. Hagerwall, T. G., and G. R. Bjork. 1984. Genetic mapping and cloning of the gene (*trmC*) responsible for the synthesis of tRNA (mnm⁵S²U) methyltransferase. *Mol. Gen. Genet.* **196**:201–207.
1600. Hagewood, B. T., Y. L. Ganduri, and P. Datta. 1994. Functional analysis of the *tdcABC* promoter of *Escherichia coli*: roles of TdcA and TdcR. *J. Bacteriol.* **176**:6214–6220.
1601. Haggerty, T. J., and S. T. Lovett. 1993. Suppression of *recJ* mutations of *Escherichia coli* by mutations in translation initiation factor IF3. *J. Bacteriol.* **175**:6118–6125.
1602. Hale, C. A., and P. A. de Boer. 1997. Direct binding of FtsZ to ZipA, an essential component of the septal ring structure that mediates cell division in *E. coli*. *Cell* **88**:175–185.
1603. Hales, L. M., R. I. Gumpert, and J. F. Gardner. 1996. Examining the contribution of a dA+dT element to the conformation of *Escherichia coli* integration host factor-DNA complexes. *Nucleic Acids Res.* **24**:1780–1786.
1604. Hall, B. G. 1982. Chromosomal mutation for citrate utilization by *Escherichia coli* K-12. *J. Bacteriol.* **151**:269–273.
1605. Hall, B. G. 1997. The *rtn* gene of *Proteus vulgaris* is actually from *Escherichia coli*. *J. Bacteriol.* **179**:2433–2434.
1606. Hall, B. G., and L. Xu. 1992. Nucleotide sequence, function, activation, and evolution of the cryptic *asc* operon of *Escherichia coli* K12. *Mol. Biol. Evol.* **9**:688–706.
1607. Hall, B. G., P. W. Betts, and J. C. Wootton. 1989. DNA sequence analysis of artificially evolved *ebg* enzyme and *ebg* repressor genes. *Genetics* **123**:635–648.
1608. Hall, C. V., M. van Cleemput, K. H. Muench, and C. Yanofsky. 1982. The nucleotide sequence of the structural gene for *Escherichia coli* tryptophanyl-tRNA synthetase. *J. Biol. Chem.* **257**:6132–6136.
1609. Hall, J., and C. Yanofsky. 1981. Cloning and characterization of the gene for *Escherichia coli* tryptophanyltransfer ribonucleic acid synthetase. *J. Bacteriol.* **148**:941–949.
1610. Hall, M. N., and T. J. Silhavy. 1981. Genetic analysis of the *ompB* locus in *Escherichia coli* K-12. *J. Mol. Biol.* **151**:1–15.
1611. Hall, M. N., and T. J. Silhavy. 1981. The *ompB* locus and the regulation of the major outer membrane porin proteins of *Escherichia coli* K12. *J. Mol. Biol.* **146**:23–43.
1612. Hall, S. D., M. F. Kane, and R. D. Kolodner. 1993. Identification and characterization of the *Escherichia coli* RecT protein, a protein encoded by the *recE* region that promotes renaturation of homologous single-stranded DNA. *J. Bacteriol.* **175**:277–287.
1613. Haller, B. L., and J. A. Fuchs. 1984. Mapping of *trxB*, a mutation responsible for reduced thioredoxin reductase activity. *J. Bacteriol.* **159**:1060–1062.
1614. Halsall, D. M. 1975. Strains of *E. coli* with defective lysine transport systems. *Biochem. Genet.* **13**:109–124.
1615. Hama, H., C. G. Lerner, S. Inouye, and M. Inouye. 1991. Location of the gene (*ndk*) for nucleoside diphosphate kinase on the physical map of the *Escherichia coli* chromosome. *J. Bacteriol.* **173**:3276.
1616. Hama, H., N. Almaula, C. G. Lerner, S. Inouye, and M. Inouye. 1991. Nucleoside diphosphate kinase from *Escherichia coli*: its overproduction and sequence comparison with eukaryotic enzymes. *Gene* **105**:31–36.
1617. Hama, H., T. Kayahara, W. Ogawa, M. Tsuda, and T. Tsuchiya. 1994. Enhancement of serine-sensitivity by a gene encoding rhodanese-like protein in *Escherichia coli*. *J. Biochem. (Tokyo)* **115**:1135–1140.
1618. Hamann, A., D. Bossemeyer, and E. P. Bakker. 1987. Physical mapping of the K⁺ transport *trkA* gene of *Escherichia coli* and overproduction of the TrkA protein. *J. Bacteriol.* **169**:3138–3145.
1619. Hammar, M., A. Arnqvist, Z. Bian, A. Olsen, and S. Normark. 1995. Expression of two *csg* operons is required for production of fibronectin- and congo red-binding curli polymers in *Escherichia coli* K-12. *Mol. Microbiol.* **18**:661–670.
1620. Hammelburger, J. W., and G. A. Orr. 1983. Interaction of sn-glycerol 3-phosphorothioate with *Escherichia coli*: effect on cell growth and metabolism. *J. Bacteriol.* **156**:789–799.
1621. Hammer-Jespersen, K., and A. Munch-Petersen. 1973. Mutants of *Escherichia coli* unable to metabolize cytidine: isolation and characterization. *Mol. Gen. Genet.* **126**:177–186.
1622. Hanada, M., K. Nishiyama, and H. Tokuda. 1996. SecG plays a critical role in protein translocation in the absence of the proton motive force as well as at low temperature. *FEBS Lett.* **381**:25–28.
1623. Hanafusa, T., A. Sakai, A. Tominaga, and M. Enomoto. 1989. Isolation and characterization of *Escherichia coli* *hag* operator mutants whose *hag48* expression has become repressible by a *Salmonella* H1 repressor. *Mol. Gen. Genet.* **216**:44–50.
1624. Hanatani, M., H. Yazyu, S. Shiota-Niiya, Y. Moriya, H. Kanazawa, M. Futai, and T. Tsuchiya. 1984. Physical and genetic characterization of the melibiose operon and identification of the gene products in *Escherichia coli*. *J. Biol. Chem.* **259**:1807–1812.
1625. Hanck, T., N. Gerwin, and H. J. Fritz. 1989. Nucleotide sequence of the *dcm* locus of *Escherichia coli* K12. *Nucleic Acids Res.* **17**:5844.
1626. Hane, M. W., and T. H. Wood. 1969. *Escherichia coli* K-12 mutants resistant to nalidixic acid: genetic mapping and dominant studies. *J. Bacteriol.* **99**:238–241.
1627. Haney, S. A., J. V. Platko, D. L. Oxender, and J. M. Calvo. 1992. Lrp, a leucine-responsive protein, regulates branched-chain amino acid transport genes in *Escherichia coli*. *J. Bacteriol.* **174**:108–115.
1628. Hanke, P. D., and J. A. Fuchs. 1983. Regulation of ribonucleoside diphosphate reductase mRNA synthesis in *Escherichia coli*. *J. Bacteriol.* **154**:1040–1045.
1629. Hanlon, S. P., T. K. Hill, M. A. Flavell, J. M. Stringfellow, and R. A. Cooper. 1997. 2-Phenylethylamine catabolism by *Escherichia coli* K-12: gene organization and expression. *Microbiology* **143**:513–518.
1630. Hansen, E. B., F. G. Hansen, and K. von Meyenburg. 1982. The nucleotide sequence of the *dnaA* gene and the first part of the *dnaN* gene of *Escherichia coli* K-12. *Nucleic Acids Res.* **10**:7373–7385.
1631. Hansen, F. G., E. B. Hansen, and T. Atlung. 1982. The nucleotide sequence of the *dnaA* gene promoter and of the adjacent *rpmH* gene, coding for the ribosomal protein L34, of *Escherichia coli*. *EMBO J.* **1**:1043–1048.
1632. Hansen, F. G., E. B. Hansen, and T. Atlung. 1985. Physical mapping and nucleotide sequence of the *mppA* gene that encodes the protein component of ribonuclease P in *Escherichia coli*. *Gene* **38**:85–93.
1633. Hansen, F. G., S. Koefoid, K. von Meyenburg, and T. Atlung. 1981. Transcription and translation events in the *oriC* region of the *E. coli* chromosome. *ICN-UCLA Symp. Mol. Cell. Biol.* **22**:37–55.
1634. Hanson, M. S. 1988. Identification and characterization of *Escherichia coli* type 1 pilus tip adhesion protein. *Nature* **332**:265–268.
1635. Hantke, K. 1976. Phage T6-colicin K receptor and nucleoside transport in *Escherichia coli*. *FEBS Lett.* **70**:109–112.
1636. Hantke, K. 1983. Identification of an iron uptake system specific for coprogen and rhodotorulic acid in *Escherichia coli* K12. *Mol. Gen. Genet.* **191**:301–306.
1637. Hantke, K. 1984. Cloning of the repressor protein gene of iron-regulated systems in *Escherichia coli* K12. *Mol. Gen. Genet.* **197**:337–341.
1638. Hantke, K. 1987. Ferrous iron transport mutants in *Escherichia coli* K12. *FEMS Microbiol. Lett.* **44**:53–57.
1639. Hantke, K. 1987. Selection procedure for deregulated iron transport mutants (*fur*) in *Escherichia coli* K12: *fur* not only affects iron transport. *Mol. Gen. Genet.* **210**:135–139.
1640. Hantke, K., and S. I. Patzer. 1995. GenBank submission Z54355.
1641. Hara, H., N. Abe, M. Nakakouji, Y. Nishimura, and K. Horiuchi. 1996. Overproduction of penicillin-binding protein 7 suppresses thymosensitive growth defect at low osmolarity due to a *spr* mutation of *Escherichia coli*. *Microb. Drug Resist.* **2**:63–72.
1642. Hara, H., S. Yasuda, K. Horiuchi, and J. T. Park. 1997. A promoter for the first nine genes of the *Escherichia coli* *mra* cluster of cell division and cell envelope biosynthesis genes, including *ftsI* and *ftsW*. *J. Bacteriol.* **179**:5802–5811.
1643. Hara, H., Y. Nishimura, J. Kato, H. Suzuki, H. Nagasawa, A. Suzuki, and Y. Hirota. 1989. Genetic analyses of processing involving C-terminal cleavage in penicillin-binding protein 3 of *Escherichia coli*. *J. Bacteriol.* **171**:5882–5889.
1644. Hara, H., Y. Yamamoto, Y. Higashitani, H. Suzuki, and Y. Nishimura. 1991. Cloning, mapping, and characterization of the *Escherichia coli* *pre* gene, which is involved in C-terminal processing of penicillin-binding protein 3. *J. Bacteriol.* **173**:4799–4813.
1645. Harayama, S., J. Bollinger, T. Iino, and G. L. Hazelbauer. 1983. Characterization of the *mgl* operon of *Escherichia coli* by transposon mutagenesis and molecular cloning. *J. Bacteriol.* **153**:408–415.
1646. Harayama, S., S. P. Engstrom, H. Wolf-Watz, T. Iino, and G. L. Hazelbauer. 1982. Cloning of *trg*, a gene for a sensory transducer in *Escherichia coli*. *J. Bacteriol.* **152**:372–383.
1647. Harborne, N., L. Griffiths, S. J. Busby, and J. A. Cole. 1992. Transcriptional control, translation and function of the products of the five open reading frames of the *Escherichia coli* *nir* operon. *Mol. Microbiol.* **6**:2805–2813.
1648. Hardaway, K. L., and C. S. Buller. 1979. Effects of ethylenediaminetetraacetate on phospholipids and outer membrane function in *Escherichia coli*. *J. Bacteriol.* **137**:62–68.
1649. Harkness, R. E., and E. E. Ishiguro. 1983. Temperature-sensitive autolysis-defective mutants of *Escherichia coli*. *J. Bacteriol.* **155**:15–21.

1650. Harkness, R. E., and V. Braun. 1990. In vitro peptidoglycan synthesis by envelopes from *Escherichia coli* *tolM* mutants is inhibited by colicin M. *J. Bacteriol.* **172**:498–500.
1651. Harkness, R. E., W. Kusser, B. J. Qi, and E. E. Ishiguro. 1992. Genetic mapping of the *lytA* and *lytB* loci of *Escherichia coli*, which are involved in penicillin tolerance and control of the stringent response. *Can. J. Microbiol.* **38**:975–978.
1652. Harlocker, S. L., L. Bergstrom, and M. Inouye. 1995. Tandem binding of six *OmpR* proteins to the *ompF* upstream regulatory sequence of *Escherichia coli*. *J. Biol. Chem.* **270**:26849–26856.
1653. Harrison, K. W., P. Nygaard, and B. Hove-Jensen. 1995. Cloning and characterization of the *gsk* gene encoding guanosine kinase of *Escherichia coli*. *J. Bacteriol.* **177**:2236–2240.
1654. Harmon, F. G., W. M. Rehrauer, and S. C. Kowalczykowski. 1996. Interaction of *Escherichia coli* RecA protein with LexA repressor. II. Inhibition of DNA strand exchange by the uncleavable LexA S119A repressor argues that recombination and SOS induction are competitive processes. *J. Biol. Chem.* **271**:23874–23883.
1655. Harris, S. L., D. A. Elliott, M. C. Blake, L. M. Must, M. Messenger, and P. E. Orndorff. 1990. Isolation and characterization of mutants with lesions affecting pellicle formation and erythrocyte agglutination by type 1 piliated *Escherichia coli*. *J. Bacteriol.* **172**:6411–6418.
1656. Harrison, L., Z. Hatahet, A. A. Puralm, and S. S. Wallace. 1998. Multiply damaged sites in DNA: interactions with *Escherichia coli* endonucleases III and VIII. *Nucleic Acids Res.* **26**:932–941.
1657. Harrison, L. I., H. N. Christensen, M. E. Handlogten, D. L. Oxender, and S. C. Quay. 1975. Transport of L-4-azaleucine in *Escherichia coli*. *J. Bacteriol.* **122**:957–965.
1658. Hartlein, M., and D. Madern. 1987. Molecular cloning and nucleotide sequence of the gene for *Escherichia coli* leucyl-tRNA. *Nucleic Acids Res.* **15**:10199–10210.
1659. Hartlein, M., D. Madern, and R. Leberman. 1987. Cloning and characterization of the gene for *Escherichia coli* seryl-tRNA synthetase. *Nucleic Acids Res.* **15**:1005–1017.
1660. Hartlein, M., R. Frank, and D. Madern. 1987. Nucleotide sequence of *Escherichia coli* valyl-tRNA synthetase gene *valS*. *Nucleic Acids Res.* **15**:9081–9082.
1661. Harvey, S., C. W. Hill, C. Squires, and C. L. Squires. 1988. Loss of the spacer loop sequence from the *rmnB* operon in the *Escherichia coli* K-12 subline that bears the *relA1* mutation. *J. Bacteriol.* **170**:1235–1238.
1662. Hasenbank, R., C. Guthrie, G. Stoffler, H. G. Wittmann, L. Rosen, and D. Apirion. 1973. Electrophoretic and immunological studies on ribosomal proteins of 100 *Escherichia coli* revertants from streptomycin dependence. *Mol. Gen. Genet.* **127**:1–18.
1663. Hashimoto, W., H. Suzuki, S. Nohara, H. Tachi, K. Yamamoto, and H. Kumagai. 1995. Subunit association of gamma-glutamyltranspeptidase of *Escherichia coli* K-12. *J. Biochem. (Tokyo)* **118**:1216–1223.
1664. Hasona, A., R. M. Ray, and K. T. Shanmugam. 1998. Physiological and genetic analyses leading to identification of a biochemical role for the *moeA* (molybdate metabolism) gene product in *Escherichia coli*. *J. Bacteriol.* **180**:1466–1472.
1665. Hassani, M., D. H. Pincus, G. N. Bennett, and I. N. Hirshfield. 1992. Temperature-dependent induction of an acid-inducible stimulon of *Escherichia coli* in broth. *Appl. Environ. Microbiol.* **58**:2704–2707.
1666. Haughn, G. W., C. H. Squires, M. DeFelice, C. T. Largo, and J. M. Calvo. 1985. Unusual organization of the *ilvIH* promoter of *Escherichia coli*. *J. Bacteriol.* **163**:186–198.
1667. Hauser, C. A., and G. W. Hatfield. 1983. Nucleotide sequence of the *ilvB* multivalent attenuator region of *Escherichia coli* K-12. *Nucleic Acids Res.* **11**:127–139.
1668. Haussmann, C., F. Rohdich, F. Lottspeich, S. Eberhardt, J. Scheuring, S. Mackamul, and A. Bacher. 1997. Dihydroneopterin triphosphate epimerase of *Escherichia coli*: purification, genetic cloning, and expression. *J. Bacteriol.* **179**:949–951.
1669. Hawker, J. R., and C. S. McHenry. 1987. Monoclonal antibodies specific for the tau subunit of the DNA polymerase III holoenzyme of *Escherichia coli*. Use to demonstrate that tau is the product of the *dnaZX* gene and that both it and gamma, the *dnaZ* gene product, are integral. *J. Biol. Chem.* **262**:12722–12727.
1670. Hayano, T., N. Takahashi, S. Kato, N. Maki, and M. Suzuki. 1991. Two distinct forms of peptidylprolyl-*cis-trans*-isomerase are expressed separately in periplasmic and cytoplasmic compartments of *Escherichia coli* cells. *Biochemistry* **30**:3041–3048.
1671. Hayashi, S., S.-Y. Chang, S. Chang, C. Z. Giam, and H. C. Wu. 1985. Modification and processing of internalized signal sequences of prolipoprotein in *Escherichia coli* and in *Bacillus subtilis*. *J. Biol. Chem.* **260**:5753–5759.
1672. Hayden, M. A., I. Huang, D. E. Bussiere, and G. W. Ashley. 1992. The biosynthesis of lipoleic acid. Cloning of *lip*, a lipoleic biosynthetic locus of *Escherichia coli*. *J. Biol. Chem.* **267**:9512–9515.
1673. Hayden, M. A., I. Huang, G. Iliopoulos, M. Orozco, and G. W. Ashley. 1993. Biosynthesis of lipoleic acid: characterization of the lipoleic acid auxotrophs *Escherichia coli* W1485-lip2 and JRG33-lip9. *Biochemistry* **32**:3778–3782.
1674. Haydon, D. J., M. A. Quail, and J. R. Guest. 1993. A mutation causing constitutive synthesis of the pyruvate dehydrogenase complex in *Escherichia coli* is located within the *pdhR* gene. *FEBS Lett.* **336**:43–47.
1675. Hayes, F., and D. J. Sherratt. 1997. Recombinase binding specificity at the chromosome dimer resolution site *dif* of *Escherichia coli*. *J. Mol. Biol.* **266**:525–537.
1676. Hayzer, D. J. 1983. Sub-cloning of the wild-type *proAB* region of the *Escherichia coli* genome. *J. Gen. Microbiol.* **129**:3215–3225.
1677. Hayzer, D. J., and T. Leisinger. 1980. The gene-enzyme relationships of proline biosynthesis in *Escherichia coli*. *J. Gen. Microbiol.* **118**:287–293.
1678. Hazelbauer, G. L., S. P. Engstrom, and S. Harayama. 1981. Methyl-accepting chemotaxis protein III and transducer gene *trg*. *J. Bacteriol.* **145**:43–49.
1679. Haziza, C., M. Cassan, and J. C. Patte. 1982. Identification of the promoter of the *asd* gene of *Escherichia coli* using *in vitro* fusion with the *lac* operon. *Biochimie* **64**:227–230.
1680. Haziza, C., P. Stragier, and J. C. Patte. 1982. Nucleotide sequence of the *asd* gene of *Escherichia coli*: absence of a typical attenuation signal. *EMBO J.* **1**:379–384.
1681. He, B., and H. Zalkin. 1994. Regulation of *Escherichia coli purA* by purine repressor, one component of a dual control mechanism. *J. Bacteriol.* **176**:1009–1013.
1682. He, B., J. M. Smith, and H. Zalkin. 1992. *Escherichia coli purB* gene: cloning, nucleotide sequence, and regulation by *purR*. *J. Bacteriol.* **174**:130–136.
1683. He, B., K. Y. Choi, and H. Zalkin. 1993. Regulation of *Escherichia coli glnB*, *prsA*, and *speA* by the purine repressor. *J. Bacteriol.* **175**:3598–3606.
1684. He, L., F. Soderbom, E. G. Wagner, U. Binnie, N. Binns, and M. Masters. 1993. PcnB is required for the rapid degradation of RNAI, the antisense RNA that controls the copy number of ColE1-related plasmids. *Mol. Microbiol.* **9**:1131–1142.
1685. He, M. M., J. Sun, and H. R. Kaback. 1996. Cysteine-scanning mutagenesis of transmembrane domain XII and the flanking periplasmic loop in the lactose permease of *Escherichia coli*. *Biochemistry* **35**:12909–12914.
1686. He, X. Y., S. Y. Yang, and H. Schulz. 1997. Cloning and expression of the *fadH* gene and characterization of the 1997 product 2,4-dienoyl coenzyme A reductase from *Escherichia coli*. *Eur. J. Biochem.* **248**:516–520.
1687. Heath, R. J., and C. O. Rock. 1995. Enoyl-acyl carrier protein reductase (*fabI*) plays a determinant role in completing cycles of fatty acid elongation in *Escherichia coli*. *J. Biol. Chem.* **270**:26538–26542.
1688. Heatwole, V. M., and R. L. Somerville. 1991. Cloning, nucleotide sequence, and characterization of *mtr*, the structural gene for a tryptophan-specific permease of *Escherichia coli* K-12. *J. Bacteriol.* **173**:108–115.
1689. Heatwole, V. M., and R. L. Somerville. 1991. The tryptophan-specific permease gene, *mtr*, is differentially regulated by tryptophan and tyrosine repressors in *Escherichia coli* K-12. *J. Bacteriol.* **173**:3601–3604.
1690. Heber, S., and B. E. Tropp. 1991. Genetic regulation of cardiolipin synthase in *Escherichia coli*. *Biochim. Biophys. Acta* **1129**:1–12.
1691. Heck, J. D., and G. W. Hatfield. 1988. Valyl-tRNA synthetase gene of *Escherichia coli* K-12. Molecular genetic characterization. *J. Biol. Chem.* **263**:857–867.
1692. Heck, J. D., and G. W. Hatfield. 1988. Valyl-tRNA synthetase gene of *Escherichia coli* K12. Primary structure and homology within a family of aminoacyl-tRNA synthetases. *J. Biol. Chem.* **263**:868–877.
1693. Hedblom, M. L., and J. Adler. 1980. Genetic and biochemical properties of *Escherichia coli* mutants with defects in serine chemotaxis. *J. Bacteriol.* **144**:1048–1060.
1694. Hedges, R. W., and K. P. Shannon. 1984. Resistance to apramycin in *Escherichia coli* isolated from animals: detection of a novel aminoglycoside-modifying enzyme. *J. Gen. Microbiol.* **130**:473–482.
1695. Hedgpeth, J., J. M. Clement, C. Marchal, D. M. Perrin, and M. Hofnung. 1980. DNA sequence encoding the NH₂-terminal peptide involved in transport of λ receptor, an *Escherichia coli* secretory protein. *Proc. Natl. Acad. Sci. USA* **77**:2621–2625.
1696. Hediger, M. A., D. F. Johnson, D. P. Nierlich, and I. Zabin. 1985. DNA sequence of the lactose operon: the *lacA* gene and the transcriptional termination region. *Proc. Natl. Acad. Sci. USA* **82**:6414–6418.
1697. Heim, R., and E. E. Strehler. 1991. Cloning an *Escherichia coli* gene encoding a protein remarkably similar to mammalian aldehyde dehydrogenases. *Gene* **99**:15–23.
1698. Heinrich, B., U. Schroeder, R. Frank, and R. Plapp. 1989. Accurate mapping of the *Escherichia coli pepD* gene by sequence analysis of its 5' flanking region. *Mol. Gen. Genet.* **215**:369–373.
- 1698a. Heinrichs, D. E., M. A. Monteiro, M. B. Perry, and C. Whitfield. 1998. The assembly system for the lipopolysaccharide R2 core-type of *Escherichia coli* is a hybrid of those found in *Escherichia coli* K-12 and *Salmonella enterica*. Structure and function of the WaaK and WaaL homologs. *J. Biol. Chem.* **273**:8849–8859.
1699. Heisig, P. 1996. Genetic evidence for a role of *parC* mutations in development of high-level fluoroquinolone resistance in *Escherichia coli*. *Anti-*

- microb. Agents Chemother. **40**:879–885.
1700. Heitman, J., and P. Model. 1987. Site-specific methylases induce the SOS DNA repair response in *Escherichia coli*. *J. Bacteriol.* **169**:3243–3250.
1701. Hekstra, D., and J. Tommassen. 1993. Functional exchangeability of the ABC proteins of the periplasmic binding protein-dependent transport systems Ugp and Mal of *Escherichia coli*. *J. Bacteriol.* **175**:6546–6552.
1702. Helander, I. M., B. Lindner, U. Seydel, and M. Vaara. 1993. Defective biosynthesis of the lipid A component of temperature-sensitive *firA* (*omsA*) mutant of *Escherichia coli*. *Eur. J. Biochem.* **212**:363–369.
1703. Held, W. A., and O. H. Smith. 1970. Mechanism of 3-methyl-anthranilic acid derepression of the tryptophan operon in *Escherichia coli*. *J. Bacteriol.* **101**:209–217.
1704. Held, W. A., and O. H. Smith. 1970. Regulation of the *Escherichia coli* tryptophan operon by early reactions in the aromatic pathway. *J. Bacteriol.* **101**:202–208.
1705. Heller, K., and R. J. Kadner. 1985. Nucleotide sequence of the gene for the vitamin B12 receptor protein in the outer membrane of *Escherichia coli*. *J. Bacteriol.* **161**:904–908.
1706. Helling, R. B. 1968. Selection of a mutant of *Escherichia coli* which has high mutation rates. *J. Bacteriol.* **96**:975–980.
1707. Helling, R. B. 1990. The glutamate dehydrogenase structural gene of *Escherichia coli*. *Mol. Gen. Genet.* **223**:508–512.
1708. Helling, R. B. 1995. *icdB* mutants of *Escherichia coli*. *J. Bacteriol.* **177**:2592–2593.
1709. Helling, R. B., and J. Kukora. 1971. Nalidixic acid-resistant mutants of *Escherichia coli* deficient in isocitrate dehydrogenase. *J. Bacteriol.* **105**:1224–1226.
1710. Helling, H. W., and P. R. Evans. 1985. Nucleotide sequence and high-level expression of the major *Escherichia coli* phosphofructokinase. *Eur. J. Biochem.* **149**:363–373.
1711. Helsner, T. L., J. E. Davies, and J. E. Dahlberg. 1972. Mechanism of kasugamycin resistance in *Escherichia coli*. *Nat. New Biol.* **235**:6–9.
1712. Henderson, I. R., M. Meehan, and P. Owen. 1997. A novel regulatory mechanism for a novel phase-variable outer membrane protein of *Escherichia coli*. *Adv. Exp. Med. Biol.* **412**:349–355.
- 1712a. Henderson, I. R., M. Meehan, and P. Owen. 1997. Antigen 43, a phase-variable bipartite outer membrane protein, determines colony morphology and autoaggregation in *Escherichia coli* K-12. *FEMS Microbiol. Lett.* **149**:115–120.
1713. Henderson, T. A., K. D. Young, S. A. Denome, and P. K. Elf. 1997. AmpC and AmpH, proteins related to the class C β -lactamases, bind penicillin and contribute to the normal morphology of *Escherichia coli*. *J. Bacteriol.* **179**:6112–6121.
1714. Henderson, T. A., M. F. Templin, and K. D. Young. 1995. Identification and cloning of the gene encoding penicillin-binding protein 7 of *Escherichia coli*. *J. Bacteriol.* **177**:2074–2079.
1715. Henderson, T. A., P. M. Dombrosky, and K. D. Young. 1994. Artifactual processing of penicillin-binding proteins 7 and 1b by the OmpT protease of *Escherichia coli*. *J. Bacteriol.* **176**:256–259.
1716. Hendrickson, W., C. M. Stoner, and R. Schleif. 1990. Characterization of the *Escherichia coli* *araFGH* and *araJ* promoters. *J. Mol. Biol.* **215**:497–510.
1717. Hendrickson, W., and K. E. Rudd. 1992. Physical map location of the *argFGH* operon of *Escherichia coli*. *J. Bacteriol.* **174**:3836–3837.
1718. Hengge-Aronis, R. 1996. Back to log phase: sigma S as a global regulator in the osmotic control of gene expression in *Escherichia coli*. *Mol. Microbiol.* **21**:887–893.
1719. Hengge-Aronis, R., and D. Fischer. 1992. Identification and molecular analysis of *glgS*, a novel growth-phase-regulated and *rpoS*-dependent gene involved in glycogen synthesis in *Escherichia coli*. *Mol. Microbiol.* **6**:1877–1887.
1720. Hennecke, F., H. Kolmar, K. Brundl, and H. J. Fritz. 1991. The *vsr* gene product of *E. coli* K-12 is a strand- and sequence-specific DNA mismatch endonuclease. *Nature* **353**:776–778.
1721. Hennessey, E. S., and J. K. Broome-Smith. 1994. Two related bacterial membrane proteins, ExbD and TolR, have opposite transmembrane charge dipolarity. *Mol. Microbiol.* **11**:417. (Letter.)
1722. Henrich, B., and R. Plapp. 1991. Locations of the genes from *pepD* through *proA* on the physical map of the *Escherichia coli* chromosome. *J. Bacteriol.* **173**:7407–7408.
1723. Henrich, B., S. Becker, U. Schroeder, and R. Plapp. 1993. *dcp* gene of *Escherichia coli*: cloning, sequencing, transcript mapping, and characterization of the gene product. *J. Bacteriol.* **175**:7290–7300.
1724. Henrich, B., U. Monnerjahn, and R. Plapp. 1990. Peptidase D gene (*pepD*) of *Escherichia coli* K-12: nucleotide sequence, transcript mapping, and comparison with other peptidase genes. *J. Bacteriol.* **172**:4641–4651.
1725. Henson, J. M., A. Blinkowa, and J. R. Walker. 1982. The *Escherichia coli* *dnaW* mutation is an allele of the *adk* gene. *Mol. Gen. Genet.* **186**:488–492.
1726. Henson, J. M., and J. R. Walker. 1982. Genetic analysis of *acrA* and *lir* mutations of *Escherichia coli*. *J. Bacteriol.* **152**:1301–1302.
1727. Herman, C., D. Thevenet, R. D'Ari, and P. Boulc. 1995. Degradation of sigma 32, the heat shock regulator in *Escherichia coli*, is governed by HflB. *Proc. Natl. Acad. Sci. USA* **92**:3516–3520.
1728. Herman, C., T. Ogura, T. Tomoyasu, S. Hiraga, Y. Akiyama, K. Ito, R. Thomas, R. D'Ari, and P. Boulc. 1993. Cell growth and lambda phage development controlled by the same essential *Escherichia coli* gene, *ftsH/hflB*. *Proc. Natl. Acad. Sci. USA* **90**:10861–10865.
1729. Herold, C., and E. A. Birge. 1990. Location of *icdA* and *fadR* on the physical map of *Escherichia coli*. *J. Bacteriol.* **172**:6618.
1730. Herrington, M. B., A. Kohli, and P. H. Lapchak. 1984. Suppression by thymidine-requiring mutants of *Escherichia coli* K-12. *J. Bacteriol.* **157**:126–129.
1731. Herrington, M. B., J. Basso, M. Faraci, and C. Autexier. 1991. Modification of the suppressor phenotype of thymine requiring strains of *Escherichia coli*. *Genet. Res.* **58**:185–192.
1732. Hersh, B. M., F. T. Farooq, D. N. Barstad, D. L. Blankenhorn, and J. L. Slonczewski. 1996. A glutamate-dependent acid resistance gene in *Escherichia coli*. *J. Bacteriol.* **178**:3978–3981.
1733. Hershey, H., and M. W. Taylor. 1986. Nucleotide sequence and deduced amino acid sequence of *Escherichia coli* adenine phosphoribosyltransferase and comparison with other analogous enzymes. *Gene* **43**:287–293.
1734. Hershey, J. W. B., R. Gutstein, and M. W. Taylor. 1982. Cloning and restriction map of the *E. coli* *apt* gene. *Gene* **19**:89–92.
1735. Hesse, J. E., L. Wiczorek, K. Altendorf, E. Reicin, E. Dorus, and W. Epstein. 1984. Sequence homology between two membrane transport ATPases, the Kdp-ATPase of *Escherichia coli* and the Ca²⁺-ATPase of sarcoplasmic reticulum. *Proc. Natl. Acad. Sci. USA* **81**:4746–4750.
1736. Hesslinger, C., S. Fairhurst, and G. Sawers. 1998. Novel keto acid formate-lyase and propionate kinase enzymes are components of an anaerobic pathway in *Escherichia coli* that degrades L-threonine to propionate. *Mol. Microbiol.* **27**:477–492.
1737. Hestekamp, T., and B. Bukau. 1996. The *Escherichia coli* trigger factor. *FEBS Lett.* **389**:32–34.
1738. Hestekamp, T., S. Hauser, H. Lutcke, and B. Bukau. 1996. *Escherichia coli* trigger factor is a prolyl isomerase that associates with nascent polypeptide chains. *Proc. Natl. Acad. Sci. USA* **93**:4437–4441.
1739. Heurgue-Hamard, V., R. Karimi, L. Mora, J. MacDougall, C. Leboeuf, G. Greutzmann, M. Ehrenberg, and R. H. Buckingham. 1998. Ribosome release factor RF4 and termination factor RF3 are involved in dissociation of peptidyl-tRNA from the ribosome. *EMBO J.* **17**:808–816.
1740. Heyde, M., and R. Portalier. 1982. New pleiotropic alkaline phosphatase-negative mutants of *Escherichia coli* K-12. *J. Bacteriol.* **151**:529–533.
1741. Hickson, I. D., H. M. Arthur, D. Bramhill, and P. T. Emmerson. 1983. The *E. coli* *uvrD* gene product is DNA helicase II. *Mol. Gen. Genet.* **190**:265–270.
1742. Hickson, I. D., K. E. Atkinson, and P. T. Emmerson. 1982. Molecular cloning and amplification of the gene for thymidylate synthetase. *Gene* **18**:257–260.
1743. Hickson, I. D., and P. T. Emmerson. 1981. Identification of the *Escherichia coli* *recB* and *recC* gene products. *Nature* **294**:578–580.
1744. Hidaka, M., M. Akiyama, and T. Horiuchi. 1988. A consensus sequence of three DNA replication terminus sites on the *E. coli* chromosome is highly homologous to the *terR* sites of the R6K plasmid. *Cell* **55**:467–475.
1745. Hidaka, M., T. Kobayashi, S. Takenaka, H. Takeya, and T. Horiuchi. 1989. Purification of a DNA replication terminus (*ter*) site-binding protein in *Escherichia coli* and identification of the structural gene. *J. Biol. Chem.* **264**:21031–21037.
1746. Hidaka, M., T. Kobayashi, and T. Horiuchi. 1991. A newly identified DNA replication terminus site, TerE, on the *Escherichia coli* chromosome. *J. Bacteriol.* **173**:391–393.
1747. Hidalgo, E., A. Limon, and J. Aguilar. 1996. A second *Escherichia coli* gene with similarity to *gapA*. *Microbiologia* **12**:99–106.
1748. Hidalgo, E., and B. Demple. 1996. Activation of SoxR-dependent transcription *in vitro* by noncatalytic or NifS-mediated assembly of [2Fe-2S] clusters into apo-SoxR. *J. Biol. Chem.* **271**:7269–7272.
1749. Hidalgo, E., Y.-M. Chen, E. C. C. Lin, and J. Aguilar. 1991. Molecular cloning and DNA sequencing of the *Escherichia coli* K-12 *ald* gene encoding aldehyde dehydrogenase. *J. Bacteriol.* **173**:6118–6123.
1750. Higgins, C. F., C. J. Dorman, D. A. Stirling, L. Waddell, I. R. Booth, G. May, and E. Bremer. 1988. A physiological role for DNA supercoiling in the osmotic regulation of gene expression in *S. typhimurium* and *E. coli*. *Cell* **52**:569–584.
1751. Highton, P. J., Y. Chang, W. R. Marcotte, Jr., and C. A. Schnaitman. 1985. Evidence that the outer membrane protein gene *nmpC* of *Escherichia coli* K-12 lies within the defective *qsr'* prophage. *J. Bacteriol.* **162**:256–262.
1752. Hill, C. W., and B. W. Harnish. 1982. Transposition of a chromosomal segment bounded by redundant rRNA genes into other rRNA genes in *Escherichia coli*. *J. Bacteriol.* **149**:449–457.
1753. Hill, C. W., J. A. Gray, and H. Brody. 1989. Use of the isocitrate dehydrogenase structural gene for attachment of e14 in *Escherichia coli* K-12. *J. Bacteriol.* **171**:4083–4084.
1754. Hill, T. M., A. J. Pelletier, M. L. Tecklenburg, and P. Kuempel. 1988. Identification of the DNA sequence from the *E. coli* terminus region that

- halts replication forks. *Cell* **55**:459–466.
1755. Hill, T. M., B. Sharma, M. Valjavec-Gratian, and J. Smith. 1997. *sfi*-independent filamentation in *Escherichia coli* is *lexA* dependent and requires DNA damage for induction. *J. Bacteriol.* **179**:1931–1939.
1756. Hill, T. M., B. J. Kopp, and P. Kuempel. 1988. Termination of DNA replication in *Escherichia coli* requires a *trans*-acting factor. *J. Bacteriol.* **170**:662–668.
1757. Hill, T. M., J. M. Henson, and P. Kuempel. 1987. The terminus region of the *Escherichia coli* chromosome contains two separate loci that exhibit polar inhibition of replication. *Proc. Natl. Acad. Sci. USA* **84**:1754–1758.
1758. Hill, T. M., M. L. Tecklenburg, A. J. Pelletier, and P. Kuempel. 1989. *tus*, the *trans*-acting gene required for termination of DNA replication in *Escherichia coli*, encodes a DNA-binding protein. *Proc. Natl. Acad. Sci. USA* **86**:1593–1597.
1759. Hiom, K., and S. G. Sedgwick. 1991. Cloning and structural characterization of the *mcrA* locus of *Escherichia coli*. *J. Bacteriol.* **173**:7368–7373.
1760. Hiraga, S. 1969. Operator mutants of the tryptophan operon in *Escherichia coli*. *J. Mol. Biol.* **39**:159–179.
1761. Hiraga, S., H. Niki, R. Imamura, T. Ogura, K. Yamanaka, J. Feng, B. Ezaki, and A. Jaffe. 1991. Mutants defective in chromosome partitioning in *E. coli*. *Res. Microbiol.* **142**:189–194.
1762. Hiraga, S., H. Niki, T. Ogura, C. Ichinose, H. Mori, B. Ezaki, and A. Jaffe. 1989. Chromosome partitioning in *Escherichia coli*: novel mutants producing anucleate cells. *J. Bacteriol.* **171**:1496–1505.
1763. Hiraga, S., K. Igarashi, and T. Yura. 1967. A deoxythymidine kinase-deficient mutant of *Escherichia coli*. I. Isolation and some properties. *Biochim. Biophys. Acta* **145**:41–51.
1764. Hiraga, S., K. Ito, S. Matsuyama, H. Ozeki, and T. Yura. 1968. 5-Methyltryptophan-resistant mutations linked with the arginine G marker in *Escherichia coli*. *J. Bacteriol.* **96**:1880–1881.
1765. Hiraoka, S., H. Matsuzaki, and I. Shibuya. 1993. Active increase in cardiolipin synthesis in the stationary growth phase and its physiological significance in *Escherichia coli*. *FEBS Lett.* **336**:221–224.
1766. Hiraoka, S., K. Nukui, N. Uetake, A. Ohta, and I. Shibuya. 1991. Amplification and substantial purification of cardiolipin synthase of *Escherichia coli*. *J. Biochem. (Tokyo)* **110**:443–449.
1767. Hiratsu, K., M. Amemura, H. Nashimoto, H. Shinagawa, and K. Makino. 1995. The *rpoE* gene of *Escherichia coli*, which encodes σ^E , is essential for bacterial growth at high temperature. *J. Bacteriol.* **177**:2918–2922.
1768. Hirota, S., M. Inuzuka, and M. Tomoeda. 1966. Elective selection of proline-requiring mutants. *J. Bacteriol.* **91**:2392.
1769. Hirota, Y., S. Yasuda, M. Yamada, A. Nishimura, K. Sugimoto, H. Sugisaki, A. Oka, and M. Takanami. 1978. Structural and functional properties of the *Escherichia coli* origin of DNA replication. *Cold Spring Harbor Symp. Quant. Biol.* **43**:129–138.
1770. Hirschman, J., P.-K. Wong, K. Sei, J. Keener, and S. Kustu. 1985. Products of nitrogen regulatory genes *ntrA* and *ntrC* of enteric bacteria activate *glnA* transcription *in vitro*: evidence that the *ntrA* product is a sigma factor. *Proc. Natl. Acad. Sci. USA* **82**:7525–7529.
1771. Hirshfield, I. N., and P. C. Zamecnik. 1972. Thiosine-resistant mutants of *Escherichia coli* K-12 with growth medium-dependent lysyl-tRNA synthetase activity. I. Isolation and physiological characterization. *Biochim. Biophys. Acta* **259**:330–343.
1772. Hirshfield, I. N., R. Dedeken, P. C. Horn, D. A. Hopwood, and W. K. Maas. 1968. Studies on the mechanism of repression of arginine biosynthesis in *Escherichia coli*. III. Repression of enzymes of arginine biosynthesis in arginyl-tRNA synthetase mutants. *J. Mol. Biol.* **35**:83–93.
1773. Hirvas, L., J. Coleman, P. Koski, and M. Vaara. 1990. Bacterial “histone-like protein I” (HLP-I) is an outer membrane constituent? *FEBS Lett.* **262**:123–126.
1774. Hirvas, L., M. Nurminen, I. M. Helander, R. Vuorio, and M. Vaara. 1997. The lipid A biosynthesis deficiency of the *Escherichia coli* antibiotic-susceptible mutant LH530 is suppressed by a novel locus, ORF195. *Microbiology* **143**:73–81.
1775. Hirvas, L., P. Koski, and M. Vaara. 1991. The *ompH* gene of *Yersinia enterocolitica*: cloning, sequencing, expression, and comparison with known enterobacterial *ompH* sequences. *J. Bacteriol.* **173**:1223–1229.
1776. Hoben, P., N. Royal, A. Cheung, F. Yamao, K. Biemann, and D. Soll. 1982. *Escherichia coli* glutaminyl-tRNA synthetase. II. Characterization of the *glnS* gene product. *J. Biol. Chem.* **257**:11644–11650.
1777. Hoerter, J., A. Pierce, C. Troupe, J. Epperson, and A. Eisenstark. 1996. Role of enterobactin and intracellular iron in cell lethality during near-UV irradiation in *Escherichia coli*. *Photochem. Photobiol.* **64**:537–541.
1778. Hofnung, M., A. Jezierska, and C. Braun-Breton. 1976. *lamB* mutations in *E. coli* K 12: growth of lambda host range mutants and effect of nonsense suppressors. *Mol. Gen. Genet.* **145**:207–213.
1779. Hofnung, M., E. Lepouce, and C. Braun-Breton. 1981. General method for fine mapping of the *Escherichia coli* K-12 *lamB* gene: localization of missense mutations affecting bacteriophage lambda adsorption. *J. Bacteriol.* **148**:853–860.
1780. Hofnung, M., and M. Schwartz. 1971. Mutations allowing growth on maltose of *Escherichia coli* K12 strains with a deleted *malT* gene. *Mol. Gen. Genet.* **112**:117–132.
1781. Hofnung, M., M. Schwartz, and D. Hatfield. 1971. Complementation studies in the maltose-A region of the *Escherichia coli* K12 genetic map. *J. Mol. Biol.* **61**:681–694.
1782. Hogarth, B. G., and C. F. Higgins. 1983. Genetic organization of the oligopeptide permease (*opp*) locus of *Salmonella typhimurium* and *Escherichia coli*. *J. Bacteriol.* **153**:1548–1551.
1783. Hogg, R. W., C. Voelker, and I. Von Carlowitz. 1991. Nucleotide sequence and analysis of the *mgl* operon of *Escherichia coli* K12. *Mol. Gen. Genet.* **229**:453–459.
1784. Holck, A. L., and K. Kleppe. 1988. Cloning and sequencing of the gene for the DNA-binding 17K protein of *Escherichia coli*. *Gene* **67**:117–124.
1785. Hollenbach, A. D., K. A. Dickson, and M. W. Washabaugh. 1994. *E. coli* periplasmic thiamin binding protein: cloning, overexpression, purification, and characterization. *GenBank submission U09984*.
1786. Holmes, Z., and U. Henning. 1994. Location of the *ompT* gene relative to that of *appY* on the physical map of the *Escherichia coli* chromosome. *Mol. Gen. Genet.* **242**:363–364.
1787. Holowachuk, E. W., and J. D. Friesen. 1982. Isolation of a recombinant lambda phage carrying *nusA* and surrounding region of the *Escherichia coli* chromosome. *Mol. Gen. Genet.* **187**:248–253.
1788. Holowachuk, E. W., J. D. Friesen, and N. Fiil. 1980. Bacteriophage lambda vehicle for the direct cloning of *Escherichia coli* promoter DNA sequences: feedback regulation of the *rpUL-rpoBC* operon. *Proc. Natl. Acad. Sci. USA* **77**:2124–2128.
1789. Holtje, J. V. 1995. From growth to autolysis: the murein hydrolases in *Escherichia coli*. *Arch. Microbiol.* **164**:243–254.
1790. Holz, A., C. Schaefer, H. Gille, W. R. Jueterbock, and W. Messer. 1992. Mutations in the DnaA binding sites of the replication origin of *Escherichia coli*. *Mol. Gen. Genet.* **233**:81–88.
1791. Homma, H., T. Kobayashi, N. Chiba, K. Karasawa, H. Mizushima, I. Kudo, K. Inoue, H. Ikeda, M. Sekiguchi, and S. Nojima. 1984. The DNA sequence encoding *pldA* gene, the structural gene for detergent-resistant phospholipase A of *E. coli*. *J. Biochem. (Tokyo)* **96**:1655–1664.
1792. Homma, H., T. Kobayashi, Y. Ito, I. Kudo, K. Inoue, H. Ikeda, M. Sekiguchi, and S. Nojima. 1983. Identification and cloning of the gene coding for lysophospholipase L2 of *E. coli* K-12. *J. Biochem. (Tokyo)* **94**:2079–2081.
1793. Hong, X., and T. Kogoma. 1993. Absence of a direct role for RNase HI in initiation of DNA replication at the *oriC* site on the *Escherichia coli* chromosome. *J. Bacteriol.* **175**:6731–6734.
1794. Honore, N., M. Nicolas, and S. T. Cole. 1989. Regulation of enterobacterial cephalosporinase production—the role of a membrane-bound sensory transducer. *Mol. Microbiol.* **3**:1121–1130.
1795. Honore, N., and S. T. Cole. 1990. Nucleotide sequence of the *aroP* gene encoding the general aromatic amino acid transport protein of *Escherichia coli* K-12: homology with yeast transport proteins. *Nucleic Acids Res.* **18**:653.
1796. Hoog, J.-O., H. von Bahr-Lindstrom, H. Jornvall, and A. Holmgren. 1986. Cloning and expression of the glutaredoxin (*grx*) gene of *Escherichia coli*. *Gene* **43**:13–21.
1797. Hoover, T. A., W. D. Roof, K. F. Folterman, G. A. O'Donovan, D. A. Bencini, and J. R. Wild. 1983. Nucleotide sequence of the structural gene (*pyrB*) that encodes the catalytic polypeptide of aspartate transcarbamoylase of *Escherichia coli*. *Proc. Natl. Acad. Sci. USA* **80**:2462–2466.
1798. Hope, J. N., A. W. Bell, M. A. Hermodson, and J. M. Groarke. 1986. Ribokinase from *Escherichia coli* K12. Nucleotide sequence and overexpression of the *rbsK* gene and purification of ribokinase. *J. Biol. Chem.* **261**:7663–7668.
1799. Hopkins, J. D., M. Clements, and M. Syvanen. 1983. New class of mutations in *Escherichia coli* (*uup*) that affect precise excision of insertion elements and bacteriophage Mu growth. *J. Bacteriol.* **153**:384–389.
1800. Hopper, S., and A. Bock. 1995. Effector-mediated stimulation of ATPase activity by the σ^{54} -dependent transcriptional activator FHLA from *Escherichia coli*. *J. Bacteriol.* **177**:2798–2803.
1801. Hopper, S., M. Babst, V. Schlenz, H. M. Fischer, H. Hennecke, and A. Bock. 1994. Regulated expression *in vitro* of genes coding for formate hydrogenlyase components of *Escherichia coli*. *J. Biol. Chem.* **269**:19597–19604.
1802. Hori, T., T. Ogawa, and H. Ogawa. 1981. Nucleotide sequence of the *lexA* gene of *E. coli*. *Cell* **23**:689–697.
1803. Hori, T., T. Ogawa, and H. Ogawa. 1981. Organization of the *recA* gene of *Escherichia coli*. *Proc. Natl. Acad. Sci. USA* **77**:313–317.
1804. Horiuchi, T., H. Maki, M. Maruyama, and M. Sekiguchi. 1981. Identification of the *dnaQ* gene product and location of the structural gene for RNase H of *Escherichia coli* by cloning of the genes. *Proc. Natl. Acad. Sci. USA* **78**:3770–3774.
1805. Horiuchi, T., S. Horiuchi, and A. Novick. 1963. The genetic basis of hypersynthesis of β -galactoside. *Genetics* **48**:157–169.
1806. Horiuchi, T., T. Nagasawa, T. Takano, and M. Sekiguchi. 1987. A newly discovered tRNA^{ASP} gene (*aspV*) of *Escherichia coli* K12. *Mol. Gen. Genet.* **206**:356–357.

1807. Horlacher, R., K. Uhland, W. Klein, M. Ehrmann, and W. Boos. 1996. Characterization of a cytoplasmic trehalase of *Escherichia coli*. *J. Bacteriol.* **178**:6250–6257.
1808. Horlacher, R., and W. Boos. 1997. Characterization of TreR, the major regulator of the *Escherichia coli* trehalose system. *J. Biol. Chem.* **272**:13026–13032.
1809. Horne, S. M., and K. D. Young. 1995. *Escherichia coli* and other species of the Enterobacteriaceae encode a protein similar to the family of Mip-like FK506-binding proteins. *Arch. Microbiol.* **163**:357–365.
1810. Horowitz, H., E. Christie, and T. Platt. 1982. Nucleotide sequence of the *trpD* gene, encoding anthranilate synthetase component II of *Escherichia coli*. *J. Mol. Biol.* **156**:245–256.
1811. Horowitz, H., and T. Platt. 1982. A termination site for Lac 1 transcription is between the CAP site and the *lac* promoter. *J. Biol. Chem.* **257**:11740–11746.
1812. Horowitz, H., and T. Platt. 1982. Identification of *trp-p2*, an internal promoter in the tryptophan operon of *Escherichia coli*. *J. Mol. Biol.* **156**:257–267.
1813. Hosono, K., H. Kakuda, and S. Ichihara. 1995. Decreasing accumulation of acetate in a rich medium by *Escherichia coli* on introduction of genes on a multicopy plasmid. *Biosci. Biotechnol. Biochem.* **59**:256–261.
1814. Hottenrott, S., T. Schumann, A. Pluckthun, G. Fischer, and J. U. Rahfeld. 1997. The *Escherichia coli* SlyD is a metal ion-regulated peptidyl-prolyl *cis/trans*-isomerase. *J. Biol. Chem.* **272**:15697–15701.
1815. Hou, Y., Y.-P. Lin, J. D. Sharer, and P. E. March. 1994. In vivo selection of conditional-lethal mutations in the gene encoding elongation factor G of *Escherichia coli*. *J. Bacteriol.* **176**:123–129.
1816. Hou, Y. M., K. Shiba, C. Mottes, and P. Schimmel. 1991. Sequence determination and modeling of structural motifs for the smallest monomeric aminoacyl-tRNA synthetase. *Proc. Natl. Acad. Sci. USA* **88**:976–980.
1817. Houlberg, U., B. Hove-Jensen, B. Jochimsen, and P. Nygaard. 1983. Identification of the enzymatic reactions encoded by the *purG* and *purI* genes of *Escherichia coli*. *J. Bacteriol.* **154**:1485–1488.
1818. Houman, F., M. R. Diaz-Torres, and A. Wright. 1990. Transcriptional antitermination in the *bgl* operon of *E. coli* is modulated by specific RNA binding protein. *Cell* **62**:1153–1163.
1819. Hove-Jensen, B. 1983. Chromosomal location of the gene encoding phosphoribosylpyrophosphate synthetase in *Escherichia coli*. *J. Bacteriol.* **154**:177–184.
1820. Hove-Jensen, B. 1985. Cloning and characterization of the *prs* gene encoding phosphoribosylpyrophosphate synthetase of *Escherichia coli*. *Mol. Gen. Genet.* **201**:269–276.
1821. Hove-Jensen, B., K. W. Harlow, C. J. King, and R. L. Switzer. 1986. Phosphoribosylpyrophosphate synthetase of *Escherichia coli*. Properties of the purified enzyme and primary structure of the *prs* gene. *J. Biol. Chem.* **261**:6765–6771.
1822. Hove-Jensen, B., and M. Maigaard. 1993. *Escherichia coli rpiA* gene encoding ribose phosphate isomerase A. *J. Bacteriol.* **175**:5628–5635.
1823. Hove-Jensen, B., and P. Nygaard. 1982. Phosphoribosyl-pyrophosphate synthetase of *Escherichia coli*. Identification of a mutant enzyme. *Eur. J. Biochem.* **126**:327–332.
1824. Hove-Jensen, B., and P. Nygaard. 1989. Role of guanosine kinase in the utilization of guanosine for nucleotide synthesis in *Escherichia coli*. *J. Gen. Microbiol.* **135**:1263–1273.
1825. Howard, P. K., J. Shaw, and A. J. Otsuka. 1985. The nucleotide sequence of the *birA* gene encoding the biotin operon repressor and biotin holoenzyme synthetase functions of *Escherichia coli*. *Gene* **35**:321–331.
1826. Howard-Flanders, P., and L. Theriot. 1962. A method for selecting radiation-sensitive mutants of *Escherichia coli*. *Genetics* **47**:1219–1224.
1827. Hrebenda, J., H. Heleszko, K. Brozostek, and J. Bielecki. 1985. Mutation affecting resistance of *Escherichia coli* K12 to nalidixic acid. *J. Gen. Microbiol.* **131**:2285–2292.
1828. Hryniewicz, M., A. E. Sirko, A. Palucha, A. Bock, and D. Hulanicka. 1990. Sulfate and thiosulfate transport in *Escherichia coli* K-12: identification of a gene encoding a novel protein involved in thiosulfate binding. *J. Bacteriol.* **172**:3358–3366.
1829. Hsu, A. Y., W. W. Poon, J. A. Shepherd, D. C. Myles, and C. F. Clarke. 1996. Complementation of *coq3* mutant yeast by mitochondrial targeting of the *Escherichia coli* UbiG polypeptide: evidence that UbiG catalyzes both O-methylation steps in ubiquinone biosynthesis. *Biochemistry* **35**:9797–9806.
1830. Hsu, D. K., and W. S. Brusilow. 1995. Effects of the *uncI* gene on expression of *uncB*, the gene coding for the α subunit of the F1F0 ATPase of *Escherichia coli*. *FEBS Lett.* **371**:127–131.
1831. Hsu, L., S. Jackowski, and C. O. Rock. 1991. Isolation and characterization of *Escherichia coli* K-12 mutants lacking both 2-acyl-glycerophosphoethanolamine acyltransferase and acyl-acyl carrier protein synthetase activity. *J. Biol. Chem.* **266**:13783–13788.
1832. Hsu, L. M., H. J. Klee, J. Zagorski, and M. J. Fournier. 1984. Structure of an *Escherichia coli* tRNA operon containing linked genes for arginine, histidine, leucine, and proline tRNAs. *J. Bacteriol.* **158**:934–942.
1833. Hsu, L. M., J. Zagorski, J. C. Wang, and M. J. Fournier. 1985. *Escherichia coli* 6S RNA gene is part of a dual function transcription unit. *J. Bacteriol.* **161**:1162–1170.
1834. Hsu, L. M., J. Zagorski, and M. J. Fournier. 1984. Cloning and sequence analysis of the *Escherichia coli* 4.5S RNA gene. *J. Mol. Biol.* **178**:509–531.
1835. Hsu, L. M., N. V. Vo, and M. J. Chamberlin. 1995. *Escherichia coli* transcript cleavage factors GreA and GreB stimulate promoter escape and gene expression in vivo and in vitro. *Proc. Natl. Acad. Sci. USA* **92**:11588–11592.
1836. Hsu, P. L., W. Ross, and A. Landy. 1980. The λ phage *att* site: functional limits and interaction with Int protein. *Nature* **285**:85–91.
1837. Hu, K. H., E. Liu, K. Dean, M. Gringras, W. DeGraff, and N. J. Trun. 1996. Overproduction of three genes leads to camphor resistance and chromosome condensation in *Escherichia coli*. *Genetics* **143**:1521–1532.
1838. Hu, M., and R. Deonier. 1981. Mapping of Is1 elements flanking the *argF* gene region on the *Escherichia coli* K-12 chromosome. *Mol. Gen. Genet.* **181**:222–229.
1839. Huang, F., G. Coppola, and D. H. Calhoun. 1992. Multiple transcripts encoded by the *ivfGEMEDA* gene cluster of *Escherichia coli* K-12. *J. Bacteriol.* **174**:4871–4877.
1840. Huang, H., J. Liao, and S. N. Cohen. 1998. Poly(A)- and poly(U)-specific RNA 3' tail shortening by *E. coli* ribonuclease E. *Nature* **391**:99–102.
1841. Huang, K.-J., J. L. Schieberl, and M. M. Igo. 1994. A distant upstream site involved in the negative regulation of the *Escherichia coli ompF* gene. *J. Bacteriol.* **176**:1309–1315.
1842. Huang, K.-J., and M. M. Igo. 1996. Identification of the bases in the *ompF* regulatory region, which interact with the transcription factor *OmpR*. *J. Mol. Biol.* **262**:615–628.
1843. Huang, S., and M. P. Deutscher. 1992. Sequence and transcriptional analysis of the *Escherichia coli mt* gene encoding RNase T. *J. Biol. Chem.* **267**:25609–25613.
1844. Huber, F., and B. Erni. 1996. Membrane topology of the mannose transporter of *Escherichia coli* K12. *Eur. J. Biochem.* **239**:810–817.
1845. Hubscher, U., and A. Kornberg. 1979. The delta subunit of *Escherichia coli* DNA polymerase III holoenzyme is the *dnaX* gene product. *Proc. Natl. Acad. Sci. USA* **76**:6284–6288.
1846. Hudson, A. J., S. C. Andrews, C. Hawkins, J. M. Williams, M. Izuhara, F. C. Meldrum, S. Mann, P. M. Harrison, and J. R. Guest. 1993. Overproduction, purification, and characterization of the *Escherichia coli* ferritin. *Eur. J. Biochem.* **218**:985–995.
1847. Hudson, G. S., and B. E. Davidson. 1984. Nucleotide sequence and transcription of the phenylalanine and tyrosine operons of *Escherichia coli* K-12. *J. Mol. Biol.* **180**:1023–1051.
1848. Hudson, G. S., P. Rellos, and B. E. Davidson. 1991. Two promoters control the *aroH* gene of *Escherichia coli*. *Gene* **102**:87–91.
1849. Hudson, L., J. J. Rossi, and A. Landy. 1981. Dual function transcripts specifying tRNA and mRNA. *Nature* **294**:422–427.
1850. Hufton, S. E., R. J. Ward, N. A. C. Bunce, J. T. Armstrong, A. J. P. Fletcher, and R. E. Glass. 1995. Structure-function analysis of the vitamin B12 receptor of *Escherichia coli* by means of informational suppression. *Mol. Microbiol.* **15**:381–393.
1851. Hugouvieux-Cotte-Pattat, N., and J. M. Robert-Baudouy. 1981. Isolation of fusions between the *lac* genes and several genes of the *exu* regulon: analysis of their regulation, determination of the transcription direction of the *uxaC-uxaA* operon in *Escherichia coli* K-12. *Mol. Gen. Genet.* **182**:279–287.
1852. Hugouvieux-Cotte-Pattat, N., and J. M. Robert-Baudouy. 1982. Determination of the transcription direction of the *exuT* gene in *Escherichia coli* K-12; divergent transcription of the *exuT-uxaCA* operons. *J. Bacteriol.* **151**:480–484.
1853. Hugouvieux-Cotte-Pattat, N., and J. M. Robert-Baudouy. 1982. Regulation and transcription of *exuR*, a self-regulated repressor in *Escherichia coli* K-12. *J. Mol. Biol.* **156**:221–228.
1854. Hugouvieux-Cotte-Pattat, N., and J. M. Robert-Baudouy. 1983. Determination of the transcription direction of the *uxaB* gene, in *Escherichia coli* K12. *Mol. Gen. Genet.* **189**:334–336.
1855. Hui, I., K. Maltman, R. Little, S. Hastrup, M. Johnson, N. Fiil, and P. P. Dennis. 1982. Insertions of transposon Tn5 into ribosomal protein RNA polymerase operons. *J. Bacteriol.* **152**:1022–1032.
1856. Huisman, G. W., and R. Kolter. 1994. Sensing starvation: a homoserine lactone-dependent signaling pathway in *Escherichia coli*. *Science* **265**:537–539.
1857. Huisman, O., and R. D'Ari. 1981. An inducible DNA replication-cell division coupling mechanism in *E. coli*. *Nature* **290**:797–799.
1858. Huisman, O., R. D'Ari, and S. Gottesman. 1984. Cell division control in *Escherichia coli*: specific induction of the SOS function SfiA protein is sufficient to block septation. *Proc. Natl. Acad. Sci. USA* **81**:4490–4494.
1859. Hull, E. P., M. E. Spencer, D. Wood, and J. R. Guest. 1983. Nucleotide sequence of the promoter region of the citrate synthase gene (*gltA*) of *Escherichia coli*. *FEBS Lett.* **156**:366–370.
1860. Hull, R., J. D. Klinger, and E. E. M. Moody. 1976. Isolation and characterization of mutants of *Escherichia coli* K12 resistant to the new amino-

- glycoside antibiotic, amikacin. *J. Gen. Microbiol.* **94**:389–394.
1861. **Humbert, R., and R. D. Simoni.** 1980. Genetic and biochemical studies demonstrating a second gene coding for asparagine synthetase in *Escherichia coli*. *J. Bacteriol.* **142**:212–220.
1862. **Hunt, C. L., V. Colless, M. T. Smith, D. O. Molasky, M. S. Malo, and R. E. Loughlin.** 1987. Lambda transducing phage and clones carrying genes of the *cysJIHDC* gene cluster of *Escherichia coli* K-12. *J. Gen. Microbiol.* **133**:2707–2717.
1863. **Hunt, M. D., G. S. Pettis, and M. A. McIntosh.** 1994. Promoter and operator determinants for Fur-mediated iron regulation in the bidirectional *fepA-fes* control region of the *Escherichia coli* enterobactin gene system. *J. Bacteriol.* **176**:3944–3955.
1864. **Hunt, T. P., and B. Magasanik.** 1985. Transcription of *glnA* by purified *Escherichia coli* components: core RNA polymerase and the products of *glnF*, *glnG*, and *glnL*. *Proc. Natl. Acad. Sci. USA* **82**:8453–8457.
1865. **Hupp, T. R., and J. M. Kaguni.** 1988. Suppression of the *Escherichia coli dnaA46* mutation by a mutation in *trxA*, the gene for thioredoxin. *Mol. Gen. Genet.* **213**:471–478.
1866. **Husain, I., and A. Sancar.** 1987. Photoreactivation in *phr* mutants of *Escherichia coli* K-12. *J. Bacteriol.* **169**:2367–2372.
1867. **Husain, I., B. Van Houten, D. C. Thomas, and A. Sancar.** 1986. Sequences of *Escherichia coli urvA* gene and protein reveal two potential ATP binding sites. *J. Biol. Chem.* **261**:4895–4901.
1868. **Hussain, H., J. Grove, L. Griffiths, S. J. Busby, and J. A. Cole.** 1994. A seven-gene operon essential for formate-dependent nitrite reduction to ammonia by enteric bacteria. *Mol. Microbiol.* **12**:153–163.
1869. **Hussain, K., E. J. Elliot, and G. P. C. Salmond.** 1987. The *parD*⁻ mutant of *Escherichia coli* also carries a *gyrA_{am}* mutation. The complete sequence of *gyrA*. *Mol. Microbiol.* **1**:259–273.
1870. **Hussein, S., K. Hantke, and V. Braun.** 1981. Citrate-dependent iron transport system in *Escherichia coli*. *Eur. J. Biochem.* **117**:431–437.
1871. **Hwang, D. S., and A. Kornberg.** 1990. A novel protein binds a key origin sequence to block replication of an *E. coli* minichromosome. *Cell* **63**:325–331.
1872. **Hwang, D. S., and A. Kornberg.** 1992. Opening of the replication origin of *Escherichia coli* by DnaA protein with protein HU or IHF. *J. Biol. Chem.* **267**:23083–23086.
1873. **Hwang, D. S., and A. Kornberg.** 1992. Opposed actions of regulatory proteins, DnaA and IciA, in opening the replication origin of *Escherichia coli*. *J. Biol. Chem.* **267**:23087–23091.
1874. **Hwang, D. S., B. Thony, and A. Kornberg.** 1992. IciA protein, a specific inhibitor of initiation of *Escherichia coli* chromosomal replication. *J. Biol. Chem.* **267**:2209–2213.
1875. **Hwang, D. S., E. Crooke, and A. Kornberg.** 1990. Aggregated *dnaA* protein is dissociated and activated for DNA replication by phospholipase or dnaK protein. *J. Biol. Chem.* **265**:19244–19248.
1876. **Hwang, Y.-W., R. Engel, and B. E. Troop.** 1984. Correlation of 3,4-dihydroxybutyl 1-phosphonate resistance with a defect in cardiolipin synthesis in *Escherichia coli*. *J. Bacteriol.* **157**:846–856.
- 1876a. **Iaccarino, M., J. Guardiola, and M. De Felice.** 1978. On the permeability of biological membranes. *J. Membr. Sci.* **3**:287–302.
1877. **Ichihara, S., T. Suzuki, and H. Mizushima.** 1986. Molecular cloning and sequencing of the *sppA* gene and characterization of the encoded protease IV, a signal peptide peptidase, of *Escherichia coli*. *J. Biol. Chem.* **261**:9405–9411.
1878. **Ichihara, S., Y. Matsubara, C. Kato, K. Akasaka, and S. Mizushima.** 1993. Molecular cloning, sequencing, and mapping of the gene encoding protease I and characterization of proteinase and proteinase-defective *Escherichia coli* mutants. *J. Bacteriol.* **175**:1032–1037.
1879. **Ichikawa, J. K., C. Li, J. C. Fu, and S. Clarke.** 1994. A gene at 59 minutes on the *Escherichia coli* chromosome encodes a lipoprotein with unusual amino acid repeat sequences. *J. Bacteriol.* **176**:1630–1638.
1880. **Ichikawa, S., and A. Kaji.** 1989. Molecular cloning and expression of ribosome releasing factor. *J. Biol. Chem.* **264**:20054–20059.
1881. **Ichikawa, S., M. Ryoji, Z. Siegfried, and A. Kaji.** 1989. Localization of the ribosome-releasing factor gene in the *Escherichia coli* chromosome. *J. Bacteriol.* **171**:3689–3695.
1882. **Icho, T.** 1988. Membrane-bound phosphatases in *Escherichia coli*: sequence of the *pgpA* gene. *J. Bacteriol.* **170**:5110–5116.
1883. **Icho, T.** 1988. Membrane-bound phosphatases in *Escherichia coli*: sequence of the *pgpB* gene and dual subcellular localization of the *pgpB* product. *J. Bacteriol.* **170**:5117–5124.
1884. **Icho, T., C. E. Bulawa, and C. R. H. Raetz.** 1985. Molecular cloning and sequencing of the gene for CDP-diglyceride hydrolase of *Escherichia coli*. *J. Biol. Chem.* **260**:12092–12098.
1885. **Icho, T., and C. R. H. Raetz.** 1983. Multiple genes for membrane-bound phosphatases in *Escherichia coli* and their action on phospholipid precursors. *J. Bacteriol.* **153**:722–730.
1886. **Icho, T., C. P. Sparrow, and C. R. H. Raetz.** 1985. Molecular cloning and sequencing of the gene for CDP-diglyceride synthetase of *Escherichia coli*. *J. Biol. Chem.* **260**:12078–12083.
1887. **Igarishi, K., S. Hiraga, and T. Yura.** 1967. A deoxythymidine kinase-deficient mutant of *Escherichia coli*. II. Mapping and transduction studies with phage phi80. *Genetics* **57**:643–654.
1888. **Iida, A., S. Harayama, T. Iino, and G. L. Hazelbauer.** 1984. Molecular cloning and characterization of genes required for ribose transport and utilization in *Escherichia coli* K-12. *J. Bacteriol.* **158**:674–682.
1889. **Iida, A., S. Teshiba, and K. Mizobuchi.** 1993. Identification and characterization of the *iktB* gene encoding a second transketolase in *Escherichia coli* K-12. *J. Bacteriol.* **175**:5375–5383.
1890. **Iida, K., Y. Hirota, and U. Schwarz.** 1983. Mutants of *Escherichia coli* defective in penicillin-insensitive murein D_D-endopeptidase. *Mol. Gen. Genet.* **189**:215–221.
1891. **Iino, T.** 1977. Genetics of structure and function of bacterial flagella. *Annu. Rev. Microbiol.* **11**:161–182.
1892. **Iino, T., Y. Komeda, K. Kutsukake, R. M. Macnab, P. Matsumura, J. S. Parkinson, M. I. Simon, and S. Yamaguchi.** 1988. New unified nomenclature for the flagellar genes of *Escherichia coli* and *Salmonella typhimurium*. *Microbiol. Rev.* **52**:533–535.
1893. **Ikeda, H., M. Wachi, H. K. Jung, F. Ishino, and M. Matsuhashi.** 1990. Nucleotide sequence involving *murG* and *murC* in the *mra* gene cluster region of *Escherichia coli*. *Nucleic Acids Res.* **18**:4014.
1894. **Ikeda, M., M. Wachi, F. Ishino, and M. Matsuhashi.** 1990. Nucleotide sequence involving *murD* and an open reading frame ORF-Y spacing *murF* and *ftsW* in *Escherichia coli*. *Nucleic Acids Res.* **18**:1058.
1895. **Ikeda, M., M. Wachi, H. K. Jung, F. Ishino, and M. Matsuhashi.** 1991. The *Escherichia coli mraY* gene encoding UDP-N-acetylmuramoyl-pentapeptide:undecaprenyl-phosphate phospho-N-acetylmuramoyl-pentapeptide transferase. *J. Bacteriol.* **173**:1021–1026.
1896. **Ikeda, M., T. Sato, M. Wachi, H. K. Jung, F. Ishino, Y. Kobayashi, and M. Matsuhashi.** 1989. Structural similarity among *Escherichia coli* FtsW and RodA proteins and *Bacillus subtilis* SpoVE protein, which function in cell division, cell elongation, and spore formation, respectively. *J. Bacteriol.* **171**:6375–6378.
1897. **Ikeda, T., and D. C. LaPorte.** 1991. Isocitrate dehydrogenase kinase/phosphatase: *aceK* alleles that express kinase but not phosphatase activity. *J. Bacteriol.* **173**:1801–1806.
1898. **Ikemi, M., K. Murakami, M. Hashimoto, and Y. Murooka.** 1992. Cloning and characterization of genes involved in the biosynthesis of delta-aminolevulinic acid in *Escherichia coli*. *Gene* **121**:127–132.
1899. **Ilag, L. L., and D. Jahn.** 1992. Activity and spectroscopic properties of the *Escherichia coli* glutamate 1-semialdehyde aminotransferase and the putative active site mutant K265R. *Biochemistry* **31**:7143–7151.
1900. **Ilag, L. L., D. Jahn, G. Eggertsson, and D. Soll.** 1991. The *Escherichia coli hemL* gene encodes glutamate 1-semialdehyde aminotransferase. *J. Bacteriol.* **173**:3408–3413.
1901. **Ilyina, T. S., E. V. Nechaeva, Y. M. Romanova, and Y. V. Smirnov.** 1981. Isolation and mapping of *Escherichia coli* K12 mutants defective in Tn9 transposition. *Mol. Gen. Genet.* **181**:384–389.
1902. **Ilyina, T. S., Y. M. Romanova, and Y. V. Smirnov.** 1981. The effect of *tnm* mutations of *Escherichia coli* K12 on transposition of various movable genetic elements. *Mol. Gen. Genet.* **183**:376–379.
1903. **Im, S. W. K., and J. Pittard.** 1971. Phenylalanine biosynthesis in *Escherichia coli* K-12: mutants depressed for chorismate mutase *P*-prephenate dehydratase. *J. Bacteriol.* **106**:784–790.
1904. **Imaishi, H., M. Gomada, S. Inouye, and A. Nakazawa.** 1993. Physical map location of the *spoN* gene of *Escherichia coli*. *J. Bacteriol.* **175**:1550–1551.
1905. **Imamura, N., and H. Nakayama.** 1981. *thiD* locus of *Escherichia coli*. *Experientia* **37**:1265–1266.
1906. **Imamura, N., and H. Nakayama.** 1982. *thiK* and *thiL* loci of *Escherichia coli*. *J. Bacteriol.* **151**:708–717. (Erratum, **152**:1308, 1982.)
1907. **Imamura, R., K. Yamanaka, T. Ogura, S. Hiraga, N. Fujita, A. Ishihama, and H. Niki.** 1996. Identification of the *cpdA* gene encoding cyclic 3′5′-adenosine monophosphate phosphodiesterase in *Escherichia coli*. *J. Biol. Chem.* **271**:25423–25429.
1908. **Imlay, K. R., and J. A. Imlay.** 1996. Cloning and analysis of *sodC*, encoding the copper-zinc superoxide dismutase of *Escherichia coli*. *J. Bacteriol.* **178**:2564–2571.
1909. **Inaba, K., T. Kuroda, T. Shimamoto, T. Kayahara, M. Tsuda, and T. Tsuchiya.** 1994. Lithium toxicity and Na⁺(Li⁺)/H⁺ antiporter in *Escherichia coli*. *Biol. Pharm. Bull.* **17**:395–398.
1910. **Inada, T., and Y. Nakamura.** 1995. Lethal double-stranded RNA processing activity of ribonuclease III in the absence of *suhB* protein of *Escherichia coli*. *Biochimie* **77**:294–302.
1911. **Inada, T., and Y. Nakamura.** 1996. Autogenous control of the *suhB* gene expression of *Escherichia coli*. *Biochimie* **78**:209–212.
1912. **Ineichen, G., and A. J. Biel.** 1993. Location of the *hemE* gene on the physical map of *Escherichia coli*. *J. Bacteriol.* **175**:7749–7750.
1913. **Innis, M. A., M. Tokunaga, M. E. Williams, J. M. Loranger, S.-Y. Chang, S. Chang, and H. C. Wu.** 1984. Nucleotide sequence of the *Escherichia coli* prolipoprotein signal peptidase (*lsp*) gene. *Proc. Natl. Acad. Sci. USA* **81**:3708–3712.
1914. **Inoko, H., K. Shigesada, and M. Imai.** 1977. Isolation and characterization

- of conditional-lethal *rho* mutants of *Escherichia coli*. Proc. Natl. Acad. Sci. USA **74**:1162–1166.
1915. Inokuchi, H., F. Yamao, H. Sakano, and H. Ozeki. 1979. Identification of transfer RNA suppressors in *Escherichia coli*. I. Amber suppressor su^{+2} , and anticodon mutant of tRNA_{2^{lys}}ⁱⁿ. J. Mol. Biol. **132**:649–662.
1916. Inokuchi, H., M. Kodaira, F. Yamao, and H. Ozeki. 1979. Identification of transfer RNA suppressors in *Escherichia coli*. II. Duplicate genes for tRNA_{2^{lys}}ⁱⁿ. J. Mol. Biol. **132**:663–677.
1917. Inokuchi, K., H. Furukawa, H. Nakamura, and H. Mizushima. 1984. Characterization by deletion mutagenesis in vitro of the promoter region of *ompF*, a positively regulated gene of *Escherichia coli*. J. Mol. Biol. **178**:653–668.
1918. Inokuchi, K., N. Mutoh, S. Matsuyama, and H. Mizushima. 1982. Primary structure of the *ompF* gene that codes for a major outer membrane protein of *Escherichia coli* K-12. Nucleic Acids Res. **10**:6957–6968.
1919. Inouye, M., S. Michaelis, A. Wright, and J. R. Beckwith. 1981. Cloning and restriction mapping of the alkaline phosphatase structural gene (*phoA*) of *Escherichia coli* and generation of deletion mutants in vitro. J. Bacteriol. **146**:668–675.
1920. Inouye, M., W. Barnes, and J. R. Beckwith. 1982. Signal sequence of alkaline phosphatase of *Escherichia coli*. J. Bacteriol. **149**:434–439.
1921. Iobbi-Nivol, C., H. Crooke, L. Griffiths, J. Grove, H. Hussain, J. Pommier, V. Mejean, and J. A. Cole. 1994. A reassessment of the range of c-type cytochromes synthesized by *Escherichia coli* K-12. FEMS Microbiol. Lett. **119**:89–94.
1922. Iobbi-Nivol, C., T. Palmer, P. W. Whitty, E. McNairn, and D. H. Boxer. 1995. The *mob* locus of *Escherichia coli* K12 required for molybdenum cofactor biosynthesis is expressed at very low levels. Microbiology **141**:1663–1671.
1923. Irino, N., H. Nakayama, and K. Nakayama. 1986. The *recQ* gene of *Escherichia coli* K12: primary structure and evidence for SOS regulation. Mol. Gen. Genet. **205**:298–304.
- 1923a. Isaksson, L. A., and R. Takata. 1978. The temperature-sensitive mutant 72C. I. Pleiotropic growth behavior and changed response to some antibiotics and mutations. Mol. Gen. Genet. **161**:9–19.
1924. Ishige, K., S. Nagasawa, S. Tokishita, and T. Mizuno. 1994. A novel device of bacterial signal transducers. EMBO J. **13**:5195–5202.
1925. Ishihama, A. 1993. Protein-protein communication within the transcription apparatus. J. Bacteriol. **175**:2483–2489.
1926. Ishii, S., E. Hatada, T. Maekawa, and F. Imamoto. 1984. Molecular cloning and nucleotide sequencing of the *nusB* gene of *E. coli*. Nucleic Acids Res. **12**:4987–4995.
1927. Ishii, S., K. Kuroki, and F. Imamoto. 1984. tRNA_{2^{met}}^{Met} gene in the leader region of the *nusA* operon in *Escherichia coli*. Proc. Natl. Acad. Sci. USA **81**:409–413.
1928. Ishii, S., M. Ihara, T. Maekawa, H. Nakamura, H. Uchida, and F. Imamoto. 1984. The nucleotide sequence of the cloned *nusA* gene and its flanking region of *Escherichia coli*. Nucleic Acids Res. **12**:3333–3342.
1929. Ishino, F., H. K. Jung, M. Ikeda, M. Doi, M. Wachi, and M. Matsuhashi. 1989. New mutations *fts-36*, *lts-33*, and *ftsW* clustered in the *mra* region of the *Escherichia coli* chromosome induce thermosensitive cell growth and division. J. Bacteriol. **171**:5523–5530.
1930. Ishino, F., K. Mitsui, S. Tamaki, and M. Matsuhashi. 1980. Dual enzyme activities of cell wall peptidoglycan synthesis, peptidoglycan transglycosylase and penicillin transpeptidase, in purified preparations of *Escherichia coli* penicillin-binding protein 1A. Biochem. Biophys. Res. Commun. **97**:287–293.
1931. Ishino, Y., H. Shinagawa, K. Makino, M. Amemura, and A. Nakata. 1987. Nucleotide sequence of the *iap* gene, responsible for alkaline phosphatase isozyme conversion in *Escherichia coli*, and identification of the gene product. J. Bacteriol. **169**:5429–5433.
1932. Ishino, Y., H. Shinagawa, K. Makino, S. Tsunasawa, F. Sakiyama, and A. Nakata. 1986. Nucleotide sequence of the *lig* gene and primary structure of DNA ligase of *Escherichia coli*. Mol. Gen. Genet. **204**:1–7.
1933. Island, M. D., B. Y. Wei, and R. J. Kadner. 1992. Structure and function of the *uhp* genes for the sugar phosphate transport system in *Escherichia coli* and *Salmonella typhimurium*. J. Bacteriol. **174**:2754–2762.
1934. Island, M. D., and R. J. Kadner. 1993. Interplay between the membrane-associated UhpB and UhpC regulatory proteins. J. Bacteriol. **175**:5028–5034.
1935. Isono, K. 1978. Genes encoding ribosomal proteins S16 and L19 form a gene cluster at 56.4 min in *Escherichia coli*. Mol. Gen. Genet. **165**:265–268.
1936. Isono, K., J. Schnier, and M. Kitakawa. 1980. Genetic fine structure of the *pyrE* region containing the genes for ribosomal proteins L28 and L33 in *Escherichia coli*. Mol. Gen. Genet. **179**:311–317.
1937. Isono, K., and M. Kitakawa. 1977. A new ribosomal protein locus in *Escherichia coli*: the gene for protein S6 maps at 97 min. Mol. Gen. Genet. **153**:115–120.
1938. Isono, K., and M. Kitakawa. 1978. Cluster of ribosomal protein genes in *Escherichia coli* containing genes for proteins S6, S18, and L9. Proc. Natl. Acad. Sci. USA **75**:6163–6167.
1939. Isono, K., and S. Isono. 1980. Ribosomal protein modification in *Escherichia coli*. II. Studies of a mutant lacking the N-terminal acetylation of protein S18. Mol. Gen. Genet. **177**:645–651.
1940. Isono, S., and K. Isono. 1981. Ribosomal protein modification in *Escherichia coli*. III. Studies of mutants lacking an acetylase activity specific for protein L12. Mol. Gen. Genet. **183**:473–477.
1941. Isono, S., S. Thamm, M. Kitagawa, and K. Isono. 1985. Cloning and nucleotide sequencing of the genes for ribosomal proteins S9 (*rpsI*) and L13 (*rplM*) of *Escherichia coli*. Mol. Gen. Genet. **198**:279–282.
1942. Isturiz, T., E. Palmero, and J. Vitelli-Flores. 1986. Mutations affecting gluconate catabolism in *Escherichia coli*. Genetic mapping of the locus for the thermosensitive gluconokinase. J. Gen. Microbiol. **132**:3209–3219.
1943. Isturiz, T., and J. Celaya. 1997. The metabolism of gluconate in *Escherichia coli*. The subsidiary system and the nature of the *gntS* gene. J. Basic Microbiol. **37**:105–114.
1944. Itaya, M. 1990. Isolation and characterization of a second RNase H (RNase HII) of *Escherichia coli* K-12 encoded by the *mhb* gene. Proc. Natl. Acad. Sci. USA **87**:8587–8591.
1945. Ito, K., D. P. Cerretti, H. Nashimoto, and M. Nomura. 1984. Characterization of an amber mutation in the structural gene for ribosomal protein L15, which impairs the expression of the protein export gene, *secY*, in *Escherichia coli*. EMBO J. **3**:2319–2324.
1946. Ito, K., K. Kawakami, and Y. Nakamura. 1993. Multiple control of *Escherichia coli* lysyl-tRNA synthetase expression involves a transcriptional repressor and a translational enhancer element. Proc. Natl. Acad. Sci. USA **90**:302–306.
1947. Ito, K., M. Wittekind, M. Nomura, K. Shiba, T. Yura, A. Miura, and H. Nashimoto. 1983. A temperature-sensitive mutant of *E. coli* exhibiting slow processing of exported proteins. Cell **32**:789–797.
1948. Ito, K., T. Oshima, T. Mizuno, and Y. Nakamura. 1994. Regulation of lysyl-tRNA synthetase expression by histone-like protein H-NS of *Escherichia coli*. J. Bacteriol. **176**:7383–7386.
1949. Ito, K., Y. Hirota, and Y. Akiyama. 1989. Temperature-sensitive *sec* mutants of *Escherichia coli*: inhibition of protein export at the permissive temperature. J. Bacteriol. **171**:1742–1743.
- 1949a. Itoh, T., et al. GenBank submission D90851.
1950. Itoh, T., H. Aiba, T. Baba, K. Fujita, and K. Hayashi, et al. 1996. A 460-kb DNA sequence of the *Escherichia coli* K-12 genome corresponding to the 40.1–50.0 min region on the linkage map. DNA Res. **3**:379–392.
- 1950a. Itoh, Y. 1997. Cloning and characterization of the *aru* genes encoding enzymes of the catabolic arginine succinyltransferase pathway in *Pseudomonas aeruginosa*. J. Bacteriol. **179**:7280–7290.
1951. Iuchi, S., A. Aristarkhov, J. M. Dong, J. S. Taylor, and E. C. C. Lin. 1994. Effects of nitrate respiration on expression of the Arc-controlled operons encoding succinate dehydrogenase and flavin-linked L-lactate dehydrogenase. J. Bacteriol. **176**:1695–1701.
1952. Iuchi, S., D. Furlong, and E. C. C. Lin. 1989. Differentiation of *arcA*, *arcB*, and *cxpA* mutant phenotypes of *Escherichia coli* by sex pilus formation and enzyme regulation. J. Bacteriol. **171**:2889–2893.
1953. Iuchi, S., D. C. Cameron, and E. C. C. Lin. 1989. A second global regulator gene (*arcB*) mediating repression of enzymes in aerobic pathways of *Escherichia coli*. J. Bacteriol. **171**:868–873.
1954. Iuchi, S., and E. C. C. Lin. 1987. The *narL* gene product activates the nitrate reductase operon and represses the fumarate reductase and trimethylamine N-oxide reductase operons in *Escherichia coli*. Proc. Natl. Acad. Sci. USA **84**:3901–3905.
1955. Iuchi, S., and E. C. C. Lin. 1988. *arcA* (*dye*), a global regulatory gene in *Escherichia coli* mediating repression of enzymes in aerobic pathways. Proc. Natl. Acad. Sci. USA **85**:1888–1892.
1956. Iuchi, S., and E. C. C. Lin. 1992. Purification and phosphorylation of the Arc regulatory components of *Escherichia coli*. J. Bacteriol. **174**:5617–5623.
1957. Iuchi, S., and E. C. C. Lin. 1993. Adaptation of *Escherichia coli* to redox environments by gene expression. Mol. Microbiol. **9**:9–15.
1958. Iuchi, S., Z. Matsuda, T. Fujiwara, and E. C. C. Lin. 1990. The *arcB* gene of *Escherichia coli* encodes a sensor-regulator protein for anaerobic repression of the *arc* modulon. Mol. Microbiol. **4**:715–727.
1959. Ivanchenko, M., K. van Holde, and J. Zlatanova. 1996. Prokaryotic DNA ligases unwind superhelical DNA. Biochem. Biophys. Res. Commun. **226**:498–505.
1960. Ivanisevic, R., M. Milic, D. Ajdic, J. Rakonjac, and D. J. Savic. 1995. Nucleotide sequence, mutational analysis, transcriptional start site, and product analysis of *nov*, the gene which affects *Escherichia coli* K-12 resistance to the gyrase inhibitor novobiocin. J. Bacteriol. **177**:1766–1771.
1961. Ivey, D. M., A. A. Guffanti, J. Zemsky, E. Pinner, R. Karpel, E. Padan, S. Schuldiner, and T. A. Krulwich. 1993. Cloning and characterization of a putative Ca²⁺/H⁺ antiporter gene from *Escherichia coli* upon functional complementation of Na⁺/H⁺ antiporter-deficient strains by the overexpressed gene. J. Biol. Chem. **268**:11296–11303.
1962. Iwakura, M., Y. Shimura, and K. Tsuda. 1982. Cloning of dihydrofolate reductase gene of *Escherichia coli* K12. J. Biochem. (Tokyo) **91**:1205–1212.
1963. Iwakura, M., Y. Shimura, and K. Tsuda. 1982. Isolation of DNA fragment

- containing *phoS* gene of *Escherichia coli*. J. Biochem. (Tokyo) **92**:615–622.
1964. Iwanicka-Nowicka, R., and M. M. Hryniewicz. 1995. A new gene, *cbl*, encoding a member of the LysR family of transcriptional regulators, belongs to *Escherichia coli* *cys* regulon. Gene **166**:11–17.
1965. Iwasaki, H., M. Takahagi, T. Shiba, A. Nakata, and H. Shinagawa. 1991. *Escherichia coli* RuvC protein is an endonuclease that resolves the Holliday structure. EMBO J. **10**:4381–4389.
1966. Iwasaki, H., T. Shiba, A. Nakata, and H. Shinagawa. 1989. Involvement in DNA repair of the *ruvA* gene of *Escherichia coli*. Mol. Gen. Genet. **219**:328–331.
1967. Iwasaki, H., Y. Ishino, H. Toh, A. Nakata, and H. Shinagawa. 1991. *Escherichia coli* DNA polymerase II is homologous to alpha-like DNA polymerases. Mol. Gen. Genet. **226**:24–33.
1968. Iwaya, M., C. W. Jones, J. Khorana, and J. L. Strominger. 1978. Mapping of the mecillinam-resistant, round morphological mutants of *Escherichia coli*. J. Bacteriol. **133**:196–202.
1969. Izu, H., O. Adachi, and M. Yamada. 1997. Gene organization and transcriptional regulation of the *gnrRku* operon involved in gluconate uptake and catabolism of *Escherichia coli*. J. Mol. Biol. **267**:778–793.
1970. Izuhara, M., K. Takamune, and R. Takata. 1991. Cloning and sequencing of an *Escherichia coli* K12 gene which encodes a polypeptide having similarity to the human ferritin H subunit. Mol. Gen. Genet. **225**:510–513.
1971. Jackowski, S., and J. H. Alix. 1990. Cloning, sequence, and expression of the pantothenate permease (*panF*) gene of *Escherichia coli*. J. Bacteriol. **172**:3842–3848.
1972. Jackowski, S., P. D. Jackson, and C. O. Rock. 1994. Sequence and function of the *aas* gene in *Escherichia coli*. J. Biol. Chem. **269**:2921–2928.
1973. Jackson, G. S., A. Cornish-Bowden, and J. A. Cole. 1981. Prosthetic groups of the NADH-dependent nitrite reductase from *Escherichia coli* K12. Biochem. J. **193**:861–867.
1974. Jackson, G. S., J. P. Bohin, and E. P. Kennedy. 1984. Biosynthesis of membrane-derived oligosaccharides: characterization of *mdoB* mutants defective in phosphoglycerol transferase I activity. J. Bacteriol. **160**:976–981.
1975. Jackson, J. H., E. J. Davis, A. C. Madu, and S. E. Braxter. 1981. Three-factor reciprocal cross mapping of a gene that causes expression of feedback-resistant acetohydroxy acid synthase in *Escherichia coli* K-12. Mol. Gen. Genet. **181**:417–419.
1976. Jacobi, A., R. Rossmann, and A. Bock. 1992. The *hyp* operon gene products are required for the maturation of catalytically active hydrogenase isoenzymes in *Escherichia coli*. Arch. Microbiol. **158**:444–451.
1977. Jaffé, A., D. Vinella, and R. D'Ari. 1997. The *Escherichia coli* histone-like protein HU affects DNA initiation, chromosome partitioning via MukB, and cell division via MinCDE. J. Bacteriol. **179**:3494–3499.
1978. Jaffé, A., R. D'Ari, and V. J. Norris. 1986. SOS-independent coupling between DNA replication and cell division in *Escherichia coli*. J. Bacteriol. **165**:66–71.
1979. Jagadeeswaran, P., C. R. Ashman, S. Roberts, and J. Langenberg. 1984. Nucleotide sequence and analysis of deletion mutants of the *Escherichia coli* *gpt* gene in plasmids. Gene **31**:309–313.
1980. Jagura-Burdzy, G., and M. D. Hulanicka. 1981. Use of gene fusions to study expression of *cysB*, the regulatory gene of the cysteine regulon. J. Bacteriol. **147**:744–751.
1981. Jahn, D., and D. Soll. 1991. Two glutamyl-tRNA reductase activities in *Escherichia coli*. J. Biol. Chem. **266**:2542–2548.
1982. Jahreis, K., P. W. Postma, and J. W. Lengeler. 1991. Nucleotide sequence of the *ilvH-fruR* gene region of *Escherichia coli* K12 and *Salmonella typhimurium* LT2. Mol. Gen. Genet. **226**:332–336.
1983. Jain, C., and J. G. Belasco. 1995. Autoregulation of RNase E synthesis in *Escherichia coli*. Nucleic Acids Symp. Ser. **114**:85–88.
1984. Jair, K. W., R. G. Martin, J. L. Rosner, N. Fujita, A. Ishihama, and R. E. Wolf. 1995. Purification and regulatory properties of MarA protein, a transcriptional activator of *Escherichia coli* multiple antibiotic and superoxide resistance promoters. J. Bacteriol. **177**:7100–7104.
1985. Jair, K. W., W. P. Fawcett, N. Fujita, A. Ishihama, and A. Ishihama. 1996. Ambidextrous transcriptional activation by SoxS: requirement for the C-terminal domain of the RNA polymerase alpha subunit in a subset of *Escherichia coli* superoxide-inducible genes. Mol. Microbiol. **19**:307–317.
1986. Jakubcionyte, E., D. Apirion, and S. Normark. 1993. Expression of the *asr* gene encoding acid shock RNA is controlled by the *phoBR* operon. GenBank submission L25410.
1987. James, R., D. O. Dean, and J. Debbage. 1993. Five open reading frames upstream of the *dnkA* gene of *E. coli*. DNA Sequence **3**:327–332.
1988. Janda, I., M. Kitagawa, and K. Isono. 1985. Gene *rpmF* for ribosomal protein L32 and gene *rimJ* for a ribosomal protein acetylating enzyme are located near *pyrC* (23.4 min) in *Escherichia coli*. Mol. Gen. Genet. **201**:433–436.
1989. Jander, G., N. L. Martin, and J. R. Beckwith. 1994. Two cysteines in each periplasmic domain of the membrane protein DsbB are required for its function in protein disulfide bond formation. EMBO J. **13**:5121–5127.
1990. Janion, C. 1995. Mechanisms of action of methyl methanesulfonate on *Escherichia coli*: mutagenesis, DNA damage and repair. Postepy Biochem. **41**:308–313.
1991. Janosi, L., I. Shimizu, and A. Kaji. 1994. Ribosome recycling factor (ribosome releasing factor) is essential for bacterial growth. Proc. Natl. Acad. Sci. USA **91**:4249–4253.
1992. Jans, D. A., A. L. Fimmel, L. Langman, L. B. James, J. A. Downie, A. E. Senior, G. R. Ash, F. Gibson, and G. B. Cox. 1983. Mutations in the *uncE* gene affecting assembly of the c-subunit of the adenosine triphosphatase of *Escherichia coli*. Biochem. J. **211**:717–726.
1993. Jaurin, B., and T. Grundstrom. 1981. *ampC* cephalosporinase of *Escherichia coli* K-12 has a different evolutionary origin from that of β -lactamase of the penicillinase type. Proc. Natl. Acad. Sci. USA **78**:4897–4901.
1994. Jaurin, B., T. Grundstrom, and S. Normark. 1982. Sequence elements determining *ampC* promoter strength in *E. coli*. EMBO J. **1**:875–881.
1995. Jaurin, B., T. Grundstrom, T. Edlund, and S. Normark. 1981. The *E. coli* β -lactamase attenuator mediates growth rate-dependent regulation. Nature **290**:221–225.
1996. Jayakumar, A., K. E. Rudd, J. M. Fabiny, and E. M. Barnes, Jr. 1991. Localization of the *Escherichia coli* *amtA* gene to 95.8 minutes. J. Bacteriol. **173**:1572–1573.
1997. Jayakumar, A., S. J. Hwang, J. M. Fabiny, A. C. Chinault, and E. M. Barnes, Jr. 1989. Isolation of an ammonium or methylammonium ion transport mutant of *Escherichia coli* and complementation by the cloned gene. J. Bacteriol. **171**:996–1001.
1998. Jayaraman, P. S., T. C. Peakman, S. J. Busby, R. V. Quincy, and J. A. Cole. 1987. Location and sequence of the promoter of the gene for the NADH-dependent nitrite reductase of *Escherichia coli* and its regulation by oxygen, the Fnr protein and nitrite. J. Mol. Biol. **196**:781–788.
1999. Jayaratne, P., D. Bronner, P. R. MacLachlan, C. Dodgson, N. Kido, and C. Whitfield. 1994. Cloning and analysis of duplicated *rfbM* and *rfbK* genes involved in the formation of GDP-mannose in *Escherichia coli* 09:K30 and participation of *rfb* genes in the synthesis of the group I K30 capsular polysaccharide. J. Bacteriol. **176**:3126–3139.
2000. Jefferson, R. A., S. M. Burgess, and D. Hirsh. 1986. β -Glucuronidase from *Escherichia coli* as a gene-fusion marker. Proc. Natl. Acad. Sci. USA **83**:8447–8451.
2001. Jeggo, P. 1979. Isolation and characterization of *Escherichia coli* K-12 mutants unable to induce the adaptive response to simple alkylating agents. J. Bacteriol. **139**:783–791.
2002. Jekel, M., and W. Wackernagel. 1994. Location of the *endA* gene coding for endonuclease I on the physical map of the *Escherichia coli* K-12 chromosome. J. Bacteriol. **176**:1550–1551.
2003. Jenkins, H. E., A. Graham, and B. A. Haddock. 1979. Characterization of a *chlG* mutant of *Escherichia coli* K12. FEMS Microbiol. Lett. **6**:169–173.
2004. Jenkins, H. E., and B. A. Haddock. 1980. A specific method for the isolation of *chlG* mutants of *Escherichia coli* K12. FEMS Microbiol. Lett. **9**:293–296.
2005. Jenkins, L. S., and W. D. Nunn. 1987. Genetic and molecular characterization of the genes involved in short-chain fatty acid degradation in *Escherichia coli*: the *ato* system. J. Bacteriol. **169**:42–52.
2006. Jenkins, L. S., and W. D. Nunn. 1987. Regulation of the *ato* operon by the *atoC* gene in *Escherichia coli*. J. Bacteriol. **169**:2096–2102.
2007. Jenkins, S. J., C. A. Sparkes, and M. C. Jones-Mortimer. 1974. A gene involved in lysine excretion in *Escherichia coli* K-12. Heredity **32**:409–412.
2008. Jennings, M. P., and I. R. Beacham. 1990. Analysis of the *Escherichia coli* gene encoding L-asparaginase II, *ansB*, and its regulation by cyclic AMP receptor and FNR proteins. J. Bacteriol. **172**:1491–1498.
2009. Jensen, K. F. 1993. The *Escherichia coli* K-12 "wild types" W3110 and MG1655 have a *rph* frameshift mutation that leads to pyrimidine starvation due to low *pyrE* expression levels. J. Bacteriol. **175**:3401–3407.
2010. Jensen, K. F., J. N. Larsen, L. Schack, and A. Sivertsen. 1984. Studies on the structure and expression of *Escherichia coli* *pyrC*, *pyrD* and *pyrF* using the cloned genes. Eur. J. Biochem. **140**:343–352.
2011. Jensen, K. F., J. T. Andersen, and P. Poulsen. 1992. Overexpression and rapid purification of the *orfE/rph* gene product, RNase PH of *Escherichia coli*. J. Biol. Chem. **267**:17147–17152.
2012. Jensen, L. B., J. L. Ramos, Z. Kaneva, and S. Molin. 1993. A substrate-dependent biological containment system for *Pseudomonas putida* based on the *Escherichia coli* *gef* gene. Appl. Environ. Microbiol. **59**:3713–3717.
2013. Jeong, J. H., M. Kitakawa, S. Isono, and K. Isono. 1993. Cloning and nucleotide sequencing of the genes, *rplU* and *rpmA*, for ribosomal proteins L21 and L27 of *Escherichia coli*. DNA Sequence **4**:59–67.
2014. Jerlstrom, P. G., D. A. Bezjak, M. P. Jennings, and I. R. Beacham. 1989. Structure and expression in *Escherichia coli* K-12 of the L-asparaginase I-encoding *ansA* gene and its flanking regions. Gene **78**:37–46.
2015. Jessop, A. P., and C. Clugston. 1985. Amplification of the ArgF region in strain HfrP4X of *E. coli* K-12. Mol. Gen. Genet. **201**:347–350.
2016. Jiang, D., Z. Hatahet, J. O. Blaisdell, R. J. Melamede, and S. S. Wallace. 1997. *Escherichia coli* endonuclease VIII: cloning, sequencing, and overexpression of the *nei* structural gene and characterization of *nei* and *nei nth* mutants. J. Bacteriol. **179**:3773–3782.
2017. Jiang, D., Z. Hatahet, R. J. Melamede, Y. W. Kow, and S. S. Wallace. 1997.

- Characterization of *Escherichia coli* endonuclease VIII. *J. Biol. Chem.* **272**:32230–32239.
2018. Jiang, W., L. F. Wu, J. Tomich, M. H. Saier, and W. G. Niehaus. 1990. Corrected sequence of the mannitol (*mtl*) operon in *Escherichia coli*. *Mol. Microbiol.* **4**:2003–2006.
2019. Jiang, W., Y. Hou, and M. Inouye. 1997. CspA, the major cold-shock protein of *Escherichia coli*, is an RNA chaperone. *J. Biol. Chem.* **272**:196–202.
2020. Jin, D. J., and C. A. Gross. 1989. Three *rpoBC* mutations that suppress the termination defects of *rho* mutants also affect the functions of *nusA* mutants. *Mol. Gen. Genet.* **216**:269–275.
2021. Jin, H., J. J. Emanuele, R. Fairman, J. G. Robertson, M. E. Hail, H. T. Ho, P. J. Falk, and J. J. Villafranca. 1996. Structural studies of *Escherichia coli* UDP-*N*-acetylmuramate:L-alanine ligase. *Biochemistry* **35**:1423–1431.
2022. Jin, T., K. E. Rudd, and M. Inouye. 1992. The *nlpA* lipoprotein gene is located near the *selC* tRNA gene on the *Escherichia coli* chromosome. *J. Bacteriol.* **174**:3822–3823.
2023. Jishage, M., and A. Ishihama. 1998. A stationary phase protein in *Escherichia coli* with binding activity to the major sigma subunit of RNA polymerase. *Proc. Natl. Acad. Sci. USA* **95**:4953–4958.
2024. Jochimsen, B., P. Nygaard, and T. Vestergaard. 1975. Location on the chromosome of *Escherichia coli* of genes governing purine metabolism. Adenosine deaminase (*add*), guanosine kinase (*gsk*) and hypoxanthine phosphoribosyltransferase (*hpt*). *Mol. Gen. Genet.* **143**:85–91.
2025. Johann, S., and S. M. Hinton. 1987. Cloning and nucleotide sequence of the *chlD* locus. *J. Bacteriol.* **169**:1911–1916.
2026. Johansson, M., and G. von Heijne. 1996. Membrane topology of Kch, a putative K⁺ channel from *Escherichia coli*. *J. Biol. Chem.* **271**:25912–25915.
2027. Johnson, B. F. 1977. Fine structure mapping and properties of mutations suppressing the *lon* mutation in *Escherichia coli* K-12 and B strains. *Genet. Res.* **30**:273–286.
2028. Johnson, D. I., and R. L. Somerville. 1983. Evidence that repression mechanisms can exert control over the *thr*, *leu*, and *ilv* operons of *Escherichia coli* K-12. *J. Bacteriol.* **155**:49–55.
2029. Johnson, D. I., and R. L. Somerville. 1984. New regulatory genes involved in the control of transcription initiation at the *thr* and *ilv* promoters in *Escherichia coli* K-12. *Mol. Gen. Genet.* **195**:70–76.
2030. Johnson, M. E., and K. V. Rajagopalan. 1987. Involvement of *chlA*, *E*, *M*, and *N* loci in *Escherichia coli* molybdopterin biosynthesis. *J. Bacteriol.* **169**:117–125.
2031. Johnson, M. S., E. H. Rowsell, and B. L. Taylor. 1995. Investigation of transphosphorylation between chemotaxis proteins and the phosphoenolpyruvate:sugar phosphotransferase system. *FEBS Lett.* **374**:161–164.
2032. Johnson, R. C., C. A. Ball, D. Pfeffer, and M. I. Simon. 1988. Isolation of the gene encoding the *Hin* recombinational enhancer binding protein. *Proc. Natl. Acad. Sci. USA* **85**:3484–3488.
2033. Johnston, M. A., and H. Pivnick. 1970. Use of autocytotoxic β -D-galactosides for selective growth of *Salmonella typhimurium* in the presence of coliforms. *J. Microbiol. Serol.* **16**:83–89.
2034. Johnstone, D. B., and S. B. Farr. 1991. AppppA binds to several proteins in *Escherichia coli*, including the heat shock and oxidative stress proteins DnaK, GroEL, E89, C45, and C40. *EMBO J.* **10**:3897–3904.
2035. Joly, J. C., M. R. Leonard, and W. Wickner. 1994. Subunit dynamics in *Escherichia coli* preprotein translocase. *Proc. Natl. Acad. Sci. USA* **91**:4703–4707.
2036. Jones, C. A., and I. B. Holland. 1984. Inactivation of essential division genes *ftsA*, *ftsZ*, suppresses mutations at *stfB*, a locus mediating division inhibition during the SOS response in *E. coli*. *EMBO J.* **3**:1181–1186.
2037. Jones, C. E., J. M. Brook, D. Buck, C. Abell, and A. G. Smith. 1993. Cloning and sequencing of the *Escherichia coli panB* gene, which encodes ketopantoate hydroxymethyltransferase, and overexpression of the enzyme. *J. Bacteriol.* **175**:2125–2130.
2038. Jones, C. H., J. S. Pinkner, A. V. Nicholes, L. N. Slonim, S. N. Abraham, and S. J. Hultgren. 1993. FimC is a periplasmic PapD-like chaperone that directs assembly of type 1 pili in bacteria. *Proc. Natl. Acad. Sci. USA* **90**:8397–8401.
2039. Jones, C. J., M. Homma, and R. M. Macnab. 1987. Identification of proteins of the outer (L and P) rings of the flagellar basal body of *Escherichia coli*. *J. Bacteriol.* **169**:1489–1492.
2040. Jones, H. M., C. M. Brajkovich, and R. P. Gunsalus. 1983. In vivo 5' terminus and length of the mRNA for the proton-translocating ATPase (*unc*) operon of *Escherichia coli*. *J. Bacteriol.* **155**:1279–1287.
2041. Jones, H. M., and R. P. Gunsalus. 1985. Transcription of the *Escherichia coli* fumarate reductase genes (*frdABCD*) and their coordinate regulation by oxygen, nitrate, and fumarate. *J. Bacteriol.* **164**:1100–1109.
2042. Jones, M. D., T. E. Petersen, K. M. Nielsen, S. Magnusson, L. Sottrup-Jensen, K. Gausung, and B. F. Clark. 1980. The complete amino-acid sequence of elongation factor Tu from *Escherichia coli*. *Eur. J. Biochem.* **108**:507–526.
2043. Jones, P. G., and M. Inouye. 1994. The cold-shock response—a hot topic. *Mol. Microbiol.* **11**:811–818.
2044. Jones, P. G., and M. Inouye. 1996. RbfA, a 30S ribosomal binding factor, is a cold-shock protein whose absence triggers the cold-shock response. *Mol. Microbiol.* **21**:1207–1218.
2045. Jones, P. G., M. Mitta, Y. Kim, W. Jiang, and M. Inouye. 1996. Cold shock induces a major ribosomal-associated protein that unwinds double-stranded RNA in *Escherichia coli*. *Proc. Natl. Acad. Sci. USA* **93**:76–80.
2046. Jones, P. G., R. Krah, S. R. Tafuri, and A. P. Wolffe. 1992. DNA gyrase, CS7.4, and the cold shock response in *Escherichia coli*. *J. Bacteriol.* **174**:5798–5802.
2047. Jones-Mortimer, M. C., and H. L. Kornberg. 1974. Genetical analysis of fructose utilization by *Escherichia coli*. *Proc. R. Soc. Lond. Ser. B* **187**:121–131.
2048. Jones-Mortimer, M. C., and H. L. Kornberg. 1980. Amino-sugar transport systems of *Escherichia coli* K12. *J. Gen. Microbiol.* **117**:369–376.
2049. Joo, D. M., A. Nolte, R. Calendar, Y. N. Zhou, and D. J. Jin. 1998. Multiple regions on the *Escherichia coli* heat shock transcription factor σ^{32} determine core RNA polymerase binding specificity. *J. Bacteriol.* **180**:1095–1102.
2050. Jordan, A., E. Pontis, M. Atta, M. Krook, I. Gibert, J. Barbé, and P. Reichard. 1994. A second class I ribonucleotide reductase in Enterobacteriaceae: characterization of the *Salmonella typhimurium* enzyme. *Proc. Natl. Acad. Sci. USA* **91**:12892–12896.
2051. Jordan, A., F. Aslund, E. Pontis, P. Reichard, and A. Holmgren. 1997. Characterization of *Escherichia coli* NrdH.A glutaredoxin-like protein with a thioredoxin-like activity profile. *J. Biol. Chem.* **272**:18044–18050.
2052. Jordan, P. M., B. I. A. Mgebeje, A. F. Alwan, and S. D. Thomas. 1987. Nucleotide sequence of *hemD*, the second gene in the *hem* operon of *Escherichia coli* K-12. *Nucleic Acids Res.* **15**:10583.
2053. Jordan, P. M., B. I. A. Mgebeje, S. D. Thomas, and A. F. Alwan. 1988. Nucleotide sequence for the *hemD* gene of *Escherichia coli* encoding uroporphyrinogen III synthase and initial evidence for a *hem* operon. *Biochem. J.* **249**:613–616.
2054. Jordan, P. M., and S. C. Woodcock. 1991. Mutagenesis of arginine residues in the catalytic cleft of *Escherichia coli* porphobilinogen deaminase that affects dipyromethane cofactor assembly and tetrapyrrole chain initiation and elongation. *Biochem. J.* **280**:445–449.
2055. Jordan, P. M., S. D. Thomas, and M. J. Warren. 1988. Purification, crystallization and properties of porphobilinogen deaminase from a recombinant strain of *Escherichia coli* K12. *Biochem. J.* **254**:427–435.
2056. Jorgensen, P., J. Collins, N. Fiil, and K. von Meyenbourg. 1978. A ribosomal RNA gene, *rncC*, of *Escherichia coli*, mapped by specialized transducing lambda dilv and lambda drbs phages. *Mol. Gen. Genet.* **163**:223–228.
2057. Josephsen, J., and K. Hammer-Jespersen. 1981. Fusion of the *lac* genes to the promoter for the cytidine deaminase gene of *Escherichia coli*. *Mol. Gen. Genet.* **182**:154–158.
2058. Josephsen, J., K. Hammer-Jespersen, and T. D. Hansen. 1983. Mapping of the gene for cytidine deaminase (*cdd*) in *Escherichia coli* K-12. *J. Bacteriol.* **154**:72–75.
2059. Josephson, B. L., and D. G. Fraenkel. 1969. Transketolase mutants of *Escherichia coli*. *J. Bacteriol.* **100**:1289–1295.
2060. Joshi, M. S., J. L. Johnson, and K. V. Rajagopalan. 1996. Molybdenum cofactor biosynthesis in *Escherichia coli mod* and *mog* mutants. *J. Bacteriol.* **178**:4310–4312.
2061. Jourlin, C., A. Bengrine, M. Chippaux, and V. Mejean. 1996. An orthodox sensor protein (TorS) mediates the induction of the *tor* structural genes in response to trimethylamine N-oxide in *Escherichia coli*. *Mol. Microbiol.* **20**:1297–1306.
2062. Jourlin, C., G. Simon, J. Pommier, M. Chippaux, and V. Mejean. 1996. The periplasmic TorT protein is required for trimethylamine N-oxide reductase gene induction in *Escherichia coli*. *J. Bacteriol.* **178**:1219–1223.
2063. Jovanovic, G., J. Dworkin, and P. Model. 1997. Autogenous control of PspF, a constitutively active enhancer-binding protein of *Escherichia coli*. *J. Bacteriol.* **179**:5232–5237.
2064. Jovanovic, G., L. Weiner, and P. Model. 1996. Identification, nucleotide sequence, and characterization of PspF, the transcriptional activator of the *Escherichia coli* stress-induced *psp* operon. *J. Bacteriol.* **178**:1936–1945.
2065. Jovanovic, G., and P. Model. 1997. PspF and IHF bind co-operatively in the *psp* promoter-regulatory region of *Escherichia coli*. *Mol. Microbiol.* **25**:473–481.
2066. Jovanovic, G., and P. Model. 1997. The RIB element in the *goaG-pspF* intergenic region of *Escherichia coli*. *J. Bacteriol.* **179**:3095–3102.
2067. Joyce, C. M., and N. Grindley. 1982. Identification of two genes immediately downstream from the *polA* gene of *Escherichia coli*. *J. Bacteriol.* **152**:1211–1219.
2068. Joyce, C. M., W. S. Kelley, and N. Grindley. 1982. Nucleotide sequence of the *Escherichia coli polA* gene and primary structure of DNA polymerase I. *J. Biol. Chem.* **257**:1958–1964.
2069. Jubete, Y., M. R. Maurizi, and S. Gottesman. 1996. Role of the heat shock protein DnaJ in the *lon*-dependent degradation of naturally unstable proteins. *J. Biol. Chem.* **271**:30798–30803.
2070. Juhl, M. J., and D. P. Clark. 1990. Thiophene-degrading *Escherichia coli*

- mutants possess sulfone oxidase activity and show altered resistance to sulfur-containing antibiotics. *Appl. Environ. Microbiol.* **56**:3179–3185.
2071. **Jung, H. K., F. Ishino, and M. Matsuhashi.** 1989. Inhibition of growth of *ftsQ*, *ftsA*, and *ftsZ* mutant cells of *Escherichia coli* by amplification of a chromosomal region encompassing closely aligned cell division and cell growth genes. *J. Bacteriol.* **171**:6379–6382.
2072. **Jung, J. U., C. Gutierrez, F. Martin, M. Ardourel, and M. Villarejo.** 1990. Transcription of *osmB*, a gene encoding an *Escherichia coli* lipoprotein, is regulated by dual signals. Osmotic stress and stationary phase. *J. Biol. Chem.* **265**:10574–10581.
2073. **Jung, J. U., C. Gutierrez, and M. Villarejo.** 1989. Sequence of an osmotically inducible lipoprotein gene. *J. Bacteriol.* **171**:511–520.
2074. **Jung, Y. H., K. Park, and K. H. Lee.** 1992. Alteration of RNA I metabolism in a temperature-sensitive *Escherichia coli* *mpA* mutant strain. *Biochem. Biophys. Res. Commun.* **186**:1463–1470.
2075. **Junker, D. E., L. A. Rokeach, D. Ganea, A. Chiaramello, and J. W. Zyskind.** 1986. Transcription termination within the *Escherichia coli* origin of DNA replication. *Mol. Gen. Genet.* **203**:101–109.
2076. **Junne, T., K. Schnetz, and B. Rak.** 1990. Location of the *bglA* gene on the physical map of *Escherichia coli*. *J. Bacteriol.* **172**:6615–6616.
2077. **Kaasen, I., P. Falkenberg, O. B. Styrvoid, and A. R. Strom.** 1992. Molecular cloning and physical mapping of the *otsBA* genes, which encode the osmoregulatory trehalose pathway of *Escherichia coli*: evidence that transcription is activated by *katF* (AppR). *J. Bacteriol.* **174**:889–898.
2078. **Kadner, R. J.** 1977. Transport and utilization of D-methionine and other methionine sources in *Escherichia coli*. *J. Bacteriol.* **129**:207–216.
2079. **Kadner, R. J., and D. M. Shattuck-Eidens.** 1983. Genetic control of the hexose phosphate transport system of *Escherichia coli*: mapping of deletion and insertion mutations in the *uhp* region. *J. Bacteriol.* **155**:1052–1061.
2080. **Kadner, R. J., and K. Heller.** 1995. Mutual inhibition of cobalamin and siderophore uptake systems suggests their competition for TonB function. *J. Bacteriol.* **177**:4829–4835.
2081. **Kadner, R. J., K. Heller, J. W. Coulton, and V. Braun.** 1980. Genetic control of hydroxamate-mediated iron uptake in *Escherichia coli*. *J. Bacteriol.* **143**:256–264.
2082. **Kadner, R. J., and G. L. Liggins.** 1973. Transport of vitamin B₁₂ in *Escherichia coli*: genetic studies. *J. Bacteriol.* **115**:514–521.
2083. **Kagawa, H., M. Ono, M. Enomoto, and Y. Komeda.** 1984. Bacteriophage chi sensitivity and motility of *Escherichia coli* and *Salmonella typhimurium* Fla⁻ mutants possessing the hook structure. *J. Bacteriol.* **157**:649–654.
2084. **Kaidow, A., T. Kataoka, M. Wachi, A. Takada, M. Yamasaki, and K. Nagai.** 1992. The 55-kilodalton protein in an *oriC* complex fraction is glycogen synthase. *J. Bacteriol.* **174**:5454–5456.
2085. **Kaiser, C.** 1980. The origin of Q-independent derivatives of phage λ. *Mol. Gen. Genet.* **179**:547–554.
2086. **Kaiser, C., and N. E. Murray.** 1979. Physical characterization of the “Rac prophage” in *E. coli* K12. *Mol. Gen. Genet.* **175**:159–174.
2087. **Kaiser, C., and N. E. Murray.** 1980. On the nature of *sbcA* mutations in *E. coli* K12. *Mol. Gen. Genet.* **179**:555–563.
2088. **Kaiser, M., and G. Sawers.** 1997. Overlapping promoters modulate Fnr- and ArcA-dependent anaerobic transcriptional activation of the *focApfl* operon in *Escherichia coli*. *Microbiology* **143**:775–783.
2089. **Kajie, S., R. Ideta, I. Yamato, and Y. Anraku.** 1991. Molecular cloning and DNA sequence of *dnrR*, a gene affecting anaerobic expression of the *Escherichia coli* hexaheme nitrite reductase. *FEMS Microbiol. Lett.* **67**:205–211.
2090. **Kajitani, M., and A. Ishihama.** 1991. Identification and sequence determination of the host factor gene for bacteriophage Q beta. *Nucleic Acids Res.* **19**:1063–1066.
2091. **Kajitani, M., A. Kato, A. Wada, Y. Inokuchi, and A. Ishihama.** 1994. Regulation of the *Escherichia coli* *hfq* gene encoding the host factor for phage Q beta. *J. Bacteriol.* **176**:531–534.
2092. **Kajitani, M., R. Fukuda, and A. Ishihama.** 1980. Autogenous and post-translational regulation of *Escherichia coli* RNA polymerase synthesis in vitro. *Mol. Gen. Genet.* **179**:489–496.
2093. **Kakeda, M., C. Ueguchi, H. Yamada, and T. Mizuno.** 1995. An *Escherichia coli* curved DNA-binding protein whose expression is affected by the stationary phase-specific sigma factor sigma S. *Mol. Gen. Genet.* **248**:629–634.
2094. **Kakuda, H., K. Hosono, K. Shiroishi, and S. Ichihara.** 1994. Identification and characterization of the *ackA* (acetate kinase A)-*pta* (phosphotransacetylase) operon and complementation analysis of acetate utilization by an *ackA-pta* deletion mutant of *Escherichia coli*. *J. Biochem. (Tokyo)* **116**:916–922.
2095. **Kalckar, H. M., K. Kurahashi, and E. Jordan.** 1959. Hereditary defects in galactose metabolism in *Escherichia coli* mutants. I. Determination of enzyme activities. *Proc. Natl. Acad. Sci. USA* **45**:1776–1786.
2096. **Kalman, L. V., and R. P. Gunsalus.** 1988. The *frdR* gene of *Escherichia coli* globally regulates several operons involved in anaerobic growth in response to nitrate. *J. Bacteriol.* **170**:623–629.
2097. **Kalman, L. V., and R. P. Gunsalus.** 1989. Identification of a second gene involved in global regulation of fumarate reductase and other nitrate-controlled genes for anaerobic respiration in *Escherichia coli*. *J. Bacteriol.* **171**:3810–3816.
2098. **Kalman, M., D. R. Gentry, and M. Cashel.** 1991. Characterization of the *Escherichia coli* K12 *gltS* glutamate permease gene. *Mol. Gen. Genet.* **225**:379–386.
2099. **Kalman, M., H. Murphy, and M. Cashel.** 1991. *rhlB*, a new *Escherichia coli* K-12 gene with an RNA helicase-like protein sequence motif, one of at least five such possible genes in a prokaryote. *New Biol.* **3**:886–895.
2100. **Kalman, M., H. Murphy, and M. Cashel.** 1992. The nucleotide sequence of *recG*, the distal *spo* operon gene in *Escherichia coli* K-12. *Gene* **110**:95–99.
2101. **Kalnis, A., K. Otto, U. Ruther, and B. Muller-Hill.** 1983. Sequence of the *lacZ* gene of *Escherichia coli*. *EMBO J.* **2**:593–597.
2102. **Kamath, A. V., K. Gish, and C. Yanofsky.** 1994. A copy of insertion element IS5 is present within *tnaB* in the Kohara library of *Escherichia coli* W3110. *J. Bacteriol.* **176**:1546–1547.
2103. **Kamholz, J., J. Keyhani, and J. S. Gots.** 1986. Molecular cloning and characterization of the *purE* operon of *Escherichia coli*. *Gene* **44**:55–62.
2104. **Kamio, Y., C.-K. Lin, M. Regue, and H. C. Wu.** 1985. Characterization of the *ileS-lsp* operon in *Escherichia coli*. Identification of an open reading frame upstream of the *ileS* gene and potential promoter(s) for the *ileS-lsp* operon. *J. Biol. Chem.* **260**:5616–5620.
2105. **Kamitani, S., Y. Akiyama, and K. Ito.** 1992. Identification and characterization of an *Escherichia coli* gene required for the formation of correctly folded alkaline phosphatase, a periplasmic enzyme. *EMBO J.* **11**:57–62.
2106. **Kammen, H. O., C. C. Marvel, L. Hardy, and E. E. Penhoet.** 1988. Purification, structure, and properties of *Escherichia coli* tRNA pseudouridine synthase I. *J. Biol. Chem.* **263**:2255–2263.
2107. **Kammler, M., C. Schon, and K. Hantke.** 1993. Characterization of the ferrous iron uptake system of *Escherichia coli*. *J. Bacteriol.* **175**:6212–6219.
2108. **Kampfenkel, K., and V. Braun.** 1993. Membrane topologies of the TolQ and TolR proteins of *Escherichia coli*: inactivation of TolQ by a missense mutation in the proposed first transmembrane segment. *J. Bacteriol.* **175**:4485–4491.
2109. **Kampfenkel, K., and V. Braun.** 1993. Topology of the ExbB protein in the cytoplasmic membrane of *Escherichia coli*. *J. Biol. Chem.* **268**:6050–6057.
2110. **Kanamaru, K., and T. Mizuno.** 1992. Signal transduction and osmoregulation in *Escherichia coli*: a novel mutant of the positive regulator, OmpR, that functions in a phosphorylation-independent manner. *J. Biochem. (Tokyo)* **111**:425–430.
2111. **Kanatani, A., T. Masuda, T. Shimoda, F. Misoka, X. S. Lin, T. Yoshimoto, and D. Tsuru.** 1991. Protease II from *Escherichia coli*: sequencing and expression of the enzyme gene and characterization of the expressed enzyme. *J. Biochem. (Tokyo)* **110**:315–320.
2112. **Kanatani, A., T. Yoshimoto, H. Nagai, K. Ito, and D. Tsuru.** 1992. Location of the protease II gene (*ptrB*) on the physical map of the *Escherichia coli* chromosome. *J. Bacteriol.* **174**:7881.
2113. **Kanaya, S., and R. J. Crouch.** 1983. DNA sequence of the gene coding for *Escherichia coli* ribonuclease H. *J. Biol. Chem.* **258**:1276–1281.
2114. **Kanaya, S., T. Koyanagi, and E. Kanaya.** 1998. An esterase from *Escherichia coli* with a sequence similarity to hormone-sensitive lipase. *Biochem. J.* **332**:75–80.
2115. **Kanazawa, H., K. Mabuchi, T. Kayano, F. Tamura, and M. Futai.** 1981. Nucleotide sequence of genes coding for dicyclohexylcarbodiimide-binding protein and the α subunit of proton-translocating ATPase of *Escherichia coli*. *Biochem. Biophys. Res. Commun.* **100**:219–225.
2116. **Kanazawa, H., K. Mabuchi, T. Kayano, T. Noumi, T. Sekiya, and M. Futai.** 1981. Nucleotide sequence of the genes for F₀ components of the proton-translocating ATPase from *Escherichia coli*: prediction of the primary structure of F₀ subunits. *Biochem. Biophys. Res. Commun.* **103**:613–620.
2117. **Kanazawa, H., T. Kayano, K. Mabuchi, and M. Futai.** 1981. Nucleotide sequence of the genes coding alpha, beta and gamma subunits of the proton-translocating ATPase of *Escherichia coli*. *Biochem. Biophys. Res. Commun.* **103**:604–612.
2118. **Kanazawa, H., T. Kayano, T. Kiyasu, and M. Futai.** 1982. Nucleotide sequence of the genes for beta and epsilon subunits of proton-translocating ATPase from *Escherichia coli*. *Biochem. Biophys. Res. Commun.* **105**:1257–1264.
2119. **Kandror, O., M. Sherman, M. Rhode, and A. L. Goldberg.** 1995. Trigger factor is involved in GroEL-dependent protein degradation in *Escherichia coli* and promotes binding of GroEL to unfolded proteins. *EMBO J.* **14**:6021–6027.
2120. **Kanemori, M., H. Mori, and T. Yura.** 1994. Induction of heat shock proteins by abnormal proteins results from stabilization and not increased synthesis of σ³² in *Escherichia coli*. *J. Bacteriol.* **176**:5648–5653.
2121. **Kanemori, M., K. Nishihara, H. Yanagi, and T. Yura.** 1997. Synergistic roles of HslIVU and other ATP-dependent proteases in controlling in vivo turnover of σ³² and abnormal proteins in *Escherichia coli*. *J. Bacteriol.* **179**:7219–7225.
2122. **Kang, P. J., and E. A. Craig.** 1990. Identification and characterization of a new *Escherichia coli* gene that is a dosage-dependent suppressor of a

- dnaK* deletion mutation. *J. Bacteriol.* **172**:2055–2064.
2123. Kang, W. K., T. Icho, S. Isono, M. Kitakawa, and K. Isono. 1989. Characterization of the gene *rimK* responsible for the addition of glutamic acid residues to the C-terminus of ribosomal protein S6 in *Escherichia coli* K12. *Mol. Gen. Genet.* **217**:281–288.
2124. Kano, Y., C. Wada, T. Nagase, and F. Imamoto. 1986. Genetic characterization of the gene *hupB* encoding the HU-1 protein of *Escherichia coli*. *Gene* **45**:37–44.
2125. Kano, Y., K. Osato, M. Wada, and F. Imamoto. 1987. Cloning and sequencing of the HU-2 gene of *Escherichia coli*. *Mol. Gen. Genet.* **209**:408–410.
2126. Kano, Y., M. Wada, and F. Imamoto. 1988. Genetic characterization of the gene *hupA* encoding the HU-2 protein of *Escherichia coli*. *Gene* **69**:331–335.
2127. Kano, Y., S. Yoshino, C. Wada, K. Yokoyama, M. Nobuhara, and F. Imamoto. 1985. Molecular cloning and nucleotide sequence of the HU-1 gene of *Escherichia coli*. *Mol. Gen. Genet.* **201**:360–362.
2128. Kao, C., E. Gumbs, and L. Snyder. 1987. Cloning and characterization of the *Escherichia coli* *lit* gene, which blocks bacteriophage T4 late gene expression. *J. Bacteriol.* **169**:1232–1238.
2129. Kao, C., and L. Snyder. 1988. The *lit* gene product which blocks bacteriophage T4 late gene expression is a membrane protein encoded by a cryptic DNA element, e14. *J. Bacteriol.* **170**:2056–2062.
2130. Kaplan, J. B., and B. Nichols. 1983. Nucleotide sequence of *Escherichia coli* *pabA* and its evolutionary relationship to *tp(G)D*. *J. Mol. Biol.* **168**:451–468.
2131. Kaplan, L., H. C. Reilly, and C. C. Stuck. 1959. Action of azaserine of *Escherichia coli*. *J. Bacteriol.* **78**:511–519.
2132. Kaplan, S., and D. Anderson. 1968. Selection of temperature-sensitive activating enzyme mutants in *Escherichia coli*. *J. Bacteriol.* **95**:991–997.
2133. Karibian, D., P. F. Michel, and J. Starke. 1985. The EnvC phenotype and its expression in various *Escherichia coli* K12 strains. *FEMS Microbiol. Lett.* **27**:319–324.
2134. Karlinsky, J. E., A. J. Pease, M. E. Winkler, J. L. Bailey, and K. T. Hughes. 1997. The *flk* gene of *Salmonella typhimurium* couples flagellar P- and L-ring assembly to flagellar morphogenesis. *J. Bacteriol.* **179**:2389–2400.
2135. Karlsson, M., K. Hannavy, and C. F. Higgins. 1993. A sequence-specific function for the N-terminal signal-like sequence of the TonB protein. *Mol. Microbiol.* **8**:379–388.
2136. Karlsson, M., K. Hannavy, and C. F. Higgins. 1993. ExbB acts as a chaperone-like protein to stabilize TonB in the cytoplasm. *Mol. Microbiol.* **8**:389–396.
2137. Karow, M., and C. Georgopoulos. 1991. Sequencing, mutational analysis, and transcriptional regulation of the *Escherichia coli* *htrB* gene. *Mol. Microbiol.* **5**:2285–2292.
2138. Karow, M., and C. Georgopoulos. 1992. Isolation and characterization of the *Escherichia coli* *msbB* gene, a multicopy suppressor of null mutations in the high-temperature requirement gene *htrB*. *J. Bacteriol.* **174**:702–710.
2139. Karow, M., and C. Georgopoulos. 1993. The essential *Escherichia coli* *msbA* gene, a multicopy suppressor of null mutations in the *htrB* gene, is related to the universally conserved family of ATP-dependent translocators. *Mol. Microbiol.* **7**:69–79.
2140. Karow, M., O. Fayet, A. Cegielska, T. Ziegelhoffer, and C. Georgopoulos. 1991. Isolation and characterization of the *Escherichia coli* *htrB* gene, whose product is essential for bacterial viability above 33°C in rich media. *J. Bacteriol.* **173**:741–750.
2141. Karow, M., S. Raina, C. Georgopoulos, and O. Fayet. 1991. Complex phenotypes of null mutations in the *htr* genes, whose products are essential for *Escherichia coli* growth at elevated temperatures. *Res. Microbiol.* **142**:289–294.
2142. Karpel, R., T. Alon, G. Glaser, S. Schuldiner, and E. Padan. 1991. Expression of a sodium proton antiporter (NhaA) in *Escherichia coli* is induced by Na⁺ and Li⁺ ions. *J. Biol. Chem.* **266**:21753–21759.
2143. Karpel, R., Y. Olami, D. Taglicht, S. Schuldiner, and E. Padan. 1988. Sequencing of the gene *ant* which affects the Na⁺/H⁺ antiporter activity in *Escherichia coli*. *J. Biol. Chem.* **263**:10408–10414.
2144. Karran, P., T. Lindahl, I. Ofsteng, G. Evensen, and E. Seeberg. 1980. *Escherichia coli* mutants deficient in 3-methyladenine-DNA glycosylase. *J. Mol. Biol.* **140**:101–127.
2145. Karube, I., M. Tomiyama, and Y. Kikuchi. 1984. Molecular cloning and physical mapping of the *hyd* gene of *Escherichia coli* K-12. *FEMS Microbiol. Lett.* **25**:165–168.
2146. Kasahara, M., A. Nakata, and H. Shinagawa. 1992. Molecular analysis of the *Escherichia coli* *phoP-phoQ* operon. *J. Bacteriol.* **174**:492–498.
2147. Kasahara, M., K. Makino, M. Amemura, A. Nakata, and H. Shinagawa. 1991. Dual regulation of the *ugp* operon by phosphate and carbon starvation at two interspaced promoters. *J. Bacteriol.* **173**:549–558.
2148. Kashiwagi, K., H. Endo, H. Kobayashi, K. Takio, and K. Igarashi. 1995. Spermidine-preferential uptake system in *Escherichia coli*. ATP hydrolysis by PotA protein and its association with membrane. *J. Biol. Chem.* **270**:25377–25382.
2149. Kashiwagi, K., R. Watanabe, and K. Igarashi. 1994. Involvement of ribonuclease III in the enhancement of expression of the *speF-potE* operon encoding inducible ornithine decarboxylase and polyamine transport protein. *Biochem. Biophys. Res. Commun.* **200**:591–597.
2150. Kashiwagi, K., S. Miyamoto, E. Nukui, H. Kobayashi, and K. Igarashi. 1993. Functions of *potA* and *potD* proteins in spermidine-preferential uptake system in *Escherichia coli*. *J. Biol. Chem.* **268**:19358–19363.
2151. Kashiwagi, K., S. Miyamoto, F. Suzuki, H. Kobayashi, and K. Igarashi. 1992. Excretion of putrescine by the putrescine-ornithine antiporter encoded by the *potE* gene of *Escherichia coli*. *Proc. Natl. Acad. Sci. USA* **89**:4529–4533.
2152. Kashiwagi, K., S. Shibuya, H. Tomitori, A. Kuraishi, and K. Igarashi. 1997. Excretion and uptake of putrescine by the PotE protein in *Escherichia coli*. *J. Biol. Chem.* **272**:6318–6323.
2153. Kashiwagi, K., T. Suzuki, F. Suzuki, T. Furuchi, H. Kobayashi, and K. Igarashi. 1991. Coexistence of the genes for putrescine transport protein and ornithine decarboxylase at 16 min on *Escherichia coli* chromosome. *J. Biol. Chem.* **266**:20922–20927.
2154. Kasian, P. A., B. E. Davidson, and J. Pittard. 1986. Molecular analysis of the promoter operator region of the *Escherichia coli* K-12 *tyrP* gene. *J. Bacteriol.* **167**:556–561.
2155. Kasian, P. A., and J. Pittard. 1984. Construction of a *tyrP-lac* operon fusion strain and its use in the isolation and analysis of mutants derepressed for *tyrP* expression. *J. Bacteriol.* **160**:175–183.
2156. Kasimoglu, E., S. J. Park, J. Malek, C. P. Tseng, and R. P. Gunsalus. 1996. Transcriptional regulation of the proton-translocating ATPase (*atpIBEF-HAGDC*) operon of *Escherichia coli*: control by cell growth rate. *J. Bacteriol.* **178**:5563–5567.
2157. Kataoka, H., H. Yamamoto, and M. Sekiguchi. 1983. A new gene (*alkB*) of *Escherichia coli* that controls sensitivity to methyl methane sulfonate. *J. Bacteriol.* **153**:1301–1307.
2158. Kataoka, H., and M. Sekiguchi. 1985. Molecular cloning and characterization of the *alkB* gene of *Escherichia coli*. *Mol. Gen. Genet.* **198**:263–269.
2159. Kataoka, K., T. Mizushima, Y. Ogata, T. Miki, and K. Sekimizu. 1996. Heat shock-induced DNA relaxation in vitro by DNA gyrase of *Escherichia coli* in the presence of ATP. *J. Biol. Chem.* **271**:24806–24810.
2160. Katayama, T., M. Takata, and K. Sekimizu. 1996. The nucleoid protein H-NS facilitates chromosome DNA replication in *Escherichia coli* *dnaA* mutants. *J. Bacteriol.* **178**:5790–5792.
2161. Katayama, T., M. Takata, and K. Sekimizu. 1997. CedaA is a novel *Escherichia coli* protein that activates the cell division inhibited by chromosomal DNA over-replication. *Mol. Microbiol.* **26**:687–697.
2162. Katinka, M., P. Cossart, L. Sibilli, I. Saint-Girons, M. A. Chalvignac, G. LeBras, G. N. Cohen, and M. Yaniv. 1980. Nucleotide sequence of the *thrA* gene of *Escherichia coli*. *Proc. Natl. Acad. Sci. USA* **77**:5730–5733.
2163. Kato, J., H. Suzuki, and H. Ikeda. 1992. Purification and characterization of DNA topoisomerase IV in *Escherichia coli*. *J. Biol. Chem.* **267**:25676–25684.
2164. Kato, J., Y. Nishimura, M. Yamada, H. Suzuki, and Y. Hirota. 1988. Gene organization in the region containing a new gene involved in chromosome partition in *Escherichia coli*. *J. Bacteriol.* **170**:3967–3977.
2165. Kato, J., Y. Nishimura, R. Imamura, H. Niki, S. Hiraga, and H. Suzuki. 1990. New topoisomerase essential for chromosome segregation in *E. coli*. *Cell* **63**:393–404.
2166. Kato, J.-I., and Y. Hirota. 1984. Overlapping of the coding regions for alpha and gamma components of penicillin-binding protein 1b in *Escherichia coli*. *Mol. Gen. Genet.* **196**:449–457.
2167. Kato, N., M. Tsuzuki, H. Aiba, and T. Mizuno. 1995. Gene activation by the *Escherichia coli* positive regulator OmpR: a mutational study of the DNA-binding domain of OmpR. *Mol. Gen. Genet.* **248**:399–406.
2168. Katsukake, K., T. Nakao, and T. Iino. 1985. A gene for DNA invertase and an invertible DNA in *Escherichia coli* K-12. *Gene* **34**:343–350.
2169. Katz, L. 1970. Selection of *araB* and *araC* mutants of *Escherichia coli* B/r by resistance to ribitol. *J. Bacteriol.* **102**:593–595.
2170. Katzenmeier, G., C. Schmid, J. Kellermann, F. Lottspeich, and A. Bacher. 1991. Biosynthesis of tetrahydrofolate. Sequence of GTP cyclohydrolase I from *Escherichia coli*. *Biol. Chem. Hoppe-Seyler* **372**:991–997.
2171. Kawagishi, I., M. Homma, A. W. Williams, and R. M. Macnab. 1996. Characterization of the flagellar hook length control protein FliK of *Salmonella typhimurium* and *Escherichia coli*. *J. Bacteriol.* **178**:2954–2959.
2172. Kawagishi, I., V. Muller, A. W. Williams, V. M. Irikura, and R. M. Macnab. 1992. Subdivision of flagellar region III of the *Escherichia coli* and *Salmonella typhimurium* chromosomes and identification of two additional flagellar genes. *J. Gen. Microbiol.* **138**:1051–1065.
2173. Kawakami, K., S. Naito, N. Inoue, Y. Nakamura, H. Ikeda, and H. Uchida. 1989. Isolation and characterization of *herC*, a mutation of *Escherichia coli* affecting maintenance of ColE1. *Mol. Gen. Genet.* **219**:333–340.
2174. Kawakami, K., Y. H. Jonsson, G. R. Bjork, H. Ikeda, and H. Nakamura. 1988. Chromosomal location and structure of the operon encoding peptide-chain-release factor 2 of *Escherichia coli*. *Proc. Natl. Acad. Sci. USA* **85**:5620–5624.
2175. Kawamoto, S., S. Tokuyama, K. Aoyama, S. Yashima, and Y. Eguchi. 1984.

- Genetic mapping of cold resistance gene of *Escherichia coli*. *Agric. Biol. Chem.* **48**:2067–2071.
2176. **Kawamukai, M., R. Utsumi, K. Takeda, A. Higashi, H. Matsuda, Y. L. Choi, and T. Komano.** 1991. Nucleotide sequence and characterization of the *sfsI* gene: *sfsI* is involved in CRP*-dependent *mal* gene expression in *Escherichia coli*. *J. Bacteriol.* **173**:2644–2648.
2177. **Kawashima, H., T. Horii, T. Ogawa, and H. Ogawa.** 1984. Organization of the *recA* gene of *Escherichia coli*. *Mol. Gen. Genet.* **193**:288–292.
2178. **Kawazu, Y., K. Ito, K. Matsumura, and Y. Nakamura.** 1995. Comparative characterization of release factor RF-3 genes of *Escherichia coli*, *Salmonella typhimurium*, and *Dichelobacter nodosus*. *J. Bacteriol.* **177**:5547–5553.
2179. **Kawula, T. H., and M. J. Lelivelt.** 1994. Mutations in a gene encoding a new Hsp70 suppress rapid DNA inversion and *bgl* activation, but not *proU* derepression, in *hns-1* mutant *Escherichia coli*. *J. Bacteriol.* **176**:610–619.
2180. **Kay, W. W.** 1972. Genetic control of the metabolism of propionate by *Escherichia coli* K12. *Biochim. Biophys. Acta* **264**:508–521.
2181. **Kay, W. W., and H. L. Kornberg.** 1969. Genetic control of the uptake of C4-dicarboxylic acids by *Escherichia coli*. *FEBS Lett.* **3**:93–96.
2182. **Kayahara, T., P. Thelen, W. Ogawa, K. Inaba, M. Tsuda, E. B. Goldberg, and T. Tsuchiya.** 1992. Properties of recombinant cells capable of growing on serine without NhaB Na⁺/H⁺ antiporter in *Escherichia coli*. *J. Bacteriol.* **174**:7482–7485.
2183. **Keating, D. H., M. R. Carey, and J. E. Cronan, Jr.** 1995. The unmodified (*apo*) form of *Escherichia coli* acyl carrier protein is a potent inhibitor of cell growth. *J. Biol. Chem.* **270**:22229–22235.
2184. **Keck, W., A. M. van Leeuwen, M. Huber-Wunderlich, and E. W. Goodell.** 1990. Cloning and characterization of *mepA*, the structural gene of the penicillin-insensitive murein endopeptidase from *Escherichia coli*. *Mol. Microbiol.* **4**:209–219.
2185. **Keen, J., J. Williams, and S. J. Busby.** 1996. Location of essential sequence elements at the *Escherichia coli* *melAB* promoter. *Biochem. J.* **318**:443–449.
2186. **Keiler, K. C., K. R. Silber, K. M. Downard, I. A. Papayannopoulos, K. Biemann, and R. T. Sauer.** 1995. C-terminal specific protein degradation: activity and substrate specificity of the Tsp protease. *Protein Sci.* **4**:1507–1515.
2187. **Kelker, N. E., and W. K. Maas.** 1974. Selection for genetically repressible (ArgR⁺) strains of *Escherichia coli* K12 from genetically derepressed (ArgR⁻) mutants using acetylornvaline. *Mol. Gen. Genet.* **131**:131–136.
2188. **Kelley, W. L., and C. Georgopoulos.** 1997. Positive control of the two-component ResC/B signal transduction network by DjlA: a member of the DnaJ family of molecular chaperones in *Escherichia coli*. *Mol. Microbiol.* **25**:913–931.
2189. **Kelley, W. S.** 1980. Mapping of the *polA* locus of *Escherichia coli* K12: genetic fine structure of the cistron. *Genetics* **95**:15–38.
2190. **Kelley, W. S., and H. J. Whitfield, Jr.** 1971. Purification of an altered DNA polymerase from an *E. coli* strain with a *pol* mutation. *Nature* **230**:33–36.
2191. **Kelln, R. A., and G. A. O'Donovan.** 1976. Isolation and partial characteristics of an *argR* mutant of *Salmonella typhimurium*. *J. Bacteriol.* **128**:528–535.
2192. **Kelly, K. O., N. B. Reuven, Z.-W. Li, and M. P. Deutscher.** 1992. RNase PH is essential for tRNA processing and viability in RNase-deficient *Escherichia coli* cells. *J. Biol. Chem.* **267**:16015–16018.
2193. **Kelly, T. M., S. A. Stachula, C. R. H. Raetz, and M. S. Anderson.** 1993. The *firA* gene of *Escherichia coli* encodes UDP-3-O-(R-3-hydroxymyristoyl)-glucosamine N-acyltransferase. The third step of endotoxin biosynthesis. *J. Biol. Chem.* **268**:19866–19874.
2194. **Kelman, Z., and M. A. O'Donnell.** 1995. DNA polymerase III holoenzyme: structure and function of a chromosomal replicating machine. *Annu. Rev. Biochem.* **64**:171–200.
2195. **Kemp, E. H., N. P. Minton, and N. H. Mann.** 1987. Complete nucleotide sequence and deduced amino acid sequence of the M5 polypeptide gene of *Escherichia coli*. *Nucleic Acids Res.* **15**:3924.
2196. **Keng, T., T. A. Webster, R. T. Sauer, and P. Schimmel.** 1982. Gene for *Escherichia coli* glycyl-tRNA synthetase has tandem subunit coding regions in the same reading frame. *J. Biol. Chem.* **257**:12503–12508.
2197. **Kenri, T., F. Imamoto, and Y. Kano.** 1992. Construction and characterization of an *Escherichia coli* mutant deficient in the *metY* gene encoding tRNA^{Met}: either tRNA^{Met}₁ or tRNA^{Met}₂ is required for cell growth. *Gene* **114**:109–114.
2198. **Kenri, T., F. Imamoto, and Y. Kano.** 1994. Three tandemly repeated structural genes encoding tRNA^{Met}₁ in the *metZ* operon of *Escherichia coli* K-12. *Gene* **138**:261–262.
2199. **Kenri, T., K. Kohno, N. Goshima, F. Imamoto, and Y. Kano.** 1991. Construction and characterization of an *Escherichia coli* mutant with a deletion of the *metZ* gene encoding tRNA^{Met}₁. *Gene* **103**:31–36.
2200. **Kenyon, C. J., and G. C. Walker.** 1980. DNA-damaging agents stimulate gene expression at specific loci in *Escherichia coli*. *Proc. Natl. Acad. Sci. USA* **77**:2819–2823.
2201. **Kenyon, C. J., and G. C. Walker.** 1981. Expression of the *E. coli* *uvrA* gene is inducible. *Nature* **289**:808–810.
2202. **Kessler, D. P., and H. V. Rickenberg.** 1964. A new method for the selection of mutants of *Escherichia coli* forming β-galactosidase constitutively. *Biochim. Biophys. Acta* **90**:609–610.
2203. **Kessler, D. P., I. Leibrecht, and J. Knappe.** 1991. Pyruvate-formate-lyase-deactivase and acetyl-CoA reductase activities of *Escherichia coli* reside on a polymeric protein particle encoded by *adhE*. *FEBS Lett.* **281**:59–63.
2204. **Keyer, K., A. S. Gort, and J. A. Imlay.** 1995. Superoxide and the production of oxidative DNA damage. *J. Bacteriol.* **177**:6782–6790.
2205. **Keyhani, N. O., and S. Roseman.** 1997. Wild-type *Escherichia coli* grows on the chitin disaccharide, N,N'-diacetylchitobiose, by expressing the *cel* operon. *Proc. Natl. Acad. Sci. USA* **94**:14367–14371.
2206. **Khan, S., J. L. Spudich, J. A. McCray, and D. R. Trentham.** 1995. Chemotactic signal integration in bacteria. *Proc. Natl. Acad. Sci. USA* **92**:9757–9761.
2207. **Khatri, G. S., T. MacAllister, P. R. Sista, and D. Bastia.** 1989. The replication terminator protein of *E. coli* is a DNA sequence-specific contra-helicase. *Cell* **59**:667–674.
2208. **Khattar, M. O.** 1997. Overexpression of the *hslIVU* operon suppresses SOS-mediated inhibition of cell division in *Escherichia coli*. *FEBS Lett.* **414**:402–404.
2209. **Khattar, M. M., K. J. Begg, and W. D. Donachie.** 1994. Identification of FtsW and characterization of a new *ftsW* division mutant of *Escherichia coli*. *J. Bacteriol.* **176**:7140–7147.
2210. **Khattar, M. M., S. G. Addinall, K. H. Stedul, D. S. Boyle, J. Lutkenhaus, and W. D. Donachie.** 1997. Two polypeptide products of the *Escherichia coli* cell division gene *ftsW* and a possible role for FtsW in FtsZ function. *J. Bacteriol.* **179**:784–793.
2211. **Khodursky, A. B., E. L. Zechiedrich, and N. R. Cozzarelli.** 1995. Topoisomerase IV is a target of quinolones in *Escherichia coli*. *Proc. Natl. Acad. Sci. USA* **92**:11801–11805.
2212. **Kiino, D. R., G. J. Phillips, and T. J. Silhavy.** 1990. Increased expression of the bifunctional protein PrIF suppresses overproduction lethality associated with exported β-galactosidase hybrid proteins in *Escherichia coli*. *J. Bacteriol.* **172**:185–192.
2213. **Kiino, D. R., and L. B. Rothman-Denes.** 1989. Genetic analysis of bacteriophage N4 adsorption. *J. Bacteriol.* **171**:4595–4602.
2214. **Kiino, D. R., M. S. Singer, and L. B. Rothman-Denes.** 1993. Two overlapping genes encoding membrane proteins required for bacteriophage N4 adsorption. *J. Bacteriol.* **175**:7081–7085.
2215. **Kiino, D. R., R. Licudine, K. Wilt, D. H. Yang, and L. B. Rothman-Denes.** 1993. A cytoplasmic protein, NfrC, is required for bacteriophage N4 adsorption. *J. Bacteriol.* **175**:7074–7080.
2216. **Kikuchi, Y., E. L. Flamm, and R. Weisberg.** 1985. An *Escherichia coli* mutant unable to support site-specific recombination of bacteriophage λ. *J. Mol. Biol.* **183**:129–140.
2217. **Kikuchi, Y., H. Kojima, T. Tanaka, Y. Takatsuka, and Y. Kamio.** 1997. Characterization of a second lysine decarboxylase isolated from *Escherichia coli*. *J. Bacteriol.* **179**:4486–4492.
2218. **Kikuchi, Y., K. Yoda, M. Yamasaki, and G. Tamura.** 1981. The nucleotide sequence of the promoter and the amino-terminal region of alkaline phosphatase structural gene (*phoA*) of *Escherichia coli*. *Nucleic Acids Res.* **9**:5671–5678.
2219. **Killmann, H., R. Benz, and V. Braun.** 1993. Conversion of the FhuA transport protein into a diffusion channel through the outer membrane of *Escherichia coli*. *EMBO J.* **12**:3007–3016.
2220. **Killmann, H., and V. Braun.** 1992. An aspartate deletion mutation defines a binding site of the multifunctional FhuA outer membrane receptor of *Escherichia coli* K-12. *J. Bacteriol.* **174**:3479–3486.
2221. **Killmann, H., and V. Braun.** 1994. Energy-dependent receptor activities of *Escherichia coli* K-12: mutated TonB proteins alter FhuA receptor activities to phages T5, T1, phi80 and to colicin M. *FEMS Microbiol. Lett.* **119**:71–76.
2222. **Kilstrup, M., L. M. Meng, J. Neuhard, and P. Nygaard.** 1989. Genetic evidence for a repressor of synthesis of cytosine deaminase and purine biosynthesis enzymes in *Escherichia coli*. *J. Bacteriol.* **171**:2124–2127.
2223. **Kim, C., S. Song, and C. Park.** 1997. The D-allose operon of *Escherichia coli* K-12. *J. Bacteriol.* **179**:7631–7637.
2224. **Kim, D. R., and C. S. McHenry.** 1996. In vivo assembly of overproduced DNA polymerase III. Overproduction, purification, and characterization of the alpha, alpha-epsilon, and alpha-epsilon-theta subunits. *J. Biol. Chem.* **271**:20681–20689.
2225. **Kim, H. K., S. J. Kim, J. W. Lee, J. W. Lee, M. K. Cha, and I. H. Kim.** 1996. Identification of promoter in the 5'-flanking region of the *E. coli* thioredoxin-linked thiol peroxidase gene: evidence for the existence of oxygen-related transcriptional regulatory protein. *Biochem. Biophys. Res. Commun.* **221**:641–646.
2226. **Kim, I. V., Z. Veres, and T. C. Stadtman.** 1992. *Escherichia coli* mutant SELD enzymes. The cysteine 17 residue is essential for selenophosphate formation from ATP and selenide. *J. Biol. Chem.* **267**:19650–19654.
2227. **Kim, J., Y. Lee, C. Kim, and C. Park.** 1992. Involvement of SecB, a chaperone, in the export of ribose-binding protein. *J. Bacteriol.* **174**:5219–5227.
2228. **Kim, S., H. G. Dallmann, C. S. McHenry, and K. J. Marians.** 1996. tau

- couples the leading- and lagging-strand polymerases at the *Escherichia coli* DNA replication fork. *J. Biol. Chem.* **271**:21406–21412.
2229. Kim, S., H. G. Dallmann, C. S. McHenry, and K. J. Marians. 1996. tau protects beta in the leading-strand polymerase complex at the replication fork. *J. Biol. Chem.* **271**:4315–4318.
2230. Kim, S. K., K. Makino, M. Amemura, A. Nakata, and H. Shinagawa. 1995. Mutational analysis of the role of the first helix of region 4.2 of the sigma 70 subunit of *Escherichia coli* RNA polymerase in transcriptional activation by activator protein PhoB. *Mol. Gen. Genet.* **248**:1–8.
2231. Kim, S. K., K. Makino, M. Amemura, H. Shinagawa, and A. Nakata. 1993. Molecular analysis of the *phoH* gene, belonging to the phosphate regulon in *Escherichia coli*. *J. Bacteriol.* **175**:1316–1324.
2232. Kim, S. R., G. Maenhaut-Michel, M. Yamada, Y. Yamamoto, K. Matsui, T. Sofuni, T. Nohmi, and H. Ohmori. 1997. Multiple pathways for SOS-induced mutagenesis in *Escherichia coli*: an overexpression of *dinB/dinP* results in strongly enhancing mutagenesis in the absence of any exogenous treatment to damage DNA. *Proc. Natl. Acad. Sci. USA* **94**:13792–13797.
2233. Kimata, K., H. Takahashi, T. Inada, P. Postma, and H. Aiba. 1997. cAMP receptor protein-cAMP plays a crucial role in glucose-lactose diauxie by activating the major glucose transporter gene in *Escherichia coli*. *Proc. Natl. Acad. Sci. USA* **94**:12914–12919.
2234. Kimsey, H. H., M. D. Dagarag, and C. A. Kumamoto. 1995. Diverse effects of mutation on the activity of the *Escherichia coli* export chaperone SecB. *J. Biol. Chem.* **270**:22831–22835.
2235. Kimura, A., T. Miki, S. Hiraga, T. Nagata, and T. Yura. 1979. Conditionally lethal amber mutations in the *dnaA* region of the *Escherichia coli* chromosome that affect chromosome replication. *J. Bacteriol.* **140**:825–834.
2236. Kimura, M., and A. Ishihama. 1995. Functional map of the alpha subunit of *Escherichia coli* RNA polymerase: amino acid substitution within the amino-terminal assembly domain. *J. Mol. Biol.* **254**:342–349.
2237. Kinebuchi, T., H. Shindo, H. Nagai, N. Shimamoto, and M. Shimizu. 1997. Functional domains of *Escherichia coli* single-stranded DNA binding protein as assessed by analyses of the deletion mutants. *Biochemistry* **36**:6732–6738.
2238. King, G., and N. E. Murray. 1995. Restriction alleviation and modification enhancement by the Rac prophage of *Escherichia coli* K-12. *Mol. Microbiol.* **16**:769–777.
2239. King, S. C., S. R. Fleming, and C. Brechtel. 1995. Pyridine carboxylic acids as inhibitors and substrates of the *Escherichia coli* *gab* permease encoded by *gabP*. *J. Bacteriol.* **177**:5381–5382.
2240. Kinghorn, J. R., M. Schweizer, N. H. Giles, and S. R. Kushner. 1981. The cloning and analysis of the *aroD* gene of *E. coli* K-12. *Gene* **14**:73–80.
2241. Kirby, J. E., J. E. Trempy, and S. Gottesman. 1994. Excision of a P4-like cryptic prophage leads to Alp protease expression in *Escherichia coli*. *J. Bacteriol.* **176**:2068–2081.
2242. Kirby, T. W., B. R. Hindenach, and R. C. Greene. 1986. Regulation of in vivo transcription of the *Escherichia coli* K-12 *metJBLF* gene cluster. *J. Bacteriol.* **165**:671–677.
2243. Kishigami, S., E. Kanaya, M. Kikuchi, and K. Ito. 1995. DsbA-DsbB interaction through their active site cysteines. Evidence from an odd cysteine mutant of DsbA. *J. Biol. Chem.* **270**:17072–17074.
2244. Kitagawa, M., C. Wada, S. Yoshioka, and T. Yura. 1991. Expression of ClpB, an analog of the ATP-dependent protease regulatory subunit in *Escherichia coli*, is controlled by a heat shock σ factor (σ^{32}). *J. Bacteriol.* **173**:4247–4253.
2245. Kitagawa, Y., E. Akaboshi, H. Shinagawa, T. Horii, H. Ogawa, and T. Kato. 1985. Structural analysis of the *umu* operon required for inducible mutagenesis in *Escherichia coli*. *Proc. Natl. Acad. Sci. USA* **82**:4336–4340.
2246. Kitakawa, M., E. R. Dabbs, and K. Isono. 1979. Genes coding for ribosomal proteins S15, L21, and L27 map near *argG* in *Escherichia coli*. *J. Bacteriol.* **138**:832–838.
2247. Kitakawa, M., and K. Isono. 1982. An amber mutation in the gene *rpsA* for ribosomal protein S1 in *Escherichia coli*. *Mol. Gen. Genet.* **185**:445–447.
2248. Kitakawa, M., L. Blumenthal, and K. Isono. 1980. Isolation and characterization of specialized transducing λ phages carrying ribosomal protein genes of *Escherichia coli*. *Mol. Gen. Genet.* **180**:343–349.
2249. Klauck, E., J. Bohringer, and R. Hengge-Aronis. 1997. The LysR-like regulator LeuO in *Escherichia coli* is involved in the translational regulation of *rpoS* by affecting the expression of the small regulatory DsrA-RNA. *Mol. Microbiol.* **25**:559–569.
2250. Kleerebezem, M., and J. Tommassen. 1993. Expression of the *pspA* gene stimulates efficient protein export in *Escherichia coli*. *Mol. Microbiol.* **7**:947–956.
2251. Kleerebezem, M., M. Heutink, H. de Cock, and J. Tommassen. 1996. The *qmeA* (ts) mutation of *Escherichia coli* is localized in the *fabI* gene, which encodes enoyl-ACP reductase. *Res. Microbiol.* **147**:609–613.
2252. Kleerebezem, M., M. Heutink, and J. Tommassen. 1995. Characterization of an *Escherichia coli* *rotA* mutant, affected in periplasmic peptidyl-prolyl cis/trans isomerase. *Mol. Microbiol.* **18**:313–320.
2253. Kleerebezem, M., W. Crielaard, and J. Tommassen. 1996. Involvement of stress protein PspA (phage shock protein A) of *Escherichia coli* in maintenance of the protonmotive force under stress conditions. *EMBO J.* **15**:162–171.
2254. Klein, G., B. Henrich, and R. Plapp. 1986. Cloning and expression of the *pepD* gene of *Escherichia coli*. *J. Gen. Microbiol.* **132**:2337–2343.
2255. Klein, J. R., B. Henrich, and R. Plapp. 1991. Molecular analysis and nucleotide sequence of the *envCD* operon of *Escherichia coli*. *Mol. Gen. Genet.* **230**:230–240.
2256. Klein, J. R., and R. Plapp. 1992. Locations of the *envCD* genes on the physical map of the *Escherichia coli* chromosome. *J. Bacteriol.* **174**:3828–3829.
2257. Klein, M., G. A. Sprenger, and R. Freudl. 1996. Cloning, nucleotide sequence, and functional expression of the *Escherichia coli* enolase (*eno*) gene in a temperature-sensitive *eno* mutant strain. *DNA Sequence* **6**:351–355.
2258. Klein, W., R. Horlacher, and W. Boos. 1995. Molecular analysis of *treB* encoding the *Escherichia coli* enzyme II specific for trehalose. *J. Bacteriol.* **177**:4043–4052.
2259. Kleinstuber, S., and A. Quinones. 1995. Expression of the *dnaB* gene of *Escherichia coli* is inducible by replication-blocking DNA damage in a *recA*-independent manner. *Mol. Gen. Genet.* **248**:695–702.
2260. Klem, T. J., and V. J. Davisson. 1993. Imidazole glycerol phosphate synthase: the glutamine amidotransferase in histidine biosynthesis. *Biochemistry* **32**:5177–5186.
2261. Klemm, P. 1984. The *fimA* gene encoding the type 1 fimbrial subunit of *Escherichia coli*: nucleotide sequence and primary structure of the protein. *Eur. J. Biochem.* **143**:395–399.
2262. Klemm, P. 1986. Two regulatory *fim* genes, *fimB* and *fimE*, control the phase variation of type 1 fimbriae in *Escherichia coli*. *EMBO J.* **5**:1389–1393.
2263. Klemm, P. 1992. FimC, a chaperone-like periplasmic protein of *Escherichia coli*. *Res. Microbiol.* **143**:831–838.
2264. Klemm, P., B. J. Jorgensen, I. van Die, H. de Ree, and H. Bergmans. 1985. The *fim* genes responsible for synthesis of type 1 fimbriae in *Escherichia coli*, cloning and genetic organization. *Mol. Gen. Genet.* **199**:410–414.
2265. Klemm, P., and G. Christiansen. 1987. Three *fim* genes required for the regulation of length and mediation of adhesion of *Escherichia coli* type 1 fimbriae. *Mol. Gen. Genet.* **208**:439–445.
2266. Klemm, P., S. Tong, H. Nielsen, and T. Conway. 1996. The *gntP* gene of *Escherichia coli* involved in gluconate uptake. *J. Bacteriol.* **178**:61–67.
2267. Klena, J. D., and C. A. Schnaitman. 1993. Function of the *rfb* gene cluster and *rfe* gene in the synthesis of O antigen by *Shigella dysenteriae* 1. *Mol. Microbiol.* **9**:393–402.
2268. Klena, J. D., and C. A. Schnaitman. 1994. Genes for TDP-rhamnose synthesis affect the pattern of lipopolysaccharide heterogeneity in *Escherichia coli* K-12. *J. Bacteriol.* **176**:4003–4010.
2269. Klena, J. D., E. Pradel, and C. A. Schnaitman. 1992. Comparison of lipopolysaccharide biosynthesis genes *rfaK*, *rfaL*, *rfaY*, and *rfaZ* of *Escherichia coli* K-12 and *Salmonella typhimurium*. *J. Bacteriol.* **174**:4746–4752.
2270. Klena, J. D., E. Pradel, and C. A. Schnaitman. 1993. The *rfaS* gene, which is involved in production of a rough form of lipopolysaccharide core in *Escherichia coli* K-12, is not present in the *rfa* cluster of *Salmonella typhimurium* LT2. *J. Bacteriol.* **175**:1524–1527.
2271. Klena, J. D., R. S. Ashford, and C. A. Schnaitman. 1992. Role of *Escherichia coli* K-12 *rfa* genes and the *rfp* gene of *Shigella dysenteriae* 1 in generation of lipopolysaccharide core heterogeneity and attachment of O antigen. *J. Bacteriol.* **174**:7297–7307.
2272. Kline, B. C., T. Kogoma, J. E. Tam, and M. S. Shields. 1986. Requirement of the *Escherichia coli* *danA* gene product for plasmid F maintenance. *J. Bacteriol.* **168**:440–443.
2273. Kloser, A. W., M. W. Laird, and R. Misra. 1996. *asmB*, a suppressor locus for assembly-defective *OmpF* mutants of *Escherichia coli*, is allelic to *envA* (*lpxC*). *J. Bacteriol.* **178**:5138–5143.
2274. Klumpp, D. J., D. W. Plank, L. J. Bowdin, C. S. Stueland, T. Chung, and D. C. LaPorte. 1988. Nucleotide sequence of *aceK*, the gene encoding isocitrate dehydrogenase kinase/phosphatase. *J. Bacteriol.* **170**:2763–2769.
2275. Knott, V., D. J. G. Rees, Z. Cheng, and G. G. Brownlee. 1988. Randomly picked cosmid clones overlap the *pyrB* and *oriC* gap in the physical map of the *E. coli* chromosome. *Nucleic Acids Res.* **16**:2601–2612.
2276. Kobayashi, H., M. Yamamoto, and R. Aono. 1998. Appearance of a stress-response protein, phage-shock protein A, in *Escherichia coli* exposed to hydrophobic organic solvents. *Microbiology* **144**:353–359.
2277. Kobayashi, T., I. Kudo, H. Homma, K. Karasawa, K. Inoue, H. Ikeda, and S. Nojima. 1985. Gene organization of *pldA* and *pldB*, the structural genes for detergent-resistant phospholipase A and lysophospholipase L2 of *Escherichia coli*. *J. Biochem. (Tokyo)* **98**:1007–1016.
2278. Kobayashi, T., I. Kudo, K. Karasawa, H. Mizushima, K. Inoue, and S. Nojima. 1985. Nucleotide sequence of the *pldB* gene and characteristics of deduced amino acid sequence of lysophospholipase L2 in *Escherichia coli*. *J. Biochem. (Tokyo)* **98**:1017–1025.
2279. Kobayashi, T., M. Hidaka, and T. Horiuchi. 1989. Evidence of a *ter* specific binding protein essential for the termination reaction of DNA replication in *Escherichia coli*. *EMBO J.* **8**:2435–2441.

2280. Koch, J. P., J. Vandekerckhove, and R. Kahmann. 1988. *Escherichia coli* host factor for site-specific DNA inversion: cloning and characterization of the *fis* gene. Proc. Natl. Acad. Sci. USA **85**:4237-4241.
2281. Koch, W. H., D. G. Ennis, A. S. Levine, and R. Woodgate. 1992. *Escherichia coli* *umuDC* mutants: DNA sequence alterations and UmuD cleavage. Mol. Gen. Genet. **233**:443-448.
2282. Kocharyan, S. M., and M. A. Melkumyan. 1986. Genetic study of *Escherichia coli* K-12 mutants defective for structural and regulatory genes of second purine nucleoside phosphorylase. Sov. Genet. (Engl. Transl. Genetika) **22**:963-972.
2283. Kodaira, M., S. B. Biswas, and A. Kornberg. 1983. The *dnaX* gene encodes the DNA polymerase III holoenzyme T subunit, precursor of the γ subunit, the *dnaZ* gene product. Mol. Gen. Genet. **192**:80-86.
2284. Koffel-Schwartz, N., F. Coin, X. Veaute, and R. P. Fuchs. 1996. Cellular strategies for accommodating replication-hindering adducts in DNA: control by the SOS response in *Escherichia coli*. Proc. Natl. Acad. Sci. USA **93**:7805-7810.
2285. Kofoed, E. C., and J. S. Parkinson. 1991. Tandem translation starts in the *cheA* locus of *Escherichia coli*. J. Bacteriol. **173**:2116-2119.
2286. Kogoma, T. 1994. *Escherichia coli* RNA polymerase mutants that enhance or diminish the SOS response constitutively expressed in the absence of RNase H1 activity. J. Bacteriol. **176**:1521-1523.
2287. Kogoma, T., X. Hong, G. W. Cadwell, K. G. Barnard, and T. Asai. 1993. Requirement of homologous recombination functions for viability of the *Escherichia coli* cell that lacks RNase H1 and exonuclease V activities. Biochimie **75**:89-99.
2288. Koh, Y. S., J. Choih, J. H. Lee, and J. H. Roe. 1996. Regulation of the *ribA* gene encoding GTP cyclohydrolase II by the *soxRS* locus in *Escherichia coli*. Mol. Gen. Genet. **251**:591-598.
2289. Koh, Y.-S., and J.-H. Roe. 1995. Isolation of a novel paraquat-inducible (*pqi*) gene regulated by the *soxRS* locus in *Escherichia coli*. J. Bacteriol. **177**:2673-2678.
2290. Koh, Y. S., and J. H. Roe. 1996. Dual regulation of the paraquat-inducible gene *pqi-5* by SoxS and RpoS in *Escherichia coli*. Mol. Microbiol. **22**:53-61.
2291. Kohara, Y., K. Akiyama, and K. Isono. 1987. The physical map of the whole *E. coli* chromosome: application of a new strategy for rapid analysis and sorting of a large genomic library. Cell **50**:495-508.
2292. Kohno, K., M. Wada, Y. Kano, and F. Imamoto. 1990. Promoters and autogenous control of the *Escherichia coli* *hupA* and *hupB* genes. J. Mol. Biol. **213**:27-36.
2293. Kole, R., M. F. Baer, B. C. Stark, and S. Altman. 1980. *E. coli* RNAase P has a required RNA component in vivo. Cell **9**:881-887.
2294. Kolling, R., A. Gielow, W. Seufert, C. Kucherer, and W. Messer. 1988. AsnC, a multifunctional regulator of genes located around the replication origin of *Escherichia coli*. Mol. Gen. Genet. **212**:99-104.
2295. Kolling, R., and H. Lother. 1985. AsnC: an autogenously regulated activator of asparagine synthetase A transcription in *Escherichia coli*. J. Bacteriol. **164**:310-315.
2296. Kolmar, H., P. R. Waller, and R. T. Sauer. 1996. The DegP and DegQ periplasmic endoproteases of *Escherichia coli*: specificity for cleavage sites and substrate conformation. J. Bacteriol. **178**:5925-5929.
2297. Kolodner, R. D., R. A. Fishel, and M. Howard. 1985. Genetic recombination of bacterial plasmid DNA: effect of *recF* pathway mutations on plasmid recombination in *Escherichia coli*. J. Bacteriol. **163**:1060-1066.
2298. Kolodner, R. D., S. D. Hall, and C. Luisi-DeLuca. 1994. Homologous pairing proteins encoded by the *Escherichia coli* *recE* and *recT* genes. Mol. Microbiol. **11**:23-30.
2299. Kolodrubetz, D., and R. Schleif. 1981. L-Arabinose transport systems in *Escherichia coli* K-12. J. Bacteriol. **148**:472-479.
2300. Kolodrubetz, D., and R. Schleif. 1981. Regulation of the L-arabinose transport operons in *Escherichia coli*. J. Mol. Biol. **151**:215-227.
2301. Kolot, M., and E. Yagil. 1994. Position and direction of strand exchange in bacteriophage HK022 integration. Mol. Gen. Genet. **245**:623-627.
2302. Komano, T., R. Utsumi, and M. Kawamukai. 1991. Functional analysis of the *fic* gene involved in regulation of cell division. Res. Microbiol. **142**:269-277.
2303. Komatsu, Y., and K. Tanaka. 1972. A showdomycin-resistant mutant of *Escherichia coli* K-12 with altered nucleoside transport character. Biochim. Biophys. Acta **288**:390-403.
2304. Komeda, Y. 1982. Fusions of flagellar operons to lactose genes on a Mu *lac* bacteriophage. J. Bacteriol. **150**:16-26.
2305. Komeda, Y. 1986. Transcriptional control of flagellar genes in *Escherichia coli* K-12. J. Bacteriol. **168**:1315-1318.
2306. Komeda, Y., K. Kutsukake, and T. Iino. 1980. Definition of additional flagellar genes in *Escherichia coli* K-12. Genetics **94**:277-290.
2307. Komeda, Y., M. Silverman, and M. Simon. 1977. Genetic analysis of *Escherichia coli* K-12 region I flagellar mutants. J. Bacteriol. **131**:801-808.
2308. Komeda, Y., M. Silverman, and M. Simon. 1978. Identification of the structural gene for the hook subunit protein of *Escherichia coli* flagella. J. Bacteriol. **133**:364-371.
2309. Komeda, Y., M. Silverman, P. Matsumura, and M. Simon. 1978. Genes for the hook-basal body proteins of the flagellar apparatus in *Escherichia coli*. J. Bacteriol. **134**:655-667.
2310. Komine, Y., and H. Inokuchi. 1991. Physical map locations of the genes that encode small stable RNAs in *Escherichia coli*. J. Bacteriol. **173**:5252.
2311. Komine, Y., and H. Inokuchi. 1991. Precise mapping of the *mpb* gene encoding the RNA component of RNase P in *Escherichia coli* K-12. J. Bacteriol. **173**:1813-1816.
2312. Komine, Y., M. Kitabatake, and H. Inokuchi. 1996. 10Sa RNA is associated with 70S ribosome particles in *Escherichia coli*. J. Biochem. (Tokyo) **119**:463-467.
2313. Komine, Y., T. Adachi, K. Inokuchi, and H. Ozeki. 1990. Genomic organization and physical mapping of the transfer RNA genes in *Escherichia coli* K12. J. Mol. Biol. **212**:579-598.
2314. Konan, K. V., and C. Yanofsky. 1997. Regulation of the *Escherichia coli* *tna* operon: nascent leader peptide control at the *tnaC* stop codon. J. Bacteriol. **179**:1774-1779.
2315. Kondo, H., K. Shiratsuchi, T. Yoshimoto, T. Masuda, A. Kitazono, D. Tsuru, M. Anai, M. Sekiguchi, and T. Tanabe. 1991. Acetyl-CoA carboxylase from *Escherichia coli*: gene organization and nucleotide sequence of the biotin carboxylase subunit. Proc. Natl. Acad. Sci. USA **88**:9730-9733.
2316. Kondo, H., Y. Nakabeppu, H. Kataoka, S. Kuhara, S. Kawabata, and M. Sekiguchi. 1986. Structure and expression of the *alkB* gene of *Escherichia coli* related to the repair of alkylated DNA. J. Biol. Chem. **261**:15772-15777.
2317. Kondo, K., S. Wakabayashi, T. Yagi, and H. Kagamiyama. 1984. The complete amino acid sequence of aspartate aminotransferase from *Escherichia coli*: sequence comparison with pig isoenzymes. Biochem. Biophys. Res. Commun. **122**:62-67.
2318. Koonin, E. V. 1993. *Escherichia coli* *dinG* gene encodes a putative DNA helicase related to a group of eukaryotic helicases including Rad3 protein. Nucleic Acids Res. **21**:1497.
2319. Koonin, E. V., and K. E. Rudd. 1993. SpoU protein of *Escherichia coli* belongs to a new family of putative rRNA methylases. Nucleic Acids Res. **21**:5519.
2320. Koonin, E. V., and K. E. Rudd. 1996. Two domains of superfamily I helicases may exist as separate proteins. Protein Sci. **5**:178-180.
2321. Koop, A. H., M. Hartley, and S. Bourgeois. 1984. Analysis of the *cya* locus of *Escherichia coli*. Gene **28**:133-146.
2322. Korat, B., H. Mottl, and W. Keck. 1991. Penicillin-binding protein 4 of *Escherichia coli*: molecular cloning of the *dacB* gene, controlled overexpression, and alterations in murein composition. Mol. Microbiol. **5**:675-684.
2323. Kornberg, A. 1995. Inorganic polyphosphate: toward making a forgotten polymer unforgettable. J. Bacteriol. **177**:491-496.
2324. Kornberg, H. L., and C. M. Elvin. 1987. Location and function of *fruC*, a gene involved in the regulation of fructose utilization by *Escherichia coli*. J. Gen. Microbiol. **133**:341-346.
2325. Kornberg, H. L., and J. Smith. 1972. Genetic control of glucose uptake by *Escherichia coli*. FEBS Lett. **20**:270-272.
2326. Kornberg, H. L., and P. D. Watts. 1978. Roles of *crr*-gene products in regulating carbohydrate uptake by *Escherichia coli*. FEBS Lett. **89**:329-332.
2327. Kornitzer, D., D. Teff, S. Altuvia, and A. B. Oppenheim. 1991. Isolation, characterization, and sequence of an *Escherichia coli* heat shock gene, *hpxX*. J. Bacteriol. **173**:2944-2953.
2328. Kosiba, B. E., and R. Schleif. 1982. Arabinose-inducible promoter from *Escherichia coli*. Its cloning from chromosomal DNA, identification as the *araFG* promoter and sequence. J. Mol. Biol. **156**:53-66.
2329. Kosic, N., M. Sugai, C. K. Fan, and H. C. Wu. 1993. Processing of lipid-modified prolipoprotein requires energy and *sec* gene products in vivo. J. Bacteriol. **175**:6113-6117.
2330. Koster, W., and V. Braun. 1986. Iron hydroxamate transport of *Escherichia coli*: nucleotide sequence of the *fnuB* gene and identification of the protein. Mol. Gen. Genet. **204**:435-442.
2331. Kotval, J., A. Campbell, G. Konopa, and W. Szybalski. 1982. Leftward transcription in the *Escherichia coli* *bio* operon does not require products of the rightward transcript. Gene **17**:219-222.
2332. Koyama, Y., and H. Ohmori. 1996. Nucleotide sequence of the *Escherichia coli* *solA* gene encoding a sarcosine oxidase-like protein and characterization of its product. Gene **181**:179-183.
2333. Kozliak, E. I., M. B. Guilloton, M. Gerami-Nejad, J. A. Fuchs, and P. M. Anderson. 1994. Expression of proteins encoded by the *Escherichia coli* *cyn* operon: carbon dioxide-enhanced degradation of carbonic anhydrase. J. Bacteriol. **176**:5711-5717.
2334. Kraal, B., L. A. Zeef, J. R. Mesters, K. Boon, E. L. Vorstenbosch, L. Bosch, P. H. Anborgh, A. Parmeggiani, and R. Hilgenfeld. 1995. Antibiotic resistance mechanisms of mutant EF-Tu species in *Escherichia coli*. Biochem. Cell Biol. **73**:1167-1177.
2335. Kraft, R., and A. Leinwand. 1987. Sequence of the complete P protein gene and part of the M protein gene from the histidine transport operon of *Escherichia coli* compared to that of *Salmonella typhimurium*. Nucleic Acids Res. **15**:8568.

2336. Kraus, J., D. Soll, and K. B. Low. 1979. Glutamyl-gamma-methyl ester acts as a methionine analogue in *Escherichia coli*: analogue resistant mutants map at the *metJ* and *metK* loci. *Genet. Res.* **33**:49–55.
2337. Kren, B., D. Parsell, and J. A. Fuchs. 1988. Isolation and characterization of an *Escherichia coli* K-12 mutant deficient in glutaredoxin. *J. Bacteriol.* **170**:308–315.
2338. Kren, B., and J. A. Fuchs. 1987. Characterization of the *ftsB* gene as an allele of the *nrdB* gene in *Escherichia coli*. *J. Bacteriol.* **169**:14–18.
2339. Kreuzer, K. N., and N. R. Cozzarelli. 1979. *Escherichia coli* mutants thermosensitive for deoxyribonucleic acid gyrase subunit A: effects on deoxyribonucleic acid replication, transcription, and bacteriophage growth. *J. Bacteriol.* **140**:424–435.
2340. Krickler, M., and B. G. Hall. 1984. Directed evolution of cellobiose utilization in *Escherichia coli* K12. *Mol. Biol. Evol.* **1**:171–182.
2341. Krickler, M., and B. G. Hall. 1987. Biochemical genetics of the cryptic gene system for cellobiose utilization in *Escherichia coli* K12. *Genetics* **115**:419–429.
2342. Krikos, A., N. Mutoh, A. Boyd, and M. I. Simon. 1983. Sensory transducers of *E. coli* are composed of discrete structural and functional domains. *Cell* **33**:615–622.
2343. Krogfelt, K. A., H. Bermans, and P. Klemm. 1990. Direct evidence that the FimH protein is the mannose-specific adhesin of *Escherichia coli* type 1 fimbriae. *Infect. Immun.* **58**:1995–1998.
2344. Kroh, H. E., and L. D. Simon. 1990. The ClpP component of Clp protease is the σ^{32} -dependent heat shock protein F21.5. *J. Bacteriol.* **172**:6026–6034.
2345. Krone, F. A., G. Westphal, H. E. Meyer, and J. D. Schwenn. 1990. PAPS-reductase of *Escherichia coli*. Correlating the N-terminal amino acid sequence with the DNA of the gene *cysH*. *FEBS Lett.* **260**:6–9.
2346. Krone, F. A., G. Westphal, and J. D. Schwenn. 1991. Characterisation of the gene *cysH* and of its product phospho-adenylsulphate reductase from *Escherichia coli*. *Mol. Gen. Genet.* **225**:314–319.
2347. Krueger, J. H., J. R. Johnson, R. C. Greene, and M. Dresser. 1981. Structural studies of lambda transducing bacteriophage carrying bacterial deoxyribonucleic acid from the *metB1LF* region of the *Escherichia coli* chromosome. *J. Bacteriol.* **147**:612–621.
2348. Krueger, J. H., S. J. Elledge, and G. C. Walker. 1983. Isolation and characterization of Tn5 insertion mutations in the *lexA* gene of *Escherichia coli*. *J. Bacteriol.* **153**:1368–1378.
2349. Krueger, J. K., J. Stock, and C. E. Schutt. 1992. Evidence that the methyltransferase of bacterial chemotaxis may be a serine hydrolase. *Biochim. Biophys. Acta* **1119**:322–326.
2350. Kruger, T., C. Grund, C. Wild, and M. Noyer-Weidner. 1992. Characterization of the *mcrBC* region of *Escherichia coli* K-12 wild-type and mutant strains. *Gene* **114**:1–12.
2351. Kuchino, Y., F. Mori, and S. Nishimura. 1985. Structure and transcription of the tRNA^{Pro} gene from *Escherichia coli*. *Nucleic Acids Res.* **13**:3213–3220.
2352. Kudo, T., K. Nagai, and G. Tamura. 1977. Characteristics of a cold-sensitive chromosome segregation mutant of *Escherichia coli*. *Agric. Biol. Chem.* **41**:89–95.
2353. Kudo, T., K. Nagai, and G. Tamura. 1977. Genetic analysis of a cold-sensitive chromosome segregation mutant of *Escherichia coli*. *Agric. Biol. Chem.* **41**:607–608.
2354. Kuempel, P., A. Hogaard, M. Nielsen, O. Nagappan, and M. Tecklenburg. 1996. Use of a transposon (*Tndif*) to obtain suppressing and nonsuppressing insertions of the *dif* resolvase site of *Escherichia coli*. *Genes Dev.* **10**:1162–1171. (Comment.)
2355. Kuempel, P., A. J. Pelletier, and T. M. Hill. 1989. *tus* and the terminators: the arrest of replication in prokaryotes. *Cell* **59**:581–583.
2356. Kuempel, P., J. M. Henson, L. Dircks, M. L. Tecklenburg, and D. F. Lim. 1991. *dif*, a *recA*-independent recombination site in the terminus region of the chromosome of *Escherichia coli*. *New Biol.* **3**:799–811.
2357. Kuhn, J., and R. L. Somerville. 1971. Mutant strains of *Escherichia coli* K12 that can use D-amino acids. *Proc. Natl. Acad. Sci. USA* **68**:2484–2487.
2358. Kullik, I., J. Stevens, M. B. Toledano, and G. Storz. 1995. Mutational analysis of the redox-sensitive transcriptional regulator OxyR: regions important for DNA binding and multimerization. *J. Bacteriol.* **177**:1285–1291.
2359. Kullik, I., M. B. Toledano, L. A. Tartaglia, and G. Storz. 1995. Mutational analysis of the redox-sensitive transcriptional regulator OxyR: regions important for oxidation and transcriptional activation. *J. Bacteriol.* **177**:1275–1284.
2360. Kumagai, Y., J. I. Kato, K. Hoshino, T. Akasaka, K. Sato, and H. Ikeda. 1996. Quinolone-resistant mutants of *Escherichia coli* DNA topoisomerase IV *parC* gene. *Antimicrob. Agents Chemother.* **40**:710–714.
2361. Kumamoto, C. A. 1991. Molecular chaperone and protein translocation across the *Escherichia coli* inner membrane. *Mol. Microbiol.* **5**:19–22.
2362. Kumamoto, C. A., and J. R. Beckwith. 1983. Mutations in a new gene, *secB*, cause defective porin localization in *Escherichia coli*. *J. Bacteriol.* **154**:253–260.
2363. Kumamoto, C. A., and J. R. Beckwith. 1985. Evidence for specificity at an early step in protein export in *Escherichia coli*. *J. Bacteriol.* **163**:267–274.
2364. Kumar, A., C. E. Larsen, and J. Preiss. 1986. Biosynthesis of bacterial glycogen. Primary structure of *Escherichia coli* ADP-glucose: α -1,4-glucan, 4-glucosyltransferase as deduced from the nucleotide sequence of the *glgA* gene. *J. Biol. Chem.* **261**:16256–16259.
2365. Kumar, A., V. F. Maples, and W. S. Champney. 1976. Properties of adenyl cyclase and cyclic adenosine 3',5'-monophosphate receptor protein-deficient mutants of *Escherichia coli*. *J. Bacteriol.* **125**:545–555.
2366. Kumaresan, K. R., and R. Jayaraman. 1990. The *sir* locus of *Escherichia coli*: a gene involved in SOS-independent repair of mitomycin C-induced DNA damage. *Mutat. Res.* **235**:85–92.
2367. Kumari, S., R. Tishel, M. Eisenbach, and A. J. Wolfe. 1995. Cloning, characterization, and functional expression of *acs*, the gene which encodes acetyl coenzyme A synthetase in *Escherichia coli*. *J. Bacteriol.* **177**:2878–2886.
2368. Kumura, K., and M. Sekiguchi. 1984. Identification of the *uvrD* gene product of *Escherichia coli* as DNA helicase II and its induction by DNA-damaging agents. *J. Biol. Chem.* **259**:1560–1565.
2369. Kundu, T. K., S. Kusano, and A. Ishihama. 1997. Promoter selectivity of *Escherichia coli* RNA polymerase σ^F holoenzyme involved in transcription of flagellar and chemotaxis genes. *J. Bacteriol.* **179**:4264–4269.
2370. Kuo, S. C., and D. E. Koshland. 1986. Sequence of the *flaA* (*cheC*) locus of *Escherichia coli* and discovery of a new gene. *J. Bacteriol.* **166**:1007–1012.
2371. Kurahashi, K. 1957. Enzyme formation in galactose-negative mutants of *Escherichia coli*. *Science* **125**:114–116.
2372. Kuramitsu, S., K. Inoue, T. Ogawa, H. Ogawa, and H. Kagamiyama. 1985. Aromatic amino acid aminotransferase of *Escherichia coli*: nucleotide sequence of the *tyrB* gene. *Biochem. Biophys. Res. Commun.* **133**:134–139.
2373. Kuramitsu, S., S. Okuno, T. Ogawa, H. Ogawa, and H. Kagamiyama. 1985. Aspartate aminotransferase of *Escherichia coli*: nucleotide sequence of the *aspC* gene. *J. Biochem. (Tokyo)* **97**:1259–1262.
2374. Kuramitsu, S., T. Ogawa, H. Ogawa, and H. Kagamiyama. 1985. Branched chain amino acid aminotransferase of *Escherichia coli*: nucleotide sequence of the *ilvE* gene and the deduced amino acid sequence. *J. Biochem. (Tokyo)* **97**:993–999.
2375. Kurihara, T., and H. Nakamura. 1983. Cloning of the *nusA* gene of *Escherichia coli*. *Mol. Gen. Genet.* **190**:189–195.
2376. Kurose, N., K. Murata, and A. Kimura. 1985. An *Escherichia coli* mutant having altered D-xylose uptake activity and cloning of a gene for D-xylose uptake. *Agric. Biol. Chem.* **49**:2597–2603.
2377. Kurose, N., K. Murata, and A. Kimura. 1987. Cloning of the D-xylose uptake gene linked to the *xylA* gene in *Escherichia coli*. *Agric. Biol. Chem.* **51**:2575–2578.
2378. Kusano, K., N. Takahashi, H. Yoshikura, and I. Kobayashi. 1994. Involvement of RecE exonuclease and RecT annealing protein in DNA double-strand break repair by homologous recombination. *Gene* **138**:17–25.
2379. Kushi, M., M. Shimizu, and K. Tomita. 1987. Molecular cloning and sequence determination of the *tuf* gene coding for the elongation factor Tu of *Thermus thermophilus* HB8. *Eur. J. Biochem.* **170**:93–98.
2380. Kusser, W., and E. E. Ishiguro. 1987. Suppression of mutations conferring penicillin tolerance by interference with the stringent control mechanism of *Escherichia coli*. *J. Bacteriol.* **169**:4396–4398.
2381. Kusters, R., G. Lentzen, E. Eppens, A. van Geel, C. C. van der Weijden, W. Wintermeyer, and J. Luijck. 1995. The functioning of the SRP receptor FtsY in protein-targeting in *E. coli* is correlated with its ability to bind and hydrolyse GTP. *FEBS Lett.* **372**:253–258.
2382. Kuwajima, G., J.-I. Asaka, T. Fujiwara, K. Node, and E. Kondo. 1986. Nucleotide sequence of the *hag* gene encoding flagellin of *Escherichia coli*. *J. Bacteriol.* **168**:1479–1483.
2383. Kuwano, M., D. Schlessinger, G. Rinaldi, L. Felicetti, and G. P. Tocchini-Valentini. 1971. G factor mutants of *Escherichia coli*: map location and properties. *Biochem. Biophys. Res. Commun.* **42**:441–444.
2384. Kwon, O., D. K. Bhattacharyya, and R. Meganathan. 1996. Menaquinone (vitamin K₂) biosynthesis: overexpression, purification, and properties of *o*-succinylbenzoyl-coenzyme A synthetase from *Escherichia coli*. *J. Bacteriol.* **178**:6778–6781.
2385. La Teana, A., A. Brandi, M. Falconi, R. Spurio, C. L. Pon, and C. O. Gualerzi. 1991. Identification of a cold shock transcriptional enhancer of the *Escherichia coli* gene encoding nucleoid protein H-NS. *Proc. Natl. Acad. Sci. USA* **88**:10907–10911.
2386. Labie, C., F. Bouche, and J. P. Bouché. 1990. Minicell-forming mutants of *Escherichia coli*: suppression of both DicB- and MinD-dependent division inhibition by inactivation of the *minC* gene product. *J. Bacteriol.* **172**:5852–5855.
2387. Lacroix, J. M., I. Loubens, M. Tempete, B. Menichi, and J. P. Bohin. 1991. The *mdoA* locus of *Escherichia coli* consists of an operon under osmotic control. *Mol. Microbiol.* **5**:1745–1753.
2388. Lacroix, J. M., M. Tempete, B. Menichi, and J. P. Bohin. 1989. Molecular cloning and expression of a locus (*mdoA*) implicated in the biosynthesis of membrane-derived oligosaccharides in *Escherichia coli*. *Mol. Microbiol.* **3**:1173–1182.

2389. **Lahti, R., M. Perala, P. Heikinheimo, T. Pitkaranta, E. Kukko-Kalske, and J. Heinonen.** 1991. Characterization of the 5' flanking region of the *Escherichia coli* *ppa* gene encoding inorganic pyrophosphatase: mutations in the ribosome-binding site decrease the level of *ppa* mRNA. *J. Gen. Microbiol.* **137**:2517–2523.
2390. **Lahti, R., T. Pitkaranta, E. Valve, I. Ilta, E. Kukko-Kalske, and J. Heinonen.** 1988. Cloning and characterization of the gene encoding inorganic pyrophosphatase of *Escherichia coli* K-12. *J. Bacteriol.* **170**:5901–5907.
2391. **Laine, B., D. Kmiecik, P. Sautiere, G. Biserte, and M. Cohen-Solal.** 1980. Complete amino-acid sequences of DNA-binding proteins HU-1 and HU-2 from *Escherichia coli*. *Eur. J. Biochem.* **103**:447–461.
2392. **Laine, B., P. Sautiere, A. Spassky, and S. Rimsky.** 1984. A DNA-binding protein from *E. coli*: isolation, characterization and its relationship with proteins H1 and B1. *Biochem. Biophys. Res. Commun.* **119**:1147–1153.
2393. **Laine, P. S., and R. R. Meyer.** 1992. Interaction of the heat shock protein GroEL of *Escherichia coli* with single-stranded DNA-binding protein: suppression of *ssb-113* by *groEL46*. *J. Bacteriol.* **174**:3204–3211.
2394. **Laird, A. J., D. W. Ribbons, G. C. Woodrow, and I. G. Young.** 1980. Bacteriophage Mu-mediated gene transposition and in vitro cloning of the enterochelin gene cluster of *Escherichia coli*. *Gene* **11**:347–357.
2395. **Laird, A. J., and I. G. Young.** 1980. Tn5 mutagenesis of the enterochelin gene cluster of *Escherichia coli*. *Gene* **11**:359–366.
2396. **Lakshmi, T. M., and R. B. Helling.** 1976. Selection for citrate synthase deficiency in *icd* mutants of *Escherichia coli*. *J. Bacteriol.* **127**:76–83.
2397. **Lam, H. L., E. Tancula, W. B. Dempsey, and M. E. Winkler.** 1992. Suppression of insertions in the complex *pxdJ* operon of *Escherichia coli* K-12 by *lon* and other mutations. *J. Bacteriol.* **174**:1554–1567.
2398. **Lam, H. M., and M. E. Winkler.** 1992. Characterization of the complex *pxdH-tyrS* operon of *Escherichia coli* K-12 and pleiotropic phenotypes caused by *pxdH* insertion mutations. *J. Bacteriol.* **174**:6033–6045.
2399. **Lamark, T., I. Kaasen, M. W. Eshoo, P. Falkenberg, J. McDougall, and A. R. Strom.** 1991. DNA sequence and analysis of the *bet* genes encoding the osmoregulatory choline-glycine betaine pathway of *Escherichia coli*. *Mol. Microbiol.* **5**:1049–1064.
2400. **Lambalot, R. H., A. M. Gehring, R. S. Flugel, P. Zuber, M. LaCelle, M. A. Marahiel, R. Reid, C. Khosla, and C. T. Walsh.** 1996. A new enzyme superfamily—the phosphopantetheinyl transferases. *Chem. Biol.* **3**:923–936.
2401. **Lambalot, R. H., and C. T. Walsh.** 1995. Cloning, overproduction, and characterization of the *Escherichia coli* holo-acyl carrier protein synthase. *J. Biol. Chem.* **270**:24658–24661.
2402. **Lambden, P. R., and J. R. Guest.** 1976. A novel method for isolating chlorate-resistant mutants of *Escherichia coli* K12 by anaerobic selection on a lactate plus fumarate medium. *J. Gen. Microbiol.* **93**:173–176.
2403. **Lamblin, A. F., and J. A. Fuchs.** 1993. Expression and purification of the *cynR* regulatory gene product: CynR is a DNA-binding protein. *J. Bacteriol.* **175**:7990–7999.
2404. **Lamblin, A. F., and J. A. Fuchs.** 1994. Functional analysis of the *Escherichia coli* K-12 *cyn* operon transcriptional regulation. *J. Bacteriol.* **176**:6613–6622.
2405. **Lander, M., A. R. Pitt, P. R. Alefounder, C. Abell, and A. R. Battersby.** 1991. Studies on the mechanism of hydroxymethylbilane synthase concerning the role of arginine residues in substrate binding. *Biochem. J.* **275**:447–452.
2406. **Landick, R., and D. L. Oxender.** 1985. The complete nucleotide sequences of the *Escherichia coli* LIV-BP and LS-BP genes. *J. Biol. Chem.* **260**:8257–8261.
2407. **Landick, R., V. Vaughn, E. T. Lau, R. A. VanBogelen, J. Erickson, and F. C. Neidhardt.** 1984. Nucleotide sequence of the heat shock regulatory gene of *E. coli* suggests its protein products may be a transcription factor. *Cell* **38**:175–182.
2408. **Landini, P., L. I. Hajec, L. H. Nguyen, R. R. Burgess, and M. R. Volkert.** 1996. The leucine-responsive regulatory protein (Lrp) acts as a specific repressor for sigma s-dependent transcription of the *Escherichia coli* *aidB* gene. *Mol. Microbiol.* **20**:947–955.
2409. **Landini, P., L. I. Hajec, and M. R. Volkert.** 1994. Structure and transcriptional regulation of the *Escherichia coli* adaptive response gene *aidB*. *J. Bacteriol.* **176**:6583–6589.
2410. **Landini, P., and M. R. Volkert.** 1995. RNA polymerase alpha subunit binding site in positively controlled promoters: a new model for RNA polymerase-promoter interaction and transcriptional activation in the *Escherichia coli* *ada* and *aidB* genes. *EMBO J.* **14**:4329–4335.
2411. **Lange, R., D. Fischer, and R. Hengge-Aronis.** 1995. Identification of transcriptional start sites and the role of ppGpp in the expression of *rpoS*, the structural gene for the σ^S subunit of RNA polymerase in *Escherichia coli*. *J. Bacteriol.* **177**:4676–4680.
2412. **Lange, R., M. Barth, and R. Hengge-Aronis.** 1993. Complex transcriptional control of the σ^S -dependent stationary-phase-induced and osmotically regulated *osmY* (*csi-5*) gene suggests novel roles for Lrp, cyclic AMP (cAMP) receptor protein-cAMP complex, and integration host factor. *J. Bacteriol.* **175**:7910–7917.
2413. **Lange, R., and R. Hengge-Aronis.** 1991. Growth phase-regulated expression of *bolA* and morphology of stationary-phase *Escherichia coli* cells are controlled by the novel σ factor σ^S . *J. Bacteriol.* **173**:4474–4481.
- 2413a. **Lange, R., and R. Hengge-Aronis.** 1991. Identification of a central regulator of stationary-phase gene expression in *Escherichia coli*. *Mol. Microbiol.* **5**:49–59.
2414. **Lange, R., and R. Hengge-Aronis.** 1994. The *nlpD* gene is located in an operon with *rpoS* on the *Escherichia coli* chromosome and encodes a novel lipoprotein with a potential function in cell wall formation. *Mol. Microbiol.* **13**:733–743.
2415. **Langley, D., and J. R. Guest.** 1977. Biochemical studies of the alpha-keto acid dehydrogenase complexes of *Escherichia coli* K12: isolation and biochemical properties of deletion mutants. *J. Gen. Microbiol.* **99**:263–276.
2416. **Langley, D., and J. R. Guest.** 1978. Biochemical genetics of the alpha-keto acid dehydrogenase complexes of *Escherichia coli* K12: genetic characterization and regulatory properties of deletion mutants. *J. Gen. Microbiol.* **106**:103–117.
2417. **Langridge, J.** 1969. Mutations conferring quantitative and qualitative increases in β -galactosidase activity in *Escherichia coli*. *Mol. Gen. Genet.* **105**:74–83.
2418. **LaPorte, D. C., P. E. Thorsness, and D. E. Koshland.** 1985. Compensatory phosphorylation of isocitrate dehydrogenase. A mechanism for adaptation to the intracellular environment. *J. Biol. Chem.* **260**:10563–10568.
2419. **LaPorte, D. C., and T. Chung.** 1985. A single gene codes for the kinase and phosphatase which regulate isocitrate dehydrogenase. *J. Biol. Chem.* **260**:15291–15297.
2420. **LaRossa, R., G. Vogeli, K. B. Low, and D. Soll.** 1977. Regulation of biosynthesis of aminoacyl-tRNA synthetases and of tRNA in *Escherichia coli*. II. Isolation of regulatory mutants affecting leucyl-tRNA synthetase levels. *J. Mol. Biol.* **117**:1033–1048.
2421. **Larsen, B., N. M. Wills, R. F. Gesteland, and J. F. Atkins.** 1994. rRNA-mRNA base pairing stimulates a programmed -1 ribosomal frameshift. *J. Bacteriol.* **176**:6842–6851.
2422. **Larsen, J. E., B. Albrechtsen, and P. Valentin-Hansen.** 1987. Analysis of the terminator region after the *deoCABD* operon of *Escherichia coli* K-12 using a new class of single copy number operon-fusion vectors. *Nucleic Acids Res.* **15**:5125–5140.
2423. **Larsen, J. N., and K. F. Jensen.** 1985. Nucleotide sequence of the *pyrD* gene of *Escherichia coli* and characterization of the flavoprotein dihydroorotate dehydrogenase. *Eur. J. Biochem.* **151**:59–65.
2424. **Larson, T. J., G. Schumacher, and W. Boos.** 1982. Identification of the *glpT*-encoded *sn*-glycerol-3-phosphate permease of *Escherichia coli*, an oligomeric integral membrane protein. *J. Bacteriol.* **152**:1008–1021.
2425. **Larson, T. J., D. N. Ludtke, and R. M. Bell.** 1984. *sn*-Glycerol-3-phosphate auxotrophy of *plsB* strains of *Escherichia coli*: evidence that a second mutation, *plsX*, is required. *J. Bacteriol.* **160**:711–717.
2426. **Larson, T. J., M. Ehrmann, and W. Boos.** 1983. Periplasmic glycerophosphodiesterase of *Escherichia coli*, a new enzyme of the *glp* regulon. *J. Biol. Chem.* **258**:5424–5432.
2427. **Laskowska, E., A. Wawrzynow, and A. Taylor.** 1996. IbpA and IbpB, the new heat-shock proteins, bind to endogenous *Escherichia coli* proteins aggregated intracellularly by heat shock. *Biochimie* **78**:117–122.
2428. **Lathe, R., A. Bollen, and A. Herzog.** 1981. Revised location of the *Escherichia coli* gene coding for ribosomal protein S2. *Mol. Gen. Genet.* **182**:178–179.
2429. **Lathe, R., H. Buc, J.-P. Lecocq, and E. K. F. Bautz.** 1980. Prokaryotic histone-like protein interacting with RNA polymerase. *Proc. Natl. Acad. Sci. USA* **77**:3548–3552.
2430. **Lathrop, J. T., B. Y. Wei, G. A. Touchie, and R. J. Kadner.** 1995. Sequences of the *Escherichia coli* BtuB protein essential for its insertion and function in the outer membrane. *J. Bacteriol.* **177**:6810–6819.
2431. **Latil, M., M. Murgier, A. Lazdunski, and C. Lazdunski.** 1976. Isolating and genetic mapping of *Escherichia coli* aminopeptidase mutants. *Mol. Gen. Genet.* **148**:43–47.
2432. **Latil-Damotte, M., and C. Lares.** 1977. Relative order of *glg* mutations affecting glycogen biosynthesis in *Escherichia coli* K12. *Mol. Gen. Genet.* **150**:325–329.
2433. **Laursen, R. A., J. J. L'Italien, S. Nagarkatti, and D. L. Miller.** 1981. The amino acid sequence of elongation factor Tu of *Escherichia coli*. The complete sequence. *J. Biol. Chem.* **256**:8102–8109.
2434. **Laval, J.** 1996. Role of DNA repair enzymes in the cellular resistance to oxidative stress. *Pathol. Biol. (Paris)* **44**:14–24.
2435. **Lavina, M., A. P. Pugsley, and F. Moreno.** 1986. Identification, mapping, cloning, and characterization of a gene (*sbmA*) required for microcin B17 action on *Escherichia coli* K12. *J. Gen. Microbiol.* **132**:1685–1693.
2436. **Lawley, B., and J. Pittard.** 1994. Regulation of *aroL* expression by TyrR protein and Trp repressor in *Escherichia coli* K-12. *J. Bacteriol.* **176**:6921–6930.
2437. **Lawlis, V. B., M. S. Dennis, E. Y. Chen, D. H. Smith, and D. J. Henner.** 1984. Cloning and sequencing of the xylose isomerase and xylulose kinase genes of *Escherichia coli*. *Appl. Environ. Microbiol.* **47**:15–21.
2438. **Lawrence, J. G., H. Ochman, and D. L. Hartl.** 1991. Molecular and evo-

- lutionary relationships among enteric bacteria. *J. Gen. Microbiol.* **137**: 1911–1921.
2439. Lawrence, J. G., and J. R. Roth. 1995. The cobalamin (coenzyme B12) biosynthetic genes of *Escherichia coli*. *J. Bacteriol.* **177**:6371–6380.
2440. Lawrence, J. G., and J. R. Roth. 1996. Evolution of coenzyme B12 synthesis among enteric bacteria: evidence for loss and acquisition of a multigene complex. *Genetics* **142**:11–24.
2441. Lawther, R. P., B. Nichols, G. Zurawski, and G. W. Hatfield. 1979. The nucleotide sequence preceding and including the beginning of the *ihvE* gene of the *ihvGEDA* operon of *Escherichia coli*. *Nucleic Acids Res.* **7**:2289–2301.
2442. Lawther, R. P., D. H. Calhoun, C. W. Adams, C. A. Hauser, J. E. Gray, and G. W. Hatfield. 1981. Molecular basis of valine resistance in *Escherichia coli* K-12. *Proc. Natl. Acad. Sci. USA* **78**:922–925.
2443. Lawther, R. P., D. H. Calhoun, J. E. Gray, C. W. Adams, C. A. Hauser, and G. W. Hatfield. 1982. DNA sequence fine-structure analysis of *ihvG* (*IhVG*⁺) mutations of *Escherichia coli* K-12. *J. Bacteriol.* **149**:294–298.
2444. Lawther, R. P., and G. W. Hatfield. 1980. Multivalent translational control of transcription termination at attenuator of *ihvGEDA* operon of *Escherichia coli* K-12. *Proc. Natl. Acad. Sci. USA* **77**:1862–1866.
2445. Lawther, R. P., R. C. Wek, J. M. Lopes, R. Pereira, B. E. Taillon, and G. W. Hatfield. 1987. The complete nucleotide sequence of the *ihvGMEDA* operon of *Escherichia coli* K-12. *Nucleic Acids Res.* **15**:2137–2155.
2446. Lazar, S. W., and R. Kolter. 1996. SurA assists the folding of *Escherichia coli* outer membrane proteins. *J. Bacteriol.* **178**:1770–1773.
2447. Lazzaroni, J. C., N. Fognini-Lefebvre, and R. Portalier. 1986. Cloning of the *lkyB* (*tolB*) gene of *Escherichia coli* K12 and characterization of its product. *Mol. Gen. Genet.* **204**:285–288.
2448. Lazzaroni, J. C., N. Fognini-Lefebvre, and R. Portalier. 1989. Cloning of the *excC* and *excD* genes involved in the release of periplasmic proteins by *Escherichia coli* K12. *Mol. Gen. Genet.* **218**:460–464.
2449. Lazzaroni, J. C., and R. Portalier. 1981. Genetic and biochemical characterization of periplasmic-leaky mutants of *Escherichia coli* K-12. *J. Bacteriol.* **145**:1351–1358.
2450. Lazzaroni, J. C., and R. Portalier. 1992. The *excC* gene of *Escherichia coli* K-12 required for cell envelope integrity encodes the peptidoglycan-associated lipoprotein PAL. *Mol. Microbiol.* **6**:735–742.
2451. Leach, D. R. F., R. G. Lloyd, and A. F. Coulson. 1992. The SbcCD protein of *Escherichia coli* is related to two putative nucleases in the UvrA superfamily of nucleotide-binding proteins. *Genetica* **87**:95–100.
2452. Lebendiker, M., and S. Schuldiner. 1996. Identification of residues in the translocation pathway of EmrE, a multidrug antiporter from *Escherichia coli*. *J. Biol. Chem.* **271**:21193–21199.
2453. Lech, K. F., C. H. Lee, R. R. Isberg, and M. Syvanen. 1985. New gene in *Escherichia coli* K-12 (*drpA*): does its product play a role in RNA synthesis? *J. Bacteriol.* **162**:117–123.
2454. Lecker, S., R. Lill, T. Ziegelhoffer, C. Georgopoulos, P. J. Bassford, C. A. Kumamoto, and W. Wickner. 1989. Three pure chaperone proteins of *Escherichia coli*—SecB, trigger factor and GroEL—form soluble complexes with precursor proteins in vitro. *EMBO J.* **8**:2703–2709.
2455. Leclerc, G., C. Sirard, and G. R. Drapeau. 1989. The *Escherichia coli* cell division mutation *ftsMI* is in *serU*. *J. Bacteriol.* **171**:2090–2095.
2456. Lederberg, E. M. 1960. Genetic and functional aspects of galactose metabolism in *Escherichia coli* K-12. *Symp. Soc. Gen. Microbiol.* **10**:115–131.
2457. Lederberg, J. 1950. The selection of genetic recombinations with bacterial growth inhibitors. *J. Bacteriol.* **59**:211–215.
2458. Lee, C. A., and M. H. Saier. 1983. Mannitol-specific enzyme II of the bacterial phosphotransferase system. III. The nucleotide sequence of the permease gene. *J. Biol. Chem.* **258**:10761–10767.
2459. Lee, C. A., M. J. Fournier, and J. R. Beckwith. 1985. *Escherichia coli* 6S RNA is not essential for growth or protein secretion. *J. Bacteriol.* **161**: 1156–1161.
2460. Lee, C. C., Y. Kohara, K. Akiyama, C. L. Smith, W. J. Craig, and C. T. Caskey. 1988. Rapid and precise mapping of the *Escherichia coli* release factor genes by two physical approaches. *J. Bacteriol.* **170**:4537–4541.
2461. Lee, E. C., L. M. Hales, R. I. Gumpport, and J. F. Gardner. 1992. The isolation and characterization of mutants of the integration host factor (IHF) of *Escherichia coli* with altered, expanded DNA-binding specificities. *EMBO J.* **11**:305–313.
2462. Lee, E. H., H. Masai, G. C. Allen, Jr., and A. Kornberg. 1990. The *priA* gene encoding the primosomal replicative n' protein of *Escherichia coli*. *Proc. Natl. Acad. Sci. USA* **87**:4620–4624.
2463. Lee, J., M. Kashlev, S. Borukhov, and A. Goldfarb. 1991. A beta subunit mutation disrupting the catalytic function of *Escherichia coli* RNA polymerase. *Proc. Natl. Acad. Sci. USA* **88**:6018–6022.
2464. Lee, J. H., J. C. Wendt, and K. T. Shanmugam. 1990. Identification of a new gene, *molR*, essential for utilization of molybdate by *Escherichia coli*. *J. Bacteriol.* **172**:2079–2087.
2465. Lee, J. H., P. Patel, P. Sankar, and K. T. Shanmugam. 1985. Isolation and characterization of mutant strains of *Escherichia coli* altered in H2 metabolism. *J. Bacteriol.* **162**:344–352.
2466. Lee, J. S., G. An, J. D. Friesen, and K. Isono. 1981. Cloning and the nucleotide sequence of the genes for *Escherichia coli* ribosomal proteins L28 (*rpmB*) and L33 (*rpmG*). *Mol. Gen. Genet.* **184**:218–223.
2467. Lee, J. S., G. An, J. D. Friesen, and N. Fiil. 1981. Location of the *tufB* promoter of *E. coli*: cotranscription of *tufB* with four transfer RNA genes. *Cell* **25**:251–258.
2468. Lee, L. G., G. R. Jacobson, and M. H. Saier. 1981. Plasmid-directed synthesis of enzymes required for D-mannitol transport and utilization in *Escherichia coli*. *Proc. Natl. Acad. Sci. USA* **78**:7336–7340.
2469. Lee, N., W. Gielow, R. Martin, E. Hamilton, and A. Fowler. 1986. The organization of the *araBAD* operon of *Escherichia coli*. *Gene* **47**:231–244.
2470. Lee, N., W. Gielow, and R. G. Wallace. 1981. Mechanism of *araC* autoregulation and the domains of two overlapping promoters, Pc and Pbad, in the L-arabinose regulatory region of *Escherichia coli*. *Proc. Natl. Acad. Sci. USA* **78**:752–756.
2471. Lee, S. H., and J. R. Walker. 1987. *Escherichia coli* DnaX product, the tau subunit of DNA polymerase III, is a multifunctional protein with single-stranded DNA-dependent ATPase activity. *Proc. Natl. Acad. Sci. USA* **84**:2713–2717.
2472. Lee, S. H., P. Kanda, R. C. Kennedy, and J. R. Walker. 1987. Relation of the *Escherichia coli* *dnaX* gene to its two products, the τ and γ subunits of DNA polymerase III holoenzyme. *Nucleic Acids Res.* **15**:7663–7675.
2473. Lee, S. J., A. Xie, W. Jiang, J. P. Etcheagaray, P. G. Jones, and M. Inouye. 1994. Family of the major cold-shock protein CspA (CS7.4) of *Escherichia coli*, whose members show a high sequence similarity with the eukaryotic Y-box binding proteins. *Mol. Microbiol.* **11**:833–839.
2474. Lee, Y. S., H. Kim, and D. S. Hwang. 1996. Transcriptional activation of the *dnaA* gene encoding the initiator for *oriC* replication by IciA protein, an inhibitor of in vitro *oriC* replication in *Escherichia coli*. *Mol. Microbiol.* **19**:389–396.
2475. Legname, G., P. Buono, G. Fossati, N. Monzini, P. Mascagni, D. Modena, and F. Marcucci. 1996. Evidence for GroES acting as a transcriptional regulator. *Biochem. Biophys. Res. Commun.* **229**:412–418.
2476. Legrain, C., P. Halleux, V. Stalon, and N. Glansdorff. 1972. The dual genetic control of ornithine carbamoyltransferase in *Escherichia coli*. A case of bacterial hybrid enzymes. *Eur. J. Biochem.* **27**:93–102.
2477. Leifer, Z., R. Engel, and B. E. Tropp. 1977. Transport of 3,4-dihydroxybutyl-1-phosphate, an analogue of *sn*-glycerol 3-phosphate. *J. Bacteriol.* **130**:968–971.
2478. Leinfelder, W., E. Zehelein, M. A. Mandrand-Berthelot, and A. Bock. 1988. Gene for a novel tRNA species that accepts L-serine and cotranslationally inserts selenocysteine. *Nature* **331**:723–725.
2479. Leinfelder, W., K. Forchhammer, B. Veprek, E. Zehelein, and A. Bock. 1990. In vitro synthesis of selenocysteinyl-tRNA(UCA) from seryl-tRNA(UCA): involvement and characterization of the *selD* gene product. *Proc. Natl. Acad. Sci. USA* **87**:543–547.
2480. Leinfelder, W., K. Forchhammer, F. Zinoni, G. Sawers, M. A. Mandrand-Berthelot, and A. Bock. 1988. *Escherichia coli* genes whose products are involved in selenium metabolism. *J. Bacteriol.* **170**:540–546.
2481. Leisinger, T., D. Haas, and M. P. Hegarty. 1972. Indospicine as an arginine antagonist in *Escherichia coli* and *Pseudomonas aeruginosa*. *Biochim. Biophys. Acta* **262**:214–219.
2482. Lejeune, P., and A. Danchin. 1990. Mutations in the *bglyI* gene increase the frequency of spontaneous deletions in *Escherichia coli* K12. *Proc. Natl. Acad. Sci. USA* **87**:360–363.
2483. Lejeune, P., P. Bertin, C. Walon, K. Willemot, C. Colson, and A. Danchin. 1989. A locus involved in kanamycin, chloramphenicol and L-serine resistance is located in the *bglyI-galU* region of the *Escherichia coli* K12 chromosome. *Mol. Gen. Genet.* **218**:361–363.
2484. Lelivelt, M. J., and T. H. Kawula. 1995. Hsc66, an Hsp70 homolog in *Escherichia coli*, is induced by cold shock but not by heat shock. *J. Bacteriol.* **177**:4900–4907.
2485. Lemaire, H. G., and B. Muller-Hill. 1986. Nucleotide sequences of the *galE* gene and the *galT* gene of *E. coli*. *Nucleic Acids Res.* **14**:7705–7711.
2486. Lemire, B. D., J. J. Robinson, and J. H. Weiner. 1982. Identification of the membrane anchor polypeptides of *Escherichia coli* fumarate reductase. *J. Bacteriol.* **152**:1126–1131.
2487. Lemmon, R. D., J. J. Rowe, and G. Tritz. 1980. Isolation and characterization of mutants of *Escherichia coli* defective in pyridine nucleotide cycle enzymes. *Curr. Microbiol.* **4**:31–35.
2488. Lemoine, Y., A. Wach, and J. M. Jeltsch. 1996. To be free or not: the fate of pimelate in *Bacillus sphaericus* and in *Escherichia coli*. *Mol. Microbiol.* **19**:645–647.
2489. Lemotte, P. K., and G. C. Walker. 1985. Induction and autoregulation of *ada*, a positively acting element regulating the response of *Escherichia coli* K-12 to methylating agents. *J. Bacteriol.* **161**:888–895.
2490. Lengeler, J. W. 1977. Analysis of mutations affecting the dissimilation of galactitol (dulcitol) in *Escherichia coli* K12. *Mol. Gen. Genet.* **152**:83–91.
2491. Lengeler, J. W. 1980. Characterization of mutants of *Escherichia coli* K12, selected by resistance to streptomycin. *Mol. Gen. Genet.* **179**:49–54.
2492. Lengeler, J. W., and H. Steinberger. 1978. Analysis of the regulatory mechanisms controlling the synthesis of the hexitol transport systems in *Escherichia coli* K12. *Mol. Gen. Genet.* **164**:163–169.

2493. **Lennette, E. T., and D. Apirion.** 1971. Genetic analysis of an *Escherichia coli* syndrome. *J. Bacteriol.* **108**:1322-1328.
2494. **Lenny, A. B., and P. Margolin.** 1980. Locations of the *opp* and *supX* genes of *Salmonella typhimurium* and *Escherichia coli*. *J. Bacteriol.* **143**:747-752.
2495. **Leonardo, M. R., and D. P. Clark.** 1991. Locations of genes in the *nar*-*adhE* region of the *Escherichia coli* K-12 chromosome. *J. Bacteriol.* **173**:1574-1575.
2496. **Leonardo, M. R., P. R. Cunningham, and D. P. Clark.** 1993. Anaerobic regulation of the *adhE* gene, encoding the fermentative alcohol dehydrogenase of *Escherichia coli*. *J. Bacteriol.* **175**:870-878.
2497. **Leonardo, M. R., Y. Dailly, and D. P. Clark.** 1996. Role of NAD in regulating the *adhE* gene of *Escherichia coli*. *J. Bacteriol.* **178**:6013-6018.
2498. **Lerner, C. G., and M. Inouye.** 1991. Pleiotropic changes resulting from depletion of Era, an essential GTP-binding protein in *Escherichia coli*. *Mol. Microbiol.* **5**:951-957.
2499. **Lerner, T. J., and N. Zinder.** 1982. Another gene affecting sexual expression of *Escherichia coli*. *J. Bacteriol.* **150**:156-160.
2500. **Lesage, P., C. Chiaruttini, M. Graffe, J. Dondon, M. Milet, and M. Springer.** 1992. Messenger RNA secondary structure and translational coupling in the *Escherichia coli* operon encoding translation initiation factor IF3 and the ribosomal proteins, L35 and L20. *J. Mol. Biol.* **228**:366-386.
2501. **Lester, B., and D. M. Bonner.** 1957. Genetic control of raffinose utilization in *Escherichia coli*. *J. Bacteriol.* **73**:544-552.
2502. **Letain, T. E., and K. Postle.** 1997. TonB protein appears to transduce energy by shuttling between the cytoplasmic membrane and the outer membrane in *Escherichia coli*. *Mol. Microbiol.* **24**:271-283.
2503. **Leung, H. B., K. L. Kvalnes-Krick, S. L. Meyer, J. K. deRiel, and V. L. Schramm.** 1989. Structure and regulation of the AMP nucleosidase gene (*amn*) from *Escherichia coli*. *Biochemistry* **28**:8726-8733.
2504. **Leung, H. B., and V. L. Schramm.** 1984. The structural gene for AMP nucleosidase. Mapping, cloning and overproduction of the enzyme. *J. Biol. Chem.* **259**:6972-6978.
2505. **Levchenko, I., L. Luo, and T. A. Baker.** 1995. Disassembly of the Mu transposase tetramer by the ClpX chaperone. *Genes Dev.* **9**:2399-2408.
2506. **Levengood, S. K., and R. E. Webster.** 1989. Nucleotide sequences of the *tolA* and *tolB* genes and localization of their products, components of a multistep translocation system in *Escherichia coli*. *J. Bacteriol.* **171**:6600-6609.
2507. **Levengood, S. K., W. F. Beyer, and R. E. Webster.** 1991. TolA: a membrane protein involved in colicin uptake contains an extended helical region. *Proc. Natl. Acad. Sci. USA* **88**:5939-5943.
2508. **Leveque, F., M. Gazeau, S. Blanquet, and P. Plateau.** 1991. Control of *Escherichia coli* lysyl-tRNA synthetase expression by anaerobiosis. *J. Bacteriol.* **173**:7903-7910.
2509. **Leveque, F., S. Blanchin-Roland, G. Fayat, P. Plateau, and S. Blanquet.** 1990. Design and characterization of *Escherichia coli* mutants devoid of Ap4N-hydrolase activity. *J. Mol. Biol.* **212**:319-329.
2510. **Levin, H. L., and H. K. Schachman.** 1985. Regulation of aspartate transcarbamoylase synthesis in *Escherichia coli*: analysis of deletion mutations in the promoter region of the *pyrBI* operon. *Proc. Natl. Acad. Sci. USA* **82**:4643-4647.
2511. **Levine, C., and K. J. Marians.** 1998. Identification of *dnaX* as a high-copy suppressor of the conditional lethal and partition phenotypes of the *parE10* allele. *J. Bacteriol.* **180**:1232-1240.
2512. **LeVine, S. M., F. Ardeshir, and G. F.-L. Ames.** 1980. Isolation and characterization of acetate kinase and phosphotransacetylase mutants of *Escherichia coli* and *Salmonella typhimurium*. *J. Bacteriol.* **143**:1081-1085.
2513. **Levitz, R., A. Klar, N. Sar, and E. Yagil.** 1984. A new locus in the phosphate specific transport (PST) region of *Escherichia coli*. *Mol. Gen. Genet.* **197**:98-103.
2514. **Levitz, R., I. Friedberg, R. Brucker, A. Fux, and E. Yagil.** 1985. The effect of the locus *pstB* on phosphate binding in the phosphate specific transport (PST) system of *Escherichia coli*. *Mol. Gen. Genet.* **200**:118-122.
2515. **Levitz, R., R. Bittan, and E. Yagil.** 1981. Complementation tests between alkaline phosphatase-constitutive mutants (*phoS* and *phoT*) of *Escherichia coli*. *J. Bacteriol.* **145**:1432-1435.
2516. **Lewis, K.** 1994. Multidrug resistance pumps in bacteria: variations on a theme. *Trends Biochem. Sci.* **19**:119-123.
2517. **Lewis, L. A., K. B. Li, A. Gousse, F. Pereira, N. Pacheco, S. Pierre, P. Kodaman, and S. Lawson.** 1991. Genetic and molecular analysis of spontaneous respiratory deficient (*res*⁻) mutants of *Escherichia coli* K-12. *Microbiol. Immunol.* **35**:289-301.
2518. **Lewis, L. K., and D. W. Mount.** 1992. Interaction of LexA repressor with the asymmetric *dinG* operator and complete nucleotide sequence of the gene. *J. Bacteriol.* **174**:5110-5116.
2519. **Lewis, L. K., M. E. Jenkins, and D. W. Mount.** 1992. Isolation of DNA damage-inducible promoters in *Escherichia coli*: regulation of *polB* (*dinA*), *dinG*, and *dinH* by LexA repressor. *J. Bacteriol.* **174**:3377-3385.
2520. **Leyh, T. F., J. C. Taylor, and G. D. Markham.** 1988. The sulfate activation locus of *Escherichia coli* K12: cloning, genetic, and enzymatic characterization. *J. Biol. Chem.* **263**:2409-2416.
2521. **Leyh, T. S., T. F. Vogt, and Y. Suo.** 1992. The DNA sequence of the sulfate activation locus from *Escherichia coli* K-12. *J. Biol. Chem.* **267**:10405-10410.
2522. **Li, C., D. Peck, and A. E. Przybyla.** 1987. Cloning of the 3'-phosphoadenylyl sulfate reductase and sulfite reductase genes from *Escherichia coli* K-12. *Gene* **53**:227-234.
2523. **Li, C., J. K. Ichikawa, J. J. Ravetto, H. C. Kuo, J. A. Fuchs, J. C. Fu, and S. Clarke.** 1994. A new gene involved in stationary-phase survival located at 59 minutes on the *Escherichia coli* chromosome. *J. Bacteriol.* **176**:6015-6022.
2524. **Li, C., and S. Clarke.** 1992. A protein methyltransferase specific for altered aspartyl residues is important in *Escherichia coli* stationary-phase survival and heat-shock resistance. *Proc. Natl. Acad. Sci. USA* **89**:9885-9889.
2525. **Li, J., R. Horwitz, S. McCracken, and J. Greenblatt.** 1992. NusG, a new *Escherichia coli* elongation factor involved in transcriptional antitermination by the N protein of phage lambda. *J. Biol. Chem.* **267**:6012-6019.
2526. **Li, J., S. W. Mason, and J. Greenblatt.** 1993. Elongation factor NusG interacts with termination factor *rho* to regulate termination and antitermination of transcription. *Genes Dev.* **7**:161-172.
2527. **Li, J., and V. J. Stewart.** 1992. Localization of upstream sequence elements required for nitrate and anaerobic induction of *fdn* (formate dehydrogenase-N) operon expression in *Escherichia coli* K-12. *J. Bacteriol.* **174**:4935-4942.
2528. **Li, J. M., C. S. Russell, and S. D. Cosloy.** 1989. Cloning and structure of the *hemA* gene of *Escherichia coli* K-12. *Gene* **82**:209-217.
2529. **Li, J.-M., C. S. Russell, and S. D. Cosloy.** 1989. The structure of the *Escherichia coli* *hemB* gene. *Gene* **75**:177-184.
2530. **Li, J.-M., H. Umanoff, R. Proenca, C. S. Russell, and S. D. Cosloy.** 1988. Cloning of the *Escherichia coli* K-12 *hemB* gene. *J. Bacteriol.* **170**:1021-1025.
2531. **Li, Q. X., and W. Dowhan.** 1988. Structural characterization of *Escherichia coli* phosphatidylserine decarboxylase. *J. Biol. Chem.* **263**:11516-11522.
2532. **Li, S., and J. A. DeMoss.** 1987. Promoter region of the *nar* operon of *Escherichia coli*: nucleotide sequence and transcription initiation signals. *J. Bacteriol.* **169**:4614-4620.
2533. **Li, S., T. Rabi, and J. A. DeMoss.** 1985. Delineation of two distinct regulatory domains in the 5' region of the *nar* operon of *Escherichia coli*. *J. Bacteriol.* **164**:25-32.
2534. **Li, S.-J., C. O. Rock, and J. E. Cronan, Jr.** 1992. The *dedB* (*usg*) open reading frame of *Escherichia coli* encodes a subunit of acetyl-coenzyme A carboxylase. *J. Bacteriol.* **174**:5755-5757.
2535. **Li, S. J., and J. E. Cronan, Jr.** 1992. The gene encoding the biotin carboxylase subunit of *Escherichia coli* acetyl-CoA carboxylase. *J. Biol. Chem.* **267**:855-863.
2536. **Li, S. J., and J. E. Cronan, Jr.** 1992. The genes encoding the two carboxyltransferase subunits of *Escherichia coli* acetyl-CoA carboxylase. *J. Biol. Chem.* **267**:16841-16847.
2537. **Li, S.-J., and J. E. Cronan, Jr.** 1993. Growth rate regulation of *Escherichia coli* acetyl coenzyme A carboxylase, which catalyzes the first committed step of lipid biosynthesis. *J. Bacteriol.* **175**:332-340.
2538. **Li, X., L. Klindahl, and J. M. Zengel.** 1996. Ribosomal protein L4 from *Escherichia coli* utilizes nonidentical determinants for its structural and regulatory functions. *RNA* **2**:24-37.
2539. **Li, Z., and B. Dimple.** 1994. SoxS, an activator of superoxide stress genes in *Escherichia coli*. Purification and interaction with DNA. *J. Biol. Chem.* **269**:18371-18377.
2540. **Lieb, M.** 1991. Spontaneous mutation at a 5-methylcytosine hotspot is prevented by very short patch (VSP) mismatch repair. *Genetics* **128**:23-28.
2541. **Lieb, M., and S. Rehmat.** 1995. Very short patch repair of T:G mismatches in vivo: importance of context and accessory proteins. *J. Bacteriol.* **177**:660-666.
2542. **Liebke, H., C. A. Gross, W. Walter, and R. R. Burgess.** 1980. A new mutation, *rpoD800*, affecting the sigma subunit of *E. coli* RNA polymerase is allelic to two other sigma mutants. *Mol. Gen. Genet.* **177**:277-282.
2543. **Liebke, H., and G. F. Hatfull.** 1985. The sequence of the distal end of the *E. coli* ribosomal RNA *rmE* operon indicates conserved features are shared by *rm* operons. *Nucleic Acids Res.* **13**:5515-5525.
2544. **Lightner, V. A., R. M. Bell, and P. Modrich.** 1983. The DNA sequences encoding *plsB* and *dgk* loci of *Escherichia coli*. *J. Biol. Chem.* **258**:10856-10861.
2545. **Lightner, V. A., T. J. Larsen, P. Tailleux, G. D. Kantor, C. R. H. Raetz, R. M. Bell, and P. Modrich.** 1980. Membrane phospholipid synthesis in *Escherichia coli*. Cloning of a structural gene (*plsB*) of the *sn*-glycerol-3-phosphate acyltransferase. *J. Biol. Chem.* **255**:9413-9420.
2546. **Likhacheva, N. A., V. V. Samsonov, V. V. Samsonov, and S. P. Sineokiy.** 1996. Genetic control of the resistance to phage C1 of *Escherichia coli* K-12. *J. Bacteriol.* **178**:5309-5315.
2547. **Liljestrand-Golden, C. A., and J. R. Johnson.** 1984. Physical organization of the *metJB* component of the *Escherichia coli* K-12 *metJBLF* gene cluster. *J. Bacteriol.* **157**:413-419.
2548. **Liljestrom, P. L., and P. Liljestrom.** 1987. Nucleotide sequence of the

- melA* gene, coding for alpha-galactosidase in *Escherichia coli* K-12. *Nucleic Acids Res.* **15**:2213–2220.
2549. **Lilley, P. E., N. P. M. Stamford, S. G. Vasudevan, and N. E. Dixon.** 1993. The 92-min region of the *Escherichia coli* chromosome: location and cloning of the *ubiA* and *alr* genes. *Gene* **129**:9–16.
2550. **Lim, C. J., B. L. Haller, and J. A. Fuchs.** 1985. Thioredoxin is the bacterial protein encoded by *fip* that is required for filamentous bacteriophage f1 assembly. *J. Bacteriol.* **161**:799–802.
2551. **Lim, C. J., D. Geraghty, and J. A. Fuchs.** 1985. Cloning and nucleotide sequence of the *trxA* gene of *Escherichia coli* K-12. *J. Bacteriol.* **163**:311–316.
2552. **Lim, D., J. D. Oppenheim, T. Eckhardt, and W. K. Maas.** 1987. Nucleotide sequence of the *argR* gene of *Escherichia coli* K-12 and isolation of its product, the arginine repressor. *Proc. Natl. Acad. Sci. USA* **84**:6697–6701.
2553. **Lima, T. M., and D. Lim.** 1995. Isolation and characterization of host mutants defective in msDNA synthesis: role of ribonuclease H in msDNA synthesis. *Plasmid* **33**:235–238.
2554. **Lin, E. C. C., and S. Iuchi.** 1991. Regulation of gene expression in fermentative and respiratory systems in *Escherichia coli* and related bacteria. *Annu. Rev. Genet.* **25**:361–387.
2555. **Lin, R., B. Ernsting, I. N. Hirshfield, R. G. Matthews, F. C. Neidhardt, R. L. Clark, and E. B. Newman.** 1992. The *ltp* gene product regulates expression of *lysU* in *Escherichia coli* K-12. *J. Bacteriol.* **174**:2779–2784.
2556. **Lin, R.-J., and C. W. Hill.** 1983. Mapping the *xyl*, *mtl*, and *lct* loci in *Escherichia coli* K-12. *J. Bacteriol.* **156**:914–916.
2557. **Lin, R.-J., M. Capage, and C. W. Hill.** 1984. A repetitive DNA sequence, *rhs*, responsible for duplications within the *Escherichia coli* K-12 chromosome. *J. Mol. Biol.* **177**:1–18.
2558. **Lin, R. T., R. D'Ari, and E. B. Newman.** 1990. The leucine regulon of *Escherichia coli* K-12: a mutation in *rblA* alters expression of L-leucine-dependent metabolic operons. *J. Bacteriol.* **172**:4529–4535.
2559. **Lindahl, L., and J. M. Zengel.** 1979. Operon-specific regulation of ribosomal protein synthesis in *Escherichia coli*. *Proc. Natl. Acad. Sci. USA* **76**:6542–6546.
2560. **Lindquist, S., K. Weston-Hafer, H. Schmidt, C. Pul, G. Korfmann, J. Erickson, C. Sanders, H. H. Martin, and S. Normark.** 1993. AmpG, a signal transducer in chromosomal beta-lactamase induction. *Mol. Microbiol.* **9**:703–715.
2561. **Lindquist, S., M. Galleni, F. Lindberg, and S. Normark.** 1989. Signalling proteins in enterobacterial *ampC* beta-lactamase regulation. *Mol. Microbiol.* **3**:1091–1102.
2562. **Lindsey, D. F., C. Martinez, and J. R. Walker.** 1992. Physical map location of the *Escherichia coli* attachment site for the P22 prophage (*attP22*). *J. Bacteriol.* **174**:3834–3835.
2563. **Lindsey, D. F., D. A. Mullin, and J. R. Walker.** 1989. Characterization of the cryptic lambdoid prophage DLP12 of *Escherichia coli* and overlap of the DLP12 integrase gene with the tRNA gene *argU*. *J. Bacteriol.* **171**:6197–6205.
2564. **Lindstrom, P. H. R., D. Stuber, and G. R. Bjork.** 1985. Genetic organization and transcription from the gene (*trmA*) responsible for synthesis of tRNA (uracil-5)-methyltransferase by *Escherichia coli*. *J. Bacteriol.* **164**:1117–1123.
2565. **Link, C. D., and A. M. Reiner.** 1983. Genotypic exclusion: a novel relationship between the ribitol-arabitol and galactitol genes of *E. coli*. *Mol. Gen. Genet.* **189**:337–339.
2566. **Linn, T., and J. Greenblatt.** 1992. The NusA and NusG proteins of *Escherichia coli* increase the in vitro readthrough frequency of a transcriptional attenuator preceding the gene for the beta subunit of RNA polymerase. *J. Biol. Chem.* **267**:1449–1454.
2567. **Linn, T., M. Goman, and J. G. Scaife.** 1979. Lambda transducing bacteriophage carrying deletions of the *argCBH-rpoBC* region of the *Escherichia coli* chromosome. *J. Bacteriol.* **140**:479–489.
2568. **Liochev, S. L., and I. Fridovich.** 1992. Fumarase C, the stable fumarase of *Escherichia coli*, is controlled by the *soxRS* regulon. *Proc. Natl. Acad. Sci. USA* **89**:5892–5896.
2569. **Lipinska, B., J. King, D. Ang, and C. Georgopoulos.** 1988. Sequence analysis and transcriptional regulation of the *Escherichia coli* *grpE* gene, encoding a heat shock protein. *Nucleic Acids Res.* **16**:7545–7562.
2570. **Lipinska, B., M. Zylcz, and C. Georgopoulos.** 1990. The HtrA (DegP) protein, essential for *Escherichia coli* survival at high temperatures, is an endopeptidase. *J. Bacteriol.* **172**:1791–1797.
2571. **Lipinska, B., O. Fayet, L. Baird, and C. Georgopoulos.** 1989. Identification, characterization, and mapping of the *Escherichia coli* *htrA* gene, whose product is essential for bacterial growth only at elevated temperatures. *J. Bacteriol.* **171**:1574–1584.
2572. **Lipinska, B., S. Sharma, and C. Georgopoulos.** 1988. Sequence analysis and regulation of the *htrA* gene of *Escherichia coli*: a sigma 32-independent mechanism of heat-inducible transcription. *Nucleic Acids Res.* **16**:10053–10067.
2573. **Lipsett, M. N.** 1978. Enzymes producing 4-thiouridine in *Escherichia coli* tRNA: approximate chromosomal locations of the genes and enzyme activities in a 4-thiouridine-deficient mutant. *J. Bacteriol.* **135**:993–997.
2574. **Little, J. W.** 1979. Construction and characterization of a plasmid coding for a fragment of the *Escherichia coli* *recA* protein. *Mol. Gen. Genet.* **177**:13–22.
2575. **Little, J. W., D. W. Mount, and C. R. Yanisch-Perron.** 1981. Purified *lexA* protein is a repressor of the *recA* and *lexA* genes. *Proc. Natl. Acad. Sci. USA* **78**:4199–4203.
2576. **Little, R.** 1980. Isolation of recombinant plasmids and phage carrying the *lexA* gene of *Escherichia coli* K-12. *Gene* **10**:237–247.
2577. **Little, R., N. Fiil, and P. P. Dennis.** 1981. Transcription and post-transcriptional control of ribosomal protein and ribonucleic acid polymerase genes. *J. Bacteriol.* **147**:25–35.
2578. **Liu, J., and B. Magasanik.** 1993. The *glnB* region of the *Escherichia coli* chromosome. *J. Bacteriol.* **175**:7441–7449.
2579. **Liu, J., and C. T. Walsh.** 1990. Peptidyl-prolyl cis-trans isomerase from *Escherichia coli*: a periplasmic homolog of cyclophilin that is not inhibited by cyclosporin A. *Proc. Natl. Acad. Sci. USA* **87**:4028–4032.
2580. **Liu, J., D. M. Burns, and I. R. Beacham.** 1986. Isolation and sequence analysis of the gene (*cpdB*) encoding periplasmic 2'3'-cyclic phosphodiesterase. *J. Bacteriol.* **165**:1002–1010.
2581. **Liu, J., K. Duncan, and C. T. Walsh.** 1989. Nucleotide sequence of a cluster of *Escherichia coli* enterobactin biosynthesis genes: identification of *entA* and purification of its product 2,3-dihydro-2,3-dihydroxybenzoate dehydrogenase. *J. Bacteriol.* **171**:791–798.
2582. **Liu, J., N. Quinn, G. A. Berchtold, and C. T. Walsh.** 1990. Overexpression, purification, and characterization of isochorismate synthase (EntC), the first enzyme involved in the biosynthesis of enterobactin from chorismate. *Biochemistry* **29**:1417–1425.
2583. **Liu, J. D., and J. S. Parkinson.** 1989. Genetics and sequence analysis of the *pcbB* locus, an *Escherichia coli* gene involved in plasmid copy number control. *J. Bacteriol.* **171**:1254–1261.
2584. **Liu, L., T. Yoshimura, K. Endo, K. Kishimoto, Y. Fuchikami, J. M. Manning, N. Esaki, and K. Soda.** 1998. Compensation for D-glutamate auxotrophy of *Escherichia coli* WM335 by D-amino acid aminotransferase gene and regulation of *murI* expression. *Biosci. Biotechnol. Biochem.* **62**:193–195.
2585. **Liu, L., W. Whalen, A. Das, and C. M. Berg.** 1987. Rapid sequencing of cloned DNA using a transposon for bidirectional priming: sequence of the *Escherichia coli* K-12 *avtA* gene. *Nucleic Acids Res.* **15**:9461–9469.
- 2585a. **Liu, M. Y., G. Gui, B. Wei, J. F. Preston III, L. Oakford, U. Yuksel, D. P. Giedroc, and T. Romeo.** 1997. The RNA molecule CsrB binds to the global regulatory protein CsrA and antagonizes its activity in *Escherichia coli*. *J. Biol. Chem.* **272**:17502–17510.
2586. **Liu, M. Y., H. Yang, and T. Romeo.** 1995. The product of the pleiotropic *Escherichia coli* gene *csrA* modulates glycogen biosynthesis via effects on mRNA stability. *J. Bacteriol.* **177**:2663–2672.
2587. **Liu, S. K., J. N. Tseng, D. Shiuian, and P. C. Hanawalt.** 1997. Preferential mutagenesis of *lacZ* integrated at unique sites in the *Escherichia coli* chromosome. *Mol. Gen. Genet.* **255**:449–459.
2588. **Liu, X., and J. A. DeMoss.** 1997. Characterization of NarJ, a system-specific chaperone required for nitrate reductase biogenesis in *Escherichia coli*. *J. Biol. Chem.* **272**:24266–24271.
2589. **Liu, X., N. Fujita, A. Ishihama, and P. Matsumura.** 1995. The C-terminal region of the α subunit of *Escherichia coli* RNA polymerase is required for transcriptional activation of the flagellar level II operons by the FlhD/FlhC complex. *J. Bacteriol.* **177**:5186–5188.
2590. **Liu, X., and P. Matsumura.** 1994. The FlhD/FlhC complex, a transcriptional activator of the *Escherichia coli* flagellar class II operons. *J. Bacteriol.* **176**:7345–7351.
2591. **Liu, X., and P. Matsumura.** 1995. An alternative sigma factor controls transcription of flagellar class-III operons in *Escherichia coli*: gene sequence, overproduction, purification and characterization. *Gene* **164**:81–84.
2592. **Liveris, D., R. A. Klotsky, and I. Schwartz.** 1991. Growth rate regulation of translation initiation factor IF3 biosynthesis in *Escherichia coli*. *J. Bacteriol.* **173**:3888–3893.
2593. **Lloyd, R. G.** 1991. Conjugational recombination in resolvase-deficient *ruvC* mutants of *Escherichia coli* K-12 depends on *recG*. *J. Bacteriol.* **173**:5414–5418.
2594. **Lloyd, R. G.** 1991. Linkage distortion following conjugational transfer of *sbcC⁺* to *recBC sbcBC* strains of *Escherichia coli*. *J. Bacteriol.* **173**:5694–5698.
2595. **Lloyd, R. G., and C. Buckman.** 1985. Identification and genetic analysis of *sbcC* mutations in commonly used *recBC sbcBC* strains of *Escherichia coli* K-12. *J. Bacteriol.* **164**:836–844.
2596. **Lloyd, R. G., and C. Buckman.** 1991. Genetic analysis of the *recG* locus of *Escherichia coli* K-12 and of its role in recombination and DNA repair. *J. Bacteriol.* **173**:1004–1011.
2597. **Lloyd, R. G., and G. J. Sharples.** 1991. Molecular organization and nucleotide sequence of the *recG* locus of *Escherichia coli* K-12. *J. Bacteriol.* **173**:6837–6843.
2598. **Lloyd, R. G., and G. J. Sharples.** 1993. Dissociation of synthetic Holliday junctions by *E. coli* RecG protein. *EMBO J.* **12**:17–22.

2599. Lloyd, R. G., and G. J. Sharples. 1993. Processing of recombination intermediates by the RecG and RuvAB proteins of *Escherichia coli*. *Nucleic Acids Res.* **21**:1719–1725.
2600. Lloyd, R. G., S. M. Pickles, and C. Prescott. 1983. Inducible expression of a gene specific to the *recF* pathway for recombination in *Escherichia coli* K12. *Mol. Gen. Genet.* **190**:162–167.
2601. Lloyd, S. A., H. Tang, X. Wang, S. Billings, and D. F. Blair. 1996. Torque generation in the flagellar motor of *Escherichia coli*: evidence of a direct role for FlIG but not for FlIM or FlIN. *J. Bacteriol.* **178**:223–231.
2602. Lo, T. C. Y., and B. D. Sanwal. 1975. Genetic analysis of mutants of *Escherichia coli* defective in dicarboxylate transport. *Mol. Gen. Genet.* **140**:303–307.
2603. Lobner-Olesen, A., and E. Boye. 1992. Different effects of *mioC* transcription on initiation of chromosomal and minichromosomal replication in *Escherichia coli*. *Nucleic Acids Res.* **20**:3029–3036.
2604. Lobner-Olesen, A., E. Boye, and M. G. Marinus. 1992. Expression of the *Escherichia coli dam* gene. *Mol. Microbiol.* **6**:1841–1851.
2605. Lobner-Olesen, A., and M. G. Marinus. 1992. Identification of the gene (*aroK*) encoding shikimic acid kinase I of *Escherichia coli*. *J. Bacteriol.* **174**:525–529.
2606. Lobner-Olesen, A., T. Atlung, and K. V. Rasmussen. 1987. Stability and replication control of *Escherichia coli* minichromosomes. *J. Bacteriol.* **169**:2835–2842.
2607. Lobočka, M., J. Hennig, J. R. Wild, and T. Klopotoski. 1994. Organization and expression of the *Escherichia coli* K-12 *dad* operon encoding the smaller subunit of D-amino acid dehydrogenase and the catabolic alanine racemase. *J. Bacteriol.* **176**:1500–1510.
2608. Loenen, W. A. M., A. S. Daniel, H. D. Braymer, and N. E. Murray. 1987. Organization and sequence of the *hsd* genes of *Escherichia coli* K-12. *J. Mol. Biol.* **198**:159–170.
2609. Loewen, P. C. 1984. Isolation of catalase-deficient *Escherichia coli* mutants and genetic mapping of *katE*, a locus that affects catalase activity. *J. Bacteriol.* **157**:622–626.
2610. Loewen, P. C., and B. L. Triggs-Raine. 1984. Genetic mapping of *katF*, a locus that with *katE* affects the synthesis of a second catalase species in *Escherichia coli*. *J. Bacteriol.* **160**:668–675.
2611. Loewen, P. C., B. L. Triggs-Raine, C. S. George, and B. E. Hrabarchuk. 1985. Genetic mapping of *katG*, a locus that affects synthesis of the bifunctional catalase-peroxidase hydroperoxidase I in *Escherichia coli*. *J. Bacteriol.* **162**:661–667.
2612. Loferer, H., M. Hammar, and S. Normark. 1997. Availability of the fibre subunit CsgA and the nucleator protein CsgB during assembly of fibronectin-binding curli is limited by the intracellular concentration of the novel lipoprotein CsgG. *Mol. Microbiol.* **26**:11–23.
2613. Lohman, T. M., and K. P. Bjornson. 1996. Mechanisms of helicase-catalyzed DNA unwinding. *Annu. Rev. Biochem.* **65**:169–214.
2614. Lohmeier, E., D. S. Hagen, P. Dickie, and J. H. Weiner. 1981. Cloning and expression of the fumarate reductase gene of *Escherichia coli*. *Can. J. Biochem.* **59**:158–164.
2615. Lois, L. M., N. Campos, S. R. Putra, K. Danielsen, M. Rohmer, and A. Boronat. 1998. Cloning and characterization of a gene from *Escherichia coli* encoding a transketolase-like enzyme that catalyzes the synthesis of D-1-deoxyxylulose 5-phosphate, a common precursor for isoprenoid, thiamin, and pyridoxol biosynthesis. *Proc. Natl. Acad. Sci. USA* **95**:2105–2110.
2616. Lomax, M. S., and G. R. Greenberg. 1968. Characteristics of the *deo* operon: role in thymine utilization and sensitivity to deoxyribonucleosides. *J. Bacteriol.* **96**:501–514.
2617. Lombardo, M. J., C. G. Miller, and K. E. Rudd. 1993. Physical mapping of the *Escherichia coli pepT* and *potABCD* genes. *J. Bacteriol.* **175**:7745–7746.
2618. Lommatzsch, J., M. F. Templin, A. R. Kraft, W. Vollmer, and J. V. Holtje. 1997. Outer membrane localization of murein hydrolases: MltA, a third lipoprotein lytic transglycosylase in *Escherichia coli*. *J. Bacteriol.* **179**:5465–5470.
2619. Lomovskaya, O., F. Kawai, and A. Matin. 1996. Differential regulation of the *mbc* and *emr* operons of *Escherichia coli*: role of *mbc* in multidrug resistance. *Antimicrob. Agents Chemother.* **40**:1050–1052.
2620. Lomovskaya, O. L., J. P. Kidwell, and A. Matin. 1994. Characterization of the σ^{38} -dependent expression of a core *Escherichia coli* starvation gene, *pexB*. *J. Bacteriol.* **176**:3928–3935.
2621. Lomovskaya, O. L., and K. Lewis. 1992. *Emr*, an *Escherichia coli* locus for multidrug resistance. *Proc. Natl. Acad. Sci. USA* **89**:8938–8942.
2622. Lomovskaya, O. L., K. Lewis, and A. Matin. 1995. EmrR is a negative regulator of the *Escherichia coli* multidrug resistance pump EmrAB. *J. Bacteriol.* **177**:2328–2334.
2623. Lonetto, M., M. Gribskov, and C. A. Gross. 1992. The σ^{70} family: sequence conservation and evolutionary relationships. *J. Bacteriol.* **174**:3843–3849.
2624. Long, W. S., C. L. Slayman, and K. B. Low. 1978. Production of giant cells of *Escherichia coli*. *J. Bacteriol.* **133**:995–1007.
2625. Loomis, W. F., and B. Magasanik. 1965. Genetic control of catabolite repression of the *lac* operon in *Escherichia coli*. *Biochem. Biophys. Res. Commun.* **20**:230–234.
2626. Loomis, W. F., and B. Magasanik. 1967. The catabolite repression gene of the *lac* operon in *Escherichia coli*. *J. Mol. Biol.* **23**:487–494.
2627. Lopata, M., D. Schlieper, B. von Wilcken-Bergmann, and B. Muller-Hill. 1997. A lethal mutant of the catabolite gene activator protein CAP of *Escherichia coli*. *Biol. Chem.* **378**:1153–1162.
2628. Lopes, J. M., and R. P. Lawther. 1986. Analysis and comparison of the internal promoter, pE, of the *ilvGMEDA* operon from *Escherichia coli* K-12 and *Salmonella typhimurium*. *Nucleic Acids Res.* **14**:2779–2798.
2629. Lopez, J., and R. E. Webster. 1985. *fipB* and *fipC*: two bacterial loci required for morphogenesis of the filamentous bacteriophage ϕ 1. *J. Bacteriol.* **163**:900–905.
2630. Lopilato, J., J. L. Garwin, S. D. Emr, T. J. Silhavy, and J. R. Beckwith. 1984. D-Ribose metabolism in *Escherichia coli* K-12: genetics, regulation, and transport. *J. Bacteriol.* **158**:665–673.
2631. Lopilato, J., S. Bortner, and J. R. Beckwith. 1986. Mutations in a new chromosomal gene of *Escherichia coli* K-12, *pcnB*, reduce plasmid copy number of pBR322 and its derivatives. *Mol. Gen. Genet.* **205**:285–290.
2632. Lorence, M. C., S. D. Maika, and C. S. Rupert. 1990. Physical analysis of *phr* gene transcription in *Escherichia coli* K-12. *J. Bacteriol.* **172**:6551–6556.
2633. Lorenz, E., and G. V. Stauffer. 1996. MetR-mediated repression of the *glyA* gene in *Escherichia coli*. *FEMS Microbiol. Lett.* **144**:229–233.
2634. Lorowitz, W., and D. P. Clark. 1982. Mutants of *Escherichia coli* with a temperature-sensitive alcohol dehydrogenase. *J. Bacteriol.* **152**:935–938.
2635. Lother, H., and W. Messer. 1981. Promoters in the *E. coli* replication origin. *Nature* **294**:376–378.
2636. Loubens, I., L. Debarbieux, A. Bohin, J. M. Lacroix, and J. P. Bohin. 1993. Homology between a genetic locus (*mdoA*) involved in the osmoregulated biosynthesis of periplasmic glucans in *Escherichia coli* and a genetic locus (*hrpM*) controlling pathogenicity of *Pseudomonas syringae*. *Mol. Microbiol.* **10**:329–340.
2637. Loudon, J. A., and R. E. Loughlin. 1992. Mutagenesis and regulation of the *cysJ* promoter of *Escherichia coli* K-12. *Gene* **122**:17–25.
2638. Lovett, S. T., and A. J. Clark. 1984. Genetic analysis of the *recJ* gene of *Escherichia coli* K-12. *J. Bacteriol.* **157**:190–196.
2639. Lovett, S. T., and A. J. Clark. 1985. Cloning of the *Escherichia coli recJ* chromosomal region and identification of its encoded proteins. *J. Bacteriol.* **162**:280–285.
2640. Lovett, S. T., and R. D. Kolodner. 1989. Identification and purification of a single-stranded-DNA-specific exonuclease encoded by the *recJ* gene of *Escherichia coli*. *Proc. Natl. Acad. Sci. USA* **86**:2627–2631.
2641. Lovett, S. T., and R. D. Kolodner. 1991. Nucleotide sequence of the *Escherichia coli recJ* chromosomal region and construction of RecJ-overexpression plasmids. *J. Bacteriol.* **173**:353–364.
2642. Lovett, S. T., and V. A. Sutura. 1995. Suppression of *recJ* exonuclease mutants of *Escherichia coli* by alterations in DNA helicases II (*uvrD*) and IV (*helD*). *Genetics* **140**:27–45.
2643. Low, B. 1973. Restoration by the *rac* locus of recombinant forming ability in *recB*⁻ and *recC*⁻ merozygotes of *Escherichia coli* K-12. *Mol. Gen. Genet.* **122**:119–130.
2644. Lozoya, E., R. Sanchez-Pescador, A. Covarrubias, I. Vichido, and F. Bolivar. 1980. Tight linkage of genes that encode the two glutamate synthase subunits of *Escherichia coli* K-12. *J. Bacteriol.* **144**:616–621.
2645. Lu, A. L., D. S. Yuen, and J. Cillo. 1996. Catalytic mechanism and DNA substrate recognition of *Escherichia coli* MutY protein. *J. Biol. Chem.* **271**:24138–24143.
2646. Lu, M., J. L. Campbell, E. Boye, and N. Kleckner. 1994. SeqA: a negative modulator of replication initiation in *E. coli*. *Cell* **77**:413–426.
2647. Lu, M., and N. Kleckner. 1994. Molecular cloning and characterization of the *pgm* gene encoding phosphoglucomutase of *Escherichia coli*. *J. Bacteriol.* **176**:5847–5851.
2648. Lu, M.-F., and H. E. Umbarger. 1987. Effects of deletion and insertion mutations in the *ilvM* gene of *Escherichia coli*. *J. Bacteriol.* **169**:600–604.
2649. Lu, Q., X. Zhang, N. Almaula, C. K. Mathews, and M. Inouye. 1995. The gene for nucleoside diphosphate kinase functions as a mutator gene in *Escherichia coli*. *J. Mol. Biol.* **254**:337–341.
2650. Lu, Z., and E. C. C. Lin. 1989. The nucleotide sequence of *Escherichia coli* genes for L-fucose dissimilation. *Nucleic Acids Res.* **17**:4883–4884.
2651. Lucht, J. M., W. Boos, and E. Bremer. 1992. Alignment of genes from the 9-minute region (*araJ* to *tsx*) of the *Escherichia coli* K-12 linkage map to the physical map. *J. Bacteriol.* **174**:1709–1710.
2652. Luckey, M., and J. B. Neilands. 1976. Iron transport in *Salmonella typhimurium* LT-2: prevention, by ferrichrome, of adsorption of bacteriophages ES18 and ES18.h1 to a common cell envelope receptor. *J. Bacteriol.* **127**:1036–1037.
2653. Luckey, M., J. R. Pollack, R. Wayne, B. N. Ames, and J. B. Neilands. 1972. Iron uptake in *Salmonella typhimurium*: utilization of exogenous siderochromes as iron carriers. *J. Bacteriol.* **111**:731–738.
2654. Ludtke, D. N., H. D. Bernstein, E. Hamilton, and A. Torriani. 1984. Identification of the *phoM* gene product and its regulation in *Escherichia coli* K-12. *J. Bacteriol.* **159**:19–25.
2655. Lugtenberg, E. J. J., H. J. W. Wijsman, and D. van Zaane. 1973. Properties

- of a D-glutamic acid-requiring mutant of *Escherichia coli*. J. Bacteriol. **114**:499–506.
2656. Luirink, J., C. M. ten Hagen-Jongman, C. C. van der Weijden, B. Oudega, S. High, B. Dobberstein, and R. Kusters. 1994. An alternative protein targeting pathway in *Escherichia coli*: studies on the role of FtsY. EMBO J. **13**:2289–2296.
2657. Luisi-DeLuca, C. 1995. Homologous pairing of single-stranded DNA and superhelical double-stranded DNA catalyzed by RecO protein from *Escherichia coli*. J. Bacteriol. **177**:566–572.
2658. Lukomski, S., R. Hull, and S. I. Hull. 1996. Identification of the O antigen polymerase (*rfc*) gene in *Escherichia coli* O4 by insertional mutagenesis using a nonpolar chloramphenicol resistance cassette. J. Bacteriol. **178**:240–247.
2659. Lum, D., and B. J. Wallace. 1995. Sequence and characterization of three genes of a glutamate-aspartate binding protein-dependent transport system of *Escherichia coli* K12. GenBank submission U10981.
2660. Lum, D., C. J. Lee, and B. J. Wallace. 1993. Location of the *glpP* gene on the physical map of *Escherichia coli* K-12. J. Bacteriol. **175**:5735.
2661. Lundberg, L. G., H. O. Karlstrom, and P. O. Nyman. 1983. Isolation and characterization of the *dut* gene of *Escherichia coli*. II. Restriction enzyme mapping and analysis of polypeptide products. Gene **22**:127–131.
2662. Lundberg, L. G., H.-O. Thoresson, H. O. Karlstrom, and P. O. Nyman. 1983. Nucleotide sequence of the structural gene for dUTPase of *Escherichia coli* K-12. EMBO J. **2**:967–971.
2663. Lundberg, U., and S. Altman. 1995. Processing of the precursor to the catalytic RNA subunit of RNase P from *Escherichia coli*. RNA **1**:327–334.
2664. Lundegaard, C., and K. F. Jensen. 1994. The DNA damage-inducible *dinD* gene of *Escherichia coli* is equivalent to *orfY* upstream of *pyrE*. J. Bacteriol. **176**:3383–3385.
2665. Lundrigan, M., and C. F. Earhart. 1981. Reduction in three iron-regulated outer membrane proteins and protein a by the *Escherichia coli* K-12 *perA* mutation. J. Bacteriol. **146**:804–807.
2666. Lundrigan, M. D., and C. F. Earhart. 1984. Gene *envY* of *Escherichia coli* K-12 affects thermoregulation of major porin expression. J. Bacteriol. **157**:262–268.
2667. Lundrigan, M. D., L. C. DeVeaux, B. J. Mann, and R. J. Kadner. 1987. Separate regulatory systems for the repression of *metE* and *btuB* by vitamin B12 in *Escherichia coli*. Mol. Gen. Genet. **206**:401–407.
2668. Lundrigan, M. D., M. J. Friedrich, and R. J. Kadner. 1989. Nucleotide sequence of the *Escherichia coli* porin thermoregulatory gene *envY*. Nucleic Acids Res. **17**:800.
2669. Lundrigan, M. D., and R. J. Kadner. 1986. Nucleotide sequence of the gene for the ferrienterochelin receptor *fepA* in *Escherichia coli*: homology among outer membrane receptors which interact with TonB. J. Biol. Chem. **261**:10797–10801.
2670. Lupo, M., and Y. S. Halpern. 1970. Gene controlling L-glutamic acid decarboxylase synthesis in *Escherichia coli* K-12. J. Bacteriol. **103**:382–386.
2671. Lupski, J. R., A. A. Ruiz, and G. N. Godson. 1984. Promotion, termination and anti-termination of the *rpsU-dnaG-rpoD* macromolecular synthesis operon of *E. coli* K-12. Mol. Gen. Genet. **195**:391–401.
2672. Lupski, J. R., B. L. Smiley, F. R. Blattner, and G. N. Godson. 1982. Cloning and characterization of the *Escherichia coli* chromosomal region surrounding the *dnaG* gene, with a correlated physical and genetic map of *dnaG* generated via transposon Tn5 mutagenesis. Mol. Gen. Genet. **185**:120–128.
2673. Lupski, J. R., B. L. Smiley, and G. N. Godson. 1983. Regulation of the *rpsU-dnaG-rpoD* macromolecular synthesis operon and the initiation of DNA replication in *Escherichia coli* K-12. Mol. Gen. Genet. **189**:48–57.
2674. Lutkenhaus, J. 1990. Regulation of cell division in *E. coli*. Trends Genet. **154**:1339–1346.
2675. Lutkenhaus, J., H. Wolf-Watz, W. D. Donachie. 1980. Organization of genes in the *ftsA-envA* region of the *Escherichia coli* genetic map and identification of a new *fts* locus (*ftsA*). J. Bacteriol. **142**:615–620.
2676. Lutkenhaus, J., and H. C. Wu. 1980. Determination of transcriptional units and gene products from the *ftsA* region of *Escherichia coli*. J. Bacteriol. **143**:1281–1288.
2677. Lutkenhaus, J. F. 1983. Coupling of DNA replication and cell division: *sulB* is an allele of *ftsZ*. J. Bacteriol. **154**:1339–1346.
2678. Lutz, S., A. Jacobi, V. Schlenz, R. Bohm, G. Sawers, and A. Bock. 1991. Molecular characterization of an operon (*hyp*) necessary for the activity of the three hydrogenase isoenzymes in *Escherichia coli*. Mol. Microbiol. **5**:123–135.
2679. Lux, R., K. Jahreis, K. Bettenbrock, J. S. Parkinson, and J. W. Lengeler. 1995. Coupling the phosphotransferase system and the methyl-accepting chemotaxis protein-dependent chemotaxis signaling pathways of *Escherichia coli*. Proc. Natl. Acad. Sci. USA **92**:11583–11587.
2680. Lynch, A. S., and J. C. Wang. 1993. Anchoring of DNA to the bacterial cytoplasmic membrane through cotranscriptional synthesis of polypeptides encoding membrane proteins or proteins for export: a mechanism of plasmid hypernegative supercoiling in mutants deficient in DNA topoisomerase I. J. Bacteriol. **175**:1645–1655.
2681. Lyngstadaas, A., A. Lobner-Olesen, and E. Boye. 1995. Characterization of three genes in the *dam*-containing operon of *Escherichia coli*. Mol. Gen. Genet. **247**:546–554.
2682. Lynn, S. P., C. E. Bauer, K. E. Chapman, and J. F. Gardner. 1985. Identification and characterization of mutants affecting transcription termination at the threonine operon attenuator. J. Mol. Biol. **183**:529–541.
2683. Ma, C., and C. S. Rupert. 1995. Promoters of the *phr* gene in *Escherichia coli* K-12. Mol. Gen. Genet. **248**:52–58.
2684. Ma, D., D. N. Cook, M. Alberti, N. G. Pon, H. Nikaido, and J. E. Hearst. 1993. Molecular cloning and characterization of *acrA* and *acrE* genes of *Escherichia coli*. J. Bacteriol. **175**:6299–6313.
2685. Ma, D., D. N. Cook, M. Alberti, N. G. Pon, H. Nikaido, and J. E. Hearst. 1995. Genes *acrA* and *acrB* encode a stress-induced efflux system of *Escherichia coli*. Mol. Microbiol. **16**:45–55.
2686. Ma, D., M. Alberti, C. Lynch, H. Nikaido, and J. E. Hearst. 1996. The local repressor AcrR plays a modulating role in the regulation of *acrAB* genes of *Escherichia coli* by global stress signals. Mol. Microbiol. **19**:101–112.
2687. Ma, J., A. Katsonouri, and R. B. Gennis. 1997. Subunit II of the cytochrome bo3 ubiquinol oxidase from *Escherichia coli* is a lipoprotein. Biochemistry **36**:11298–11303.
2688. Ma, J.-C., A. J. Newman, and R. S. Hayward. 1981. Internal promoters of the *rpoBC* operon of *Escherichia coli*. Mol. Gen. Genet. **184**:548–550.
2689. Ma, X., D. W. Ehrhardt, and W. Margolin. 1996. Colocalization of cell division proteins FtsZ and FtsA to cytoskeletal structures in living *Escherichia coli* cells by using green fluorescent protein. Proc. Natl. Acad. Sci. USA **93**:12998–13003.
2690. Maas, W. K. 1961. Repression of arginine formation. Cold Spring Harbor Symp. Quant. Biol. **26**:183–190.
2691. Maas, W. K. 1965. Genetic defect affecting an arginine permease and repression of arginine synthesis in *E. coli*. Fed. Proc. **24**:1239–1242.
- 2691a. Maas, W. K. 1972. Mapping of genes involved in the synthesis of spermidine in *Escherichia coli*. Mol. Gen. Genet. **119**:1–9.
2692. Mabuchi, K., H. Kanazawa, T. Kayano, and M. Futai. 1981. Nucleotide sequence of the gene coding for the δ subunit of proton-translocating ATPase of *Escherichia coli*. Biochem. Biophys. Res. Commun. **102**:172–179. (Erratum, **104**:354, 1982.)
2693. MacDonald, H., and J. A. Cole. 1985. Molecular cloning and functional analysis of the *cysG* and *nirB* genes of *Escherichia coli* K12, two closely-linked genes required for NADH-dependent nitrite reductase activity. Mol. Gen. Genet. **200**:328–334.
2694. MacDonald, H., N. R. Pope, and J. A. Cole. 1985. Isolation, characterization and complementation analysis of *nirB* mutants of *Escherichia coli* deficient only in NADH-dependent nitrite reductase activity. J. Gen. Microbiol. **131**:2771–2782.
2695. Macfarlane, J., and M. Muller. 1995. The functional integration of a polytopic membrane protein of *Escherichia coli* is dependent on the bacterial signal-recognition particle. Eur. J. Biochem. **233**:766–771.
2696. Macinga, D. R., G. M. Cook, R. K. Poole, and P. N. Rather. 1998. Identification and characterization of *uarF*, a locus required for production of ubiquinone in *Providencia stuartii* and *Escherichia coli* and for expression of 2'-N-acetyltransferase in *P. stuartii*. J. Bacteriol. **180**:128–135.
2697. Macintyre, G., K. M. Doiron, and C. G. Cupples. 1997. The Vsr endonuclease of *Escherichia coli*: an efficient DNA repair enzyme and a potent mutagen. J. Bacteriol. **179**:6048–6052.
2698. Mackay, W. J., S. Han, and L. D. Samson. 1994. DNA alkylation repair limits spontaneous base substitution mutations in *Escherichia coli*. J. Bacteriol. **176**:3224–3230.
2699. Mackie, G. A. 1980. Cloning of fragments of λ *dapB2* DNA and identification of the *dapB* gene product. J. Biol. Chem. **255**:8928–8935.
2700. Mackie, G. A. 1981. Nucleotide sequence of the gene for ribosomal protein S20 and its flanking regions. J. Biol. Chem. **256**:8177–8182.
2701. Mackie, G. A. 1986. Structure of the DNA distal to the gene for ribosomal protein S20 in *Escherichia coli* K12: presence of a strong terminator and an IS1 element. Nucleic Acids Res. **14**:6965–6981.
2702. Mackie, G. A. 1991. Specific endonucleolytic cleavage of the mRNA for ribosomal protein S20 of *Escherichia coli* requires the product of the *ams* gene in vivo and in vitro. J. Bacteriol. **173**:2488–2497.
2703. MacLean, M. J., L. S. Ness, G. P. Ferguson, and I. R. Booth. 1998. The role of glyoxalase I in detoxification of methylglyoxal and in the activation of the KefB K⁺ efflux system in *Escherichia coli*. Mol. Microbiol. **27**:563–571.
2704. Macnab, R. M. 1992. Genetics and biogenesis of bacterial flagella. Annu. Rev. Genet. **26**:131–158.
2705. MacNeil, D. 1981. General method, using Mu-Mudl dilysogens, to determine the direction of transcription of and generate deletions in the *glnA* region of *Escherichia coli*. J. Bacteriol. **146**:260–268.
2706. MacNeil, T., D. MacNeil, and B. Tyler. 1982. Fine-structure deletion map and complementation analysis of the *glnA-glnL-glnG* region in *Escherichia coli*. J. Bacteriol. **150**:1302–1313.
2707. MacNeil, T., G. P. Roberts, D. MacNeil, and B. Tyler. 1982. The products of *glnL* and *glnG* are bifunctional regulatory proteins. Mol. Gen. Genet. **188**:325–333.
2708. MacPherson, A. J. S., M. C. Jones-Mortimer, and P. J. F. Henderson.

1981. Identification of the AraE transport protein of *Escherichia coli*. *Biochem. J.* **196**:269–283.
2709. Madiraju, M. V., A. Templin, and A. J. Clark. 1988. Properties of a mutant *recA*-encoded protein reveal a possible role for *Escherichia coli recF*-encoded protein in genetic recombination. *Proc. Natl. Acad. Sci. USA* **85**:6592–6596.
2710. Magasanik, B. 1989. Regulation of transcription of the *glnALG* operon of *Escherichia coli* by protein phosphorylation. *Biochimie* **71**:1005–1012.
2711. Magee, T. R., and T. Kogoma. 1990. Requirement of RecBC enzyme and an elevated level of activated RecA for induced stable DNA replication in *Escherichia coli*. *J. Bacteriol.* **172**:1834–1839.
2712. Magnuson, K., S. Jackowski, C. O. Rock, and J. E. Cronan, Jr. 1993. Regulation of fatty acid biosynthesis in *Escherichia coli*. *Microbiol. Rev.* **57**:522–542.
2713. Magnuson, K., W. Oh, T. J. Larson, and J. E. Cronan, Jr. 1992. Cloning and nucleotide sequence of the *fabD* gene encoding malonyl coenzyme A-acyl carrier protein transacylase of *Escherichia coli*. *FEBS Lett.* **299**:262–266.
2714. Magota, K., N. Otsuji, T. Miki, T. Horiuchi, S. Tsunasawa, J. Kondo, F. Sakiyama, M. Amemura, H. Shinagawa, and A. Nakata. 1984. Nucleotide sequence of the *phoS* gene, the structural gene for the phosphate-binding protein of *Escherichia coli*. *J. Bacteriol.* **157**:909–917.
2715. Maguin, E., H. Brody, C. W. Hill, and R. D'Ari. 1986. SOS-associated division inhibition gene *sfic* is part of excisable element $\epsilon 14$ in *Escherichia coli*. *J. Bacteriol.* **168**:464–466.
2716. Maguire, B. A., and D. G. Wild. 1997. The roles of proteins L28 and L33 in the assembly and function of *Escherichia coli* ribosomes in vivo. *Mol. Microbiol.* **23**:237–245.
2717. Magyar, A., X. Zhang, H. Kohn, and W. R. Widger. 1996. The antibiotic bicyclomycin affects the secondary RNA binding site of *Escherichia coli* transcription termination factor Rho. *J. Biol. Chem.* **271**:25369–25374.
2718. Mahadevan, S., A. E. Reynolds, and A. Wright. 1987. Positive and negative regulation of the *bgl* operon in *Escherichia coli*. *J. Bacteriol.* **169**:2570–2578.
2719. Mahajan, S. K., C. C. Chu, D. K. Willis, A. Templin, and A. J. Clark. 1990. Physical analysis of spontaneous and mutagen-induced mutants of *Escherichia coli* K-12 expressing DNA exonuclease VIII activity. *Genetics* **125**:261–273.
2720. Mahajan, S. K., N. B. Vartak, and A. R. Datta. 1988. A new pleiotropic mutation causing defective carbohydrate uptake in *Escherichia coli* K-12: isolation, mapping, and preliminary characterization. *J. Bacteriol.* **170**:2568–2574.
2721. Mahan, M. J., and L. N. Csonka. 1983. Genetic analysis of the *proBA* genes of *Salmonella typhimurium*: physical and genetic analysis of the cloned *proB*⁺*A*⁺ genes of *Escherichia coli* and of a mutant allele that confers proline overproduction and enhanced osmotolerance. *J. Bacteriol.* **156**:1249–1262.
2722. Mahdi, A. A., G. J. Sharples, T. N. Mandal, and R. G. Lloyd. 1996. Holliday junction resolvases encoded by homologous *rusA* genes in *Escherichia coli* K-12 and phage $\lambda 82$. *J. Mol. Biol.* **257**:561–573.
2723. Mahdi, A. A., and R. G. Lloyd. 1989. Identification of the *recR* locus of *Escherichia coli* K-12 and analysis of its role in recombination and DNA repair. *Mol. Gen. Genet.* **216**:503–510.
2724. Maiden, M. C. J., M. C. Jones-Mortimer, and P. J. F. Henderson. 1988. The cloning, DNA sequence, and overexpression of the gene *araE* coding for arabinose-proton symport in *Escherichia coli* K12. *J. Biol. Chem.* **263**:8003–8010.
2725. Maier, D., A. Jacobi, M. Sauter, and A. Bock. 1993. The product of the *hypB* gene, which is required for nickel incorporation into hydrogenases, is a novel guanine nucleotide-binding protein. *J. Bacteriol.* **175**:630–635.
2726. Maier, T., U. Binder, and A. Bock. 1996. Analysis of the *hydA* locus of *Escherichia coli*: two genes (*hydN* and *hypF*) involved in formate and hydrogen metabolism. *Arch. Microbiol.* **165**:333–341.
2727. Makaroff, C. A., and H. Zalkin. 1985. Regulation of *Escherichia coli purF*: analysis of the control region of a *pur* regulon gene. *J. Biol. Chem.* **260**:10378–10387.
2728. Makela, P. H., and B. Stocker. 1969. Genetics of polysaccharide biosynthesis. *Annu. Rev. Genet.* **3**:291–322.
2729. Maki, H., and M. Sekiguchi. 1992. MutT protein specifically hydrolyses a potent mutagenic substrate for DNA synthesis. *Nature* **355**:273–275.
2730. Maki, H., T. Horiuchi, and M. Sekiguchi. 1983. Structure and expression of the *dnaQ* mutator and the RNase H genes of *Escherichia coli*: overlap of the promoter regions. *Proc. Natl. Acad. Sci. USA* **80**:7137–7141.
2731. Maki, S., and A. Kornberg. 1988. DNA polymerase III holoenzyme of *Escherichia coli*. I. Purification and distinctive functions of subunits tau and gamma, the *dnaXZ* gene products. *J. Biol. Chem.* **263**:6547–6554.
2732. Makino, K., H. Shinagawa, and A. Nakata. 1982. Cloning and characterization of the alkaline phosphatase positive regulator gene (*phoB*) of *Escherichia coli*. *Mol. Gen. Genet.* **187**:181–186.
2733. Makino, K., H. Shinagawa, and A. Nakata. 1984. Cloning and characterization of the alkaline phosphatase positive regulatory gene (*phoM*) of *Escherichia coli*. *Mol. Gen. Genet.* **195**:381–390.
2734. Makino, K., H. Shinagawa, and A. Nakata. 1985. Regulation of the phosphate regulon of *Escherichia coli* K-12: regulation and role of the regulatory gene *phoR*. *J. Mol. Biol.* **184**:231–240.
2735. Makino, K., H. Shinagawa, M. Amemura, and A. Nakata. 1986. Nucleotide sequence of the *phoB* gene, the positive regulatory gene for the phosphate regulon of *Escherichia coli* K-12. *J. Mol. Biol.* **190**:37–44.
2736. Makino, K., H. Shinagawa, M. Amemura, and A. Nakata. 1986. Nucleotide sequence of the *phoR* gene, a regulatory gene for the phosphate regulon of *Escherichia coli*. *J. Mol. Biol.* **192**:549–556.
2737. Makino, K., S.-K. Kim, H. Shinagawa, M. Amemura, and A. Nakata. 1991. Molecular analysis of the cryptic and functional *phn* operons for phosphate use in *Escherichia coli* K-12. *J. Bacteriol.* **173**:2665–2672.
2738. Malakooti, J., B. Ely, and P. Matsumura. 1994. Molecular characterization, nucleotide sequence, and expression of the *fljO*, *fljP*, *fljQ*, and *fljR* genes of *Escherichia coli*. *J. Bacteriol.* **176**:189–197.
2739. Malakooti, J., K. Yoshibumi, and P. Matsumura. 1989. DNA sequence analysis, gene product identification, and localization of flagellar motor components of *Escherichia coli*. *J. Bacteriol.* **171**:2728–2734.
2740. Malcolm, B. A., and J. F. Kirsch. 1985. Site-directed mutagenesis of aspartate aminotransferase from *E. coli*. *Biochem. Biophys. Res. Commun.* **132**:915–921.
2741. Maleszka, R., P. Y. Wang, and H. Schneider. 1982. A ColE1 hybrid plasmid containing *Escherichia coli* genes complementing *D*-xylose negative mutants of *Escherichia coli* and *Salmonella typhimurium*. *Can. J. Biochem.* **60**:144–151.
2742. Malo, M. S., and R. E. Loughlin. 1990. Promoter elements and regulation of expression of the *cysD* gene of *Escherichia coli* K-12. *Gene* **87**:127–131.
2743. Maloy, S. R., and V. J. Stewart. 1993. Autogenous regulation of gene expression. *J. Bacteriol.* **175**:307–316.
2744. Maloy, S. R., and W. D. Nunn. 1982. Genetic regulation of the glyoxylate shunt in *Escherichia coli* K-12. *J. Bacteriol.* **149**:173–180.
2745. Mandal, T. N., A. A. Mahdi, G. J. Sharples, and R. G. Lloyd. 1993. Resolution of Holliday intermediates in recombination and DNA repair: indirect suppression of *uvrA*, *uvrB*, and *uvrC* mutations. *J. Bacteriol.* **175**:4325–4334.
2746. Mandrand-Berthelot, M. A., G. Couchoux-Luthaud, C. L. Santini, and G. Giordano. 1988. Mutants of *Escherichia coli* specifically deficient in respiratory formate dehydrogenase activity. *J. Gen. Microbiol.* **134**:3129–3139.
2747. Mandrand-Berthelot, M. A., P. Ritzenthaler, and M. Mata-Gilsinger. 1984. Construction and expression of hybrid plasmids containing the structural gene of the *Escherichia coli* K-12 3-deoxy-2-oxo-D-gluconate transport system. *J. Bacteriol.* **160**:600–606.
2748. Mangroo, D., X. Q. Wu, and U. L. RajBhandary. 1995. *Escherichia coli* initiator tRNA: structure-function relationships and interactions with the translational machinery. *Biochem. Cell Biol.* **73**:1023–1031.
2749. Manna, D., and J. Gowrishankar. 1994. Evidence for involvement of proteins HU and RpoS in transcription of the osmoreponsive *proU* operon in *Escherichia coli*. *J. Bacteriol.* **176**:5378–5384.
2750. Maples, V. F., and S. R. Kushner. 1982. DNA repair in *Escherichia coli*: identification of the *uvrD* gene product. *Proc. Natl. Acad. Sci. USA* **79**:5616–5620.
2751. Marceau, M., E. McFall, S. D. Lewis, and J. A. Shafer. 1988. *D*-Serine dehydratase from *Escherichia coli*. DNA sequence and identification of catalytically inactive glycine to aspartic acid variants. *J. Biol. Chem.* **263**:16926–16933.
2752. March, J. B., M. D. Colloms, D. Hart-Davis, I. R. Oliver, and M. Masters. 1989. Cloning and characterization of an *Escherichia coli* gene, *pcnB*, affecting plasmid copy number. *Mol. Microbiol.* **3**:903–910.
2753. March, P. E., J. Ahn, and M. Inouye. 1985. The DNA sequence of the gene (*rne*) encoding ribonuclease III of *Escherichia coli*. *Nucleic Acids Res.* **13**:4677–4685.
2754. March, P. E., and M. Inouye. 1985. Characterization of the *lep* operon of *Escherichia coli*. Identification of the promoter and the gene upstream of the signal peptidase I gene. *J. Biol. Chem.* **260**:7206–7213.
2755. March, P. E., and M. Inouye. 1985. GTP-binding membrane protein of *Escherichia coli* with sequence homology to initiation factor 2 and elongation factors Tu and G. *Proc. Natl. Acad. Sci. USA* **82**:7500–7504.
2756. Marconi, R., J. Wigboldus, H. Weissbach, and N. Brot. 1991. Transcriptional start and MetR binding sites on the *Escherichia coli methF* gene. *Biochem. Biophys. Res. Commun.* **175**:1057–1063.
2757. Marcus, M., and Y. S. Halpern. 1967. Genetic analysis of glutamate transport in *Escherichia coli*. *J. Bacteriol.* **93**:1409–1415.
2758. Marcus, M., and Y. S. Halpern. 1969. Genetic analysis of the glutamate permease in *Escherichia coli* K-12. *J. Bacteriol.* **97**:1118–1128.
2759. Marek, L. E., and J. M. Henson. 1988. Cloning and expression of the *Escherichia coli* K-12 *sad* gene. *J. Bacteriol.* **170**:991–994.
2760. Margison, G. P., D. P. Cooper, and J. Brennard. 1985. Cloning of the *E. coli* O⁶-methylguanine and methylphosphotriester methyltransferase gene using a functional DNA repair assay. *Nucleic Acids Res.* **13**:1939–1952.
2761. Margison, G. P., D. P. Cooper, and P. M. Potter. 1990. The *E. coli ogt* gene. *Mutat. Res.* **233**:15–21.
2762. Margolin, P., L. Zumstein, R. Sternglanz, and J. C. Wang. 1985. The

- Escherichia coli supX* locus in *topA*, the structural gene for DNA topoisomerase I. Proc. Natl. Acad. Sci. USA **82**:5437-5441.
2763. **Marinus, M. G., N. R. Morris, D. Soll, and T. C. Kwong.** 1975. Isolation and partial characterization of three *Escherichia coli* mutants with altered transfer ribonucleic acid methylases. J. Bacteriol. **122**:257-265.
2764. **Mark, D. F., J. W. Chang, and C. F. Richardson.** 1977. Genetic mapping of *trxA*, a gene affecting thioredoxin in *Escherichia coli* K12. Mol. Gen. Genet. **155**:145-152.
2765. **Markham, B. E., J. W. Little, and D. W. Mount.** 1981. Nucleotide sequence of the *lexA* gene of *Escherichia coli* K-12. Nucleic Acids Res. **9**:4149-4161.
2766. **Markham, G. D., J. DeParasis, and J. Gatmaitan.** 1984. The sequence of *metK*, the structural gene for S-adenosylmethionine synthetase in *Escherichia coli*. J. Biol. Chem. **259**:14505-14507.
2767. **Markiewicz, P., L. G. Kleina, C. Cruz, S. Ehret, and J. H. Miller.** 1994. Genetic studies of the *lac* repressor. XIV. Analysis of 4000 altered *Escherichia coli lac* repressors reveals essential and non-essential residues, as well as "spacers" which do not require a specific sequence. J. Mol. Biol. **240**:421-433.
2768. **Markovitz, A.** 1964. Regulatory mechanism for synthesis of capsular polysaccharide in mucoid mutants of *Escherichia coli* K-12. Proc. Natl. Acad. Sci. USA **51**:239-240.
2769. **Markovitz, A., and N. Rosenbaum.** 1965. A regulator gene that is dominant on an episome and recessive on a chromosome. Proc. Natl. Acad. Sci. USA **54**:1084-1091.
2770. **Marolda, C. L., and M. A. Valvano.** 1995. Genetic analysis of the dTDP-rhamnose biosynthesis region of the *Escherichia coli* VW187 (O7:K1) *rfb* gene cluster: identification of functional homologs of *rfbB* and *rfbA* in the *rff* cluster and correct location of the *rffE* gene. J. Bacteriol. **177**:5539-5546.
2771. **Marolda, C. L., and M. A. Valvano.** 1996. The GalF protein of *Escherichia coli* is not a UDP-glucose pyrophosphorylase but interacts with the GalU protein possibly to regulate cellular levels of UDP-glucose. Mol. Microbiol. **22**:827-840.
2772. **Marolewski, A., J. M. Smith, and S. J. Benkovic.** 1994. Cloning and characterization of a new purine biosynthetic enzyme: a non-folate glycinamide ribonucleotide transformylase from *E. coli*. Biochemistry **33**:2531-2537.
2773. **Marquardt, J. L., D. A. Siegel, R. Kolter, and C. T. Walsh.** 1992. Cloning and sequencing of *Escherichia coli* murZ and purification of its product, a UDP-N-acetylglucosamine enolpyruvyl transferase. J. Bacteriol. **174**:5748-5752.
2774. **Marschall, C., and R. Hengge-Aronis.** 1995. Regulatory characteristics and promoter analysis of *csiE*, a stationary phase-inducible gene under the control of sigma S and the cAMP-CRP complex in *Escherichia coli*. Mol. Microbiol. **18**:175-184.
2775. **Marschall, C., V. Labrousse, M. Kreimer, D. Weichart, A. Kolb, and R. Hengge-Aronis.** 1998. Molecular analysis of the regulation of *csiD*, a carbon starvation-inducible gene in *Escherichia coli* that is exclusively dependent on sigma s and requires activation by cAMP-CRP. J. Mol. Biol. **276**:339-353.
2776. **Marsh, L., and G. C. Walker.** 1985. Cold sensitivity induced by overproduction of UmuDC in *Escherichia coli*. J. Bacteriol. **162**:155-161.
2777. **Martin, F., J. Reinbolt, G. Dirheimer, J. Gangloff, and G. Eriani.** 1996. Selection of tRNA(Asp) amber suppressor mutants having alanine, arginine, glutamine, and lysine identity. RNA **2**:919-927.
2778. **Martin, J. L., J. C. Bardwell, and J. Kuriyan.** 1993. Crystal structure of the DsbA protein required for disulphide bond formation in vivo. Nature **365**:464-468.
2779. **Martin, R. G., and J. L. Rosner.** 1997. Fis, an accessory factor for transcriptional activation of the *mar* (multiple antibiotic resistance) promoter of *Escherichia coli* in the presence of the activator MarA, SoxS, or Rob. J. Bacteriol. **179**:7410-7419.
2780. **Martin, R. G., K. W. Jair, R. E. Wolf, and J. L. Rosner.** 1996. Autoactivation of the *marRAB* multiple antibiotic resistance operon by the MarA transcriptional activator in *Escherichia coli*. J. Bacteriol. **178**:2216-2223.
2781. **Martinez, D., and F. Whitehouse.** 1973. Selective autocytotoxicity in a model system of *Escherichia coli* recombinants. J. Bacteriol. **114**:882-884.
2782. **Martinez, J., S. Steenbergen, and E. Vimr.** 1995. Derived structure of the putative sialic acid transporter from *Escherichia coli* predicts a novel sugar permease domain. J. Bacteriol. **177**:6005-6010.
2783. **Maruyama, M., T. Horiuchi, H. Maki, and M. Sekiguchi.** 1983. A dominant (*mutD5*) and a recessive (*dnaQ49*) mutator of *Escherichia coli*. J. Mol. Biol. **167**:757-771.
2784. **Marvel, C. C., P. J. Arps, B. C. Rubin, H. O. Kammen, E. E. Penhoet, and M. E. Winkler.** 1985. *hisT* is part of a multigene operon in *Escherichia coli* K-12. J. Bacteriol. **161**:60-71.
2785. **Marykwas, D. L., and H. C. Berg.** 1996. A mutational analysis of the interaction between FlgG and FlhM, two components of the flagellar motor of *Escherichia coli*. J. Bacteriol. **178**:1289-1294.
2786. **Masai, H., and K. Arai.** 1988. Operon structure of *dnaT* and *dnaC* genes essential for normal and stable DNA replication of *Escherichia coli* chromosome. J. Biol. Chem. **263**:15083-15093.
2787. **Masai, H., M. W. Bond, and K.-I. Arai.** 1986. Cloning of the *Escherichia coli* gene for primosomal protein i: the relationship to *dnaT*, essential for chromosomal DNA replication. Proc. Natl. Acad. Sci. USA **83**:1256-1260.
2788. **Masters, M.** 1990. Location of purine genes on the physical map of *Escherichia coli*. J. Bacteriol. **172**:1173.
2789. **Masters, M., T. Paterson, A. G. Popplewell, T. Owen-Hughes, J. H. Pringle, and K. J. Begg.** 1989. The effect of DnaA protein levels and the rate of initiation at *oriC* on transcription originating in the *ftsQ* and *ftsA* genes: in vivo experiments. Mol. Gen. Genet. **216**:475-483.
2790. **Masters, M., J. B. March, I. R. Oliver, and J. F. Collins.** 1990. A possible role for the *pcnB* gene product of *Escherichia coli* in modulating RNA: RNA interactions. Mol. Gen. Genet. **220**:341-344.
2791. **Masters, M., M. D. Colloms, I. R. Oliver, L. He, E. J. MacNaughton, and Y. Charters.** 1993. The *pcnB* gene of *Escherichia coli*, which is required for ColE1 copy number maintenance, is dispensable. J. Bacteriol. **175**:4405-4413.
2792. **Masters, P. S., and J.-S. Hong.** 1981. Genetics of the glutamine transport system in *Escherichia coli*. J. Bacteriol. **147**:805-819.
2793. **Masuda, Y., and E. Ohtsubo.** 1994. Mapping and disruption of the *chpB* locus in *Escherichia coli*. J. Bacteriol. **176**:5861-5863.
2794. **Masuda, Y., K. Miyakawa, Y. Nishimura, and E. Ohtsubo.** 1993. *chpA* and *chpB*, *Escherichia coli* chromosomal homologs of the *pem* locus responsible for stable maintenance of plasmid R100. J. Bacteriol. **175**:6850-6856.
2795. **Mata-Gilsinger, M., and P. Ritzenthaler.** 1983. Physical mapping of the *exuT* and *uxaC* operators by use of *exu* plasmids and generation of deletion mutants in vitro. J. Bacteriol. **155**:973-982.
2796. **Mata-Gilsinger, M., P. Ritzenthaler, and C. Blanco.** 1983. Characterization of the operator sites of the *exu* regulon in *Escherichia coli* K-12 by operator-constitutive mutations and repressor titration. Genetics **105**:829-842.
2797. **Mathew, E., J. Zhi, and M. Freundlich.** 1996. Lrp is a direct repressor of the *dad* operon in *Escherichia coli*. J. Bacteriol. **178**:7234-7240.
2798. **Matin, A.** 1991. The molecular basis of carbon-starvation-induced general resistance in *Escherichia coli*. Mol. Microbiol. **5**:3-10.
2799. **Mat-Jan, F., C. R. Williams, and D. P. Clark.** 1991. Mutations permitting the anaerobic growth of *Escherichia coli* on trehalose. FEMS Microbiol. Lett. **62**:149-152.
2800. **Mat-Jan, F., K. Y. Alam, and D. P. Clark.** 1989. Mutants of *Escherichia coli* deficient in the fermentative lactate dehydrogenase. J. Bacteriol. **171**:342-348.
2801. **Matsubashi, M., I. N. Maruyama, Y. Takagaki, S. Tamaki, Y. Nishimura, and Y. Hirota.** 1978. Isolation of a mutant of *Escherichia coli* lacking penicillin-sensitive D-alanine carboxypeptidase IA. Proc. Natl. Acad. Sci. USA **75**:2631-2635.
2802. **Matsubashi, M., S. Tamaki, S. J. Curtis, and J. L. Strominger.** 1979. Mutational evidence for identity of penicillin-binding protein 5 in *Escherichia coli* with the major D-alanine carboxypeptidase IA activity. J. Bacteriol. **137**:644-647.
2803. **Matsubashi, M., Y. Takagaki, I. N. Maruyama, S. Tamaki, Y. Nishimura, H. Suzuki, U. Ogino, and Y. Hirota.** 1977. Mutants of *Escherichia coli* lacking in highly penicillin-sensitive D-alanine carboxypeptidase activity. Proc. Natl. Acad. Sci. USA **74**:2976-2979.
2804. **Matsuhisa, A., N. Suzuki, T. Noda, and K. Shiba.** 1995. Inositol monophosphatase activity from the *Escherichia coli* *suhB* gene product. J. Bacteriol. **177**:200-205.
2805. **Matsui, M., A. Oka, M. Takanami, S. Yasuda, and Y. Hirota.** 1985. Sites of DNA protein-binding in the replication origin of the *Escherichia coli* K-12 chromosome. J. Mol. Biol. **184**:529-533.
2806. **Matsumoto, K.** 1997. Phosphatidylserine synthase from bacteria. Biochim. Biophys. Acta **1348**:214-227.
2807. **Matsumoto, Y., K. Shigesada, and M. Imai.** 1986. Autogenous regulation of the gene for transcription termination factor Rho in *Escherichia coli*: localization and function of its attenuators. J. Bacteriol. **166**:945-958.
2808. **Matsumura, K., K. Ito, Y. Kawazu, O. Mikuni, and Y. Nakamura.** 1996. Suppression of temperature-sensitive defects of polypeptide release factors RF-1 and RF-2 by mutations or by an excess of RF-3 in *Escherichia coli*. J. Mol. Biol. **258**:588-599.
2809. **Matsumura, P., J. J. Rydel, R. Linzmeier, and D. Vacante.** 1984. Overexpression and sequence of the *Escherichia coli* *cheY* gene and biochemical activities of the CheY protein. J. Bacteriol. **160**:36-41.
2810. **Matsunaga, J., E. L. Simons, and R. W. Simons.** 1996. RNase III auto-regulation: structure and function of *mecO*, the posttranscriptional "operator". RNA **2**:1228-1240.
2811. **Matsuoka, M., and B. A. McFadden.** 1988. Isolation, hyperexpression, and sequencing of the *aceA* gene encoding isocitrate lyase in *Escherichia coli*. J. Bacteriol. **170**:4528-4536.
2812. **Matsuyama, A., H. Yamamoto, and W. Nakano.** 1989. Cloning, expression, and nucleotide sequence of the *Escherichia coli* K-12 *ackA* gene. J. Bacteriol. **171**:577-580.
2813. **Matsuyama, A., H. Yamamoto-Otake, J. Hewitt, R. T. MacGillivray, and E. Nakano.** 1994. Nucleotide sequence of the phosphotransacetylase gene of *Escherichia coli* strain K12. Biochim. Biophys. Acta **1219**:559-562.

2814. Matsuyama, S., J. Akimaru, and S. Mizushima. 1990. SecE-dependent overproduction of SecY in *Escherichia coli*. Evidence for interaction between two components of the secretory machinery. *FEBS Lett.* **269**:96–100.
2815. Matsuyama, S., N. Yokota, and H. Tokuda. 1997. A novel outer membrane lipoprotein, LolB (HemM), involved in the LolA (p20)-dependent localization of lipoproteins to the outer membrane of *Escherichia coli*. *EMBO J.* **16**:6947–6955.
2816. Matsuyama, S., T. Tajima, and H. Tokuda. 1995. A novel periplasmic carrier protein involved in the sorting and transport of *Escherichia coli* lipoproteins destined for the outer membrane. *EMBO J.* **14**:3365–3372.
2817. Matsuyama, S., Y. Fujita, K. Sagara, and S. Mizushima. 1992. Overproduction, purification and characterization of SecD and SecF, integral membrane components of the protein translocation machinery of *Escherichia coli*. *Biochim. Biophys. Acta* **1122**:77–84.
2818. Matsuzawa, H., S. Asoh, K. Kunai, K. Muraiso, A. Takasuga, and T. Ohta. 1989. Nucleotide sequence of the *rodA* gene, responsible for the rod shape of *Escherichia coli*: *rodA* and the *pbpA* gene, encoding penicillin-binding protein 2, constitute the *rodA* operon. *J. Bacteriol.* **171**:558–560.
2819. Mattern, I. E., and J. Pittard. 1971. Regulation of tyrosine biosynthesis in *Escherichia coli* K-12: isolation and characterization of operator mutants. *J. Bacteriol.* **107**:8–15.
2820. Maupin-Furrow, J. A., J. K. Rosentel, J. H. Lee, U. Deppenmeier, R. P. Gunsalus, and K. T. Shanmugam. 1995. Genetic analysis of the *mod-ABCD* (molybdate transport) operon of *Escherichia coli*. *J. Bacteriol.* **177**:4851–4856.
2821. Maupin-Furrow, J. A., and K. T. Shanmugam. 1990. Genetic regulation of formate hydrogenylase of *Escherichia coli*: role of the *fhla* gene product as a transcriptional activator for a new regulatory gene, *fhbB*. *J. Bacteriol.* **172**:4798–4806.
2822. Maurizi, M. R. 1991. ATP-promoted interaction between ClpA and ClpP in activation of Clp protease from *Escherichia coli*. *Biochem. Soc. Trans.* **19**:719–723.
2823. Maurizi, M. R., P. Trisler, and S. Gottesman. 1985. Insertional mutagenesis of the *lon* gene in *Escherichia coli*: *lon* is dispensable. *J. Bacteriol.* **164**:1124–1135.
2824. Maurizi, M. R., W. P. Clark, Y. Katayama, S. Rudikoff, J. Pumphrey, B. Bowers, and S. Gottesman. 1990. Sequence and structure of ClpP, the proteolytic component of the ATP-dependent Clp protease of *Escherichia coli*. *J. Biol. Chem.* **265**:12536–12545.
2825. Maxon, M. E., B. Redfield, X. Y. Cai, R. Shoeman, K. Fujita, W. Fisher, Stauffer, H. Weissbach, and N. Brot. 1989. Regulation of methionine synthesis in *Escherichia coli*: effect of the MetR protein on the expression of the *metE* and *metR* genes. *Proc. Natl. Acad. Sci. USA* **86**:85–89.
2826. May, G., E. Faatz, J. M. Lucht, M. Haardt, M. Bolliger, and E. Bremer. 1989. Characterization of the osmoregulated *Escherichia coli proU* promoter and identification of ProV as a membrane-associated protein. *Mol. Microbiol.* **3**:1521–1531.
2827. May, G., E. Faatz, M. Villarejo, and E. Bremer. 1986. Binding protein dependent transport of glycine betaine and its osmotic regulation in *Escherichia coli*. *Mol. Gen. Genet.* **205**:225–233.
2828. May, G., P. Dersch, M. Haardt, A. Middendorf, and E. Bremer. 1990. The *osmZ* (*bgly*) gene encodes the DNA-binding protein H-NS (H1a), a component of the *Escherichia coli* K12 nucleoid. *Mol. Gen. Genet.* **224**:81–90.
2829. Mayaux, J.-F., G. Fayat, M. Fromant, M. Springer, and M. Grunberg-Manago. 1983. Structural and transcriptional evidence for related *thrS* and *infC* expression. *Proc. Natl. Acad. Sci. USA* **80**:6152–6156.
2830. Mazel, D., S. Pochet, and P. Marliere. 1994. Genetic characterization of polypeptide deformylase, a distinctive enzyme of eubacterial translation. *EMBO J.* **13**:914–923.
2831. McAlister-Henn, L., M. Blaber, R. A. Bradshaw, and S. J. Nisco. 1987. Complete nucleotide sequence of the *Escherichia coli* gene encoding malate dehydrogenase. *Nucleic Acids Res.* **15**:4993.
2832. McCalla, D. R., C. Kaiser, and M. H. L. Green. 1978. Genetics of nitrofurazone resistance in *Escherichia coli*. *J. Bacteriol.* **133**:10–16.
2833. McCaman, M. T., A. McPartland, and M. Villarejo. 1982. Genetics and regulation of peptidase N in *Escherichia coli*. *J. Bacteriol.* **152**:848–854.
2834. McCaman, M. T., and J. D. Gabe. 1986. Sequence of the promoter and 5' coding region of *pepN*, and the amino-terminus of peptidase N from *Escherichia coli* K-12. *Mol. Gen. Genet.* **204**:148–152.
2835. McCaman, M. T., and J. D. Gabe. 1986. The nucleotide sequence of the *pepN* gene and its over-expression in *Escherichia coli*. *Gene* **48**:145–153.
2836. McCarthy, J. E. G., H. U. Schairer, and W. Sebald. 1985. Translational initiation frequency of *atp* genes from *Escherichia coli*: identification of an intercistronic sequence that enhances translation. *EMBO J.* **4**:519–526.
2837. McCarty, J. S., and G. C. Walker. 1994. DnaK mutants defective in ATPase activity are defective in negative regulation of the heat shock response: expression of mutant DnaK proteins results in filamentation. *J. Bacteriol.* **176**:764–780.
2838. McClain, M. S., I. C. Blomfield, K. J. Eberhardt, and B. I. Eisenstein. 1993. Inversion-independent phase variation of type I fimbriae in *Escherichia coli*. *J. Bacteriol.* **175**:4335–4344.
2839. McConville, M. L., and H. P. Charles. 1979. Isolation of haemin-requiring mutants of *Escherichia coli* K12. *J. Gen. Microbiol.* **113**:155–164.
2840. McConville, M. L., and H. P. Charles. 1979. Mutants of *Escherichia coli* K12 accumulating porphobilinogen: a new locus, *hemC*. *J. Gen. Microbiol.* **111**:193–200.
2841. McCulloch, R., L. W. Coggins, S. D. Colloms, and D. J. Sherratt. 1994. Xer-mediated site-specific recombination at *cer* generates Holliday junctions in vivo. *EMBO J.* **13**:1844–1855.
2842. McCulloch, R., M. E. Burke, and D. J. Sherratt. 1994. Peptidase activity of *Escherichia coli* aminopeptidase A is not required for its role in Xer site-specific recombination. *Mol. Microbiol.* **12**:241–251.
2843. McDowall, K. J., R. G. Hernandez, S. Lin-Chao, and S. N. Cohen. 1993. The *ams-1* and *mre-3071* temperature-sensitive mutations in the *ams* gene are in close proximity to each other and cause substitutions within a domain that resembles a product of the *Escherichia coli mre* locus. *J. Bacteriol.* **175**:4245–4249.
2844. McEwen, J., and P. Silverman. 1980. Chromosomal mutations of *Escherichia coli* that alter expression of conjugative plasmid functions. *Proc. Natl. Acad. Sci. USA* **77**:513–517.
2845. McEwen, J., and P. Silverman. 1980. Genetic analysis of *Escherichia coli* K-12 chromosomal mutants defective in expression of F-plasmid functions: identification of genes *cpxA* and *cpxB*. *J. Bacteriol.* **144**:60–67.
2846. McFall, E., and L. Runkel. 1983. DNA sequences of the D-serine deaminase control region and the N-terminal portion of the gene. *J. Bacteriol.* **154**:1508–1512.
2847. McFall, E., and M. C. Heincz. 1983. Identification and control of synthesis of the *dsdC* activator protein. *J. Bacteriol.* **153**:872–877.
2848. McFarland, N., L. McCarter, S. Artz, and S. Kustu. 1981. Nitrogen regulatory locus "glnR" of enteric bacteria is composed of cistrons *ntrB* and *ntrC*: identification of their protein products. *Proc. Natl. Acad. Sci. USA* **78**:2135–2139.
2849. McFarland, N., L. McCarter, S. Artz, and S. Kustu. 1982. Characterization of λ *glnA*⁺ phages used as templates for in vitro synthesis of glutamine synthetase. *Mol. Gen. Genet.* **185**:152–157.
2850. McGovern, K., and J. Beckwith. 1991. Membrane insertion of the *Escherichia coli* MalF protein in cells with impaired secretion machinery. *J. Biol. Chem.* **266**:20870–20876.
2851. McGraw, B. R., and M. G. Marinus. 1980. Isolation and characterization of Dam⁺ revertants and suppressor mutations that modify secondary phenotypes of *dam-3* strains of *Escherichia coli* K-12. *Mol. Gen. Genet.* **178**:309–315.
2852. McKown, R. L., K. A. Orle, T. Chen, and N. L. Craig. 1988. Sequence requirements of *Escherichia coli att* Tn7, a specific site of transposon Tn7 insertion. *J. Bacteriol.* **170**:352–358.
2853. McLaggan, D., T. M. Logan, D. G. Lynn, and W. Epstein. 1990. Involvement of gamma-glutamyl peptides in osmoadaptation of *Escherichia coli*. *J. Bacteriol.* **172**:3631–3636.
2854. McMurry, L. M., and S. B. Levy. 1987. Tn5 insertion in the polynucleotide phosphorylase (*pnp*) gene in *Escherichia coli* increases susceptibility to antibiotics. *J. Bacteriol.* **169**:1321–1324.
2855. McNicholas, P. M., R. C. Chiang, and R. P. Gunsalus. 1996. The *Escherichia coli modE* gene: effect of *modE* mutations on molybdate dependent *modA* expression. *FEMS Microbiol. Lett.* **145**:117–123.
2856. McPherson, M. J., A. J. Baron, D. J. C. Pappin, and J. C. Wootton. 1984. Respiratory nitrate reductase of *Escherichia coli*. Sequence identification of the large subunit gene. *FEBS Lett.* **177**:260–264.
2857. McPherson, M. J., and J. C. Wootton. 1983. A complete nucleotide sequence of the *Escherichia coli gdhA* gene. *Nucleic Acids Res.* **11**:5257–5266.
2858. Meador, J., and D. Kennell. 1990. Cloning and sequencing the gene encoding *Escherichia coli* ribonuclease I: exact physical mapping using the genome library. *Gene* **95**:1–7.
2859. Meadow, N. D., D. W. Saffen, R. P. Dottin, and S. Roseman. 1982. Molecular cloning of the *crp* gene and evidence that it is the structural gene for IIGlc, a phosphocarrier protein of the bacterial phosphotransferase system. *Proc. Natl. Acad. Sci. USA* **79**:2528–2532.
2860. Mechulam, Y., G. Fayat, and S. Blanquet. 1985. Sequence of the *E. coli pheST* operon and identification of the *himA* gene. *J. Bacteriol.* **163**:787–791.
2861. Mechulam, Y., M. Fromant, P. Mellot, P. Plateau, S. Blanchin-Roland, G. Fayat, and S. Blanquet. 1985. Molecular cloning of the *Escherichia coli* gene for diadenosine 5',5'''-P¹-P⁴-tetraphosphate pyrophosphohydrolase. *J. Bacteriol.* **164**:63–69.
2862. Mechulam, Y., S. Blanquet, and G. Fayat. 1987. Dual level control of the *Escherichia coli pheST-himA* operon expression. tRNA^{Phe}-dependent attenuation and transcriptional operator-repressor control by *himA* and the SOS network. *J. Mol. Biol.* **197**:453–470.
2863. Mecsas, J., R. Welch, J. Erickson, and C. A. Gross. 1995. Identification and characterization of an outer membrane protein, OmpX, in *Escherichia coli* that is homologous to a family of outer membrane proteins including Ail of *Yersinia enterocolitica*. *J. Bacteriol.* **177**:799–804.
2864. Medina, V., R. Pontarollo, D. Glaeske, H. Tabel, and H. Goldie. 1990.

- Sequence of the *pckA* gene of *Escherichia coli* K-12: relevance to genetic and allosteric regulation and homology of *E. coli* phosphoenolpyruvate carboxykinase with the enzymes from *Trypanosoma brucei* and *Saccharomyces cerevisiae*. *J. Bacteriol.* **172**:7151–7156.
2865. Meek, D. W., and R. S. Hayward. 1984. Nucleotide sequence of the *rpoA-rplQ* DNA of *Escherichia coli*: a second regulatory binding site for protein S4? *Nucleic Acids Res.* **12**:5813–5821.
2866. Meier, U., and H. Mayer. 1985. Genetic location of genes encoding enterobacterial common antigen. *J. Bacteriol.* **163**:756–762.
2867. Meier-Dieter, U., K. Barr, R. Starman, L. P. Hatch, and P. D. Rick. 1992. Nucleotide sequence of the *Escherichia coli rfe* gene involved in the synthesis of enterobacterial common antigen. Molecular cloning of the *rfe-rff* gene cluster. *J. Biol. Chem.* **267**:746–753.
2868. Meier-Dieter, U., R. Starman, K. Barr, H. Mayer, and P. D. Rick. 1990. Biosynthesis of enterobacterial common antigen in *Escherichia coli*. Biochemical characterization of Tn10 insertion mutants defective in enterobacterial common antigen synthesis. *J. Biol. Chem.* **265**:13490–13497.
2869. Meinel, T., C. Lazennec, and S. Blanquet. 1995. Mapping of the active site zinc ligands of peptide deformylase. *J. Mol. Biol.* **254**:175–183.
2870. Meinel, T., J.-M. Guillon, Y. Mechulam, and S. Blanquet. 1993. The *Escherichia coli fnt* gene, encoding methionyl-tRNA^{Met} formyltransferase, escapes metabolic control. *J. Bacteriol.* **175**:993–1000.
2871. Meinel, T., and S. Blanquet. 1993. Evidence that peptide deformylase and methionyl-tRNA^{Met} formyltransferase are encoded within the same operon in *Escherichia coli*. *J. Bacteriol.* **175**:7737–7740.
2872. Meinel, T., and S. Blanquet. 1995. Enzymatic properties of *Escherichia coli* peptide deformylase. *J. Bacteriol.* **177**:1883–1887.
2873. Meinel, T., S. Blanquet, and F. Dardel. 1996. A new subclass of the zinc metalloproteases superfamily revealed by the solution structure of peptide deformylase. *J. Mol. Biol.* **262**:375–386.
2874. Mejean, V., C. Iobbi-Nivol, M. Lepelletier, G. Giordano, M. Chippaux, and M. C. Pascal. 1994. TMAO anaerobic respiration in *Escherichia coli*: involvement of the *tor* operon. *Mol. Microbiol.* **11**:1169–1179.
2875. Melamed, R. J., Z. Hatahet, Y. W. Kow, H. Ide, and S. S. Wallace. 1994. Isolation and characterization of endonuclease VIII from *Escherichia coli*. *Biochemistry* **33**:1255–1264.
2876. Meleforts, O., and A. von Gabain. 1991. Genetic studies of cleavage-initiated mRNA decay and processing of ribosomal 9S RNA show that the *Escherichia coli ams* and *me* loci are the same. *Mol. Microbiol.* **5**:857–864.
2877. Mellies, J., A. Wise, and M. Villarejo. 1995. Two different *Escherichia coli proP* promoters respond to osmotic and growth phase signals. *J. Bacteriol.* **177**:144–151.
2878. Melville, S. B., and R. P. Gunsalus. 1990. Mutations in *fir* that alter anaerobic regulation of electron transport-associated genes in *Escherichia coli*. *J. Biol. Chem.* **265**:18733–18736.
2879. Membrillo-Hernandez, J., G. M. Cook, and R. K. Poole. 1997. Roles of RpoS (σ^S) IHF and ppGpp in the expression of the *hmp* gene encoding the flavohemoglobin (Hmp) of *Escherichia coli* K-12. *Mol. Gen. Genet.* **254**:599–603.
2880. Membrillo-Hernandez, J., N. Ioannidis, and R. K. Poole. 1996. The flavohaemoglobin (HMP) of *Escherichia coli* generates superoxide in vitro and causes oxidative stress in vivo. *FEBS Lett.* **382**:141–144.
2881. Membrillo-Hernandez, J., S. O. Kim, G. M. Cook, and R. K. Poole. 1997. Paraquat regulation of *hmp* (flavohemoglobin) gene expression in *Escherichia coli* K-12 is SoxRS independent but modulated by σ^S . *J. Bacteriol.* **179**:3164–3170.
2882. Mendelson, L., M. M. Gottesman, and A. B. Oppenheim. 1991. HU and integration host factor function as auxiliary proteins in cleavage of phage lambda cohesive ends by terminase. *J. Bacteriol.* **173**:1670–1676.
2883. Mendonca, V. M., H. D. Klepin, and S. W. Matson. 1995. DNA helicases in recombination and repair: construction of a Δ *uvrD* Δ *hclD* Δ *recQ* mutant deficient in recombination and repair. *J. Bacteriol.* **177**:1326–1335.
2884. Mendonca, V. M., K. Kaiser-Rogers, and S. W. Matson. 1993. Double helicase II (*uvrD*)-helicase IV (*hclD*) deletion mutants are defective in the recombination pathways of *Escherichia coli*. *J. Bacteriol.* **175**:4641–4651.
2885. Mendonca, V. M., and S. W. Matson. 1995. Genetic analysis of delta *hclD* and delta *uvrD* mutations in combination with other genes in the RecF recombination pathway in *Escherichia coli*: suppression of a *ruvB* mutation by a *uvrD* deletion. *Genetics* **141**:443–452.
2886. Meng, S. Y., and G. N. Bennett. 1992. Nucleotide sequence of the *Escherichia coli cad* operon: a system for neutralization of low extracellular pH. *J. Bacteriol.* **174**:2659–2669.
2887. Meng, S. Y., and G. N. Bennett. 1992. Regulation of the *Escherichia coli cad* operon: location of a site required for acid induction. *J. Bacteriol.* **174**:2670–2678.
2888. Meng, W., J. Green, and J. R. Guest. 1997. FNR-dependent repression of *ndh* gene expression requires two upstream FNR-binding sites. *Microbiology* **143**:1521–1532.
2889. Mengin-Lecreux, D., C. Parquet, L. R. Desviat, J. Pla, B. Flouret, and J. A. Ayala. 1989. Organization of the *murE-murG* region of *Escherichia coli*: identification of the *murD* gene encoding the D-glutamic-acid-adding enzyme. *J. Bacteriol.* **171**:6126–6134.
2890. Mengin-Lecreux, D., and J. van Heijenoort. 1990. Nucleotide sequence of the *murD* gene encoding the UDP-MurNAc-L-Ala-D-Glu synthetase of *Escherichia coli*. *Nucleic Acids Res.* **18**:183.
2891. Mengin-Lecreux, D., and J. van Heijenoort. 1993. Identification of the *glmU* gene encoding N-acetylglucosamine-1-phosphate uridylyltransferase in *Escherichia coli*. *J. Bacteriol.* **175**:6150–6157.
2892. Mengin-Lecreux, D., and J. van Heijenoort. 1994. Copurification of glucosamine-1-phosphate acetyltransferase and N-acetylglucosamine-1-phosphate uridylyltransferase activities of *Escherichia coli*: characterization of the *glmU* gene product as a bifunctional enzyme catalyzing two consecutive steps in the pathway for UDP-N-acetylglucosamine synthesis. *J. Bacteriol.* **176**:5788–5795.
2893. Mengin-Lecreux, D., and J. van Heijenoort. 1996. Characterization of the essential gene *glmM* encoding phosphoglucosamine mutase in *Escherichia coli*. *J. Biol. Chem.* **271**:32–39.
2894. Mengin-Lecreux, D., J. van Heijenoort, and J. T. Park. 1996. Identification of the *mpl* gene encoding UDP-N-acetylmuramate:L-alanyl- γ -D-glutamyl-meso-diaminopimelate ligase in *Escherichia coli* and its role in recycling of cell wall peptidoglycan. *J. Bacteriol.* **178**:5347–5352.
2895. Mengin-Lecreux, D., L. Texier, M. Rousseau, and J. van Heijenoort. 1991. The *murG* gene of *Escherichia coli* codes for the UDP-N-acetylglucosamine:N-acetylmuramyl-(pentapeptide) pyrophosphoryl-undecaprenol N-acetylglucosamine transferase involved in the membrane steps of peptidoglycan synthesis. *J. Bacteriol.* **173**:4625–4636.
2896. Menon, N. K., C. Y. Chatelus, M. Dervartanian, J. C. Wendt, K. T. Shanmugam, H. D. Peck, and A. E. Przybyla. 1994. Cloning, sequencing, and mutational analysis of the *hyb* operon encoding *Escherichia coli* hydrogenase 2. *J. Bacteriol.* **176**:4416–4423.
2897. Menon, N. K., J. Robbins, H. D. Peck, Jr., C. Y. Chatelus, E.-S. Choi, and A. E. Przybyla. 1990. Cloning and sequencing of a putative *Escherichia coli* [NiFe] hydrogenase-1 operon containing six open reading frames. *J. Bacteriol.* **172**:1969–1977.
2898. Menon, N. K., J. Robbins, J. C. Wendt, K. T. Shanmugam, and A. E. Przybyla. 1991. Mutational analysis and characterization of the *Escherichia coli hya* operon, which encodes [NiFe] hydrogenase 1. *J. Bacteriol.* **173**:4851–4861.
2899. Menzel, R., and J. R. Roth. 1980. Identification and mapping of a second proline permease in *Salmonella typhimurium*. *J. Bacteriol.* **141**:1064–1070.
2900. Menzel, R., and M. Gellert. 1987. Fusions of the *Escherichia coli gyrA* and *gyrB* control regions to the galactokinase gene are inducible by coumermycin treatment. *J. Bacteriol.* **169**:1272–1278.
2901. Menzel, R., and M. Gellert. 1987. Modulation of transcription by DNA supercoiling: a deletion analysis of the *Escherichia coli gyrA* and *gyrB* promoters. *Proc. Natl. Acad. Sci. USA* **84**:4185–4189.
2902. Merkel, T. J., J. L. Dahl, R. H. Ebricht, and R. J. Kadner. 1995. Transcription activation at the *Escherichia coli uhpT* promoter by the catabolite gene activator protein. *J. Bacteriol.* **177**:1712–1718.
2903. Merkel, W. K., and B. P. Nichols. 1996. Characterization and sequence of the *Escherichia coli panBCD* gene cluster. *FEMS Microbiol. Lett.* **143**:247–252.
2904. Merrick, M., D. H. A. Jones, and C. M. Thomas. 1993. Location of the *rpoN* gene on the physical map of *Escherichia coli*. *J. Bacteriol.* **175**:1548–1549.
2905. Messer, W., M. Meijer, H. E. N. Bergmans, F. G. Hansen, K. von Meyenburg, E. Beck, and H. Schaller. 1978. Origin of replication, *oriC*, of the *Escherichia coli* K12 chromosome: nucleotide sequence. *Cold Spring Harbor Symp. Quant. Biol.* **43**:139–145.
2906. Metcalf, W. W., and B. L. Wanner. 1991. Involvement of the *Escherichia coli phn* (*psiD*) gene cluster in assimilation of phosphorus in the form of phosphonates, phosphite, P_i esters, and P_i. *J. Bacteriol.* **173**:587–600.
2907. Metcalf, W. W., and B. L. Wanner. 1993. Evidence for a fourteen-gene, *phnC* to *phnP* locus for phosphonate metabolism in *Escherichia coli*. *Gene* **129**:27–32.
2908. Metcalf, W. W., and B. L. Wanner. 1993. Mutational analysis of an *Escherichia coli* fourteen-gene operon for phosphonate degradation, using TnphoA' elements. *J. Bacteriol.* **175**:3430–3442.
2909. Metcalf, W. W., P. M. Steed, and B. L. Wanner. 1990. Identification of phosphate starvation-inducible genes in *Escherichia coli* K-12 by DNA sequence analysis of *psi:lacZ* (Mu d1) transcriptional fusions. *J. Bacteriol.* **172**:3191–3200.
2910. Metheringham, R., L. Griffiths, H. Crooke, S. Forsythe, and J. A. Cole. 1995. An essential role for DsbA in cytochrome c synthesis and formate-dependent nitrite reduction by *Escherichia coli* K-12. *Arch. Microbiol.* **164**:301–307.
2911. Metzger, E., and Y. S. Halpern. 1980. Mutations affecting the regulation of gamma-aminobutyrate utilization in *Escherichia coli* K-12. *Curr. Microbiol.* **4**:51–55.
2912. Metzger, E., and Y. S. Halpern. 1990. In vivo cloning and characterization of the *gabCTDP* gene cluster of *Escherichia coli* K-12. *J. Bacteriol.* **172**:3250–3256.
2913. Metzger, S., E. Sarubbi, G. Glaser, and M. Cashel. 1989. Protein sequences encoded by the *relA* and the *spoT* genes of *Escherichia coli* are

- interrelated. *J. Biol. Chem.* **264**:9122–9125.
2914. Metzger, S., G. Schreiber, E. Aizenman, M. Cashel, and G. Glaser. 1989. Characterization of the *relA1* mutation and a comparison of *relA1* with new *relA* null alleles in *Escherichia coli*. *J. Biol. Chem.* **264**:21146–21152.
2915. Metzger, S., I. B. Dror, E. Aizenman, G. Schreiber, M. Toone, J. D. Friesen, M. Cashel, and G. Glaser. 1988. The nucleotide sequence and characterization of the *relA* gene of *Escherichia coli*. *J. Biol. Chem.* **263**:15699–15704.
2916. Meyer, R. R., D. C. Rein, and J. Glassberg. 1982. The product of the *lexC* gene of *Escherichia coli* is single-stranded DNA-binding protein. *J. Bacteriol.* **150**:433–435.
2917. Michael, N. P., J. K. Brehm, G. M. Anlezark, and N. P. Minton. 1994. Physical characterisation of the *Escherichia coli* B gene encoding nitroreductase and its over-expression in *Escherichia coli* K12. *FEMS Microbiol. Lett.* **124**:195–202.
2918. Michaeli, S., and E. Z. Ron. 1984. The *metC* gene in *Escherichia coli* K-12: isolation and studies of relatedness in Enterobacteriaceae. *FEMS Microbiol. Lett.* **22**:31–35.
2919. Michaeli, S., E. Z. Ron, and G. Cohen. 1981. Construction and physical mapping of plasmids containing the *metA* gene of *Escherichia coli* K-12. *Mol. Gen. Genet.* **182**:349–354.
2920. Michaeli, S., M. Mevarech, and E. Z. Ron. 1984. Regulatory region of the *metA* gene of *Escherichia coli* K-12. *J. Bacteriol.* **160**:1158–1162.
2921. Michaels, M. L., C. Cruz, and J. H. Miller. 1990. *mutA* and *mutC*: two mutator loci in *Escherichia coli* that stimulate transversions. *Proc. Natl. Acad. Sci. USA* **87**:9211–9215.
2922. Michaels, M. L., L. Pham, Y. Nghiem, C. Cruz, and J. H. Miller. 1990. MutY, an adenine glycosylase active on G-A mispairs, has homology to endonuclease III. *Nucleic Acids Res.* **18**:3841–3845.
2923. Michaud, C., C. Parquet, B. Flouret, D. Blanot, and J. van Heijenoort. 1990. Revised interpretation of the sequence containing the *murE* gene encoding the UDP-N-acetylmuramyl-tripeptide synthetase of *Escherichia coli*. *Biochem. J.* **269**:277–278. (Letter.)
2924. Miczak, A., A. K. Chauhan, and D. Apirion. 1991. Two new genes located between 2758 and 2761 kilobase pairs on the *Escherichia coli* genome. *J. Bacteriol.* **173**:3271–3272.
2925. Middendorf, A., H. P. Schweizer, J. Vreemann, and W. Boos. 1984. Mapping the markers in the *his-gyrA* region of *Escherichia coli*. *Mol. Gen. Genet.* **197**:175–181.
2926. Mihara, H., T. Kurihara, T. Yoshimura, K. Soda, and N. Esaki. 1997. Cysteine sulfinate desulfinate, a NIFS-like protein of *Escherichia coli* with selenocysteine lyase and cysteine desulfurase activities. Gene cloning, purification, and characterization of a novel pyridoxal enzyme. *J. Biol. Chem.* **272**:22417–22424.
2927. Miki, T., M. Kimura, S. Hiraga, T. Nagata, and T. Yura. 1979. Cloning and physical mapping of the *dnaA* region of the *Escherichia coli* chromosome. *J. Bacteriol.* **140**:817–824.
2928. Miki, T., Y. Ebina, F. Kishi, and A. Nakazawa. 1981. Organization of the *lexA* gene of *Escherichia coli* and nucleotide sequence of the regulatory region. *Nucleic Acids Res.* **9**:529–543.
2929. Mikulskis, A. V., and G. R. Cornelis. 1994. A new class of proteins regulating gene expression in enterobacteria. *Mol. Microbiol.* **11**:77–86.
2930. Mikuni, O., K. Ito, J. Moffat, K. Matsumura, K. McCaughan, T. Nobukuni, W. Tate, and Y. Nakamura. 1994. Identification of the *prfC* gene, which encodes peptide-chain-release factor 3 of *Escherichia coli*. *Proc. Natl. Acad. Sci. USA* **91**:5798–5802.
2931. Mildener, B., T. P. Fondy, R. Engel, and B. E. Tropp. 1981. Effects of halo analogs of glycerol 3-phosphate and dihydroxy-acetone phosphate upon *Escherichia coli*. *Antimicrob. Agents Chemother.* **19**:678–681.
2932. Miles, J. S., and J. R. Guest. 1984. Complete nucleotide sequence of the fumarate gene, *fumA*, of *Escherichia coli*. *Nucleic Acids Res.* **12**:3631–3642.
2933. Miles, J. S., and J. R. Guest. 1984. Nucleotide sequence and transcriptional start point of the phosphomannose isomerase gene (*manA*) of *Escherichia coli*. *Gene* **32**:41–48.
2934. Miles, J. S., and J. R. Guest. 1987. Subgenes expressing single lipoyl domains of the pyruvate dehydrogenase complex of *Escherichia coli*. *Biochem. J.* **245**:869–874.
2935. Milkman, R. 1994. An *Escherichia coli* homologue of eukaryotic potassium channel proteins. *Proc. Natl. Acad. Sci. USA* **91**:3510–3514.
2936. Millar, G., A. Lewendon, M. G. Hunter, and J. R. Coggins. 1986. The cloning and expression of the *aroL* gene from *Escherichia coli* K12. Purification and complete amino acid sequence of shikimate kinase II, the *aroL*-gene product. *Biochem. J.* **237**:427–437.
2937. Millar, G., and J. R. Coggins. 1986. The complete amino acid sequence of 3-dehydroquinate synthase of *Escherichia coli* K12. *FEBS Lett.* **200**:11–17.
2938. Miller, C. G., and G. Schwartz. 1978. Peptidase-deficient mutants of *Escherichia coli*. *J. Bacteriol.* **135**:603–611.
2939. Miller, H. I. 1984. Primary structure of the *himA* gene of *Escherichia coli*: homology with DNA-binding protein HU and association with the phenylalanyl-tRNA synthetase operon. Cold Spring Harbor Symp. Quant. Biol. **49**:691–698.
2940. Miller, H. I., and D. I. Friedman. 1977. Isolation of *Escherichia coli* mutants unable to support lambda integrative recombination. Cold Spring Harbor Symp. Quant. Biol. **42**:349–356.
2941. Miller, H. I., and D. I. Friedman. 1980. An *E. coli* gene product required for lambda site-specific recombination. *Cell* **20**:711–719.
2942. Miller, H. I., and H. A. Nash. 1981. Direct role of the *himA* gene product in phage lambda integration. *Nature* **290**:523–526.
2943. Miller, H. I., M. Kirk, and H. Echols. 1981. SOS induction and autoregulation of the *himA* gene for site-specific recombination in *Escherichia coli*. *Proc. Natl. Acad. Sci. USA* **78**:6754–6758.
2944. Miller, H. I., Y. Kikuchi, H. A. Nash, R. Weisberg, and D. I. Friedman. 1978. Site-specific recombination of bacteriophage lambda: the role of host gene products. Cold Spring Harbor Symp. Quant. Biol. **43**:1121–1126.
2945. Miller, K. W., and H. C. Wu. 1987. Cotranscription of the isoleucyl-tRNA synthetase (*ileS*) and prolipoprotein signal peptidase (*lsp*) genes: fine-structure mapping of the *lsp* internal promoter. *J. Biol. Chem.* **262**:389–393.
2946. Miller, S., R. M. Douglas, P. Carter, and I. R. Booth. 1997. Mutations in the glutathione-gated KefC K⁺ efflux system of *Escherichia coli* that cause constitutive activation. *J. Biol. Chem.* **272**:24942–24947.
2947. Milner, J. L., and J. M. Wood. 1989. Insertion *proQ220::Tn5* alters regulation of proline porter II, a transporter of proline and glycine betaine in *Escherichia coli*. *J. Bacteriol.* **171**:947–951.
2948. Minagawa, J., H. Nakamura, I. Yamato, T. Mogi, and Y. Anraku. 1990. Transcriptional regulation of the cytochrome b562-o complex in *Escherichia coli*. Gene expression and molecular characterization of the promoter. *J. Biol. Chem.* **265**:11198–11203.
2949. Mineno, J., H. Fukui, Y. Ishino, I. Kato, and H. Shinagawa. 1990. Nucleotide sequence of the *araD* gene of *Escherichia coli* K12 encoding the L-ribulose 5-phosphate 4-epimerase. *Nucleic Acids Res.* **18**:6722.
2950. Miner, K. M., and L. Frank. 1974. Sodium-stimulated glutamate transport in osmotically shocked cells and membrane vesicles of *Escherichia coli*. *J. Bacteriol.* **117**:1093–1098.
2951. Minoshima, S., and H. Hayashi. 1980. Studies on bacterial chemotaxis. VI. Effect of *cheX* mutation on the methylation of methyl-accepting chemotaxis protein of *Escherichia coli*. *J. Biochem. (Tokyo)* **87**:1371–1377.
2952. Miranda-Rios, J., R. Sanchez-Pescador, M. Urdea, and A. Covarrubias. 1987. The complete nucleotide sequence of the *glnALG* operon of *Escherichia coli* K12. *Nucleic Acids Res.* **15**:2757–2770.
2953. Miranda-Vizuete, A., A. E. Dandimopoulos, J. Gustafsson, and G. Spyrou. 1997. Cloning, expression, and characterization of a novel *Escherichia coli* thioredoxin. *J. Biol. Chem.* **272**:30841–30847.
2954. Misra, R. 1993. A novel *ompC* mutation of *Escherichia coli* K12 that reduces OmpC and OmpF levels in the outer membrane. *Mol. Microbiol.* **10**:1029–1035.
2955. Misra, R., and P. R. Reeves. 1985. Molecular characterization of the Stc⁻ mutation of *Escherichia coli* K-12. *Gene* **40**:337–342.
2956. Misra, R., and S. A. Benson. 1989. A novel mutation, *cog*, which results in production of a new porin protein (OmpG) of *Escherichia coli* K-12. *J. Bacteriol.* **171**:4105–4111.
2957. Misra, R., and Y. Miao. 1995. Molecular analysis of *asmA*, a locus identified as the suppressor of OmpF assembly mutants of *Escherichia coli* K-12. *Mol. Microbiol.* **16**:779–788.
2958. Misra, T. K., and D. Apirion. 1980. Gene *rne* affects the structure of the ribonucleic acid-processing enzyme ribonuclease E of *Escherichia coli*. *J. Bacteriol.* **142**:359–361.
2959. Missiakas, D., C. Georgopoulos, and S. Raina. 1992. The *Escherichia coli* *rfaH* gene, mutational analysis, cloning, sequencing, and transcriptional regulation: a positive transcriptional regulatory gene for *htrM* and *htrL* genes. GenBank submission M94888.
2960. Missiakas, D., C. Georgopoulos, and S. Raina. 1993. Identification and characterization of the *Escherichia coli* gene *dsbB*, whose product is involved in the formation of disulfide bonds in vivo. *Proc. Natl. Acad. Sci. USA* **90**:7084–7088.
2961. Missiakas, D., C. Georgopoulos, and S. Raina. 1993. The *Escherichia coli* heat shock gene *htpY*: mutational analysis, cloning, sequencing, and transcriptional regulation. *J. Bacteriol.* **175**:2613–2624.
2962. Missiakas, D., C. Georgopoulos, and S. Raina. 1994. The *Escherichia coli* *dsbC* (*xprA*) gene encodes a periplasmic protein involved in disulfide bond formation. *EMBO J.* **13**:2013–2020.
2963. Missiakas, D., F. Schwager, J. M. Betton, C. Georgopoulos, and S. Raina. 1996. Identification and characterization of HsIV HsIU (ClpQ ClpY) proteins involved in overall proteolysis of misfolded proteins in *Escherichia coli*. *EMBO J.* **15**:6899–6909.
2964. Missiakas, D., J. M. Betton, and S. Raina. 1996. New components of protein folding in extracytoplasmic compartments of *Escherichia coli* SurA, FkpA and Skp/OmpH. *Mol. Microbiol.* **21**:871–884.
2965. Missiakas, D., M. P. Mayer, M. Lemaire, C. Georgopoulos, and S. Raina. 1997. Modulation of the *Escherichia coli* σ^{H} (RpoE) heat-shock transcription-factor activity by the RseA, RseB and RseC proteins. *Mol. Microbiol.* **24**:355–371.
2966. Missiakas, D., and S. Raina. 1997. Signal transduction pathways in re-

- sponse to protein misfolding in the extracytoplasmic compartments of *E. coli*: role of two new phosphoprotein phosphatases PrpA and PrpB. *EMBO J.* **16**:1670–1685.
2967. Mitra, S., B. C. Pal, and R. S. Foote. 1982. O⁶-methylguanine-DNA methyltransferase in wild-type and *ada* mutants of *Escherichia coli*. *J. Bacteriol.* **152**:534–537.
2968. Miura, K., Y. Tomioka, H. Suzuki, M. Yonezawa, T. Hishinuma, and M. Mizugaki. 1997. Molecular cloning of the *nema* gene encoding N-ethylmaleimide reductase from *Escherichia coli*. *Biol. Pharm. Bull.* **20**:110–112.
2969. Miwa, Y., T. Horiguchi, and K. Shigesada. 1995. Structural and functional dissections of transcription termination factor rho by random mutagenesis. *J. Mol. Biol.* **254**:815–837.
2970. Miyada, C. G., X. Soberon, K. Itakura, and G. Wilcox. 1982. The use of synthetic oligodeoxyribonucleotides to produce specific deletions in the *araBAD* promoter of *Escherichia coli* B/r. *Gene* **17**:167–177.
2971. Miyada, C. G., A. H. Horwitz, L. G. Cass, J. Timko, and G. Wilcox. 1980. DNA sequence of the *araC* regulatory gene from *Escherichia coli* B/r. *Nucleic Acids Res.* **8**:5267–5274.
2972. Miyajima, A., M. Shibuya, Y. Kuchino, and Y. Kaziro. 1981. Transcription of the *E. coli* *tufB* gene: cotranscription with four tRNA genes and inhibition by guanosine-5'-diphosphate-3'-diphosphate. *Mol. Gen. Genet.* **183**:13–19.
2973. Miyake, H., H. Yabu, T. Satoh, and I. Yamamoto. 1995. Characterization and transcriptional regulation of the *modABCD* genes for molybdenum transport in *Escherichia coli*. *Nucleic Acids Symp. Ser.* **34**:91–92.
2974. Miyamoto, K., K. Nakahigashi, K. Nishimura, and H. Inokuchi. 1991. Isolation and characterization of visible light-sensitive mutants of *Escherichia coli* K12. *J. Mol. Biol.* **219**:393–398.
2975. Miyoshi, Y., and H. Yamagata. 1976. Sucrose-dependent spectinomycin-resistant mutants of *Escherichia coli*. *J. Bacteriol.* **125**:142–148.
2976. Mizote, T., and H. Nakayama. 1989. The *thiM* locus and its relation to phosphorylation of hydroxymethylpyrimidine in *Escherichia coli*. *Microbiology* **142**:2969–2974.
2978. Mizuno, T., E. Wurtzel, and M. Inouye. 1982. Cloning of the regulatory genes (*ompR* and *envZ*) for the matrix proteins of the *Escherichia coli* outer membrane. *J. Bacteriol.* **150**:1462–1466.
2979. Mizuno, T., E. Wurtzel, and M. Inouye. 1982. Osmoregulation of gene expression. II. DNA sequence of the *envZ* gene of the *ompB* operon of *Escherichia coli* and characterization of its gene product. *J. Biol. Chem.* **257**:13692–13698.
2980. Mizuno, T., M.-Y. Chou, and M. Inouye. 1983. A comparative study on the genes for three porins of the *Escherichia coli* outer membrane: DNA sequence of the osmoregulated *ompC* gene. *J. Biol. Chem.* **258**:6932–6940.
2981. Mizuno, T., M.-Y. Chou, and M. Inouye. 1983. DNA sequence of the promoter region of the *ompC* gene and the amino acid sequence of the signal peptide of pro-OmpC protein of *Escherichia coli*. *FEBS Lett.* **151**:159–164.
2982. Mizuno, T., M.-Y. Chou, and M. Inouye. 1984. A unique mechanism regulating gene expression: translational inhibition by a complementary RNA transcript (micRNA). *Proc. Natl. Acad. Sci. USA* **81**:1966–1970.
2983. Mizuno, T., and S. Mizushima. 1987. Isolation and characterization of deletion mutants of *ompR* and *envZ*, regulatory genes for expression of the outer membrane proteins OmpC and OmpF in *Escherichia coli*. *J. Biochem. (Tokyo)* **101**:387–396.
2984. Mizusawa, S., D. L. Court, and S. Gottesman. 1983. Transcription of the *sulA* gene and expression by *lexA*. *J. Mol. Biol.* **171**:337–343.
2985. Mizushima, T., S. Sasaki, H. Ohishi, M. Kobayashi, T. Katayama, T. Miki, M. Maeda, and K. Sekimizu. 1996. Molecular design of inhibitors of *in vitro* *oriC* DNA replication based on the potential to block the ATP binding of DnaA protein. *J. Biol. Chem.* **271**:25178–25183.
2986. Mizushima, T., T. Katayama, and K. Sekimizu. 1996. Effect on DNA topology by DnaA protein, the initiation factor of chromosomal DNA replication in *Escherichia coli*. *Biochemistry* **35**:11512–11516.
2987. Model, P., G. Jovanovic, and J. Dworkin. 1997. The *Escherichia coli* phage-shock-protein (*psp*) operon. *Mol. Microbiol.* **24**:255–261.
2988. Moffat, K. G., and A. Mackinnon. 1985. Cloning of the *Escherichia coli* K-12 *guaC* gene following its transposition into the RP4:Mu cointegrate. *Gene* **40**:141–143.
2989. Mogi, T., H. Yamamoto, T. Nakao, I. Yamato, and Y. Anraku. 1986. Genetic and physical characterization of *putP*, the proline carrier gene of *Escherichia coli* K12. *Mol. Gen. Genet.* **202**:35–41.
2990. Mohan, S., T. M. Kelly, S. S. Eveland, C. R. H. Raetz, and M. S. Anderson. 1994. An *Escherichia coli* gene (*fabZ*) encoding (3R)-hydroxymyristoyl acyl carrier protein dehydrase. *J. Biol. Chem.* **269**:32896–32903.
2991. Moir, P. D., R. Spiegelberg, I. R. Oliver, J. H. Pringle, and M. Masters. 1992. Proteins encoded by the *Escherichia coli* replication terminus region. *J. Bacteriol.* **174**:2102–2110.
2992. Molnar, J., I. B. Holland, and Y. Mandi. 1977. Selection of *lon* mutants in *Escherichia coli* by treatment with phenothiazines. *Genet. Res.* **30**:13–20.
2993. Monticello, R. A., E. Angov, and W. S. A. Brusilow. 1992. Effects of inducing expression of cloned genes for the F₀ proton channel of the *Escherichia coli* F₁F₀ ATPase. *J. Bacteriol.* **174**:3370–3376.
2994. Monticello, R. A., and W. S. A. Brusilow. 1994. Role of the δ subunit in enhancing proton conduction through the F₀ of the *Escherichia coli* F₁F₀ ATPase. *J. Bacteriol.* **176**:1383–1389.
2995. Moolenaar, G. F., C. A. Van Sluis, C. Backendorf, and P. Van de Putte. 1987. Regulation of the *Escherichia coli* excision repair gene *uvrC*. Overlap between the *uvrC* structural gene and the region coding for a 24 kDa protein. *Nucleic Acids Res.* **15**:4273–4289.
2996. Moore, R. C., and S. M. Boyle. 1990. Nucleotide sequence and analysis of the *speA* gene encoding biosynthetic arginine decarboxylase in *Escherichia coli*. *J. Bacteriol.* **172**:4631–4640.
2997. Moore, S., and E. James. 1979. Mapping of restriction sites in the *argF* gene of *Escherichia coli* by partial endonuclease digestion of end-labeled DNA. *Gene* **5**:159–175. (Erratum, 5:343–344, 1979.)
2998. Moore, S. K., R. T. Garvin, and E. James. 1981. Nucleotide sequence of the *argF* regulatory region of *Escherichia coli* K-12. *Gene* **16**:119–132.
2999. Moralejo, P., S. M. Egan, E. Hidalgo, and J. Aguilar. 1993. Sequencing and characterization of a gene cluster encoding the enzymes for L-rhamnose metabolism in *Escherichia coli*. *J. Bacteriol.* **175**:5585–5594.
3000. Moran, M. C., A. J. Mazaitis, R. H. Vogel, and A. D. David. 1979. Clustered *arg* genes on a BamHI segment of the *Escherichia coli* chromosome. *Gene* **8**:25–34.
3001. Morgan, S., A. Korner, K. B. Low, and D. Soll. 1977. Regulation of biosynthesis of aminoacyl-tRNA synthetases and of tRNA in *Escherichia coli*. I. Isolation and characterization of a mutant with elevated levels of tRNA^{Gln}. *J. Mol. Biol.* **117**:1013–1031.
3002. Morimyo, M. 1988. Isolation and characterization of methyl viologen-sensitive mutants of *Escherichia coli* K-12. *J. Bacteriol.* **170**:2136–2142.
3003. Morimyo, M., E. Hongo, H. Hama-Inaba, and I. Machida. 1992. Cloning and characterization of the *mvrC* gene of *Escherichia coli* K-12 which confers resistance against methyl viologen toxicity. *Nucleic Acids Res.* **20**:3159–3165.
3004. Morita, T., M. Amemura, K. Makino, H. Shinagawa, K. Magota, N. Otsubi, and A. Nakata. 1983. Hyperproduction of phosphate-binding protein, PhoS, and pre-PhoS proteins in *Escherichia coli* carrying a cloned *phoS* gene. *Eur. J. Biochem.* **130**:427–435.
3005. Moriya, H., H. Kasai, and K. Isono. 1995. Cloning and characterization of the *hpaA* gene in the *terC* region of *Escherichia coli* that is highly similar to the DEAH family RNA helicase genes of *Saccharomyces cerevisiae*. *Nucleic Acids Res.* **23**:595–598.
3006. Morona, R., M. Kloese, and U. Henning. 1984. *Escherichia coli* K-12 outer membrane protein (OmpA) as a bacteriophage receptor: analysis of mutant genes expressing altered proteins. *J. Bacteriol.* **159**:570–578.
3007. Morona, R., and P. R. Reeves. 1981. Molecular cloning of the *tolC* locus of *Escherichia coli* K-12 with the use of transposon Tn10. *Mol. Gen. Genet.* **184**:430–433.
3008. Morona, R., and P. R. Reeves. 1982. A new locus, *stc*, which affects the phenotype of *tolC* mutants of *Escherichia coli* K-12. *Mol. Gen. Genet.* **187**:335–341.
3009. Morona, R., and P. R. Reeves. 1982. The *tolC* locus of *Escherichia coli* affects the expression of three major outer membrane proteins. *J. Bacteriol.* **150**:1016–1023.
3010. Morona, R., and U. Henning. 1986. New locus (*trr*) in *Escherichia coli* K-12 affecting sensitivity to bacteriophage T2 and growth on oleate as the sole carbon source. *J. Bacteriol.* **168**:534–540.
3011. Morris, J. F., and E. B. Newman. 1980. Map location of the *ssd* mutation in *Escherichia coli*. *J. Bacteriol.* **143**:1504–1505.
3012. Morris, P. W., J. P. Binkley, J. M. Henson, and P. Kuempel. 1985. Cloning and location of the *dgsA* gene of *Escherichia coli*. *J. Bacteriol.* **163**:785–786.
3013. Morris, T. W., K. E. Reed, and J. E. Cronan, Jr. 1994. Identification of the gene encoding lipoate-protein ligase A of *Escherichia coli*. Molecular cloning and characterization of the *lplA* gene and gene product. *J. Biol. Chem.* **269**:16091–16100.
3014. Morris, T. W., K. E. Reed, and J. E. Cronan, Jr. 1995. Lipoic acid metabolism in *Escherichia coli*: the *lplA* and *lipB* genes define redundant pathways for ligation of lipoyl groups to apoprotein. *J. Bacteriol.* **177**:1–10.
3015. Mortarino, M., A. Negri, G. Tedeschi, T. Simoncic, S. Duga, H. G. Gassen, and S. Ronchi. 1996. L-Aspartate oxidase from *Escherichia coli*. I. Characterization of coenzyme binding and product inhibition. *Eur. J. Biochem.* **239**:418–426.
3016. Mortensen, K. K., E. Hajnsdorf, P. Regnier, and H. U. Sperling-Petersen. 1995. Improved recombinant tandem expression of translation initiation factor IF2 in RNase E deficient *E. coli* cells. *Biochem. Biophys. Res. Commun.* **214**:1254–1259.
3017. Mortensen, L., G. Dandanell, and K. Hammer. 1989. Purification and characterization of the *deoR* repressor of *Escherichia coli*. *EMBO J.* **8**:325–331.
3018. Moskovitz, J., M. A. Rahman, J. Strassman, S. D. Yancey, S. R. Kushner, N. Brot, and H. Weissbach. 1995. *Escherichia coli* peptide methionine sulfoxide reductase gene: regulation of expression and role in protecting

- against oxidative damage. *J. Bacteriol.* **177**:502–507.
3019. **Motamedi, H., Y. Lee, and F. J. Schmidt.** 1984. Tandem promoters preceding the gene for the M1 RNA component of *Escherichia coli* ribonuclease. *Proc. Natl. Acad. Sci. USA* **81**:3959–3963.
3020. **Motojima, K., I. Yamato, Y. Anraku, A. Nishimura, and Y. Hirota.** 1979. Amplification and characterization of the proline transport carrier of *Escherichia coli* K-12 by using *proT⁺* hybrid plasmids. *Proc. Natl. Acad. Sci. USA* **76**:6255–6259.
3021. **Mottl, H., P. Nieland, G. De Kort, J. J. Wierenga, and W. Keck.** 1992. Deletion of an additional domain located between SXXK and SXN active-site fingerprints in penicillin-binding protein 4 from *Escherichia coli*. *J. Bacteriol.* **174**:3261–3269.
3022. **Mottl, H., P. Terpstra, and W. Keck.** 1991. Penicillin-binding protein 4 of *Escherichia coli* shows a novel type of primary structure among penicillin-interacting proteins. *FEMS Microbiol. Lett.* **62**:213–220.
3023. **Movva, N. R., K. Nakamura, and M. Inouye.** 1980. Gene structure of the OmpA protein, a major surface protein of *Escherichia coli* required for cell-cell interaction. *J. Mol. Biol.* **143**:317–328.
3024. **Movva, N. R., N. N. Rao, K. Nakamura, and M. Inouye.** 1980. Regulatory region of the gene for the OmpA protein, a major outer membrane protein of *Escherichia coli*. *Proc. Natl. Acad. Sci. USA* **77**:3845–3849.
3025. **Movva, R. N., P. J. Green, K. Nakamura, and M. Inouye.** 1981. Interaction of cAMP receptor protein with the *ompA* gene, a gene for a major outer membrane protein of *Escherichia coli*. *FEBS Lett.* **128**:186–190.
3026. **Moyed, H. S.** 1960. False feedback inhibition: inhibition of tryptophan biosynthesis by 5-methyltryptophan. *J. Biol. Chem.* **235**:1098–1102.
3027. **Moyed, H. S.** 1961. Interference with the feed-back control of histidine biosynthesis. *J. Biol. Chem.* **236**:2261–2267.
3028. **Moyed, H. S., and K. Bertrand.** 1983. *hipA*, a newly recognized gene of *Escherichia coli* K-12 that affects frequency of persistence after inhibition of murein synthesis. *J. Bacteriol.* **155**:768–775.
3029. **Moyed, H. S., and S. H. Broderick.** 1986. Molecular cloning and expression of *hipA*, a gene of *Escherichia coli* K-12 that affects frequency of persistence after inhibition and murein synthesis. *J. Bacteriol.* **166**:399–403.
3030. **Muday, G. K., D. I. Johnson, R. L. Somerville, and K. M. Herrmann.** 1991. The tyrosine repressor negatively regulates *aroH* expression in *Escherichia coli*. *J. Bacteriol.* **173**:3930–3932.
3031. **Mudd, E. A., H. M. Krisch, and C. F. Higgins.** 1990. RNase E, an endoribonuclease, has a general role in the chemical decay of *Escherichia coli* mRNA: evidence that *me* and *ams* are the same genetic locus. *Mol. Microbiol.* **4**:2127–2135.
3032. **Mueller, E. G., C. J. Buck, P. M. Palenchar, L. E. Barnhart, and J. L. Paulson.** 1998. Identification of a gene involved in the generation of 4-thiouridine in tRNA. *Nucleic Acids Res.* **26**:2606–2610.
3033. **Mueller-Wriedt, K., B. F. Matzanke, V. Schoenemann, A. X. Trautwein, and K. Hantke.** FluF, an iron-regulated protein of *Escherichia coli* with a new type of [2FE-2S] center. Submitted for publication.
3034. **Muffler, A., D. Fischer, S. Altuvia, G. Storz, and R. Hengge-Aronis.** 1996. The response regulator RssB controls stability of the σ^S subunit of RNA polymerase in *Escherichia coli*. *EMBO J.* **15**:1333–1339.
3035. **Muffler, A., M. Barth, C. Marschall, and R. Hengge-Aronis.** 1997. Heat shock regulation of σ^S turnover: a role for DnaK and relationship between stress responses mediated by σ^S and σ^{32} in *Escherichia coli*. *J. Bacteriol.* **179**:445–452.
3036. **Mukhopadhyay, B., and H. E. Schellhorn.** 1994. Induction of *Escherichia coli* hydroperoxidase I by acetate and other weak acids. *J. Bacteriol.* **176**:2300–2307.
3037. **Mukhopadhyay, S., and H. E. Schellhorn.** 1997. Identification and characterization of hydrogen peroxide-sensitive mutants of *Escherichia coli*: genes that require OxyR for expression. *J. Bacteriol.* **179**:330–338.
3038. **Muller, M. M., A. Vianney, J. C. Lazzaroni, R. E. Webster, and R. Portalier.** 1993. Membrane topology of the *Escherichia coli* TolR protein required for cell envelope integrity. *J. Bacteriol.* **175**:6059–6061.
3039. **Muller, M. M., and R. E. Webster.** 1997. Characterization of the *tol-pal* and *cyd* region of *Escherichia coli* K-12: transcript analysis and identification of two new proteins encoded by the *cyd* operon. *J. Bacteriol.* **179**:2077–2080.
3040. **Muller, R., C. Dahm, G. Schulte, and E. Leistner.** 1996. An isochorismate hydroxymutase isogene in *Escherichia coli*. *FEBS Lett.* **378**:131–134.
3041. **Muller, V., C. J. Jones, I. Kawagishi, S. Aizawa, and R. M. Macnab.** 1992. Characterization of the *fltE* genes of *Escherichia coli* and *Salmonella typhimurium* and identification of the *fltE* protein as a component of the flagellar hook-basal body complex. *J. Bacteriol.* **174**:2298–2304.
3042. **Muller-Hill, B., L. Crapo, and W. Gilbert.** 1968. Mutants that make more *lac* repressor. *Proc. Natl. Acad. Sci. USA* **59**:1259–1264.
3043. **Mullin, D. A., C. L. Woldringh, J. M. Henson, and J. R. Walker.** 1983. Cloning of the *Escherichia coli* *dnaZX* region and identification of its product. *Mol. Gen. Genet.* **192**:73–79.
3044. **Mulvey, M. R.** 1988. Cloning and physical characterization of *katE* and *katF* required for catalase HPII expression of *Escherichia coli*. *Gene* **73**:337–346.
3045. **Mulvey, M. R., and P. C. Loewen.** 1989. Nucleotide sequence of *katF* of *Escherichia coli* suggests KatF protein is a novel transcription factor. *Nucleic Acids Res.* **17**:9979–9991.
3046. **Munch-Petersen, A., and B. Mygind.** 1976. Nucleoside transport systems in *Escherichia coli* K12: specificity and regulation. *J. Cell. Physiol.* **89**:551–560.
3047. **Munch-Petersen, A., B. Mygind, A. Nicolaisen, and N. J. Pihl.** 1979. Nucleoside transport in cells and membrane vesicles from *Escherichia coli* K12. *J. Biol. Chem.* **254**:3730–3737.
3048. **Munch-Petersen, A., P. Nygaard, K. Hammer-Jespersen, and N. Fiil.** 1972. Mutants constitutive for nucleoside-catabolizing enzymes in *Escherichia coli* K12. *Eur. J. Biochem.* **27**:208–215.
3049. **Munekiyo, R., T. Tsuzuki, and M. Sekiguchi.** 1979. A new locus of *Escherichia coli* that determines sensitivity to bacteriophage phiX174. *J. Bacteriol.* **138**:1038–1040.
3050. **Munro, A. W., G. Y. Ritchie, A. J. Lamb, R. M. Douglas, and I. R. Booth.** 1991. The cloning and DNA sequence of the gene for the glutathione-regulated potassium-efflux system KefC of *Escherichia coli*. *Mol. Microbiol.* **5**:607–616.
3051. **Murakami, H., H. Inokuchi, Y. Hirota, H. Ozeki, and H. Yamagishi.** 1980. Characterization of the *dnaA* gene carried by lambda transducing phage. *Mol. Gen. Genet.* **180**:235–247.
3052. **Murakami, H., K. Kita, H. Oya, and Y. Anraku.** 1984. Chromosomal location of the *Escherichia coli* cytochrome b556. *Mol. Gen. Genet.* **196**:1–5.
3053. **Murakami, H., K. Kita, H. Oya, and Y. Anraku.** 1985. The *Escherichia coli* cytochrome b556 gene, *cybA*, is assignable as *sdhC* in the succinate dehydrogenase gene cluster. *FEMS Microbiol. Lett.* **30**:307–311.
3054. **Murakami, H., K. Kita, and Y. Anraku.** 1984. Cloning of *cybB*, the gene for cytochrome b561 of *Escherichia coli* K12. *Mol. Gen. Genet.* **198**:1–6.
3055. **Murakami, H., T. Nagata, W. Schwarz, C. Wada, and T. Yura.** 1985. Novel *dnaG* mutation in a *dnaP* mutant of *Escherichia coli*. *J. Bacteriol.* **162**:830–832.
3056. **Muralikrishna, P., and E. Wickstrom.** 1989. Inducible high expression of the *Escherichia coli* *infC* gene subcloned behind a bacteriophage T7 promoter. *Gene* **80**:369–374.
3057. **Muramatsu, S., and T. Mizuno.** 1989. Nucleotide sequence of the *fabE* gene and flanking regions containing a bent DNA sequence of *Escherichia coli*. *Nucleic Acids Res.* **17**:3982.
3058. **Muramatsu, T., K. Nishikawa, F. Nemoto, Y. Kuchino, S. Nishimura, T. Miyazawa, and K. Yokoyama.** 1988. Codon and amino-acid specificities of a transfer RNA are both converted by a single post-transcriptional modification. *Nature* **336**:179–181.
3059. **Muramatsu, T., and T. Mizuno.** 1990. Nucleotide sequence of the region encompassing the *int* gene of a cryptic prophage and the *dnaY* gene flanked by a curved DNA sequence of *Escherichia coli* K12. *Mol. Gen. Genet.* **220**:325–328.
3060. **Murata, K., K. Tani, J.-I. Kato, and I. Chibata.** 1981. Isolation of *Escherichia coli* B mutant deficient in glutathione biosynthesis. *Agric. Biol. Chem.* **45**:2131–2132.
3061. **Murayama, N., H. Shimizu, S. Takiguchi, Y. Baba, H. Amino, T. Horiuchi, K. Sekimizu, and T. Miki.** 1996. Evidence for involvement of *Escherichia coli* genes *pmbA*, *csrA* and a previously unrecognized gene *ltdD*, in the control of DNA gyrase by *letD* (*ccdB*) of sex factor F. *J. Mol. Biol.* **256**:483–502.
3062. **Murgola, E., and E. A. Adelberg.** 1970. Mutants of *Escherichia coli* K-12 with an altered glutamyl-transfer ribonucleic acid synthetase. *J. Bacteriol.* **103**:178–183.
3063. **Murgola, E. J., F. T. Pagel, K. A. Hijazi, A. L. Arkov, W. Xu, and S. Q. Zhao.** 1995. Variety of nonsense suppressor phenotypes associated with mutational changes at conserved sites in *Escherichia coli* ribosomal RNA. *Biochem. Cell Biol.* **73**:925–931.
3064. **Murgola, E. J., and G. Guarneros.** 1991. Ribosomal RNA and peptidyl-tRNA hydrolase: a peptide chain termination model for lambda bar RNA inhibition. *Biochimie* **73**:1573–1578.
3065. **Murgola, E. J., W. Xu, and A. L. Arkov.** 1995. Mutations at three sites in the *Escherichia coli* 23S ribosomal RNA binding region for protein L11 cause UGA-specific suppression and conditional lethality. *Nucleic Acids Symp. Ser.* **114**:70–72.
3066. **Murooka, Y., T. Higashiura, and T. Harada.** 1978. Genetic mapping of tyramine oxidase and arylsulfatase genes and their regulation in intergeneric hybrids of enteric bacteria. *J. Bacteriol.* **136**:714–722.
3067. **Murphy, C. K., E. J. Stewart, and J. R. Beckwith.** 1995. A double counter-selection system for the study of null alleles of essential genes in *Escherichia coli*. *Gene* **155**:1–7. (Erratum, **163**:165, 1995.)
3068. **Murphy, C. K., and J. R. Beckwith.** 1994. Residues essential for the function of SecE, a membrane component of the *Escherichia coli* secretion apparatus, are located in a conserved cytoplasmic region. *Proc. Natl. Acad. Sci. USA* **91**:2557–2561.
3069. **Murphy, H., M. Kalman, and M. Cashel.** 1992. Identification of the *gppB* locus as two convergent arylsulfatase-like genes, *aslA* and *aslB*, capable of suppressing a guanosine pentaphosphate phosphatase missense mutation in *Escherichia coli*. GenBank submission.

3070. Murray, K. D., and H. Bremer. 1996. Control of *spoT*-dependent ppGpp synthesis and degradation in *Escherichia coli*. *J. Mol. Biol.* **259**:41–57.
3071. Murray, N. E., J. A. Gough, B. Suri, and T. A. Bickle. 1982. Structural homologies among type I restriction-modification systems. *EMBO J.* **1**:535–539.
3072. Murray, N. E., and W. S. Kelley. 1979. Characterization of λ poA transducing phages: effective expression of the *E. coli* *polA* gene. *Mol. Gen. Genet.* **175**:77–87.
3073. Muse, W. B., and R. A. Bender. 1998. The *nac* (nitrogen assimilation control) gene from *Escherichia coli*. *J. Bacteriol.* **180**:1166–1173.
3074. Muto, A., M. Sato, T. Tadaki, M. Fukushima, C. Ushida, and H. Himeno. 1996. Structure and function of 10Sa RNA: trans-translation system. *Biochimie* **78**:985–991.
3075. Mutoh, N., K. Inokuchi, and S. Mizushima. 1982. Amino acid sequence of the signal peptides of OmpF, a major outer membrane protein of *Escherichia coli*. *FEBS Lett.* **137**:171–174.
3076. Mutoh, N., and M. Simon. 1986. Nucleotide sequence corresponding to five chemotaxis genes in *Escherichia coli*. *J. Bacteriol.* **165**:161–166.
3077. Mutoh, N., T. Nagasawa, and S. Mizushima. 1981. Specialized transducing bacteriophage lambda carrying the structural gene for a major outer membrane matrix protein of *Escherichia coli* K-12. *J. Bacteriol.* **145**:1085–1090.
3078. Muzzin, O., E. A. Campbell, L. Xia, E. Severinova, S. A. Darst, and K. Severinov. 1998. Disruption of *Escherichia coli* *hepA*, an RNA polymerase-associated protein, causes UV sensitivity. *J. Biol. Chem.* **273**:15157–15161.
3079. Myler, P. J., G. M. Venkataraman, M. J. Lodes, and K. D. Stuart. 1994. A frequently amplified region in *Leishmania* contains a gene conserved in prokaryotes and eukaryotes. *Gene* **148**:187–193.
3080. Mytelka, D. S., and M. J. Chamberlin. 1996. *Escherichia coli* *fliAZY* operon. *J. Bacteriol.* **178**:24–34.
3081. Nagano, Y., R. Matsuno, and Y. Sasaki. 1991. An essential gene of *Escherichia coli* that has sequence similarity to a chloroplast gene of unknown function. *Mol. Gen. Genet.* **228**:62–64.
3082. Nagasawa, H., Y. Sakagami, A. Suzuki, H. Suzuki, H. Hara, and Y. Hirota. 1989. Determination of the cleavage site involved in C-terminal processing of penicillin-binding protein 3 of *Escherichia coli*. *J. Bacteriol.* **171**:5890–5893.
3083. Nagasawa, S., K. Ishige, and T. Mizuno. 1993. Novel members of the two-component signal transduction genes in *Escherichia coli*. *J. Biochem. (Tokyo)* **114**:350–357.
3084. Nagasawa, S., S. Tokishita, H. Aiba, and T. Mizuno. 1992. A novel sensor-regulator protein that belongs to the homologous family of signal-transduction proteins involved in adaptive responses in *Escherichia coli*. *Mol. Microbiol.* **6**:799–807.
3085. Nagase, T., S. Ishii, and F. Imamoto. 1988. Differential transcriptional control of the two *tRNA^{Phe}* genes of *Escherichia coli* K-12. *Gene* **67**:49–57.
3086. Nagel, R., A. Chan, and E. Rosen. 1994. *ruv* and *recG* genes and the induced precise excision of *Tn10* in *Escherichia coli*. *Mutat. Res.* **311**:103–109.
3087. Naggert, J., M. L. Narasimhan, L. DeVeaux, H. Cho, Z. I. Randhawa, J. E. Cronan, B. N. Green, and S. Smith. 1991. Cloning, sequencing, and characterization of *Escherichia coli* thioesterase II. *J. Biol. Chem.* **266**:11044–11050.
3088. Nagy, P. L., A. Marolewski, S. J. Benkovic, and H. Zalkin. 1995. Formyltetrahydrofolate hydrolase, a regulatory enzyme that functions to balance pools of tetrahydrofolate and one-carbon tetrahydrofolate adducts in *Escherichia coli*. *J. Bacteriol.* **177**:1292–1298.
3089. Nagy, P. L., G. M. McCorkle, and H. Zalkin. 1993. *purU*, a source of formate for *purT*-dependent phosphoribosyl-*N*-formylglycinamide synthesis. *J. Bacteriol.* **175**:7066–7073.
3090. Nahlik, M. S., T. J. Brickman, B. A. Ozenberger, and M. A. McIntosh. 1989. Nucleotide sequence and transcriptional organization of the *Escherichia coli* enterobactin biosynthesis cistrons *entB* and *entA*. *J. Bacteriol.* **171**:784–790.
3091. Nahlik, M. S., T. P. Fleming, and M. A. McIntosh. 1987. Cluster of genes controlling synthesis and activation of 2,3-dihydroxybenzoic acid in production of enterobactin in *Escherichia coli*. *J. Bacteriol.* **169**:4163–4170.
3092. Naito, S., T. Kitani, T. Ogawa, T. Okazaki, and H. Uchida. 1984. *Escherichia coli* mutants suppressing replication-defective mutations of the ColE1 plasmid. *Proc. Natl. Acad. Sci. USA* **81**:550–554.
3093. Nakabeppu, Y., H. Kondo, and M. Sekiguchi. 1984. Cloning and characterization of the *alkA* gene of *Escherichia coli* that encodes 3-methyladenine DNA glycosylase II. *J. Biol. Chem.* **259**:13723–13729.
3094. Nakabeppu, Y., H. Kondo, S. I. Kawabata, S. Iwanaga, and M. Sekiguchi. 1985. Purification and structure of the intact Ada regulatory protein of *Escherichia coli* K12, O⁶-methyl-guanine-DNA methyltransferase. *J. Biol. Chem.* **260**:7281–7288.
3095. Nakabeppu, Y., T. Miyata, H. Kondo, S. Iwanaga, and M. Sekiguchi. 1984. Structure and expression of the *alkA* gene of *Escherichia coli* involved in adaptive response to alkylating agents. *J. Biol. Chem.* **259**:13730–13736.
3096. Nakagawa, J., and M. Matsubashi. 1982. Molecular divergence of a major peptidoglycan synthetase with transglycosylase-transpeptidase activities in *Escherichia coli*—penicillin binding protein 1Bs. *Biochem. Biophys. Res. Commun.* **105**:1546–1553.
3097. Nakagawa, J., S. Tamaki, and M. Matsubashi. 1979. Purified penicillin binding proteins 1Bs from *Escherichia coli* membrane showing activities of both peptidoglycan polymerase and peptidoglycan crosslinking enzyme. *Agric. Biol. Chem.* **43**:1379–1380.
3098. Nakahigashi, K., and H. Inokuchi. 1990. Nucleotide sequence between the *fadB* and the *rnaA* operon from *Escherichia coli*. *Nucleic Acids Res.* **18**:6439.
3099. Nakahigashi, K., and H. Inokuchi. 1990. Nucleotide sequence of the *fadA* and *fadB* genes from *Escherichia coli*. *Nucleic Acids Res.* **18**:4937.
3100. Nakahigashi, K., K. Miyamoto, K. Nishimura, and H. Inokuchi. 1992. Isolation and characterization of a light-sensitive mutant of *Escherichia coli* K-12 with a mutation in a gene that is required for the biosynthesis of ubiquinone. *J. Bacteriol.* **174**:7352–7359.
3101. Nakahigashi, K., K. Nishimura, K. Miyamoto, and H. Inokuchi. 1991. Photosensitivity of a protoporphyrin-accumulating, light-sensitive mutant (*visA*) of *Escherichia coli* K-12. *Proc. Natl. Acad. Sci. USA* **88**:10520–10524.
3102. Nakajima, N., H. Ozeki, and Y. Shimura. 1981. Organization and structure of an *E. coli* tRNA operon containing seven tRNA genes. *Cell* **23**:239–249.
3103. Nakajima, N., H. Ozeki, and Y. Shimura. 1982. In vitro transcription of the *supB-E* tRNA operon of *Escherichia coli*. *J. Biol. Chem.* **257**:11113–11120.
3104. Nakamura, H. 1979. Novel acriflavine resistance genes, *acrC* and *acrD*, in *Escherichia coli* K-12. *J. Bacteriol.* **139**:8–12.
3105. Nakamura, H., H. Murakami, I. Yamato, and Y. Anraku. 1988. Nucleotide sequence of the *cybB* gene encoding cytochrome b561 in *Escherichia coli* K12. *Mol. Gen. Genet.* **212**:1–5.
3106. Nakamura, H., I. Yamato, Y. Anraku, L. Lemieux, and R. B. Gennis. 1990. Expression of *cyoA* and *cyoB* demonstrates that the CO-binding heme component of the *Escherichia coli* cytochrome *o* complex is in subunit I. *J. Biol. Chem.* **265**:11193–11197.
3107. Nakamura, H., M. Maruyama, M. Soma, J.-I. Kato, H. Suzuki, and Y. Hirota. 1983. On the process of cellular division in *Escherichia coli*: nucleotide sequence of the gene for penicillin-binding protein. *Mol. Gen. Genet.* **191**:1–9.
3108. Nakamura, H., and S. Mizusawa. 1985. In vivo evidence that the *nusA* and *infB* genes of *E. coli* are part of the same multi-gene operon which encodes at least four proteins. *EMBO J.* **4**:527–532.
3109. Nakamura, K., and M. Inouye. 1979. DNA sequence of the gene for the outer membrane lipoprotein of *E. coli*: an extremely AT-rich promoter. *Cell* **18**:1109–1117.
3110. Nakamura, K., R. M. Pirtle, I. L. Pirtle, K. Takeishi, and M. Inouye. 1980. Messenger ribonucleic acid of the lipoprotein of the *Escherichia coli* outer membrane. II. The complete nucleotide sequence. *J. Biol. Chem.* **255**:210–216.
3111. Nakamura, M., M. Yamada, Y. Hirota, K. Sugimoto, A. Oka, and M. Takanami. 1981. Nucleotide sequence of the *asnA* gene coding for asparagine synthetase of *E. coli* K-12. *Nucleic Acids Res.* **9**:4669–4676.
3112. Nakamura, S., M. Nakamura, T. Kojima, and H. Yoshida. 1989. *gyrA* and *gyrB* mutations in quinolone-resistant strains of *Escherichia coli*. *Antimicrob. Agents Chemother.* **33**:254–255.
3113. Nakamura, Y. 1980. Hybrid plasmid carrying *Escherichia coli* genes for primase (*dnaG*) and RNA polymerase sigma factor (*rpoD*); gene organization and control of their expression. *Mol. Gen. Genet.* **178**:487–497.
3114. Nakamura, Y., T. Kurihara, H. Saito, and H. Uchida. 1979. Sigma subunit of *Escherichia coli* RNA polymerase affects the function of λ N gene. *Proc. Natl. Acad. Sci. USA* **76**:4593–4597.
- 3114a. Nakanishi, A., T. Oshida, T. Matsushita, S. Imajoh-Ohmi, and T. Ohnuki. 1998. Identification of DNA gyrase inhibitor (GyrI) in *Escherichia coli*. *J. Biol. Chem.* **273**:1933–1938.
3115. Nakao, T., I. Yamato, and Y. Anraku. 1987. Nucleotide sequence of *putC*, the regulatory region for the *put* regulon of *Escherichia coli* K12. *Mol. Gen. Genet.* **210**:364–368.
3116. Nakao, T., I. Yamato, and Y. Anraku. 1987. Nucleotide sequence of *putP*, the proline carrier gene of *Escherichia coli* K12. *Mol. Gen. Genet.* **208**:70–75.
3117. Nakashima, K., A. Sugiura, K. Kanamaru, and T. Mizuno. 1993. Signal transduction between the two regulatory components involved in the regulation of the *kdpABC* operon in *Escherichia coli*: phosphorylation-dependent functioning of the positive regulator KdpE. *Mol. Microbiol.* **7**:109–116.
3118. Nakashima, K., A. Sugiura, and T. Mizuno. 1993. Functional reconstitution of the putative *Escherichia coli* osmosensor, KdpD, into liposomes. *J. Biochem. (Tokyo)* **114**:615–621.
3119. Nakashima, K., K. Kanamaru, T. Mizuno, and K. Horikoshi. 1996. A novel member of the *cspA* family of genes that is induced by cold shock in *Escherichia coli*. *J. Bacteriol.* **178**:2994–2997.
3120. Nakata, A., H. Shinagawa, and M. Amemura. 1982. Cloning of alkaline phosphatase isozyme gene (*iap*) of *Escherichia coli*. *Gene* **19**:313–319.
3121. Nakata, A., M. Amemura, and H. Shingawa. 1984. Regulation of the phosphate regulon in *Escherichia coli* K-12: regulation of the negative

- regulatory gene *phoU* and identification of the gene product. *J. Bacteriol.* **159**:979–985.
3122. Nakayama, H. 1995. Genetic analysis of thiamin pyrophosphate biosynthesis in *Escherichia coli*. *Vitamins* **64**:619–632.
3123. Nakayama, H., K. Nakayama, R. Nakayama, N. Irino, Y. Nakayama, and P. C. Hanawalt. 1984. Isolation and genetic characterization of a thymineless death-resistant mutant of *Escherichia coli* K12: identification of a new mutation (*recQ1*) that blocks the RecF recombination pathway. *Mol. Gen. Genet.* **195**:474–480.
3124. Nakayama, K., N. Irino, and H. Nakayama. 1985. The *recQ* gene of *Escherichia coli* K-12: molecular cloning and isolation of insertion mutants. *Mol. Gen. Genet.* **200**:266–271.
3125. Nakayama, N., M. W. Bond, A. Miyajima, J. Kobori, and K.-I. Arai. 1987. Structure of *Escherichia coli dnaC*. Identification of a cysteine residue possibly involved in association with *dnaB* protein. *J. Biol. Chem.* **262**:10475–10480.
3126. Nakayama, N., N. Arai, M. W. Bond, Y. Kaziro, and K.-I. Arai. 1984. Nucleotide sequence of *dnaB* and the primary structure of the *dnaB* protein from *Escherichia coli*. *J. Biol. Chem.* **259**:97–101.
3127. Nakayashiki, T., K. Nishimura, and H. Inokuchi. 1995. Cloning and sequencing of a previously unidentified gene that is involved in the biosynthesis of heme in *Escherichia coli*. *Gene* **153**:67–70.
3128. Naom, I. S., S. J. Morton, D. R. F. Leach, and R. G. Lloyd. 1989. Molecular organization of *sbuC*, a gene that affects genetic recombination and the viability of DNA palindromes in *Escherichia coli* K-12. *Nucleic Acids Res.* **17**:8033–8044.
3129. Nara, F., S. Matsuyama, T. Mizuno, and S. Mizushima. 1986. Molecular analysis of mutant *ompR* genes exhibiting different phenotypes as to osmoregulation of the *ompF* and *ompC* genes of *Escherichia coli*. *Mol. Gen. Genet.* **202**:194–199.
3130. Narasimhan, M., J. L. Lampi, and J. E. Cronan, Jr. 1986. Genetic and biochemical characterization of an *Escherichia coli* K-12 mutant deficient in acyl-coenzyme A thioesterase II. *J. Bacteriol.* **165**:911–917.
3131. Nargang, F. E., C. S. Subrahmanyam, and H. E. Umbarger. 1980. Nucleotide sequence of *ivGEDA* operon attenuator region of *Escherichia coli*. *Proc. Natl. Acad. Sci. USA* **77**:1823–1827.
3132. Naroditskaya, V., M. J. Schlosser, N. Y. Fang, and K. Lewis. 1993. An *E. coli* gene *emrD* is involved in adaptation to low energy shock. *Biochem. Biophys. Res. Commun.* **196**:803–809.
3133. Nashimoto, H., and H. Uchida. 1975. Late steps in the assembly of 30S ribosomal proteins in vivo in a spectinomycin-resistant mutant of *Escherichia coli*. *J. Mol. Biol.* **96**:443–453.
3134. Nashimoto, H., and H. Uchida. 1985. DNA sequencing of the *Escherichia coli* ribonuclease III gene and its mutations. *Mol. Gen. Genet.* **201**:25–29.
3135. Nasoff, M. S., H. V. Baker, and R. Wolf. 1984. DNA sequence of the *Escherichia coli* gene, *gnd*, for 6-phosphogluconate dehydrogenase. *Gene* **27**:253–264.
3136. Nass, G., and J. Thomale. 1974. Alteration of structure or level of threonyl-tRNA synthetase in borrelidin-resistant mutants of *Escherichia coli*. *FEBS Lett.* **39**:182–186.
3137. Nassau, P. M., S. L. Martin, R. E. Brown, A. Weston, D. Monsey, M. R. McNeil, and K. Duncan. 1996. Galactofuranose biosynthesis in *Escherichia coli* K-12: identification and cloning of UDP-galactopyranose mutase. *J. Bacteriol.* **178**:1047–1052.
3138. Nassof, M., and R. Wolf. 1980. Molecular cloning, correlation of genetic and restriction maps, and determination of the direction of transcription of *gnd* of *Escherichia coli*. *J. Bacteriol.* **143**:731–741.
3139. Navarro, C., L. F. Wu, and M. A. Mandrand-Berthelot. 1993. The *nik* operon of *Escherichia coli* encodes a periplasmic binding-protein-dependent transport system for nickel. *Mol. Microbiol.* **9**:1181–1191.
3140. Navre, M., and H. K. Schachman. 1983. Synthesis of aspartate transcarbamoylase in *Escherichia coli*: transcriptional regulation of the *pyrB-pyrI* operon. *Proc. Natl. Acad. Sci. USA* **80**:1207–1211.
3141. Nazos, P. M., M. M. Mayo, T.-Z. Su, J. J. Anderson, and D. L. Oxender. 1985. Identification of *livG*, a membrane-associated component of the branched-chain amino acid transport in *Escherichia coli*. *J. Bacteriol.* **163**:1196–1202.
3142. Nazos, P. M., T. K. Antonucci, R. Landick, and D. L. Oxender. 1986. Cloning and characterization of *livH*, the structural gene encoding a component of the leucine transport system in *Escherichia coli*. *J. Bacteriol.* **166**:565–573.
3143. Neely, M. N., C. L. Dell, and E. R. Olson. 1994. Roles of LysP and CadC in mediating the lysine requirement for acid induction of the *Escherichia coli cad* operon. *J. Bacteriol.* **176**:3278–3285.
3144. Neely, M. N., and E. R. Olson. 1996. Kinetics of expression of the *Escherichia coli cad* operon as a function of pH and lysine. *J. Bacteriol.* **178**:5522–5528.
3145. Neidhardt, F. C., R. A. VanBogelen, and E. T. Lau. 1983. Molecular cloning and expression of a gene that controls the high-temperature regulation of *Escherichia coli*. *J. Bacteriol.* **153**:597–603.
3146. Neidhardt, F. C., T. A. Phillips, R. A. VanBogelen, M. W. Smith, Y. Georgalis, and A.-R. Subramanian. 1981. Identity of the B56.5 protein, the A-protein, and the *groE* gene product of *Escherichia coli*. *J. Bacteriol.* **145**:513–520.
3147. Neidhardt, F. C., V. Vaughn, T. A. Phillips, and P. L. Bloch. 1983. Gene-protein index of *Escherichia coli* K-12. *Microbiol. Rev.* **47**:231–284.
3148. Nellemann, L. J., F. Holm, T. Atlung, and F. G. Hansen. 1989. Cloning and characterization of the *Escherichia coli* phosphoglycerate kinase (*pgk*) gene. *Gene* **77**:185–191.
3149. Nelson, K., T. S. Whittam, and R. K. Selander. 1991. Nucleotide polymorphism and evolution in the glyceraldehyde-3-phosphate dehydrogenase gene (*gapA*) in natural populations of *Salmonella* and *Escherichia coli*. *Proc. Natl. Acad. Sci. USA* **88**:6667–6671.
3150. Nelson, S. O., J. W. Lengeler, and P. W. Postman. 1984. Role of III^{Glc} of the phosphoenol pyruvate-glucose phosphotransferase system in inducer exclusion in *Escherichia coli*. *J. Bacteriol.* **160**:360–364.
3151. Ner, S. S., V. Bhayana, A. W. Bell, I. G. Giles, H. W. Duckworth, and D. P. Bloxham. 1983. Complete sequence of the *gltA* gene encoding citrate synthase in *Escherichia coli*. *Biochemistry* **22**:5243–5249.
3152. Nersisyan, A. A., I. L. Mett, Z. R. Badalyan, A. V. Kochikyan, I. L. Mett, A. M. Kocharyan, S. M. Kocharyan, and V. A. Sakanyan. 1986. Restriction mapping of recombinant plasmids carrying the genes of arginine biosynthesis from *Escherichia coli* K-12. *Sov. Genet. (Engl. Transl. Genetika)* **22**:805–809.
3153. Nersisyan, A. A., Y. A. Fedorova, and E. M. Khurges. 1986. Cloning of *Escherichia coli* genes for proline biosynthesis. *Sov. Genet. (Engl. Transl. Genetika)* **22**:1493–1500.
3154. Nesin, M., J. R. Lupski, P. Svec, and G. N. Godson. 1987. Possible new genes as revealed by molecular analysis of a 5-kb *Escherichia coli* chromosomal region 5' to the *rpsU-dnaG-rpoD* macromolecular-synthesis operon. *Gene* **51**:149–161.
3155. Nettleton, C. J., C. Bull, T. O. Baldwin, and J. A. Fee. 1984. Isolation of the *Escherichia coli* iron superoxide dismutase gene: evidence that intracellular superoxide concentration does not regulate oxygen-dependent synthesis of the manganese superoxide dismutase. *Proc. Natl. Acad. Sci. USA* **81**:4970–4973.
3156. Neuhaud, J., and K. Thomassen. 1976. Altered deoxyribonucleotide pools in P2 eductants of *Escherichia coli* K-12 due to deletion of the *ded* gene. *J. Bacteriol.* **126**:999–1001.
3157. Neuhaud, J., and L. Tarpo. 1993. Location of the *udk* gene on the physical map of *Escherichia coli*. *J. Bacteriol.* **175**:5742–5743.
3158. Neuhofer, S., H. Theysen, J. Reinstein, W. E. Trommer, and P. D. Vogel. 1996. Nucleotide binding to the heat-shock protein DnaK as studied by ESR spectroscopy. *Eur. J. Biochem.* **240**:78–82.
3159. Neuwald, A. F., B. R. Krishnan, I. Brikun, S. T. Kulakauskas, K. Suzielis, T. Tomcsanyi, T. S. Leyh, and D. E. Berg. 1992. *CysQ*, a gene needed for cysteine synthesis in *Escherichia coli* K-12 only during aerobic growth. *J. Bacteriol.* **174**:415–425.
3160. Neuwald, A. F., D. E. Berg, and G. V. Stauffer. 1992. Mutational analysis of the *Escherichia coli serB* promoter region reveals transcriptional linkage to a downstream gene. *Gene* **120**:1–9.
3161. Neuwald, A. F., and G. V. Stauffer. 1985. DNA sequence and characterization of the *Escherichia coli serB* gene. *Nucleic Acids Res.* **13**:7025–7039.
3162. Neuwald, A. F., and G. V. Stauffer. 1989. An *Escherichia coli* membrane protein with a unique signal sequence. *Gene* **82**:219–228.
3163. Neuwald, A. F., and G. V. Stauffer. 1990. IS30 activation of an *smp1'-lacZ* gene fusion in *Escherichia coli*. *FEMS Microbiol. Lett.* **56**:13–17.
3164. Nevers, P., and H. Saedler. 1978. Mapping the characterization of an *Escherichia coli* mutant defective in IS1-mediated deletion formation. *Mol. Gen. Genet.* **160**:209–214.
3165. Newman, A. J., and R. S. Hayward. 1980. Cloning of DNA of the *rpoBC* operon from the chromosome of *Escherichia coli* K12. *Mol. Gen. Genet.* **177**:527–533.
3166. Newman, E. B., N. Malik, and C. Walker. 1982. L-Serine degradation in *Escherichia coli* K-12: directly isolated *ssd* mutants and their intragenic revertants. *J. Bacteriol.* **150**:710–715.
3167. Newman, E. B., and R. Lin. 1995. Leucine-responsive regulatory protein: a global regulator of gene expression in *E. coli*. *Annu. Rev. Microbiol.* **49**:747–775.
3168. Newman, T., and M. Levinthal. 1980. A new map location for the *ilvB* locus of *Escherichia coli*. *Genetics* **96**:59–77.
3169. Newman, T., P. Friden, A. Sutton, and M. Freundlich. 1982. Cloning and expression of the *ilvB* gene of *Escherichia coli* K-12. *Mol. Gen. Genet.* **186**:378–384.
3170. Newton, M. A., and E. E. Snell. 1965. Formation and interrelationships of tryptophanase and tryptophan synthetases in *Escherichia coli*. *J. Bacteriol.* **89**:355–364.
3171. Ng, H., and T. K. Gartner. 1963. Selection of mutants of *Escherichia coli* constitutive for tryptophanase. *J. Bacteriol.* **85**:245–246.
3172. Nghiem, Y., M. Cabrera, C. G. Cupples, and J. H. Miller. 1988. The *mutY* gene: a mutator locus in *Escherichia coli* that generates G · C → T · A transversions. *Proc. Natl. Acad. Sci. USA* **85**:2709–2713.
3173. Nichols, B., and C. Yanofsky. 1979. Nucleotide sequences of *trpA* of *Salmonella typhimurium* and *Escherichia coli*: an evolutionary comparison.

- Proc. Natl. Acad. Sci. USA **76**:5244–5248.
3174. Nichols, B., G. F. Miozzari, M. van Cleemput, G. Bennett, and C. Yanofsky. 1980. Nucleotide sequences of the *trpG* regions of *Escherichia coli*, *Shigella dysenteriae*, *Salmonella typhimurium* and *Serratia marcescens*. *J. Mol. Biol.* **142**:503–517.
3175. Nichols, B., M. van Cleemput, and C. Yanofsky. 1981. Nucleotide sequence of *Escherichia coli trpE*. Anthranilate synthetase component I contains no tryptophan residues. *J. Mol. Biol.* **146**:45–54.
3176. Nichols, B. P., and J. M. Green. 1992. Cloning and sequencing of *Escherichia coli ubiC* and purification of chorismate lyase. *J. Bacteriol.* **174**:5309–5316.
3177. Nicol, S. M., and F. V. Fuller-Pace. 1995. The “DEAD box” protein DbpA interacts specifically with the peptidyltransferase center in 23S rRNA. *Proc. Natl. Acad. Sci. USA* **92**:11681–11685.
3178. Niederhoffer, E. C., C. M. Naranjo, K. L. Bradley, and J. A. Fee. 1990. Control of *Escherichia coli* superoxide dismutase (*sodA* and *sodB*) genes by the ferric uptake regulation (*fur*) locus. *J. Bacteriol.* **172**:1930–1938.
3179. Niegemann, E., A. Schulz, and K. Bartsch. 1993. Molecular organization of the *Escherichia coli gab* cluster: nucleotide sequence of the structural genes *gabD* and *gabP* and expression of the GABA permease gene. *Arch. Microbiol.* **160**:454–460.
3180. Nielson, J., B. B. Jorgensen, K. von Meyenburg, and F. G. Hansen. 1984. The promoters of the *atp* operon of *Escherichia coli* K12. *Mol. Gen. Genet.* **193**:64–71.
3181. Niersbach, M., F. Kreuzaler, R. H. Geerse, P. W. Postma, and H. J. Hirsch. 1992. Cloning and nucleotide sequence of the *Escherichia coli* K-12 *ppsA* gene, encoding PEP synthase. *Mol. Gen. Genet.* **231**:332–336.
3182. Nieto, J. M., M. Carmona, S. Bolland, Y. Jubete, F. de la Cruz, and A. Juarez. 1991. The *hha* gene modulates haemolysin expression in *Escherichia coli*. *Mol. Microbiol.* **5**:1285–1293.
3183. Niki, H., A. Jaffe, N. Imamura, T. Ogura, and S. Hiraga. 1991. The new gene *mukB* codes for a 177 kd protein with coiled-coil domains involved in chromosome partitioning of *E. coli*. *EMBO J.* **10**:183–193.
3184. Niki, H., C. Ichinose, T. Ogura, H. Mori, M. Morita, M. Hasegawa, N. Kusukawa, and S. Hiraga. 1988. Chromosomal genes essential for stable maintenance of the mini-F plasmid in *Escherichia coli*. *J. Bacteriol.* **170**:5272–5278.
3185. Niki, H., R. Imamura, M. Kitaoka, K. Yamanaka, T. Ogura, and S. Hiraga. 1992. *E. coli* MukB protein involved in chromosome partition forms a homodimer with a rod-and-hinge structure having DNA binding and ATP/GTP binding activities. *EMBO J.* **11**:5101–5109.
3186. Niki, H., R. Imamura, T. Ogura, and S. Hiraga. 1990. Nucleotide sequence of the *tolC* gene of *Escherichia coli*. *Nucleic Acids Res.* **18**:5547.
3187. Niki, H., T. Ogura, and S. Hiraga. 1990. Linear multimer formation of plasmid DNA in *Escherichia coli hopE* (*recD*) mutants. *Mol. Gen. Genet.* **224**:1–9.
3188. Nilles, M. L., and K. Bertrand. 1994. The *Escherichia coli acrD* gene encodes a homolog of the AcrB and EnvD multidrug efflux proteins. *GenBank submission U12598*.
3189. Nilsen, I. W., I. Bakke, A. Vader, O. Olsvik, M. R. El-Gewely. 1996. Isolation of *cmr*, a novel *Escherichia coli* chloramphenicol resistance gene encoding a putative efflux pump. *J. Bacteriol.* **178**:3188–3193.
3190. Nilsson, O., A. Aberg, T. Lundqvist, and B.-M. Sjöberg. 1988. Nucleotide sequence of the gene coding for the large subunit of ribonucleotide reductase of *Escherichia coli*. *Nucleic Acids Res.* **16**:4174.
3191. Nishi, K., F. Morel-Deville, J. W. B. Hershey, T. Leighton, and J. Schmier. 1988. An eIF-4A-like protein is a suppressor of an *Escherichia coli* mutant defective in 50S ribosomal subunit assembly. *Nature* **336**:496–498. (Erratum, **340**:246.)
3192. Nishida, M., K. H. Kong, H. Inoue, and K. Takahashi. 1994. Molecular cloning and site-directed mutagenesis of glutathione S-transferase from *Escherichia coli*. The conserved tyrosyl residue near the N terminus is not essential for catalysis. *J. Biol. Chem.* **269**:32536–32541.
3193. Nishijima, M., Y. Asami, N. Uetake, S. Yamagoe, A. Ohta, and I. Shibuya. 1988. Disruption of the *Escherichia coli cls* gene responsible for cariolipin synthesis. *J. Bacteriol.* **170**:775–780.
3194. Nishimura, A. 1989. A new gene controlling the frequency of cell division per round of DNA replication in *Escherichia coli*. *Mol. Gen. Genet.* **215**:286–293.
3195. Nishimura, K., K. Nakahigashi, and H. Inokuchi. 1992. Location of the *ubiA* gene on the physical map of *Escherichia coli*. *J. Bacteriol.* **174**:5762.
3196. Nishimura, K., T. Nakayashiki, and H. Inokuchi. 1993. Cloning and sequencing of the *hemE* gene encoding uroporphyrinogen III decarboxylase (UPD) from *Escherichia coli* K-12. *Gene* **133**:109–113.
3197. Nishimura, K., T. Nakayashiki, and H. Inokuchi. 1995. Cloning and identification of the *hemG* gene encoding protoporphyrinogen oxidase (PPO) of *Escherichia coli*. *DNA Res.* **2**:1–8.
3198. Nishimura, Y., H. Suzuki, Y. Hirota, and J. T. Park. 1980. A mutant of *Escherichia coli* defective in penicillin-binding protein 5 and lacking D-alanine carboxypeptidase IA. *J. Bacteriol.* **143**:531–534.
3199. Nishiyama, K., M. Hanada, and H. Tokuda. 1994. Disruption of the gene encoding p12 (SecG) reveals the direct involvement and important function of SecG in the protein translocation of *Escherichia coli* at low temperature. *EMBO J.* **13**:3272–3277.
3200. Nishiyama, K., S. Mizushima, and H. Tokuda. 1992. The carboxyl-terminal region of SecE interacts with SecY and is functional in the reconstitution of protein translocation activity in *Escherichia coli*. *J. Biol. Chem.* **267**:7170–7176.
3201. Nishiyama, K., S. Mizushima, and H. Tokuda. 1993. A novel membrane protein involved in protein translocation across the cytoplasmic membrane of *Escherichia coli*. *EMBO J.* **12**:3409–3415.
3202. Nobelmann, B., and J. W. Lengeler. 1996. Molecular analysis of the *gat* genes from *Escherichia coli* and of their roles in galactitol transport and metabolism. *J. Bacteriol.* **178**:6790–6795.
3203. Noble, J. A., M. A. Innis, E. V. Koonin, K. E. Rudd, F. Banuett, and I. Herskowitz. 1993. The *Escherichia coli hflA* locus encodes a putative GTP-binding protein and two membrane proteins, one of which contains a protease-like domain. *Proc. Natl. Acad. Sci. USA* **90**:10866–10870.
3204. Noble, M.-A., and E. E. Ishiguro. 1993. Temperature-sensitive mutation in *lytF*, a new gene involved in autolysis of *Escherichia coli*. *J. Gen. Microbiol.* **139**:3109–3113.
3205. Noguchi, S., Y. Nishimura, and S. Nishimura. 1982. Isolation and characterization of an *Escherichia coli* mutant lacking tRNA-guanine transglycosylase. *J. Biol. Chem.* **257**:6544–6550.
3206. Nohno, T., and T. Saito. 1987. Two transcriptional start sites found in the promoter region of *Escherichia coli* glutamine permease operon, *glnHPQ*. *Nucleic Acids Res.* **15**:2777.
3207. Nohno, T., T. Saito, and J.-S. Hong. 1986. Cloning and complete nucleotide sequence of the *Escherichia coli* glutamine permease operon (*glnHPQ*). *Mol. Gen. Genet.* **205**:260–269.
3208. Nohno, T., Y. Kasai, and T. Saito. 1988. Cloning and sequencing of the *Escherichia coli chlEN* operon involved in molybdopterin biosynthesis. *J. Bacteriol.* **170**:4097–4102.
3209. Nomura, T., H. Aiba, and A. Ishihama. 1985. Transcriptional organization of the convergent overlapping *dnaQ-nh* genes of *Escherichia coli*. *J. Biol. Chem.* **260**:7122–7125.
3210. Nomura, T., N. Fujita, and A. Ishihama. 1987. Expression of the *leuX* gene in *Escherichia coli*: regulation at transcription and tRNA processing steps. *J. Mol. Biol.* **197**:659–670.
3211. Nonet, M. L., C. C. Marvel, and D. R. Tolan. 1987. The *hisT-purF* region of the *Escherichia coli* K-12 chromosome. Identification of additional genes of the *hisT* and *purF* operons. *J. Biol. Chem.* **262**:12209–12217.
3212. Normark, S., L. Norlander, T. Grundström, G. D. Bloom, P. Boquel, and G. Frelat. 1976. Septum formation-defective mutant of *Escherichia coli*. *J. Bacteriol.* **128**:401–412.
3213. Normark, S., T. Edlund, T. Grundström, S. Bergström, and H. Wolf-Watz. 1977. *Escherichia coli* K-12 mutants hyperproducing chromosomal beta-lactamase by gene repetitions. *J. Bacteriol.* **132**:912–922.
3214. Norregaard-Madsen, M., B. Mygind, R. Pedersen, P. Valentin-Hansen, and L. Sogaard-Andersen. 1994. The gene encoding the periplasmic cyclophilin homologue, PPIase A, in *Escherichia coli*, is expressed from four promoters, three of which are activated by the cAMP-CRP complex and negatively regulated by the CytR repressor. *Mol. Microbiol.* **14**:989–997.
3215. Norregaard-Madsen, M., E. McFall, and P. Valentin-Hansen. 1995. Organization and transcriptional regulation of the *Escherichia coli* K-12 D-serine tolerance locus. *J. Bacteriol.* **177**:6456–6461.
3216. Norris, V. J., T. Alliotte, A. Jaffe, R. D’Ari. 1986. DNA replication termination in *Escherichia coli parB* (a *dnaG* allele), *parA*, and *gyrB* mutants affected in DNA distribution. *J. Bacteriol.* **168**:494–504.
3217. Norwood, W. I., and J. R. Sadler. 1977. Pseudoreversion of lactose operator-constitutive mutants. *J. Bacteriol.* **130**:100–106.
3218. Nouwen, N., B. de Kruijff, and J. Tommassen. 1996. *prlA* suppressors in *Escherichia coli* relieve the proton electrochemical gradient dependency of translocation of wild-type precursors. *Proc. Natl. Acad. Sci. USA* **93**:5953–5957.
3219. Novel, G., and M. Novel. 1973. Mutants d’*Escherichia coli* K12 affectés pour leur croissance sur méthyl-β-D-glucuronide: localisation du gene de structure de la β-D-glucuronidase (*uidA*). *Mol. Gen. Genet.* **120**:319–335.
3220. Novel, M., and G. Novel. 1976. Regulation of β-glucuronidase synthesis in *Escherichia coli* K-12: constitutive mutants specifically derepressed for *uidA* expression. *J. Bacteriol.* **127**:406–417.
3221. Nuesch, J., and D. Schumperli. 1984. Structural and functional organization of the *gpt* gene region of *Escherichia coli*. *Gene* **32**:243–249.
3222. Nunn, W. D., and R. W. Simons. 1978. Transport of long-chain fatty acids by *Escherichia coli*: mapping and characterization of mutants in the *fadL* gene. *Proc. Natl. Acad. Sci. USA* **75**:3377–3381.
3223. Nunoshiba, T., E. Hidalgo, C. Amabile Cuevas, and B. Demple. 1992. Two-stage control of an oxidative stress regulon: the *Escherichia coli* SoxR protein triggers redox-inducible expression of the *soxS* regulatory gene. *J. Bacteriol.* **174**:6054–6060.
3224. Nunoshiba, T., E. Hidalgo, Z.-W. Li, and B. Demple. 1993. Negative autoregulation by the *Escherichia coli* SoxS protein: a dampening mechanism for the *soxRS* redox stress response. *J. Bacteriol.* **175**:7492–7494.
3225. Nurminen, M., L. Hirvas, and M. Vaara. 1997. The outer membrane of

- lipid A-deficient *Escherichia coli* mutant LH530 has reduced levels of OmpF and leaks periplasmic enzymes. *Microbiology* **143**:1533–1537.
3226. Nurse, K., J. Wrzesinski, A. Bakin, B. G. Lane, and J. Ofengand. 1995. Purification, cloning, and properties of the tRNA psi-55 synthase from *Escherichia coli*. *RNA* **1**:102–112.
3227. Nurse, P., K. H. Zavitz, and K. J. Marians. 1991. Inactivation of the *Escherichia coli* PriA DNA replication protein induces the SOS response. *J. Bacteriol.* **173**:6686–6693.
3228. Nurse, P., R. J. DiGate, K. H. Zavitz, and K. J. Marians. 1990. Molecular cloning and DNA sequence analysis of *Escherichia coli priA*, the gene encoding the primosomal protein replication factor Y. *Proc. Natl. Acad. Sci. USA* **87**:4615–4619.
3229. Ny, T., and G. R. Bjork. 1980. Cloning and restriction mapping of the *trmA* gene coding for transfer ribonucleic acid (5-methyluridine)methyltransferase in *Escherichia coli* K-12. *J. Bacteriol.* **142**:371–379.
3230. Nygaard, P., and J. M. Smith. 1993. Evidence for a novel glycylamide ribonucleotide transformylase in *Escherichia coli*. *J. Bacteriol.* **175**:3591–3597.
3231. Nyström, T. 1995. Glucose starvation stimolon of *Escherichia coli*: role of integration host factor in starvation survival and growth phase-dependent protein synthesis. *J. Bacteriol.* **177**:5707–5710.
3232. Nystrom, T., and F. C. Neidhardt. 1992. Cloning, mapping, and nucleotide sequencing of a gene encoding a universal stress protein in *Escherichia coli*. *Mol. Microbiol.* **6**:3187–3198.
3233. Nystrom, T., and F. C. Neidhardt. 1993. Isolation and properties of a mutant of *Escherichia coli* with an insertional activation of the *uspA* gene, which encodes a universal stress protein. *J. Bacteriol.* **175**:3949–3956.
3234. Nyunoya, H., and C. J. Lusty. 1983. The *carB* gene of *Escherichia coli*: a duplicated gene coding for the large subunit of carbamoyl-phosphate synthetase. *Proc. Natl. Acad. Sci. USA* **80**:4629–4633.
3235. Oberto, J., E. Bonnefoy, E. Mouray, O. Pellegrini, P. M. Wikstrom, and J. Rouviere-Yaniv. 1996. The *Escherichia coli* ribosomal protein S16 is an endonuclease. *Mol. Microbiol.* **19**:1319–1330.
3236. O'Connor, M., and A. E. Dahlberg. 1995. The involvement of two distinct regions of 23 S ribosomal RNA in tRNA selection. *J. Mol. Biol.* **254**:838–840.
3237. O'Connor, M., N. M. Willis, L. Bossi, R. F. Gesteland, and J. F. Atkins. 1993. Functional tRNAs with altered 3' ends. *EMBO J.* **12**:2559–2566.
3238. O'Connor, M., R. F. Gesteland, and J. F. Atkins. 1990. Sequence of *E. coli* K12 *valU* operon which contains 3 genes for tRNA^{Val} and 1 gene for tRNA^{Lys}. *Nucleic Acids Res.* **18**:672.
3239. O'Day, K., J. Lopilato, and A. Wright. 1991. Physical locations of *bglA* and *serA* on the *Escherichia coli* K-12 chromosome. *J. Bacteriol.* **173**:1571.
3240. Odoevskaya, E. R., and S. P. Sineokii. 1987. Isolation and genetic study of the bacterial mutations *gpr* blocking the replication of certain lambdaoid phages. *Sov. Genet. (Engl. Transl. Genetika)* **23**:432–440.
3241. O'Donovan, G. A., G. Edlin, J. A. Fuchs, J. Neuhard, and K. Thomassen. 1971. Deoxycytidine triphosphate deaminase: characterization of an *Escherichia coli* mutant deficient in the enzyme. *J. Bacteriol.* **105**:666–672.
3242. Oeda, K., T. Horiuchi, and M. Sekiguchi. 1981. Molecular cloning of the *uvrD* gene of *Escherichia coli* that controls ultraviolet sensitivity and spontaneous mutation frequency. *Mol. Gen. Genet.* **184**:191–199.
3243. Oeda, K., T. Horiuchi, and M. Sekiguchi. 1982. The *uvrD* gene of *E. coli* encodes a DNA-dependent ATPase. *Nature* **298**:98–100.
3244. Ogawa, T., G. G. Pickett, T. Kogoma, and A. Kornberg. 1984. RNase H confers specificity in the *dnaA*-dependent initiation of replication at the unique origin of the *Escherichia coli* chromosome in vivo and in vitro. *Proc. Natl. Acad. Sci. USA* **81**:1040–1044.
3245. Ogawa, T., and T. Okazaki. 1994. Cell cycle-dependent transcription from the *gid* and *miuC* promoters of *Escherichia coli*. *J. Bacteriol.* **176**:1609–1615.
3246. Ogawa, W., T. Kayahara, M. Tsuda, T. Mizushima, and T. Tsuchiya. 1997. Isolation and characterization of an *Escherichia coli* mutant lacking the major serine transporter, and cloning of a serine transporter gene. *J. Biochem. (Tokyo)* **122**:1241–1245.
3247. Ogen, S., D. Haggerty, C. M. Stoner, D. Kolodrubetz, and R. Schleif. 1980. The *Escherichia coli* L-arabinose operon: binding sites of the regulatory proteins and a mechanism of positive and negative regulation. *Proc. Natl. Acad. Sci. USA* **77**:3346–3350.
3248. Ogino, T., M. Matsubara, N. Kato, Y. Nakamura, and T. Mizuno. 1998. An *Escherichia coli* protein that exhibits phosphohistidine phosphatase activity towards the HPT domain of the ArcB sensor involved in the multistep His-Asp phosphorelay. *Mol. Microbiol.* **27**:573–585.
3249. Ogura, T., T. Miki, and S. Hiraga. 1980. Copy-number mutants of the plasmid carrying the replication origin of the *Escherichia coli* chromosome: evidence for a control region of replication. *Proc. Natl. Acad. Sci. USA* **77**:3993–3997.
3250. Ogura, T., T. Tomoyasu, T. Yuki, S. Morimura, K. J. Begg, W. D. Donachie, H. Mori, H. Niki, and S. Hiraga. 1991. Structure and function of the *ftsH* gene in *Escherichia coli*. *Res. Microbiol.* **142**:279–282.
3251. Oh, B. K., A. K. Chauhan, K. Isono, and D. Apirion. 1990. Location of a gene (*ssrA*) for a small, stable RNA (10Sa RNA) in the *Escherichia coli* chromosome. *J. Bacteriol.* **172**:4708–4709.
3252. Oh, B. K., and D. Apirion. 1991. 10Sa RNA, a small stable RNA of *Escherichia coli*, is functional. *Mol. Gen. Genet.* **229**:52–56.
3253. Oh, W., and T. J. Larson. 1992. Physical locations of genes in the *me (ams)-ppnF-plsX-fab* region of the *Escherichia coli* K-12 chromosome. *J. Bacteriol.* **174**:7873–7874.
3254. O'Handley, S. F., D. N. Frick, L. C. Bullions, A. S. Mildvan, and M. J. Bessman. 1996. *Escherichia coli* orf17 codes for a nucleoside triphosphate pyrophosphohydrolase member of the MutT family of proteins. Cloning, purification, and characterization of the enzyme. *J. Biol. Chem.* **271**:24649–24654.
3255. Ohara, O., R. L. Dorit, and W. Gilbert. 1989. Direct genomic sequencing of bacterial DNA: the pyruvate kinase I gene of *Escherichia coli*. *Proc. Natl. Acad. Sci. USA* **86**:6883–6887.
3256. Ohki, M., F. Tamura, S. Nishimura, and H. Uchida. 1986. Nucleotide sequence of the *Escherichia coli dnaJ* gene and purification of the gene product. *J. Biol. Chem.* **261**:1778–1781.
3257. Ohki, R., R. Morita, T. Kawamata, H. Uchida, and M. Ohki. 1989. A complete deletion mutant of the *Escherichia coli dnaKdnaJ* operon. *Biochim. Biophys. Acta* **1009**:94–98.
3258. Ohki, R., T. Kawamata, Y. Katoh, F. Hosoda, and M. Ohki. 1992. *Escherichia coli dnaJ* deletion mutation results in loss of stability of a positive regulator, CRP. *J. Biol. Chem.* **267**:13180–13184.
3259. Ohmori, H. 1992. GenBank submission L02122.
3260. Ohmori, H. 1994. Structural analysis of the *rhlE* gene of *Escherichia coli*. *Jpn. J. Genet.* **69**:1–12.
3261. Ohmori, H., A. Kimura, T. Nagata, and Y. Sakakibara. 1984. Structural analysis of the *dnaA* and *dnaN* genes of *Escherichia coli*. *Gene* **28**:159–170.
3262. Ohmori, H., M. Saito, T. Yasuda, T. Nagata, T. Fujii, M. Wachi, and K. Nagai. 1995. The *pcsA* gene is identical to *dinD* in *Escherichia coli*. *J. Bacteriol.* **177**:156–165.
3263. Ohnishi, Y. 1974. Genetic analysis of an *Escherichia coli* mutant with a lesion in stable RNA turnover. *Genetics* **76**:185–194.
3264. Ohsawa, M., T. Mogi, H. Yamamoto, I. Yamato, and Y. Anraku. 1988. Proline carrier mutant of *Escherichia coli* K-12 with altered cation sensitivity of substrate-binding activity: cloning, biochemical characterization and identification of the mutation. *J. Bacteriol.* **170**:5185–5191.
3265. Ohsumi, M., T. Sekiya, S. Nishimura, and M. Ohki. 1983. Nucleotide sequence of the regulatory region of *malB* operons in *E. coli*. *J. Biochem. (Tokyo)* **94**:243–247.
3266. Ohta, A., K. Waggoner, A. Radominska-Pyrek, and W. Dowhan. 1981. Cloning of genes involved in membrane lipid synthesis: effects of amplification of phosphatidylglycerophosphate synthase in *Escherichia coli*. *J. Bacteriol.* **147**:552–562.
3267. Ohta, A., T. Obara, Y. Asami, and I. Shibuya. 1985. Molecular cloning of the *cls* gene responsible for cardiolipin synthesis in *Escherichia coli* and phenotypic consequences of its amplification. *J. Bacteriol.* **163**:506–514.
3268. Ohta, M., K. Ina, K. Kusuzaki, N. Kido, Y. Arakawa, and N. Kato. 1991. Cloning and expression of the *rfe-rff* gene cluster of *Escherichia coli*. *Mol. Microbiol.* **5**:1853–1862.
3269. Ohta, T., K. Waggoner, K. Louie, and W. Dowhan. 1981. Cloning of genes involved in membrane lipid synthesis. Effects of amplification of phosphatidylserine synthetase in *Escherichia coli*. *J. Biol. Chem.* **256**:2219–2225.
3270. Ohta, Y., K. Watanabe, and A. Kimura. 1985. Complete nucleotide sequence of the *E. coli* N-acetylneuraminidase lyase. *Nucleic Acids Res.* **13**:8843–8852.
3271. Ohyama, T., K. Igarashi, and H. Kobayashi. 1994. Physiological role of the *chaA* gene in sodium and calcium circulations at a high pH in *Escherichia coli*. *J. Bacteriol.* **176**:4311–4315.
3272. Ohyama, T., R. Imaizumi, K. Igarashi, and H. Kobayashi. 1992. *Escherichia coli* is able to grow with negligible sodium ion extrusion activity at alkaline pH. *J. Bacteriol.* **174**:7743–7749.
3273. Oka, A., H. Sasaki, K. Sugimoto, and M. Takami. 1984. Sequence organization of replication origin of the *Escherichia coli* K-12 chromosome. *J. Mol. Biol.* **176**:443–458.
3274. Oka, A., H. Sugisaki, and M. Takanami. 1981. Nucleotide sequence of the kanamycin resistance transposon Tn903. *J. Mol. Biol.* **147**:217–226.
3275. Oka, A., K. Sugimoto, H. Sasaki, and M. Takanami. 1982. An in vitro method generating base substitutions in preselected regions of plasmid DNA: application to structural analysis of the replication origin of the *Escherichia coli* K-12 chromosome. *Gene* **19**:59–69.
3276. Oka, A., K. Sugimoto, M. Takanami, and Y. Hirota. 1980. Replication origin of *Escherichia coli* K-12 chromosome: the size and structure of the minimum DNA segment carrying the information for autonomous replication. *Mol. Gen. Genet.* **178**:9–20.
3277. Okada, K., M. Minehira, X. Zhu, K. Suzuki, T. Nakagawa, H. Matsuda, and M. Kawamukai. 1997. The *ispB* gene encoding octaprenyl diphosphate synthase is essential for growth of *Escherichia coli*. *J. Bacteriol.* **179**:3058–3060.
3278. Okada, Y., M. Wachi, A. Hirata, K. Suzuki, K. Nagai, and M. Matsuhashi. 1994. Cytoplasmic axial filaments in *Escherichia coli* cells: possible func-

- tion in the mechanism of chromosome segregation and cell division. *J. Bacteriol.* **176**:917–922.
3279. Okamoto, K., and M. Freundlich. 1986. Mechanism for the autogenous control of the *crp* operon: transcriptional inhibition by a divergent RNA transcript. *Proc. Natl. Acad. Sci. USA* **83**:5000–5004.
3280. Okamura-Ikeda, K., Y. Ohmura, K. Fujiwara, and Y. Motokawa. 1993. Cloning and nucleotide sequence of the *gcv* operon encoding *Escherichia coli* glycine cleavage system. *Eur. J. Biochem.* **216**:539–548.
3281. Okita, T. W., R. L. Rodriguez, and J. Preiss. 1981. Biosynthesis of bacterial glycogen. Cloning of the glycogen biosynthetic enzyme structural genes of *Escherichia coli*. *J. Biol. Chem.* **256**:6944–6952.
3282. Okusu, H., D. Ma, and H. Nikaido. 1996. AcrAB efflux pump plays a major role in the antibiotic resistance phenotype of *Escherichia coli* multiple-antibiotic-resistance (Mar) mutants. *J. Bacteriol.* **178**:306–308.
3283. Old, I. G., D. Margarita, R. E. Glass, and I. Saint Girons. 1990. Nucleotide sequence of the *meth* gene of *Escherichia coli* K-12 and comparison with that of *Salmonella typhimurium*. *Gene* **87**:15–21.
3284. Old, I. G., M. G. Hunter, D. T. R. Wilson, S. M. Knight, C. A. Weatherston, and R. E. Glass. 1988. Cloning and characterization of the genes for the two homocysteine transmethylases of *Escherichia coli*. *Mol. Gen. Genet.* **211**:78–87.
3285. Oliver, D. B. 1985. Identification of five new essential genes involved in the synthesis of a secreted protein in *Escherichia coli*. *J. Bacteriol.* **161**:285–291.
3286. Oliver, D. B., and J. R. Beckwith. 1981. *E. coli* mutant pleiotropically defective in the export of secreted proteins. *Cell* **25**:765–772.
3287. Oliver, D. B., and J. R. Beckwith. 1982. Identification of a new gene (*secA*) and gene product involved in the secretion of envelope proteins in *Escherichia coli*. *J. Bacteriol.* **150**:686–691.
3288. Oliver, G., G. Gosset, R. Sanchez-Pescador, E. Lozoya, L. M. Ku, N. Flores, F. Valle, B. Becerril, and F. Bolivar. 1987. Determination of the sequence nucleotide for the glutamate synthase structural genes of *Escherichia coli*. *Gene* **60**:1–11.
3289. Olsen, A., A. Arnqvist, M. Hammar, and S. Normark. 1993. Environmental regulation of curli production in *Escherichia coli*. *Infect. Agents Dis.* **2**:272–274.
3290. Olsen, A., A. Arnqvist, S. Sukupolvi, and S. Normark. 1993. The RpoS sigma factor relieves H-NS-mediated transcriptional repression of *csgA*, the subunit gene of fibronectin-binding curli in *Escherichia coli*. *Mol. Microbiol.* **7**:523–536.
3291. Olsen, A., A. Jonsson, and S. Normark. 1989. Fibronectin binding mediated by a novel class of surface organelles on *Escherichia coli*. *Nature* **338**:652–655.
3292. Olsen, M. K., E. L. Rosey, and C.-S. C. Tomich. 1993. Isolation and analysis of novel mutants of *Escherichia coli* *prlA* (*secY*). *J. Bacteriol.* **175**:7092–7096.
3293. Olsen, S. G., K. M. Greener, and R. J. Brooker. 1993. Lactose permease mutants which transport malto-oligosaccharides. *J. Bacteriol.* **175**:6269–6275.
3294. Olson, E. R., D. S. Duniak, L. M. Jurss, and R. A. Poorman. 1991. Identification and characterization of *dppA*, an *Escherichia coli* gene encoding a periplasmic dipeptide transport protein. *J. Bacteriol.* **173**:234–244.
3295. Olson, M. W., H. G. Dallmann, and C. S. McHenry. 1995. DnaX complex of *Escherichia coli* DNA polymerase III holoenzyme. The $\chi \cdot \psi$ complex functions by increasing the affinity of τ and γ for $\delta \cdot \delta'$ to a physiologically relevant range. *J. Biol. Chem.* **270**:29570–29577.
3296. Omote, H., N. P. Le, M. Y. Park, M. Maeda, and M. Futai. 1995. Beta subunit Glu-185 of *Escherichia coli* H(+)-ATPase (ATP synthase) is an essential residue for cooperative catalysis. *J. Biol. Chem.* **270**:25656–25660.
3297. O'Neill, G. P., S. Throbjarnardóttir, U. Michelsen, S. Pálsson, D. Söll, and G. Eggertsson. 1991. δ -Aminolevulinic acid dehydratase deficiency can cause δ -aminolevulinic acid auxotrophy in *Escherichia coli*. *J. Bacteriol.* **173**:94–100.
3298. Ono, M., and M. Kuwano. 1978. Mutation affecting the thermostability of the 50S ribosomal subunit in *Escherichia coli*. *J. Bacteriol.* **134**:677–679.
3299. Ono, M., and M. Kuwano. 1980. Chromosomal location of a gene for chemical longevity of messenger ribonucleic acid in a temperature-sensitive mutant of *Escherichia coli*. *J. Bacteriol.* **142**:325–326.
3300. Onrust, R., and M. O'Donnell. 1993. DNA polymerase III accessory proteins. II. Characterization of delta and delta'. *J. Biol. Chem.* **268**:11766–11772.
3301. Oram, M., and L. M. Fisher. 1992. An *Escherichia coli* DNA topoisomerase I mutant has a compensatory mutation that alters two residues between functional domains of the DNA gyrase A protein. *J. Bacteriol.* **174**:4175–4178.
3302. Ordal, G. W., and J. Adler. 1974. Isolation and complementation of mutants in galactose taxis and transport. *J. Bacteriol.* **117**:509–516.
3303. O'Regan, M., R. Gloeckler, S. Bernard, C. Ledoux, I. Ohsawa, and Y. Lemoine. 1989. Nucleotide sequence of the *bioH* gene of *Escherichia coli*. *Nucleic Acids Res.* **17**:8004.
3304. Orr, G. A., N. F. Fairweather, I. B. Holland, and R. H. Pritchard. 1979. Isolation and characterization of a strain carrying a conditional lethal mutation in the *cou* gene of *Escherichia coli* K-12. *Mol. Gen. Genet.* **177**:103–112.
3305. Orth, V., M. Chippaux, and M. C. Pascal. 1980. A mutant defective in electron transfer to nitrate in *Escherichia coli* K12. *J. Gen. Microbiol.* **117**:257–262.
3306. Osborne, C., L. M. Chen, and R. G. Matthews. 1991. Isolation, cloning, mapping, and nucleotide sequencing of the gene encoding flavodoxin in *Escherichia coli*. *J. Bacteriol.* **173**:1729–1737.
3307. Osborne, R. S., and T. J. Silhavy. 1993. *PrlA* suppressor mutations cluster in regions corresponding to three distinct topological domains. *EMBO J.* **12**:3391–3398.
3308. Oshima, T., H. Aiba, T. Baba, K. Fujita, K. Hayashi, and A. Honjo, et al. 1996. A 718-kb DNA sequence of the *Escherichia coli* K-12 genome corresponding to the 12.7–28.0 min region on the linkage map. *DNA Res.* **3**:137–155.
3309. Ost, K. A., and M. P. Deutscher. 1991. *Escherichia coli* *orfE* (upstream of *pyrE*) encodes RNase PH. *J. Bacteriol.* **173**:5589–5591.
3310. Ostrowski, J., G. Jagura-Burdzy, and N. M. Kredich. 1987. DNA sequences of the *cysB* regions of *Salmonella typhimurium* and *Escherichia coli*. *J. Biol. Chem.* **262**:5999–6005.
3311. Otsuji, N., T. Soejima, S. Maki, and H. Shinagawa. 1982. Cloning of colicin E1 tolerant *tolC* (*mtcB*) gene of *Escherichia coli* K12 and identification of its gene product. *Mol. Gen. Genet.* **187**:30–36.
3312. Otsuka, A. J., M. R. Buoncristiani, P. K. Howard, J. Flam, C. Johnson, R. Yamamoto, K. Uchida, C. C. Cook, J. Ruppert, and J. Matsuzaki. 1988. The *Escherichia coli* biotin biosynthetic enzyme sequences predicted from the nucleotide sequence of the bio operon. *J. Biol. Chem.* **195**:77–19585.
3313. Ou, J. T., and L. M. Kuo. 1979. Suppression of the formation of polygenotypic recombinant colonies by a *maf* mutation in mating with HfrH. *Genetics* **93**:345–351.
3314. Ouzounis, C. A., and B. J. Blencowe. 1991. Bacterial DNA replication initiation factor *prfA* is related to proteins belonging to the 'DEAD-box' family. *Nucleic Acids Res.* **19**:6953.
3315. Ovchinnikov, Y. A., G. S. Monastyrskaya, V. V. Gubanov, S. O. Guryev, I. S. Salomatina, T. M. Shuvaeva, V. M. Lipkin, and E. D. Sverldov. 1982. The primary structure of *E. coli* RNA polymerase. Nucleotide sequence of the *rpoC* gene and amino acid sequence of the B'-subunit. *Nucleic Acids Res.* **10**:4035–4044.
3316. Ovchinnikov, Y. A., G. S. Monastyrskaya, V. V. Gubanov, S. O. Guryev, O. Y. Chertov, N. N. Modyanov, V. A. Grinkevich, I. A. Makarova, T. V. Marchenko, I. N. Polovnikov, V. M. Lipkin, and E. D. Sverldov. 1982. The primary structure of *Escherichia coli* RNA polymerase. Nucleotide sequence of the *rpoB* gene and amino-acid sequence of the B-subunit. *Eur. J. Biochem.* **116**:621–629.
3317. Ovchinnikov, Y. A., N. A. Aldanova, V. A. Grinkevich, N. M. Arzamazova, and I. N. Moroz. 1977. The primary structure of a Leu, Ile and Val (LIV)-binding protein from *Escherichia coli*. *FEBS Lett.* **78**:313–316.
3318. Ovchinnikov, Y. A., V. M. Lipkin, N. N. Modyanov, O. Y. Chertov, and Y. V. Smirnov. 1977. Primary structure of alpha-subunit of DNA-dependent RNA polymerase from *Escherichia coli*. *FEBS Lett.* **76**:108–111.
3319. Overbeeke, N., H. Bergmans, F. vanMansfield, and B. Lugtenberg. 1983. Complete nucleotide sequence of *phoE*, the structural gene for the phosphate limitation inducible outer membrane pore protein of *Escherichia coli* K12. *J. Mol. Biol.* **163**:513–532.
3320. Overduin, P., W. Boos, and J. Tommassen. 1988. Nucleotide sequence of the *upg* genes of *Escherichia coli* K-12: homology to the maltose system. *Mol. Microbiol.* **2**:767–775.
3321. Oxender, D. L., G. Zurawski, and C. Yanofsky. 1979. Attenuation in the *Escherichia coli* tryptophan operon: role of RNA secondary structure involving the tryptophan codon region. *Proc. Natl. Acad. Sci. USA* **76**:5524–5528.
3322. Oxender, D. L., J. J. Anderson, C. J. Daniels, R. Landick, R. P. Gunsalus, G. Zurawski, and C. Yanofsky. 1980. Amino-terminal sequence and processing of the precursor of the leucine-specific binding protein, and evidence for conformational differences between the precursor and the mature form. *Proc. Natl. Acad. Sci. USA* **77**:2005–2009.
3323. Oxender, D. L., J. J. Anderson, C. J. Daniels, R. Landick, R. P. Gunsalus, G. Zurawski, E. Selker, and C. Yanofsky. 1980. Structural and functional analysis of cloned DNA containing genes responsible for branched-chain amino acid transport in *Escherichia coli*. *Proc. Natl. Acad. Sci. USA* **77**:1412–1416.
3324. Ozeki, H., H. Inokuchi, F. Yamao, M. Kodaira, H. Sakano, T. Ikemura, and Y. Shimura. 1980. Genetics of nonsense suppressor tRNAs in *Escherichia coli*, p. 341–362. In D. Soll, J. Abelson and P. Schimmel (ed.), *Transfer RNA: biological aspects*. Cold Spring Harbor Laboratory, Cold Spring Harbor, N.Y.
3325. Ozenberger, B. A., M. S. Nahlik, and M. A. McIntosh. 1987. Genetic organization of multiple *fep* genes encoding ferric enterobactin transport functions in *Escherichia coli*. *J. Bacteriol.* **169**:3638–3646.
3326. Ozenberger, B. A., T. J. Brickman, and M. A. McIntosh. 1989. Nucleotide

- sequence of *Escherichia coli* isochorismate synthetase gene *entC* and evolutionary relationship of isochorismate synthetase and other chorismate-utilizing enzymes. *J. Bacteriol.* **171**:775–783.
3327. **Ozer, Z., J. T. Reardon, D. S. Hsu, K. Malhotra, and A. Sancar.** 1995. The other function of DNA photolyase: stimulation of excision repair of chemical damage to DNA. *Biochemistry* **34**:15886–15889.
3328. **Pace, N. R., and D. Smith.** 1990. Ribonuclease P: function and variation. *J. Biol. Chem.* **265**:3587–3590.
3329. **Padan, E., N. Maisler, D. Taglicht, R. Karpel, and S. Schuldiner.** 1989. Deletion of *ant* in *Escherichia coli* reveals its function in adaptation to high salinity and an alternative Na⁺/H⁺ antiporter systems(s). *J. Biol. Chem.* **264**:20297–20302.
3330. **Padan, E., and S. Schuldiner.** 1993. Na⁺/H⁺ antiporters, molecular devices that couple the Na⁺ and H⁺ circulation in cells. *J. Bioenerg. Biomembr.* **25**:647–669.
3331. **Padmanabha, K. P., and M. P. Deutscher.** 1991. RNase T affects *Escherichia coli* growth and recovery from metabolic stress. *J. Bacteriol.* **173**:1376–1381.
3332. **Paek, K. H., and G. C. Walker.** 1987. *Escherichia coli* *dnaK* null mutants are inviable at high temperature. *J. Bacteriol.* **169**:283–290.
3333. **Paetz, W., and G. Nass.** 1973. Biochemical and immunological characterization of threonyl-tRNA synthetase of two borrelidin-resistant mutants of *Escherichia coli* K-12. *Eur. J. Biochem.* **35**:331–337.
3334. **Page, L., L. Griffiths, and J. A. Cole.** 1990. Different physiological roles of two independent pathways for nitrite reduction to ammonia by enteric bacteria. *Arch. Microbiol.* **154**:349–354.
3335. **Pahel, G., and B. Tyler.** 1979. A new *glnA*-linked regulatory gene for glutamine synthetase in *Escherichia coli*. *Proc. Natl. Acad. Sci. USA* **76**:4544–4548.
3336. **Pahel, G., D. M. Rothstein, and B. Magasanik.** 1982. Complex *glnA-glnL-glg* operon of *Escherichia coli*. *J. Bacteriol.* **150**:202–213.
3337. **Pai, C. H.** 1974. Biochemical and genetic characterization of dehydrobiotin resistant mutants of *Escherichia coli*. *Mol. Gen. Genet.* **134**:345–357.
3338. **Palaniappan, C., V. Sharma, M. E. S. Hudspeth, and R. Meganathan.** 1992. Menaquinone (vitamin K₂) biosynthesis: evidence that the *Escherichia coli* *menD* gene encodes both 2-succinyl-6-hydroxy-2,4-cyclohexadiene-1-carboxylic acid synthase and α -ketoglutarate decarboxylase activities. *J. Bacteriol.* **174**:8111–8118.
3339. **Palchaudhuri, S., V. Patel, and E. McFall.** 1988. DNA sequence of the D-serine deaminase activator gene. *J. Bacteriol.* **170**:330–334.
3340. **Palm, D., R. Goerl, G. Weidinger, R. Zeier, B. Fischer, R. Schinzel, and A. Ratcliffe.** 1987. *E. coli* maltodextrin phosphorylase: primary structure and deletion mapping of the C-terminal site. *Z. Naturforsch. Sect. C* **42**:394–400.
3341. **Palmer, M. L., M. A. Raker, P. J. Kennedy, J. W. Young, W. Barnes, R. L. Rodriguez, and H. F. Noller.** 1979. Isolation and restriction mapping of plasmids containing ribosomal DNA sequences from the *rmbB* cistron. *Mol. Gen. Genet.* **172**:171–178.
3342. **Palmer, T., A. Vasishtha, P. W. Whitty, and D. H. Boxer.** 1994. Isolation of protein FA, a product of the *mob* locus required for molybdenum cofactor biosynthesis in *Escherichia coli*. *Eur. J. Biochem.* **222**:687–692.
3343. **Palmer, T., C. L. Santini, C. Iobbi-Nivol, D. J. Eaves, D. H. Boxer, and G. Giordano.** 1996. Involvement of the *narJ* and *mob* gene products in distinct steps in the biosynthesis of the molybdoenzyme nitrate reductase in *Escherichia coli*. *Mol. Microbiol.* **20**:875–884.
3344. **Palva, E. T., P. Saris, and T. J. Silhavy.** 1985. Gene fusions to the *ptsM/pep* locus of *Escherichia coli*. *Mol. Gen. Genet.* **199**:427–433.
3345. **Pannekoek, H., I. Noordermeer, and P. Van de Putte.** 1979. Expression of the cloned *uvrB* gene of *Escherichia coli*: mode of transcription and orientation. *J. Bacteriol.* **139**:54–63.
3346. **Pao, C. C., and J. Gallant.** 1978. A gene involved in the metabolic control of ppGpp synthesis. *Mol. Gen. Genet.* **158**:271–277.
3347. **Pardee, A. B., E. J. Benz, D. A. St. Peter, J. N. Krieger, M. Meuth, and H. W. Triesmann.** 1971. Hyperproduction and purification of nicotinamide deamidase, a microconstitutive enzyme of *Escherichia coli*. *J. Biol. Chem.* **246**:6792–6796.
3348. **Parekh, B. S., and G. W. Hatfield.** 1997. Growth rate-related regulation of the *ivtGMEDA* operon of *Escherichia coli* K-12 is a consequence of the polar frameshift mutation in the *ivtG* gene of this strain. *J. Bacteriol.* **179**:2086–2088.
3349. **Park, H., and M. Inouye.** 1997. Mutational analysis of the linker region of EnvZ, an osmosensor in *Escherichia coli*. *J. Bacteriol.* **179**:4382–4390.
3350. **Park, I. S., C. H. Lin, and C. T. Walsh.** 1996. Gain of D-alanyl-D-lactate or D-lactyl-D-alanine synthetase activities in three active-site mutants of the *Escherichia coli* D-alanyl-D-alanine ligase B. *Biochemistry* **35**:10464–10471.
3351. **Park, J. T.** 1993. Turnover and recycling of the murein sacculus in oligopeptide permease-negative strains of *Escherichia coli*: indirect evidence for an alternative permease system and for a monolayered sacculus. *J. Bacteriol.* **175**:7–11.
3352. **Park, J. T., D. Raychaudhuri, H. Li, S. Normark, and D. Mengin-Lecreulx.** 1998. MppA, a periplasmic binding protein essential for import of the bacterial cell wall peptide L-alanyl- γ -D-glutamyl-meso-diaminopimelate. *J. Bacteriol.* **180**:1215–1223.
3353. **Park, M. H., B. B. Wong, and J. E. Lusk.** 1976. Mutants in three genes affecting transport of magnesium in *Escherichia coli*: genetics and physiology. *J. Bacteriol.* **126**:1096–1103.
3354. **Park, S. J., C. P. Tseng, and R. P. Gunsalus.** 1995. Regulation of succinate dehydrogenase (*sdhCDAB*) operon expression in *Escherichia coli* in response to carbon supply and anaerobiosis: role of ArcA and Fnr. *Mol. Microbiol.* **15**:473–482.
3355. **Park, S.-J., G. Chao, and R. P. Gunsalus.** 1997. Aerobic regulation of the *sucABCD* genes of *Escherichia coli*, which encode α -ketoglutarate dehydrogenase and succinyl coenzyme A synthetase: roles of ArcA, Fnr, and the upstream *sdhCDAB* promoter. *J. Bacteriol.* **179**:4138–4142.
3356. **Park, S. J., J. McCabe, J. Turna, and R. P. Gunsalus.** 1994. Regulation of the citrate synthase (*gluA*) gene of *Escherichia coli* in response to anaerobiosis and carbon supply: role of the *arcA* gene product. *J. Bacteriol.* **176**:5086–5092.
3357. **Park, S.-J., and R. P. Gunsalus.** 1995. Oxygen, iron, carbon, and superoxide control of the fumarase *fumA* and *fumC* genes of *Escherichia coli*: role of the *arcA*, *fnr*, and *soxR* gene products. *J. Bacteriol.* **177**:6255–6262.
3358. **Park, S. K., D. W. Kim, J. Choe, and H. Kim.** 1997. RNA helicase activity of *Escherichia coli* SecA protein. *Biochem. Biophys. Res. Commun.* **235**:593–597.
3359. **Park, S. K., K. I. Kim, K. M. Woo, J. H. Seol, K. Tanaka, A. Ichihara, D. B. Ha, and C. H. Chung.** 1993. Site-directed mutagenesis of the dual translational initiation sites of the *clpB* gene of *Escherichia coli* and characterization of its gene products. *J. Biol. Chem.* **268**:20170–20174.
3360. **Park, W., I. Takase, S. Tamaki, I.-J. Jin, F. Ishino, and M. Matsushashi.** 1985. Cloning of the gene of *Escherichia coli* mutant penicillin-binding protein 5 that has no penicillin-releasing activity. *Agric. Biol. Chem.* **49**:881–883.
3361. **Parker, C. T., A. W. Kloser, C. A. Schnaitman, M. A. Stein, S. Gottesman, and B. W. Gibson.** 1992. Role of the *rfaG* and *rfaP* genes in determining the lipopolysaccharide core structure and cell surface properties of *Escherichia coli* K-12. *J. Bacteriol.* **174**:2525–2538.
3362. **Parker, C. T., E. Pradel, and C. A. Schnaitman.** 1992. Identification and sequences of the lipopolysaccharide core biosynthetic genes *rfaQ*, *rfaP*, and *rfaG* of *Escherichia coli* K-12. *J. Bacteriol.* **174**:930–934.
3363. **Parker, J.** 1982. Specific mistranslation in *hisT* mutants of *Escherichia coli*. *Mol. Gen. Genet.* **187**:405–409.
3364. **Parker, J.** 1984. Identification of the *purC* gene product of *Escherichia coli*. *J. Bacteriol.* **157**:712–717.
3365. **Parker, L. L., and B. G. Hall.** 1988. A fourth *Escherichia coli* gene system with the potential to evolve beta-glucoside utilization. *Genetics* **119**:485–490.
3366. **Parker, L. L., and B. G. Hall.** 1990. Characterization and nucleotide sequence of the cryptic *cel* operon of *E. coli* K12. *Genetics* **124**:455–471.
3367. **Parkinson, J. S.** 1980. Novel mutations affecting a signaling component for chemotaxis of *Escherichia coli*. *J. Bacteriol.* **142**:953–961.
3368. **Parquet, C., B. Flouret, D. Mengin-Lecreulx, and J. van Heijenoort.** 1989. Nucleotide sequence of the *murF* gene encoding the UDP-MurNAc-pentapeptide synthetase of *Escherichia coli*. *Nucleic Acids Res.* **17**:5379.
3369. **Parra, F., M. C. Jones-Mortimer, and H. L. Kornberg.** 1983. Phosphotransferase-mediated regulation of carbohydrate utilization in *Escherichia coli* K12: the nature of the *ixc* (*cr*) and *gsr* (*igs*) mutations. *J. Gen. Microbiol.* **129**:337–348.
3370. **Parra, F., P. Britton, C. Castle, M. C. Jones-Mortimer, and H. L. Kornberg.** 1983. Two separate genes involved in sulphate transport in *Escherichia coli* K12. *J. Gen. Microbiol.* **129**:357–358.
3371. **Parra-Lopez, C., M. T. Baer, and E. A. Groisman.** 1993. Molecular genetic analysis of a locus required for resistance to antimicrobial peptides in *Salmonella typhimurium*. *EMBO J.* **12**:4053–4062.
3372. **Parra-Lopez, C., R. Lin, A. Aspedon, and E. A. Groisman.** 1994. A *Salmonella* protein that is required for resistance to antimicrobial peptides and transport of potassium. *EMBO J.* **13**:3964–3972.
3373. **Parsons, C. A., A. Stasiak, and S. C. West.** 1995. The *E. coli* RuvAB proteins branch migrate Holliday junctions through heterologous DNA sequences in a reaction facilitated by SSB. *EMBO J.* **14**:5736–5744.
3374. **Parsot, C., A. Boyen, G. N. Cohen, and N. Glansdorff.** 1988. Nucleotide sequence of *Escherichia coli* *argB* and *argC* genes: comparison of N-acetylglutamate kinase and N-acetylglutamate-gamma-semialdehyde dehydrogenase with homologous and analogous enzymes. *Gene* **68**:275–283.
3375. **Parsot, C., P. Cossart, I. Saint-Girons, and G. N. Cohen.** 1983. Nucleotide sequence of *thrC* and of the termination region of the threonine operon in *Escherichia coli* K12. *Nucleic Acids Res.* **11**:7331–7345.
3376. **Pascal, M. C., and F. Casse.** 1975. Genetic analysis of mutants of *Escherichia coli* K12 and *Salmonella typhimurium* LT2 deficient in hydrogenase activity. *Mol. Gen. Genet.* **141**:173–179.
3377. **Pascal, M. C., J.-F. Burini, and M. Chippaux.** 1984. Regulation of the trimethylamine N-oxide (TMAO) reductase in *Escherichia coli*: analysis of Tor:Mud1 operon fusion. *Mol. Gen. Genet.* **195**:351–355.
3378. **Pascal, M. C., and M. Chippaux.** 1982. Involvement of a gene of the *chlE*

- locus in the regulation of the nitrate reductase operon. *Mol. Gen. Genet.* **185**:334–338.
3379. **Pascal, M. C., M. Chippaux, A. Abou-Jaoude, H. P. Blaschkowski, and J. Knappe.** 1981. Mutants of *Escherichia coli* K12 with defects in anaerobic pyruvate metabolism. *J. Gen. Microbiol.* **124**:35–42.
3380. **Pati, S., D. Disilvestre, and W. S. Brusilow.** 1992. Regulation of the *Escherichia coli uncH* gene by mRNA secondary structure and translational coupling. *Mol. Microbiol.* **6**:3559–3566.
3381. **Patzer, S., and K. Hantke.** 1998. The ZnuABC high-affinity zinc uptake system and its regulator Zur in *Escherichia coli*. *Mol. Microbiol.* **28**:1199–1210.
3382. **Pauli, G., and P. Overath.** 1972. *ato* operon: a highly inducible system for acetoacetate and butyrate degradation in *Escherichia coli*. *Eur. J. Biochem.* **29**:553–562.
3383. **Pauza, C. D., M. J. Karels, M. Navre, and H. K. Schachman.** 1982. Genes encoding *Escherichia coli* aspartate transcarbamoylase: the *pyrB-pyrI* operon. *Proc. Natl. Acad. Sci. USA* **79**:4020–4024.
3384. **Payne, J. W., S. Morley, P. Armitage, and G. M. Payne.** 1984. Transport and hydrolysis of antibacterial peptide analogues in *Escherichia coli*: backbone-modified aminopeptides. *J. Gen. Microbiol.* **130**:2253–2265.
3385. **Paz-Elizur, T., M. Takeshita, M. Goodman, M. O'Donnell, and Z. Livneh.** 1996. Mechanism of translesion DNA synthesis by DNA polymerase II. Comparison to DNA polymerases I and III core. *J. Biol. Chem.* **271**:24662–24669.
3386. **Peakman, T. C., J. Crouzet, J.-F. Mayaux, S. J. Busby, S. Mohan, N. Harborne, J. C. Wootton, R. Nicolson, and J. A. Cole.** 1990. Nucleotide sequence, organisation and structural analysis of the products of genes in the *nirB-cysG* region of the *Escherichia coli* K-12 chromosome. *Eur. J. Biochem.* **191**:315–323.
3387. **Peakman, T. C., S. J. Busby, and J. A. Cole.** 1990. Transcriptional control of the *cysG* gene of *Escherichia coli* K-12 during aerobic and anaerobic growth. *Eur. J. Biochem.* **191**:325–331.
3388. **Pecher, A., F. Zinoni, and A. Bock.** 1985. The seleno-peptide of formic dehydrogenase (formate hydrogen-lyase linked) from *Escherichia coli*: genetic analysis. *Arch. Microbiol.* **141**:359–363.
3389. **Pecher, A., H. P. Blaschkowski, K. Knappe, and A. Bock.** 1982. Expression of pyruvate-formate lyase of *Escherichia coli* from the cloned structural gene. *Arch. Microbiol.* **132**:365–371.
3390. **Pedersen, S., J. Skouv, M. Kajitani, and A. Ishihama.** 1984. Transcriptional organization of the *rpsA* operon of *Escherichia coli*. *Mol. Gen. Genet.* **196**:135–140.
3391. **Peekhaus, N., S. Tong, J. Reizer, M. H. Saier, E. Murray, and T. Conway.** 1997. Characterization of a novel transporter family that includes multiple *Escherichia coli* gluconate transporters and their homologues. *FEMS Microbiol. Lett.* **147**:233–238.
3392. **Pegues, J. C., L. S. Chen, A. W. Gordon, L. Ding, and W. G. Coleman.** 1990. Cloning, expression, and characterization of the *Escherichia coli* K-12 *rfaD* gene. *J. Bacteriol.* **172**:4652–4660.
3393. **Peist, R., A. Koch, P. Bolek, S. Sewitz, T. Kolbus, and W. Boos.** 1997. Characterization of the *aes* gene of *Escherichia coli* encoding an enzyme with esterase activity. *J. Bacteriol.* **179**:7679–7686.
3394. **Peist, R., C. Schneider-Fresenius, and W. Boos.** 1996. The MalT-dependent and *malZ*-encoded maltodextrin glucosidase of *Escherichia coli* can be converted into a dextrinyltransferase by a single mutation. *J. Biol. Chem.* **271**:10681–10689.
3395. **Pelletier, A. J., T. M. Hill, and P. Kuempel.** 1988. Location of sites that inhibit progression of replication forks in the terminus region in *Escherichia coli*. *J. Bacteriol.* **170**:4293–4298.
3396. **Pellicer, M. T., J. Badia, J. Aguilar, and L. Baldoma.** 1996. *glc* locus of *Escherichia coli*: characterization of genes encoding the subunits of glycolate oxidase and the *glc* regulator protein. *J. Bacteriol.* **178**:2051–2059.
3397. **Peng, H., and K. J. Marians.** 1993. *Escherichia coli* topoisomerase IV. Purification, characterization, subunit structure, and subunit interactions. *J. Biol. Chem.* **268**:24481–24490.
3398. **Peng, H., and K. J. Marians.** 1995. The interaction of *Escherichia coli* topoisomerase IV with DNA. *J. Biol. Chem.* **270**:25286–25290.
3399. **Penninckx, M., and D. Gigot.** 1979. Synthesis of a peptide form of N-8-(phosphonoacetyl)-L-ornithine. Its antibacterial effect through the specific inhibition of *Escherichia coli* L-ornithine carbamoyltransferase. *J. Biol. Chem.* **254**:6392–6395.
3400. **Perez-Roger, I., F. Macian, and M.-E. Armengod.** 1995. Transcription termination in the *Escherichia coli dnaA* gene is not mediated by the internal DnaA box. *J. Bacteriol.* **177**:1896–1899.
3401. **Peri, K. G., and B. Waygood.** 1988. Sequence of cloned enzyme IIN-acetylglucosamine of the phosphoenolpyruvate:N-acetylglucosamine phosphotransferase system. *Biochemistry* **27**:6054–6061.
3402. **Peri, K. G., H. Goldie, and B. Waygood.** 1990. Cloning and characterization of the N-acetylglucosamine operon of *Escherichia coli*. *Biochem. Cell Biol.* **68**:123–137.
3403. **Perkins-Balding, D., D. Prabha Dias, and A. C. Glasgow.** 1997. Location, degree, and direction of DNA bending associated with the Hin recombinational enhancer sequence and Fis-enhancer complex. *J. Bacteriol.* **179**:4747–4753.
3404. **Perry, K. L., S. J. Elledge, B. B. Mitchell, L. Marsh, and G. C. Walker.** 1985. *umuDC* and *mucAB* operons whose products are required for UV light- and chemical-induced mutagenesis: UmuD, MucA, and LexA proteins share homology. *Proc. Natl. Acad. Sci. USA* **82**:4331–4335.
3405. **Persson, B. C., C. Gustafsson, D. E. Berg, and G. R. Bjork.** 1992. The gene for a tRNA modifying enzyme, m5U54-methyltransferase, is essential for viability in *Escherichia coli*. *Proc. Natl. Acad. Sci. USA* **89**:3995–3998.
3406. **Persson, B. C., G. Jager, and C. Gustafsson.** 1997. The *spoU* gene of *Escherichia coli*, the fourth gene of the *spoT* operon, is essential for tRNA (Gm18) 2'-O-methyltransferase activity. *Nucleic Acids Res.* **25**:4093–4097.
3407. **Persson, B. C., G. O. Bylund, D. E. Berg, and P. M. Wikstrom.** 1995. Functional analysis of the *fth-trmD* region of the *Escherichia coli* chromosome by using reverse genetics. *J. Bacteriol.* **177**:5554–5560.
3408. **Peruski, L. F., Jr.** 1996. Expression of heat shock protein D 48.5 of *Escherichia coli* is subject to modulation by catabolite repression. *Microbiol. Res.* **151**:273–280.
3409. **Petersen, L., and D. M. Downs.** 1996. Mutations in *apbC* (*mrp*) prevent function of the alternative pyrimidine biosynthetic pathway in *Salmonella typhimurium*. *J. Bacteriol.* **178**:5676–5682.
3410. **Peterson, J. W., A. K. Chopra, and R. Prasad.** 1991. Fine mapping of the *rmE*, *purHD*, and *hydGH* operons on the *Escherichia coli* chromosome. *J. Bacteriol.* **173**:3274–3275.
3411. **Peterson, K. R., and D. W. Mount.** 1993. Analysis of the genetic requirements for viability of *Escherichia coli* K-12 DNA adenine methylase (*dam*) mutants. *J. Bacteriol.* **175**:7505–7508.
3412. **Petit, C., C. Cayrol, C. Lesca, P. Kaiser, C. Thompson, and M. Defais.** 1993. Characterization of *dinY*, a new *Escherichia coli* DNA repair gene whose products are damage inducible even in a *lexA* (Def) background. *J. Bacteriol.* **175**:642–646.
3413. **Pettigrew, D. W., D.-P. Ma, C. A. Conrad, and J. R. Johnson.** 1988. *Escherichia coli* glycerol kinase. Cloning and sequencing of the *glpK* gene and the primary structure of the enzyme. *J. Biol. Chem.* **263**:135–139.
3414. **Pettigrew, D. W., W. Z. Liu, C. Holmes, N. D. Meadow, and S. Roseman.** 1996. A single amino acid change in *Escherichia coli* glycerol kinase abolishes glucose control of glycerol utilization in vivo. *J. Bacteriol.* **178**:2846–2852.
3415. **Pettis, G. S., and M. A. McIntosh.** 1987. Molecular characterization of the *Escherichia coli* enterobactin cistron *entF* and coupled expression of *entF* and the *fes* gene. *J. Bacteriol.* **169**:4154–4162.
3416. **Pettis, G. S., R. J. Brickman, and M. A. McIntosh.** 1988. Transcriptional mapping and nucleotide sequence of the *Escherichia coli fepA-fes* enterobactin region. Identification of a unique iron-regulated bidirectional promoter. *J. Biol. Chem.* **263**:18857–18863.
3417. **Phillips, G. J., D. Prasher, and S. R. Kushner.** 1988. Physical and biochemical characterization of cloned *sbcB* and *xonA* mutations from *Escherichia coli* K-12. *J. Bacteriol.* **170**:2089–2094.
3418. **Phillips, G. J., and S. R. Kushner.** 1987. Determination of the nucleotide sequence for the exonuclease I structural gene (*sbcB*) of *Escherichia coli* K-12. *J. Biol. Chem.* **262**:455–459.
3419. **Phillips, G. J., and T. J. Silhavy.** 1992. The *E. coli fliH* gene is necessary for viability and efficient protein export. *Nature* **359**:744–746.
3420. **Phillips, T. A., V. Vaughn, P. L. Bloch, and F. C. Neidhardt.** 1987. Gene-protein index of *Escherichia coli* K-12, edition 2, p. 919–966. In F. C. Neidhardt, J. L. Ingraham, K. B. Low, B. Magasanik, M. Schaechter, and H. E. Umbarger (ed.), *Escherichia coli* and *Salmonella typhimurium*: cellular and molecular biology. American Society for Microbiology, Washington, D.C.
3421. **Phoenix, D. A., S. E. Peters, M. A. Ramzan, and J. M. Pratt.** 1994. Analysis of the membrane-anchoring properties of the putative amphiphilic alpha-helical anchor at the C-terminus of *Escherichia coli* PBP 6. *Microbiology* **140**:73–77.
3422. **Pi, J., P. J. Woockey, and A. J. Pittard.** 1993. Site-directed mutagenesis reveals the importance of conserved charged residues for the transport activity of the PheP permease of *Escherichia coli*. *J. Bacteriol.* **175**:7500–7504.
3423. **Pichersky, E., D. Gottlieb, and J. F. Hess.** 1984. Nucleotide sequence of the triose phosphate isomerase gene of *Escherichia coli*. *Mol. Gen. Genet.* **195**:314–320.
- 3423a. **Pichoff, S., and J. Bouché.** 1995. Identification of a new *Escherichia coli* cell cycle gene. GenBank submission Z50870.
3424. **Pickett, C. L., L. Hayes, and C. F. Earhart.** 1984. Molecular cloning of the *Escherichia coli* K-12 *entACGBE* genes. *FEMS Microbiol. Lett.* **24**:77–80.
3425. **Picksley, S. M., S. J. Morton, and R. G. Lloyd.** 1985. The *recN* locus of *Escherichia coli* K12: molecular analysis and identification of the gene product. *Mol. Gen. Genet.* **201**:301–307.
3426. **Pierard, A., N. Glansdorff, D. Gigot, M. Crabeel, P. Halleux, and L. Thiry.** 1976. Repression of *Escherichia coli* carbamoylphosphate synthase: relationships with enzyme synthesis in the arginine and pyrimidine pathways. *J. Bacteriol.* **127**:291–301.
3427. **Pierard, A., N. Glansdorff, and J. Yashphe.** 1972. Mutations affecting

- uridine monophosphate pyrophosphorylase or the *argR* gene in *Escherichia coli*. *Mol. Gen. Genet.* **118**:235–245.
3428. **Pierce, J. R., and C. F. Earhart.** 1986. *Escherichia coli* K-12 envelope proteins specifically required for ferrienterobactin uptake. *J. Bacteriol.* **166**:930–936.
3429. **Pierce, J. R., C. L. Pickett, and C. F. Earhart.** 1983. Two *fep* genes are required for ferrienterochelin uptake in *Escherichia coli* K-12. *J. Bacteriol.* **155**:330–336.
3430. **Pierson, D. E., and A. Campbell.** 1990. Cloning and nucleotide sequence of *bisC*, the structural gene for biotin sulfoxide reductase in *Escherichia coli*. *J. Bacteriol.* **172**:2194–2198.
3431. **Pierson, L. S., III, and M. L. Kahn.** 1987. Integration of satellite bacteriophage P4 in *Escherichia coli*. DNA sequences of the phage and host regions involved in site-specific recombination. *J. Mol. Biol.* **196**:487–496.
3432. **Piette, J., H. Nyunoya, C. J. Lusty, R. Cunin, G. Weyens, M. Crabeel, D. Charlier, N. Glansdorff, and A. Pierard.** 1984. DNA sequence of the *carA* gene and the control region of *carAB*: tandem promoters, respectively controlled by arginine and the pyrimidines, regulate the synthesis of carbamoylphosphate. *Proc. Natl. Acad. Sci. USA* **81**:4134–4138.
3433. **Piette, J., R. Cunin, A. Boyen, D. Charlier, M. Crabeel, F. Van Vliet, N. Glansdorff, C. Squires, and C. L. Squires.** 1982. The regulatory region of the divergent *argECBH* operon in *Escherichia coli* K-12. *Nucleic Acids Res.* **10**:8031–8048.
3434. **Piette, J., R. Cunin, F. Van Vliet, D. Charlier, M. Crabeel, Y. Ota, and N. Glansdorff.** 1982. Homologous control sites and DNA transcription starts in the related *argF* and *argI* genes of *Escherichia coli* K12. *EMBO J.* **1**:853–857.
3435. **Pilpicinec, E., T. T. Huisman, P. T. Willemsen, B. J. Appelmek, and F. K. Graaf.** 1994. Identification by *Tn10* transposon mutagenesis of host factors involved in the biosynthesis of K99 fimbriae of *Escherichia coli*: effect of LPS core mutations. *FEMS Microbiol. Lett.* **123**:201–206.
3436. **Pinkham, J. L., and T. Platt.** 1983. The nucleotide sequence of the *rho* gene of *E. coli* K-12. *Nucleic Acids Res.* **11**:3531–3545.
3437. **Pinn, P. A., K. J. Towner, and F. W. O'Grady.** 1983. Genetic analysis of chromosomal resistance to trimethoprim derived from clinical isolates of *Escherichia coli*. *J. Gen. Microbiol.* **128**:85–92.
3438. **Pinner, E., E. Padan, and S. Schuldiner.** 1992. Cloning, sequencing, and expression of the *nhaB* gene, encoding a Na⁺/H⁺ antiporter in *Escherichia coli*. *J. Biol. Chem.* **267**:11064–11068.
3439. **Pinner, E., Y. Kotler, E. Padan, and S. Schuldiner.** 1993. Physiological role of *nhaB*, a specific Na⁺/H⁺ antiporter in *Escherichia coli*. *J. Biol. Chem.* **268**:1729–1734.
3440. **Pistocchi, R., K. Kashiwagi, S. Miyamoto, E. Nukui, H. Kobayashi, and K. Igarashi.** 1993. Characteristics of the operon for a putrescine transport system that maps at 19 minutes on the *Escherichia coli* chromosome. *J. Biol. Chem.* **268**:146–152.
3441. **Pittard, A. J., and B. E. Davidson.** 1991. TyrR protein of *Escherichia coli* and its role as repressor and activator. *Mol. Microbiol.* **5**:1585–1592.
3442. **Pittard, J., J. Praszkiar, A. Certoma, G. Eggertsson, J. Gowrishankar, G. Narasaiah, and M. J. Whipp.** 1990. Evidence that there are only two tRNA^{Phe} genes in *Escherichia coli*. *J. Bacteriol.* **172**:6077–6083.
3443. **Pla, J., M. Sanchez, P. Palacios, M. Vicente, and M. Aldea.** 1991. Preferential cytoplasmic location of FtsZ, a protein essential for *Escherichia coli* septation. *Mol. Microbiol.* **5**:1681–1686.
3444. **Plamann, M. D., and G. V. Stauffer.** 1983. Characterization of the *Escherichia coli* gene for serine hydroxymethyltransferase. *Gene* **22**:9–18.
3445. **Plamann, M. D., L. T. Stauffer, M. L. Urbanowski, and G. V. Stauffer.** 1983. Complete nucleotide sequence of the *E. coli glyA* gene. *Nucleic Acids Res.* **11**:2065–2075.
3446. **Plamann, M. D., W. D. Rapp, and G. V. Stauffer.** 1983. *Escherichia coli* K12 mutants defective in the glycine cleavage enzyme system. *Mol. Gen. Genet.* **192**:15–20.
3447. **Plasterk, R. H., A. A. Brinkman, and P. Van de Putte.** 1983. DNA inversions in the chromosome of *Escherichia coli* and in bacteriophage Mu: relationship to other site-specific recombination systems. *Proc. Natl. Acad. Sci. USA* **80**:5355–5358.
3448. **Plasterk, R. H., and P. Van de Putte.** 1985. The invertible P-DNA segment in the chromosome of *Escherichia coli*. *EMBO J.* **4**:237–242.
3449. **Plate, C. A. S., A. Seely, and T. G. Laffler.** 1986. Evidence for a proton-motive force related regulatory system in *Escherichia coli* and its effects on lactose transport. *Biochemistry* **25**:6127–6132.
3450. **Platko, J. V., D. A. Willins, and J. M. Calvo.** 1990. The *ilvIH* operon of *Escherichia coli* is positively regulated. *J. Bacteriol.* **172**:4563–4570.
3451. **Platz, A., and B.-M. Sjöberg.** 1980. Construction and characterization of hybrid plasmids containing the *Escherichia coli* region. *J. Bacteriol.* **143**:561–568.
3452. **Pledger, W. J., and H. E. Umbarger.** 1973. Isoleucine and valine metabolism in *Escherichia coli*. XXI. Mutations affecting derepression and valine resistance. *J. Bacteriol.* **113**:183–194.
3453. **Plumbridge, J.** 1998. Control of the expression of the *manXYZ* operon in *Escherichia coli*: Mlc is a negative regulator of the mannose PTS. *Mol. Microbiol.* **27**:369–380.
3454. **Plumbridge, J. A.** 1987. Organization of the *Escherichia coli* chromosome between genes *glnS* and *glnU*. *V. Mol. Gen. Genet.* **209**:618–620.
3455. **Plumbridge, J. A.** 1989. Sequence of the *nagBACD* operon in *Escherichia coli* K12 and pattern of transcription within the *nag* regulon. *Mol. Microbiol.* **3**:505–515.
3456. **Plumbridge, J. A.** 1990. Induction of the *nag* regulon of *Escherichia coli* by *N*-acetylglucosamine and glucosamine: role of the cyclic AMP-catabolite activator protein complex in expression of the regulon. *J. Bacteriol.* **172**:2728–2735.
3457. **Plumbridge, J. A.** 1991. Repression and induction of the *nag* regulon of *Escherichia coli* K-12: the roles of *nagC* and *nagA* in the maintenance of the uninduced state. *Mol. Microbiol.* **5**:2053–2062.
3458. **Plumbridge, J. A.** 1992. A dominant mutation in the gene for the Nag repressor of *Escherichia coli* that renders the *nag* regulon uninducible. *J. Gen. Microbiol.* **138**:1011–1017.
3459. **Plumbridge, J. A., J. G. Howe, M. Springer, D. Touati-Schwartz, J. W. B. Hershey, and M. Grunberg-Manago.** 1982. Cloning and mapping of a gene for translation initiation factor 1F2 in *Escherichia coli*. *Proc. Natl. Acad. Sci. USA* **79**:5033–5037.
3460. **Plumbridge, J. A., and M. Springer.** 1980. Genes for the two subunits of phenylalanyl-tRNA synthetase of *Escherichia coli* are transcribed from the same promoter. *J. Mol. Biol.* **144**:595–600.
3461. **Plumbridge, J. A., and M. Springer.** 1982. *Escherichia coli* phenylalanyl-tRNA synthetase operon: transcription studies of wild-type mutated operons on multicopy plasmids. *J. Bacteriol.* **152**:661–668.
3462. **Plumbridge, J. A., and M. Springer.** 1983. Organization of the *Escherichia coli* chromosome around the genes for translation initiation factor 1F2 (*infB*) and a transcription termination factor (*nusA*). *J. Mol. Biol.* **167**:227–243.
3463. **Plumbridge, J. A., M. Springer, M. Graffe, R. Goursot, and M. Grunberg-Manago.** 1980. Physical localisation and cloning of the structural gene for *E. coli* initiation factor IF3 from a group of genes concerned with translation. *Gene* **11**:33–42.
3464. **Plumbridge, J. A., O. Cochet, J. M. Souza, M. M. Altamirano, and M. L. Calcagno.** 1993. Coordinated regulation of amino sugar-synthesizing and -degrading enzymes in *Escherichia coli* K-12. *J. Bacteriol.* **175**:4951–4956.
3465. **Plunkett, G., V. D. Burland, D. L. Daniels, and F. R. Blattner.** 1993. Analysis of the *Escherichia coli* genome. III. DNA sequence of the region from 87.2 to 89.2 minutes. *Nucleic Acids Res.* **21**:3391–3398.
3466. **Podkovyrov, S. M., and T. J. Larson.** 1996. Identification of promoter and stringent regulation of transcription of the *fabH*, *fabD* and *fabG* genes encoding fatty acid biosynthetic enzymes of *Escherichia coli*. *Nucleic Acids Res.* **24**:1747–1752.
3467. **Pogliano, J. A., and J. R. Beckwith.** 1994. SecD and SecE facilitate protein export in *Escherichia coli*. *EMBO J.* **13**:554–561.
3468. **Pogliano, K. J., and J. R. Beckwith.** 1993. The *Cs sec* mutants of *Escherichia coli* reflect the cold sensitivity of protein export itself. *Genetics* **133**:763–773.
3469. **Pogliano, K. J., and J. R. Beckwith.** 1994. Genetic and molecular characterization of the *Escherichia coli secD* operon and its products. *J. Bacteriol.* **176**:804–814.
3470. **Pohlschroder, M., C. Murphy, and J. R. Beckwith.** 1996. In vivo analyses of interactions between SecE and SecY, core components of the *Escherichia coli* protein translocation machinery. *J. Biol. Chem.* **271**:19908–19914.
3471. **Polacco, M., and J. E. Cronan, Jr.** 1981. A mutant of *Escherichia coli* conditionally defective in the synthesis of holo-[acyl carrier protein]. *J. Biol. Chem.* **256**:5750–5754.
3472. **Polarek, J. W., G. Williams, and W. Epstein.** 1992. The products of the *kdpDE* operon are required for expression of the Kdp ATPase of *Escherichia coli*. *J. Bacteriol.* **174**:2145–2151.
3473. **Polayes, D. A., P. W. Rice, and A. Dahlberg.** 1988. DNA polymerase I activity in *Escherichia coli* is influenced by spot 42 RNA. *J. Bacteriol.* **170**:2083–2088.
3474. **Polissi, A., and C. Georgopoulos.** 1996. Mutational analysis and properties of the *msbA* gene of *Escherichia coli*, coding for an essential ABC family transporter. *Mol. Microbiol.* **20**:1221–1233.
3475. **Pon, C. L., B. Wittmann-Liebold, and C. Gualerzi.** 1979. Structure-function relationships in *Escherichia coli* initiation factors. II. Elucidation of the primary structure of initiation factor IF-1. *FEBS Lett.* **101**:157–160.
3476. **Pon, C. L., R. A. Calogero, and C. O. Gualerzi.** 1988. Identification, cloning, nucleotide sequence and chromosomal map location of *hns*, the structural gene of *Escherichia coli* DNA-binding protein H-NS. *Mol. Gen. Genet.* **212**:199–202.
3477. **Ponce, E., N. Flores, A. Martinez, F. Valle, and F. Bolivar.** 1995. Cloning of the two pyruvate kinase isoenzyme structural genes from *Escherichia coli*: the relative roles of these enzymes in pyruvate biosynthesis. *J. Bacteriol.* **177**:5719–5722.
3478. **Pontis, E., X. Y. Sun, H. Jornvall, M. Krook, and P. Reichard.** 1991. ClpB proteins copurify with the anaerobic *Escherichia coli* reductase. *Biochem. Biophys. Res. Commun.* **180**:1222–1226.
3479. **Poole, R. K., F. Gibson, and G. Wu.** 1994. The *cydD* gene product, com-

- ponent of a heterodimeric ABC transporter, is required for assembly of periplasmic cytochrome c and of cytochrome bd in *Escherichia coli*. FEMS Microbiol. Lett. **117**:217–223.
3480. **Poole, R. K., H. D. Williams, J. A. Downie, and F. Gibson.** 1989. Mutations affecting the cytochrome d-containing oxidase complex of *Escherichia coli* K12: identification and mapping of a fourth locus, *cydD*. J. Gen. Microbiol. **135**:1865–1874.
3481. **Poole, R. K., L. P. Hatch, M. W. Cleeter, F. Gibson, G. B. Cox, and G. Wu.** 1993. Cytochrome bd biosynthesis in *Escherichia coli*: the sequences of the *cydC* and *cydD* genes suggest that they encode the components of an ABC membrane transporter. Mol. Microbiol. **10**:421–430.
3482. **Poole, R. K., M. F. Anjum, J. Membrillo-Hernandez, S. O. Kim, M. N. Hughes, and V. Stewart.** 1996. Nitric oxide, nitrite, and Fnr regulation of *hmp* (flavo-hemoglobin) gene expression in *Escherichia coli* K-12. J. Bacteriol. **178**:5487–5492.
3483. **Poole, R. K., N. J. Rogers, R. A. D'Mello, M. N. Hughes, and Y. Oriti.** 1997. *Escherichia coli* flavohaemoglobin (Hmp) reduces cytochrome c and Fe(III)-hydroxamate K by electron transfer from NADH via FAD: sensitivity of oxidoreductase activity to haem-bound dioxygen. Microbiology **143**:1557–1565.
3484. **Poon, A. P., and T. S. Dhillon.** 1986. Temperate coliphage HK253: attachment site and restricted transduction of *proAB* mutants of *Escherichia coli* K-12. J. Virol. **60**:317–319.
3485. **Popkin, P. S., and W. K. Maas.** 1980. *Escherichia coli* regulatory mutation affecting lysine transport and lysine decarboxylase. J. Bacteriol. **141**:485–492.
3486. **Popp, J. L.** 1989. Sequence and overexpression of the *menD* gene from *Escherichia coli* J. Bacteriol. **171**:4349–4354.
3487. **Porco, A., and T. Isturiz.** 1991. Selection of *lacZ* operon fusions in genes of gluconate metabolism in *E. coli*. Characterization of a *gntT::lacZ* fusion. Acta Cient. Venez. **42**:270–275.
3488. **Poritz, M. A., H. D. Bernstein, K. Strub, D. Zopf, H. Wilhelm, and P. Walter.** 1990. An *E. coli* ribonucleoprotein containing 4.5S RNA resembles mammalian signal recognition particle. Science **250**:1111–1117.
3489. **Portalier, R., J. M. Robert-Baudouy, and F. Stoerber.** 1980. Regulation of *Escherichia coli* K-12 hexuronate system genes: *exu* regulon. J. Bacteriol. **143**:1095–1107.
3490. **Porter, A. C., C. Kumamoto, K. Aldape, and R. D. Simoni.** 1985. Role of the b subunit of the *Escherichia coli* proton-translocating ATPase. A mutagenic analysis. J. Biol. Chem. **260**:8182–8187.
3491. **Porter, A. C. G., W. S. Brusilow, and R. D. Simoni.** 1983. Promoter for the *unc* operon of *Escherichia coli*. J. Bacteriol. **155**:1271–1278.
3492. **Portier, C.** 1982. Physical localization and direction of transcription of the structural gene for *Escherichia coli* ribosomal protein S15. Gene **18**:261–266.
3493. **Portier, C., C. Migot, and M. Grunberg-Manago.** 1981. Cloning of *E. coli* *pnp* gene from an episome. Mol. Gen. Genet. **183**:298–305.
3494. **Portier, C., and P. Regnier.** 1984. Expression of the *rspO* and *pnp* genes: structural analysis of a DNA fragment carrying their control regions. Nucleic Acids Res. **12**:6091–6102.
3495. **Post, D. A., B. Hove-Jensen, and R. L. Switzer.** 1993. Characterization of the *hemA-prs* region of the *Escherichia coli* and *Salmonella typhimurium* chromosomes: identification of two open reading frames and implications for *prs* expression. J. Gen. Microbiol. **139**:259–266.
3496. **Post, L., A. E. Arfsten, G. R. Davis, and M. Nomura.** 1980. DNA sequence of the promoter region for the a ribosomal protein operon in *Escherichia coli*. J. Biol. Chem. **255**:4653–4659.
3497. **Post, L., and M. Nomura.** 1979. Nucleotide sequence of the intercistronic region preceding the gene for RNA polymerase subunit a in *Escherichia coli*. J. Biol. Chem. **254**:10604–10606.
3498. **Post, L., and M. Nomura.** 1980. DNA sequences from the *str* operon of *Escherichia coli*. J. Biol. Chem. **255**:4660–4666.
3499. **Post, L. E., G. D. Strycharz, M. Nomura, H. Lewis, and P. P. Dennis.** 1979. Nucleotide sequence of the ribosomal protein gene cluster adjacent to the gene for RNA polymerase subunit beta in *Escherichia coli*. Proc. Natl. Acad. Sci. USA **76**:1697–1701.
3500. **Postle, K., and R. F. Good.** 1983. DNA sequence of the *Escherichia coli* *tonB* gene. Proc. Natl. Acad. Sci. USA **80**:5235–5239.
3501. **Postle, K., and R. F. Good.** 1985. A bidirectional rho-independent transcription terminator between the *E. coli* *tonB* gene and an opposing gene. Cell **41**:577–585.
3502. **Postle, K., and W. S. Reznikoff.** 1979. Identification of the *Escherichia coli* *tonB* gene product in minicells containing *tonB* hybrid plasmids. J. Mol. Biol. **131**:619–636.
3503. **Potter, P. M., K. Kleibl, L. Cawkwell, and G. P. Margison.** 1989. Expression of the *ogt* gene in wild-type and *ada* mutants of *E. coli*. Nucleic Acids Res. **17**:8047–8060.
3504. **Potter, P. M., L. C. Harris, and G. P. Margison.** 1989. Mapping of OGT in the *E. coli* chromosome. Nucleic Acids Res. **17**:10505.
3505. **Potter, P. M., M. C. Wilkinson, J. Fitton, F. J. Carr, J. Brennan, D. P. Cooper, and G. P. Margison.** 1987. Characterisation and nucleotide sequence of *ogt*, the O⁶-alkylguanine-DNA-alkyltransferase gene of *E. coli*. Nucleic Acids Res. **15**:9177–9193.
3506. **Potter, S., X. Yang, M. J. Boulanger, and E. E. Ishiguro.** 1998. Occurrence of homologs of the *Escherichia coli* *lytB* gene in gram-negative bacterial species. J. Bacteriol. **180**:1959–1961.
3507. **Poulsen, L. K., A. Refn, S. Molin, and P. Andersson.** 1991. The *gef* gene from *Escherichia coli* is regulated at the level of translation. Mol. Microbiol. **5**:1639–1648.
3508. **Poulsen, L. K., A. Refn, S. Molin, and P. Andersson.** 1991. Topographic analysis of the toxic Gef protein from *Escherichia coli*. Mol. Microbiol. **5**:1627–1637.
3509. **Poulsen, L. K., N. W. Larsen, S. Molin, and P. Andersson.** 1989. A family of genes encoding a cell-killing function may be conserved in all gram-negative bacteria. Mol. Microbiol. **3**:1463–1472.
3510. **Poulsen, L. K., N. W. Larsen, S. Molin, and P. Andersson.** 1992. Analysis of an *Escherichia coli* mutant strain resistant to the cell-killing function encoded by the *gef* gene family. Mol. Microbiol. **6**:895–905.
3511. **Poulsen, P., F. Bonekamp, and K. F. Jensen.** 1984. Structure of the *Escherichia coli* *pyrE* operon and control of *pyrE* expression by a UTP modulated intercistronic attenuation. EMBO J. **3**:1783–1790.
3512. **Poulsen, P., J. T. Andersen, and K. F. Jensen.** 1989. Molecular and mutational analysis of three genes preceding *pyrE* on the *Escherichia coli* chromosome. Mol. Microbiol. **3**:393–404.
3513. **Poulsen, P., and K. F. Jensen.** 1991. Three genes preceding *pyrE* on the *Escherichia coli* chromosome are essential for survival and normal cell morphology in stationary culture and at high temperature. Res. Microbiol. **142**:283–288.
3514. **Poulsen, P., K. F. Jensen, P. Valentin-Hansen, P. Carlsson, and L. G. Lundberg.** 1983. Nucleotide sequence of the *Escherichia coli* *pyrE* gene and of the DNA in front of the protein-coding region. Eur. J. Biochem. **135**:223–229.
3515. **Pouyssegur, J., and F. Stoerber.** 1972. Rameau degradatif commun des hexyronates chez *Escherichia coli* K12. Mecanisme d'induction des enzymes assurant le metabolisme du 2-ceto-3-desoxy-gluconate. Eur. J. Biochem. **30**:479–494.
3516. **Powell, B. S., and D. L. Court.** 1998. Control of *ftsZ* expression, cell division, and glutamine metabolism in Luria-Bertani medium by the alarmone ppGpp in *Escherichia coli*. J. Bacteriol. **180**:1053–1062.
3517. **Powell, B. S., D. L. Court, T. Inada, Y. Nakamura, V. Michotey, X. Cui, A. Reizer, M. H. Saier, and J. Reizer.** 1995. Novel proteins of the phosphotransferase system encoded within the *rpoN* operon of *Escherichia coli*. Enzyme IIAntr affects growth on organic nitrogen and the conditional lethality of an *era(ts)* mutant. J. Biol. Chem. **270**:4822–4839.
3518. **Powell, K. A., R. Cox, M. L. McConville, and H. P. Charles.** 1973. Mutations affecting porphyrin biosynthesis in *Escherichia coli*. Enzyme **16**:65–73.
3519. **Powers, E. L., and L. L. Randall.** 1995. Export of periplasmic galactose-binding protein in *Escherichia coli* depends on the chaperone SecB. J. Bacteriol. **177**:1906–1907.
3520. **Powers, T., and P. Walter.** 1995. Reciprocal stimulation of GTP hydrolysis by two directly interacting GTPases. Science **269**:1422–1424.
3521. **Pradel, E., C. Marck, and P. L. Boquet.** 1990. Nucleotide sequence and transcriptional analysis of the *Escherichia coli* *agp* gene encoding periplasmic acid glucose-1-phosphatase. J. Bacteriol. **172**:802–807.
3522. **Pradel, E., and C. A. Schnaitman.** 1991. Effect of *rfaH* (*sfrB*) and temperature on expression of *rfa* genes of *Escherichia coli* K-12. J. Bacteriol. **173**:6428–6431.
3523. **Pradel, E., C. T. Parker, and C. A. Schnaitman.** 1992. Structures of the *rfaB*, *rfaI*, *rfaJ*, and *rfaS* genes of *Escherichia coli* K-12 and their roles in assembly of the lipopolysaccharide core. J. Bacteriol. **174**:4736–4745.
3524. **Pradel, E., and P. L. Boquet.** 1988. Acid phosphatases of *Escherichia coli*: molecular cloning and analysis of *agp*, the structural gene for a periplasmic acid glucose phosphatase. J. Bacteriol. **170**:4916–4923.
3525. **Pradel, E., and P. L. Boquet.** 1989. Mapping of the *Escherichia coli* acid glucose-1-phosphatase gene *agp* and analysis of its expression in vivo by use of an *agp-phoA* protein fusion. J. Bacteriol. **171**:3511–3517.
3526. **Pradel, E., and P. L. Boquet.** 1991. Utilization of exogenous glucose-1-phosphate as a source of carbon or phosphate by *Escherichia coli* K12: respective roles of acid glucose-1-phosphatase, hexose-phosphate permease, phosphoglucomutase and alkaline phosphatase. Res. Microbiol. **142**:37–45.
3527. **Pramanik, A., S. J. Wertheimer, J. J. Schwartz, and I. Schwartz.** 1986. Expression of *Escherichia coli* *infC*: identification of a promoter in an upstream *thrS* coding sequence. J. Bacteriol. **168**:746–751.
3528. **Prasad, I., B. Young, and S. Schaeffer.** 1973. Genetic determination of the constitutive biosynthesis of phospho-β-glucosidase A in *Escherichia coli* K-12. J. Bacteriol. **114**:909–915.
3529. **Prasher, D., D. A. Kasunic, and S. R. Kushner.** 1983. Physical and genetic characterization of the cloned *sbvC* (exonuclease I) region of the *Escherichia coli* genome. J. Bacteriol. **153**:903–908.
3530. **Prather, N. E., B. H. Mims, and E. Murgola.** 1983. *supG* and *supL* in

- Escherichia coli* code for mutant lysine tRNAs. Nucleic Acids Res. **11**: 8283–8286.
3531. Pratt, D., and S. Subramani. 1983. Nucleotide sequence of the *Escherichia coli* xanthine-guanine phosphoribosyl transferase gene. Nucleic Acids Res. **11**:8817–8823.
3532. Pratt, L. A., and T. J. Silhavy. 1996. The response regulator SprE controls the stability of RpoS. Proc. Natl. Acad. Sci. USA **93**:2488–2492.
3533. Prativel-Sosa, F., D. Mengin-Lecreulx, and J. van Heijenoort. 1991. Overproduction, purification and properties of the uridine diphosphate N-acetylmuramoyl-L-alanine:D-glutamate ligase from *Escherichia coli*. Eur. J. Biochem. **202**:1169–1176.
3534. Preiss, J., A. Kleinhofs, and W. Klingmuller. 1987. Cloning of seven differently complementing DNA fragments with *chl* functions from *Escherichia coli* K12. Mol. Gen. Genet. **206**:352–355.
3535. Prescott, C. D., and H. C. Kornau. 1992. Mutations in *E. coli* 16s rRNA that enhance and decrease the activity of a suppressor tRNA. Nucleic Acids Res. **20**:1567–1571.
3536. Pressler, U., H. Staudenmaier, L. Zimmermann, and V. Braun. 1988. Genetics of the iron dicitrate transport system of *Escherichia coli*. J. Bacteriol. **170**:2716–2724.
3537. Prince, W. S., and M. R. Villarejo. 1990. Osmotic control of *proU* transcription is mediated through direct action of potassium glutamate on the transcription complex. J. Biol. Chem. **265**:17673–17679.
3538. Prior, T. I., and H. L. Kornberg. 1988. Nucleotide sequence of *fruA*, the gene specifying enzyme Ifru of the phosphoenolpyruvate-dependent sugar phosphotransferase system in *Escherichia coli* K12. J. Gen. Microbiol. **134**:2757–2768.
3539. Pritchard, R. H., and S. I. Ahmad. 1971. Fluorouracil and the isolation of mutants lacking uridine phosphorylase in *E. coli*: location of the gene. Mol. Gen. Genet. **111**:84–88.
3540. Privalle, C. T., and I. Fridovich. 1987. Induction of superoxide dismutase in *Escherichia coli* by heat shock. Proc. Natl. Acad. Sci. USA **84**:2723–2726.
3541. Privalle, C. T., and I. Fridovich. 1992. Transcriptional and maturational effects of manganese and iron on the biosynthesis of manganese-superoxide dismutase in *Escherichia coli*. J. Biol. Chem. **267**:9140–9145.
3542. Prodromou, C., M. J. Haynes, and J. R. Guest. 1991. The aconitase of *Escherichia coli*: purification of the enzyme and molecular cloning and map location of the gene (*acn*). J. Gen. Microbiol. **137**:2505–2515.
3543. Prodromou, C., P. J. Artymiuk, and J. R. Guest. 1992. The aconitase of *Escherichia coli*: nucleotide sequence of the aconitase gene and amino acid sequence similarity with mitochondrial aconitases, the iron-responsive-element-binding protein and isopropylmalate isomerase. Eur. J. Biochem. **204**:599–609.
3544. Prody, C. A., and J. B. Neilands. 1984. Genetic and biochemical characterization of the *Escherichia coli* K-12 *fluD* mutation. J. Bacteriol. **157**: 874–880.
3545. Provence, D. L., and R. Curtiss. 1992. Role of *crl* in avian pathogenic *Escherichia coli*: a knockout mutation of *crl* does not affect hemagglutination activity, fibronectin binding, or curli production. Infect. Immun. **60**: 4460–4467.
3546. Pruss, B. M., J. M. Nelms, C. Park, and A. J. Wolfe. 1994. Mutations in NADH:ubiquinone oxidoreductase of *Escherichia coli* affect growth on mixed amino acids. J. Bacteriol. **176**:2143–2150.
3547. Pruss, B. M., and P. Matsumura. 1996. A regulator of the flagellar regulon of *Escherichia coli*, *flhD*, also affects cell division. J. Bacteriol. **178**:668–674.
3548. Pucci, M. J., L. F. Discotto, and T. J. Dougherty. 1992. Cloning and identification of the *Escherichia coli* *murB* DNA sequence, which encodes UDP-N-acetylenolpyruvoylglucosamine reductase. J. Bacteriol. **174**:1690–1693.
3549. Pugsley, A. P. 1992. Translocation of a folded protein across the outer membrane in *Escherichia coli*. Proc. Natl. Acad. Sci. USA **89**:12058–12062.
3550. Pugsley, A. P. 1993. A mutation in the *dsbA* gene coding for periplasmic disulfide oxidoreductase reduces transcription of the *Escherichia coli* *ompF* gene. Mol. Gen. Genet. **237**:407–411.
3551. Pugsley, A. P., and C. Dubreuil. 1988. Molecular characterization of *malQ*, the structural gene for the *Escherichia coli* enzyme amyloamylase. Mol. Microbiol. **2**:473–479.
3552. Pugsley, A. P., F. Moreno, and V. deLorenzo. 1986. Microcin-E492-insensitive mutants of *Escherichia coli* K12. J. Gen. Microbiol. **132**:3253–3259.
3553. Pugsley, A. P., M. G. Kornacker, and I. Poquet. 1991. The general protein-export pathway is directly required for extracellular pullulanase secretion in *Escherichia coli* K12. Mol. Microbiol. **5**:343–352.
3554. Pugsley, A. P., and P. R. Reeves. 1976. Iron uptake in colicin B-resistant mutants of *Escherichia coli* K-12. J. Bacteriol. **126**:1052–1062.
3555. Puppe, W., P. Zimmann, K. Jung, M. Lucassen, and K. Altendorf. 1996. Characterization of truncated forms of the Kdp protein, the sensor kinase of the K⁺-translocating Kdp system of *Escherichia coli*. J. Biol. Chem. **271**:25027–25034.
3556. Putney, S. D., D. L. Melendez, and P. Schimmel. 1981. Cloning, partial sequencing, and in vitro transcription of the gene for alanine tRNA synthetase. J. Biol. Chem. **256**:205–211.
3557. Putney, S. D., N. J. Royal, H. Neuman de Vegvar, W. C. Herlihy, K. Biemann, and P. Schimmel. 1981. Primary structure of a large aminoacyl-tRNA synthetase. Science **213**:1497–1500.
3558. Putney, S. D., and P. Schimmel. 1981. An aminoacyl tRNA synthetase binds to a specific DNA sequence and regulates its gene transcription. Nature **291**:632–635.
3559. Puyo, M. F., P. Calsou, and B. Salles. 1992. UV resistance of *E. coli* K-12 deficient in cAMP/CRP regulation. Mutat. Res. **282**:247–252.
3560. Qamar, S., K. Marsh, and A. Berry. 1996. Identification of arginine 331 as an important active site residue in the class II fructose-1,6-bisphosphate aldolase of *Escherichia coli*. Protein Sci. **5**:154–161.
3561. Qi, F., and C. L. Turnbough. 1995. Regulation of *codBA* operon expression in *Escherichia coli* by UTP-dependent reiterative transcription and UTP-sensitive transcriptional start site switching. J. Mol. Biol. **254**:552–565.
3562. Qi, H.-Y., K. Sankaran, K. Gan, and H. C. Wu. 1995. Structure-function relationship of bacterial prolipoprotein diacylglycerol transferase: functionally significant conserved regions. J. Bacteriol. **177**:6820–6824.
3563. Qi, S.-Y., S. Sukopoli, and C. D. O'Connor. 1991. Outer membrane permeability of *Escherichia coli* K12: isolation, cloning and mapping of suppressors of a defined antibiotic hypersensitive mutant. Mol. Gen. Genet. **229**:421–427.
3564. Qian, Q., J. F. Curran, and G. R. Björk. 1998. The methyl group of the N⁶-methyl-N⁶-threonylcarbamoyladenosine in tRNA of *Escherichia coli* modestly improves the efficiency of the tRNA. J. Bacteriol. **180**:1808–1813.
3565. Qu, J. N., S. I. Makino, H. Adachi, Y. Koyama, Y. Akiyama, K. Ito, T. Tomoyasu, T. Ogura, and H. Matsuzawa. 1996. The *tolZ* gene of *Escherichia coli* is identified as the *ftsH* gene. J. Bacteriol. **178**:3457–3461.
3566. Quail, M. A., C. E. Dempsey, and J. R. Guest. 1994. Identification of a fatty acyl responsive regulator (FarR) in *Escherichia coli*. FEBS Lett. **356**:183–187.
3567. Quail, M. A., D. J. Haydon, and J. R. Guest. 1994. The *pdhR-aceEF-lpd* operon of *Escherichia coli* expresses the pyruvate dehydrogenase complex. Mol. Microbiol. **12**:95–104.
3568. Quinones, A., and S. Neumann. 1997. The *ssb-113* allele suppresses the *dnaQ49* mutator and alters DNA supercoiling in *Escherichia coli*. Mol. Microbiol. **25**:237–246.
3569. Quinones, A., and W. Messer. 1988. Discoordinate gene expression in the *dnaA-dnaN* operon of *Escherichia coli*. Mol. Gen. Genet. **213**:118–124.
3570. Quinones, A., W. R. Juterbock, and W. Messer. 1991. Expression of the *dnaA* gene of *Escherichia coli* is inducible by DNA damage. Mol. Gen. Genet. **227**:9–16.
3571. Quintilla, F. X., L. Baldoma, J. Badia, and J. Aguilar. 1991. Aldehyde dehydrogenase induction by glutamate in *Escherichia coli*. Role of 2-oxoglutarate. Eur. J. Biochem. **202**:1321–1325.
3572. Quirk, S., D. Seto, S. K. Bhatnagar, P. Gauss, L. Gold, and M. J. Bessman. 1989. Location and molecular cloning of the structural gene for the deoxyguanosine triphosphate triphosphohydrolase of *Escherichia coli*. Mol. Microbiol. **3**:1391–1395.
3573. Quirk, S., S. K. Bhatnagar, and M. J. Bessman. 1990. Primary structure of the deoxyguanosine triphosphate triphosphohydrolase-encoding gene (*dgt*) of *Escherichia coli*. Gene **89**:13–18.
3574. Rabin, R. S., and V. J. Stewart. 1992. Either of two functionally redundant sensor proteins, NarX and NarQ, is sufficient for nitrate regulation in *Escherichia coli* K-12. Proc. Natl. Acad. Sci. USA **89**:8419–8423.
3575. Rabin, R. S., and V. J. Stewart. 1993. Dual response regulators (NarL and NarP) interact with dual sensors (NarX and NarQ) to control nitrate- and nitrite-regulated gene expression in *Escherichia coli* K-12. J. Bacteriol. **175**:3259–3268.
3576. Radicella, J. P., E. A. Clark, S. Chen, and M. S. Fox. 1993. Patch length of localized repair events: role of DNA polymerase I in *mutY*-dependent mismatch repair. J. Bacteriol. **175**:7732–7736.
3577. Radke, K. L., and E. C. Siegel. 1971. Mutation preventing capsular polysaccharide synthesis in *Escherichia coli* K-12 and its effect on bacteriophage resistance. J. Bacteriol. **106**:432–437.
3578. Raetz, C. R., G. D. Kantor, M. Nishijima, and M. L. Jones. 1981. Isolation of *Escherichia coli* mutants with elevated levels of membrane enzymes. J. Biol. Chem. **256**:2109–2112.
3579. Raftery, L. A., and M. Yarus. 1985. Site-specific mutagenesis of *Escherichia coli* *glgT* yields a weak, glutamic acid-inserting ochre suppressor. J. Mol. Biol. **184**:343–345.
3580. Raha, M., H. Sockett, and R. M. Macnab. 1994. Characterization of the *fljI* gene in the flagellar regulon of *Escherichia coli* and *Salmonella typhimurium*. J. Bacteriol. **176**:2308–2311.
3581. Raha, M., I. Kawagishi, V. Muller, M. Kihara, and R. M. Macnab. 1992. *Escherichia coli* produces a cytoplasmic alpha-amylase, AmyA. J. Bacteriol. **174**:6644–6652.
3582. Raha, M., M. Kihara, I. Kawagishi, and R. M. Macnab. 1993. Organization of the *Escherichia coli* and *Salmonella typhimurium* chromosomes between flagellar regions IIIa and IIIb, including a large non-coding region. J. Gen. Microbiol. **139**:1401–1407.
3583. Rahav-Manor, O., O. Carmel, R. Karpel, D. Taglicht, G. Glaser, S. Schul-

- diner, and E. Padan. 1992. NhaR, a protein homologous to a family of bacterial regulatory proteins (LysR) regulates *nhaA*, the sodium proton antiporter gene in *Escherichia coli*. *J. Biol. Chem.* **267**:10433–10438.
3584. **Rahfeld, J. U., K. P. Rucknagel, G. Stoller, S. M. Horne, A. Schierhorn, K. D. Young, and G. Fischer.** 1996. Isolation and amino acid sequence of a new 22-kDa FKBP-like peptidyl-prolyl cis/trans-isomerase of *Escherichia coli*. Similarity to Mip-like proteins of pathogenic bacteria. *J. Biol. Chem.* **271**:22130–22138.
3585. **Rahman, M. A., H. Nelson, H. Weissbach, and N. Brot.** 1992. Cloning, sequencing, and expression of the *Escherichia coli* peptide methionine sulfoxide reductase gene. *J. Biol. Chem.* **267**:15549–15551.
3586. **Rahman, M. A., J. Moskovitz, J. Strassman, H. Weissbach, and N. Brot.** 1994. Physical map location of the peptide methionine sulfoxide reductase gene on the *Escherichia coli* chromosome. *J. Bacteriol.* **176**:1548–1549.
3587. **Raibaud, O., D. Vidal-Ingigliardi, and A. Kolb.** 1991. Genetic studies on the promoter of *malT*, the gene that encodes the activator of the *Escherichia coli* maltose regulon. *Res. Microbiol.* **142**:937–942.
3588. **Raibaud, O., and M. Schwartz.** 1980. Restriction map of the *Escherichia coli* *malA* region and identification of the *malT* product. *J. Bacteriol.* **143**:761–771.
3589. **Raina, S., and C. Georgopoulos.** 1990. A new *Escherichia coli* heat shock gene, *htrC*, whose product is essential for viability only at high temperatures. *J. Bacteriol.* **172**:3417–3426.
3590. **Raina, S., and C. Georgopoulos.** 1991. The *htrM* gene, whose product is essential for *Escherichia coli* viability only at elevated temperatures, is identical to the *rfaD* gene. *Nucleic Acids Res.* **19**:3811–3819.
3591. **Raina, S., D. Missiakas, and C. Georgopoulos.** 1992. The *Escherichia coli* *htrL* gene, cloning, sequencing, and transcriptional regulation: evidence for its positive regulation by the *rfaH* gene product. GenBank submission M94888.
3592. **Raina, S., D. Missiakas, and C. Georgopoulos.** 1995. The *rhoE* gene encoding the sigma E (sigma 24) heat shock sigma factor of *Escherichia coli*. *EMBO J.* **14**:1043–1055.
3593. **Raina, S., D. Missiakas, L. Baird, S. Kumar, and C. Georgopoulos.** 1993. Identification and transcriptional analysis of the *Escherichia coli* *htrE* operon which is homologous to *pap* and related pilin operons. *J. Bacteriol.* **175**:5009–5021.
3594. **Raina, S., L. Mabey, and C. Georgopoulos.** 1991. The *Escherichia coli* *htrP* gene product is essential for bacterial growth at high temperatures: mapping, cloning, sequencing, and transcriptional regulation of *htrP*. *J. Bacteriol.* **173**:5999–6008.
3595. **Rainwater, S., and P. M. Silverman.** 1990. The Cpx proteins of *Escherichia coli* K-12: evidence that *cpxA*, *ecfB*, *ssd*, and *eup* mutations all identify the same gene. *J. Bacteriol.* **172**:2456–2461.
3596. **Raivio, T. L., and T. J. Silhavy.** 1997. Transduction of envelope stress in *Escherichia coli* by the Cpx two-component system. *J. Bacteriol.* **179**:7724–7733.
3597. **Rajagopalan, P. T., A. Datta, and D. Pei.** 1997. Purification, characterization, and inhibition of peptide deformylase from *Escherichia coli*. *Biochemistry* **36**:13910–13918.
3598. **Rajapandi, T., and D. Oliver.** 1994. *ssd1*, a suppressor of *secA51*(Ts) that renders growth of *Escherichia coli* cold sensitive, is an early amber mutation in the transcription factor gene *nusB*. *J. Bacteriol.* **176**:4444–4447.
3599. **Rajkumari, K., S. Kusano, A. Ishihama, T. Mizuno, and J. Gowrishankar.** 1996. Effects of H-NS and potassium glutamate on σ^S - and σ^{70} -directed transcription in vitro from osmotically regulated P1 and P2 promoters of *proU* in *Escherichia coli*. *J. Bacteriol.* **178**:4176–4181.
3600. **Rakonjac, J., M. Milic, D. Ajdic-Predic, D. Santos, R. Ivanisevic, and D. J. Savic.** 1992. *nov*: a new genetic locus that affects the response of *Escherichia coli* K-12 to novobiocin. *Mol. Microbiol.* **6**:1547–1553.
3601. **Raleigh, E. A.** 1992. Organization and function of the *mcrBC* genes of *Escherichia coli*. *Mol. Microbiol.* **6**:1079–1086.
3602. **Raleigh, E. A., and G. Wilson.** 1986. *Escherichia coli* K-12 restricts DNA containing 5-methylcytosine. *Proc. Natl. Acad. Sci. USA* **83**:9070–9074.
3603. **Raleigh, E. A., J. Benner, P. Bloom, H. D. Braymer, E. DeCruz, K. Dharmalingam, J. Heitman, M. Noyer-Weidner, A. Piekawicz, P. L. Kretz, J. M. Short, and D. Woodcock.** 1991. Nomenclature relating to restriction of modified DNA in *Escherichia coli*. *J. Bacteriol.* **173**:2707–2709.
3604. **Raleigh, E. A., R. Trimarchi, and H. Revel.** 1989. Genetic and physical mapping of the *mcrA* (*rflA*) and *mcrB* (*rflB*) loci of *Escherichia coli* K-12. *Genetics* **122**:279–296.
3605. **Ralling, G., and T. Linn.** 1984. Relative activities of the transcriptional regulatory sites in the *rplKAIrpoBC* gene cluster of *Escherichia coli*. *J. Bacteriol.* **158**:279–285.
3606. **Ramabhadram, T. V.** 1976. Method for the isolation of *Escherichia coli* relaxed mutants, utilizing near-ultraviolet irradiation. *J. Bacteriol.* **127**:1587–1589.
3607. **Ramakrishnan, T., and E. A. Adelberg.** 1965. Regulatory mechanisms in the biosynthesis of isoleucine and valine. II. Identification of two operator genes. *J. Bacteriol.* **89**:654–660.
3608. **Ramani, N., M. Hedeshian, and M. Freundlich.** 1994. *micF* antisense RNA has a major role in osmoregulation of *OmpF* in *Escherichia coli*. *J. Bacteriol.* **176**:5005–5010.
3609. **Ramesh, V., S. Gite, Y. Li, and U. L. RajBhandary.** 1997. Suppressor mutations in *Escherichia coli* methionyl-tRNA formyltransferase: role of a 16-amino acid insertion module in initiator tRNA recognition. *Proc. Natl. Acad. Sci. USA* **94**:13524–13529.
3610. **Ramseier, T. M., and M. H. Saier, Jr.** 1995. cAMP-cAMP receptor protein complex: five binding sites in the control region of the *Escherichia coli* mannitol operon. *Microbiology* **141**:1901–1907.
3611. **Ramseier, T. M., S. Y. Chien, and M. H. Saier, Jr.** 1996. Cooperative interaction between Cra and Fnr in the regulation of the *cydAB* operon of *Escherichia coli*. *Curr. Microbiol.* **33**:270–274.
3612. **Rancourt, D. E., J. T. Stephenson, G. A. Vickell, and J. M. Wood.** 1984. *ProZ* excretion by *Escherichia coli* K12. *Biotechnol. Bioeng.* **26**:74–80.
3613. **Randall, K., M. Lever, B. A. Peddie, and S. T. Chambers.** 1995. Competitive accumulation of betaines by *Escherichia coli* K-12 and derivative strains lacking betaine porters. *Biochim. Biophys. Acta* **1245**:116–120.
3614. **Raskin, D. M., and P. A. de Boer.** 1997. The MinE ring: an FtsZ-independent cell structure required for selection of the correct division site in *E. coli*. *Cell* **91**:685–694.
3615. **Rasmussen, L. J., and L. Samson.** 1996. The *Escherichia coli* MutS DNA mismatch binding protein specifically binds O(6)-methylguanine DNA lesions. *Carcinogenesis* **17**:2085–2088.
3616. **Rasmussen, L. J., M. G. Marinus, and A. Lobner-Olesen.** 1994. Novel growth rate control of *dam* gene expression in *Escherichia coli*. *Mol. Microbiol.* **12**:631–638.
3617. **Rasmussen, P. B., B. Holst, and P. Valentin-Hansen.** 1996. Dual-function regulators: the cAMP receptor protein and the CytR regulator can act either to repress or to activate transcription depending on the context. *Proc. Natl. Acad. Sci. USA* **93**:10151–10155.
3618. **Ravi, R. S., S. Sozhamannan, and K. Dharmalingam.** 1985. Transposon mutagenesis and genetic mapping of the *rglA* and *rglB* loci of *Escherichia coli*. *Mol. Gen. Genet.* **198**:390–392.
3619. **Ravnikar, P. D., and R. L. Somerville.** 1986. Localization of the structural gene for threonine dehydrogenase in *Escherichia coli*. *J. Bacteriol.* **168**:434–436.
3620. **Ravnikar, P. D., and R. L. Somerville.** 1987. Structural and functional analysis of a cloned segment of *Escherichia coli* DNA that specifies proteins of a C₄ pathway of serine biosynthesis. *J. Bacteriol.* **169**:4716–4721.
3621. **Rawlings, M., and J. E. Cronan, Jr.** 1992. The gene encoding *Escherichia coli* acyl carrier protein lies within a cluster of fatty acid biosynthetic genes. *J. Biol. Chem.* **267**:5751–5754.
3622. **Ray, A., and D. Apirion.** 1982. Characterization of DNA from the *me* gene of *Escherichia coli*: uniqueness of the *me* DNA. *Biochem. Biophys. Res. Commun.* **107**:1361–1367.
3623. **RayChaudhuri, D., and J. T. Park.** 1992. *Escherichia coli* cell-division gene *ftsZ* encodes a novel GTP-binding protein. *Nature* **359**:251–254.
3624. **Rayl, E. A., J. M. Green, and B. P. Nichols.** 1996. *Escherichia coli* aminooxychorismate synthase: analysis of *pabB* mutations affecting catalysis and subunit association. *Biochim. Biophys. Acta* **1295**:81–88.
3625. **Raynal, L. C., H. M. Krisch, and A. J. Carpousis.** 1996. Bacterial poly(A) polymerase: an enzyme that modulates RNA stability. *Biochimie* **78**:390–398.
3626. **Ream, L. W., and A. J. Clark.** 1983. Cloning and deletion mapping of the *recF* *dnaN* region of the *Escherichia coli* chromosome. *Plasmid* **10**:101–110.
3627. **Ream, L. W., L. J. Margossian, A. J. Clark, F. G. Hansen, and K. von Meyenburg.** 1980. Genetic and physical mapping of *recF* in *Escherichia coli* K-12. *Mol. Gen. Genet.* **180**:115–121.
3628. **Reaney, S. K., C. Begg, S. J. Bungard, and J. R. Guest.** 1993. Identification of the L-tartrate dehydratase genes (*tda* and *tdb*) of *Escherichia coli* and evolutionary relationship with the class I fumarase genes. *J. Gen. Microbiol.* **139**:1523–1530.
3629. **Rebeck, G. W., and L. D. Samson.** 1991. Increased spontaneous mutation and alkylation sensitivity of *Escherichia coli* strains lacking the *ogt* O⁶-methylguanine DNA repair methyltransferase. *J. Bacteriol.* **173**:2068–2076.
3630. **Rech, S., U. Deppenmeier, and R. P. Gunsalus.** 1995. Regulation of the molybdate transport operon, *modABCD*, of *Escherichia coli* in response to molybdate availability. *J. Bacteriol.* **177**:1023–1029.
3631. **Reddy, M., and J. Gowrishankar.** 1997. Identification and characterization of *ssb* and *uup* mutants with increased frequency of precise excision of transposon Tn10 derivatives: nucleotide sequence of *uup* in *Escherichia coli*. *J. Bacteriol.* **179**:2892–2899.
3632. **Reed, K. E., and J. E. Cronan, Jr.** 1993. Lipic acid metabolism in *Escherichia coli*: sequencing and functional characterization of the *lipA* and *lipB* genes. *J. Bacteriol.* **175**:1325–1336.
3633. **Reed, K. E., T. W. Morris, and J. E. Cronan, Jr.** 1994. Mutants of *Escherichia coli* K-12 that are resistant to a selenium analog of lipic acid identify unknown genes in lipic acid metabolism. *Proc. Natl. Acad. Sci. USA* **91**:3720–3724.
3634. **Reed, R. E., M. F. Baer, C. Guerrier-Takada, H. Donis-Keller, and S. Altman.** 1982. Nucleotide sequence of the gene encoding the RNA subunit

- (M1 RNA) of ribonuclease P from *Escherichia coli*. Cell **30**:627-636.
3635. **Reed, R. E., and S. Altman.** 1983. Repeated sequences and open reading frames in the 3' flanking region of the gene for the RNA subunit of *Escherichia coli* ribonuclease. Proc. Natl. Acad. Sci. USA **80**:5359-5363.
3636. **Reeder, T., and R. Schleif.** 1991. Mapping, sequence, and apparent lack of function of *araJ*, a gene of the *Escherichia coli* arabinose regulon. J. Bacteriol. **173**:7765-7771.
3637. **Reeve, E. C. R.** 1968. Genetic analysis of some mutations causing resistance to tetracycline in *Escherichia coli* K12. Genet. Res. **11**:303-309.
3638. **Regnier, P., and C. Portier.** 1986. Initiation, attenuation and RNaseIII processing of transcripts from the *Escherichia coli* operon ribosomal protein S15 and polynucleotide phosphorylase. J. Mol. Biol. **187**:23-32.
3639. **Regnier, P., M. Grunberg-Manago, and C. Portier.** 1987. Nucleotide sequence of the *pnp* gene of *Escherichia coli* encoding polynucleotide phosphorylase: homology of the primary structure of the protein with the RNA-binding domain of ribosomal protein S1. J. Biol. Chem. **262**:63-68.
3640. **Regue, M., J. Remenick, M. Tokunaga, G. A. Mackie, and H. C. Wu.** 1984. Mapping of the lipoprotein signal peptidase gene (*lsp*). J. Bacteriol. **158**:632-635.
3641. **Rehmetulla, A., S. K. Kadam, and K. E. Sanderson.** 1986. Cloning and analysis of the *sfrB* (sex factor repression) gene of *Escherichia coli* K-12. J. Bacteriol. **166**:651-657.
3642. **Reidl, J., K. Romisch, M. Ehrmann, and W. Boos.** 1989. Mall, a novel protein involved in regulation of the maltose system of *Escherichia coli*, is highly homologous to the repressor proteins GalR, CytR, and LacI. J. Bacteriol. **171**:4888-4899.
3643. **Reidl, J., and W. Boos.** 1991. The *malX malY* operon of *Escherichia coli* encodes a novel enzyme II of the phosphotransferase system recognizing glucose and maltose and an enzyme abolishing the endogenous induction of the maltose system. J. Bacteriol. **173**:4862-4876.
3644. **Reiner, A. M.** 1977. Xylitol and D-arabitol toxicities due to derepressed fructose, galactitol, and sorbitol phosphotransferases of *Escherichia coli*. J. Bacteriol. **132**:166-173.
3645. **Reitzer, L. J., and B. Magasanik.** 1985. Expression of *glnA* in *Escherichia coli* is regulated at tandem promoters. Proc. Natl. Acad. Sci. USA **82**:1979-1983.
3646. **Reizer, J., A. Reizer, H. L. Kornberg, and M. H. Saier, Jr.** 1994. Sequence of the *fruB* gene of *Escherichia coli* encoding the diphosphoryl transfer protein (DTP) of the phosphoenolpyruvate:sugar phosphotransferase system. FEMS Microbiol. Lett. **118**:159-162.
3647. **Reizer, J., A. Reizer, and M. H. Saier, Jr.** 1990. The cellobiose permease of *Escherichia coli* consists of three proteins and is homologous to the lactose permease of *Staphylococcus aureus*. Res. Microbiol. **141**:1061-1067.
- 3647a. **Reizer, J., A. Reizer, M. Yamada, and M. H. Saier, Jr.** 1998. The glucitol permease of *Escherichia coli*: a tripartite permease of the phosphotransferase system. Microbiology **144**:1-2.
3648. **Reizer, J., A. Reizer, M. J. Merrick, G. Plunkett, D. J. Rose, and M. H. Saier, Jr.** 1996. Novel phosphotransferase-encoding genes revealed by analysis of the *Escherichia coli* genome: a chimeric gene encoding an enzyme I homologue that possesses a putative sensory transduction domain. Gene **181**:103-108.
3649. **Reizer, J., T. M. Ramseier, A. Reizer, A. Charbit, and M. H. Saier, Jr.** 1996. Novel phosphotransferase genes revealed by bacterial genome sequencing: a gene cluster encoding a putative N-acetylgalactosamine metabolic pathway in *Escherichia coli*. Microbiology **142**:231-250.
3650. **Rensing, C., B. Mitra, and B. P. Rosen.** 1997. The *zntA* gene of *Escherichia coli* encodes a Zn(II)-translocating P-type ATPase. Proc. Natl. Acad. Sci. USA **94**:14326-14331.
3651. **Repoila, F., and C. Gutierrez.** 1991. Osmotic induction of the periplasmic trehalase in *Escherichia coli* K12: characterization of the *treA* gene promoter. Mol. Microbiol. **5**:747-755.
3652. **Retallack, D. M., and D. I. Friedman.** 1995. A role for a small stable RNA in modulating the activity of DNA-binding proteins. Cell **83**:227-235.
3653. **Retallack, D. M., L. L. Johnson, and D. I. Friedman.** 1994. Role for 10Sa RNA in the growth of lambda-P22 hybrid phage. J. Bacteriol. **176**:2082-2089.
3654. **Reuter, K., R. Slany, F. Ullrich, and H. Kersten.** 1991. Structure and organization of *Escherichia coli* genes involved in biosynthesis of the deazaguanine derivative queuine, a nutrient factor for eukaryotes. J. Bacteriol. **173**:2256-2264.
3655. **Reuter, K., S. Chong, F. Ullrich, H. Kersten, and G. A. Garcia.** 1994. Serine 90 is required for enzymic activity by tRNA-guanine transglycosylase from *Escherichia coli*. Biochemistry **33**:7041-7046.
3656. **Reuven, N. B., E. V. Koonin, K. E. Rudd, and M. P. Deutscher.** 1995. The gene for the longest known *Escherichia coli* protein is a member of helicase superfamily II. J. Bacteriol. **177**:5393-5400.
3657. **Reynes, J. P., M. Tiraby, M. Baron, F. Drocourt, and G. Tiraby.** 1996. *Escherichia coli* thymidylate kinase: molecular cloning, nucleotide sequence, and genetic organization of the corresponding *tmk* locus. J. Bacteriol. **178**:2804-2812.
3658. **Reynolds, A. E., J. Felton, and A. Wright.** 1981. Insertion of DNA activates the cryptic *bgl* operon in *E. coli* K12. Nature **293**:625-629.
3659. **Reynolds, A. E., S. Mahadevan, S. F. J. LeGrice, and A. Wright.** 1984. Enhancement of bacterial gene expression by insertion elements or by mutation in a CAP-cAMP binding site. J. Mol. Biol. **191**:85-95.
3660. **Rhee, K. Y., B. S. Parekh, and G. W. Hatfield.** 1996. Leucine-responsive regulatory protein-DNA interactions in the leader region of the *ilvG-MEDA* operon of *Escherichia coli*. J. Biol. Chem. **271**:26499-26507.
3661. **Rice, P. W., and J. E. Dahlberg.** 1982. A gene between *polA* and *glnA* retards growth of *Escherichia coli* when present in multiple copies: physiological effects of the gene for spot 42 RNA. J. Bacteriol. **152**:1196-1210.
3662. **Richardson, K. K., J. Fostel, and T. R. Skopek.** 1983. Nucleotide sequence of the xanthine guanine phosphoribosyl transferase gene of *E. coli*. Nucleic Acids Res. **11**:8809-8816.
3663. **Richardson, L. V., and J. P. Richardson.** 1996. Rho-dependent termination of transcription is governed primarily by the upstream Rho utilization (*rut*) sequences of a terminator. J. Biol. Chem. **271**:21597-21603.
3664. **Richaud, C., and C. Printz.** 1988. Nucleotide sequence of the *dapF* gene and flanking regions from *Escherichia coli* K12. Nucleic Acids Res. **16**:10367.
3665. **Richaud, C., F. Richaud, C. Martin, C. Haziza, and J. C. Patte.** 1984. Regulation of expression and nucleotide sequence of the *Escherichia coli* *dapD* gene. J. Biol. Chem. **259**:14824-14828.
3666. **Richaud, C., W. Higgins, D. Mengin-Lecreux, and P. Stragier.** 1987. Molecular cloning, characterization, and chromosomal localization of *dapF*, the *Escherichia coli* gene for diaminopimelate epimerase. J. Bacteriol. **169**:1454-1459.
3667. **Richaud, F., C. Richaud, P. Ratet, and J. C. Patte.** 1986. Chromosomal location and nucleotide sequence of the *Escherichia coli* *dapA* gene. J. Bacteriol. **166**:297-300.
3668. **Richet, E.** 1996. On the role of the multiple regulatory elements involved in the activation of the *Escherichia coli* *malEp* promoter. J. Mol. Biol. **264**:852-862.
3669. **Richet, E., and O. Raibaud.** 1989. MalT, the regulatory protein of the *Escherichia coli* maltose system, is an ATP-dependent transcriptional activator. EMBO J. **8**:981-987.
3670. **Richter, G., H. Ritz, G. Katzenmeier, R. Volk, A. Kohnle, F. Lottspeich, D. Allendorf, and A. Bacher.** 1993. Biosynthesis of riboflavin: cloning, sequencing, mapping, and expression of the gene coding for GTP cyclohydrolase II in *Escherichia coli*. J. Bacteriol. **175**:4045-4051.
3671. **Richter, G., M. Fischer, C. Krieger, S. Eberhardt, H. Luttgens, I. Gerstenschlager, and A. Bacher.** 1997. Biosynthesis of riboflavin: characterization of the bifunctional deaminase-reductase of *Escherichia coli* and *Bacillus subtilis*. J. Bacteriol. **179**:2022-2028.
3672. **Richter, G., R. Volk, C. Krieger, H.-W. Lahm, U. Rothlisberger, and A. Bacher.** 1992. Biosynthesis of riboflavin: cloning, sequencing, and expression of the gene coding for 3,4-dihydroxy-2-butanone 4-phosphate synthase of *Escherichia coli*. J. Bacteriol. **174**:4050-4056.
3673. **Rida, S., J. Caillet, and J. H. Alix.** 1996. Amplification of a novel gene, *sanaA*, abolishes a vancomycin-sensitive defect in *Escherichia coli*. J. Bacteriol. **178**:94-102.
3674. **Rieul, C., F. Bleicher, B. Duclos, J.-C. Cortay, and A. J. Cozzone.** 1988. Nucleotide sequence of the *aceA* gene coding for isocitrate lyase in *Escherichia coli*. Nucleic Acids Res. **16**:5689.
3675. **Riggs, P. D., A. I. Derman, and J. R. Beckwith.** 1988. A mutation affecting the regulation of a *secA-lacZ* fusion defines a new *sec* gene. Genetics **118**:571-579.
3676. **Riley, M., and N. Glansdorff.** 1983. Cloning the *Escherichia coli* K-12 *argD* gene specifying acetylornithine 8-transaminase. Gene **24**:335-339.
3677. **Rimmele, M., and W. Boos.** 1994. Trehalose-6-phosphate hydrolase of *Escherichia coli*. J. Bacteriol. **176**:5654-5664.
3678. **Ringquist, S., D. Schneider, T. Gibson, C. Baron, A. Bock, and L. Gold.** 1994. Recognition of the mRNA selenocysteine insertion sequence by the specialized translational elongation factor SELB. Genes Dev. **8**:376-385.
3679. **Rioux, C. R., and R. J. Kadner.** 1989. Vitamin B12 transport in *Escherichia coli* K12 does not require the *btuE* gene of the *btuCED* operon. Mol. Gen. Genet. **217**:301-308.
3680. **Ritzenthaler, P., and M. Mata-Gilsinger.** 1982. Use of in vitro gene fusions to study the *uxuR* regulatory gene in *Escherichia coli* K-12; direction of transcription and regulation of its expression. J. Bacteriol. **150**:1040-1047.
3681. **Ritzenthaler, P., M. Mata-Gilsinger, and F. Stoeber.** 1980. Construction and expression of hybrid plasmids containing *Escherichia coli* K-12 *uxu* genes. J. Bacteriol. **143**:1116-1126.
3682. **Ritzenthaler, P., M. Mata-Gilsinger, and F. Stoeber.** 1981. Molecular cloning of *Escherichia coli* K-12 hexuronate system genes: *exu* region. J. Bacteriol. **145**:181-190.
3683. **Roa, B. B., D. M. Connolly, and M. E. Winkler.** 1989. Overlap between *pdxA* and *ksqA* in the complex *pdxA-ksqA-apaG-apaH* operon of *Escherichia coli* K-12. J. Bacteriol. **171**:4767-4777.
3684. **Robbins, A. R.** 1975. Regulation of the *Escherichia coli* methylgalactoside transport system by gene *mgID*. J. Bacteriol. **123**:69-74.
3685. **Robbins, J. C., and D. L. Oxender.** 1973. Transport systems for alanine, serine, and glycine in *Escherichia coli* K-12. J. Bacteriol. **116**:12-18.

3686. **Robert-Baudouy, J. M., and R. C. Portalier.** 1974. Studies of mutations in glucuronate catabolism in *Escherichia coli* K-12. *Mol. Gen. Genet.* **131**: 31–46.
- 3686a. **Robert-Baudouy, J. M., R. Portalier, and F. Stoeber.** 1981. Regulation of hexuronate system genes in *Escherichia coli* K-12: multiple regulation of the *uxu* operon by *uxuR* and *uxuR* gene products. *J. Bacteriol.* **145**:211–220.
3687. **Roberts, J. W., and J. Carbon.** 1975. Nucleotide sequence studies of normal and genetically altered glycine transfer ribonucleic acids in *Escherichia coli* J. *Biol. Chem.* **250**:5556–5572.
3688. **Roberts, L. M., and E. C. R. Reeve.** 1970. Two mutations giving low-level streptomycin resistance in *Escherichia coli* K-12. *Genet. Res.* **16**:359–365.
3689. **Roberts, R. E., C. I. Lienhard, C. G. Gaines, J. M. Smith, and J. R. Guest.** 1988. Genetic and molecular characterization of the *guaC-nadC-aroP* region of *Escherichia coli* K-12. *J. Bacteriol.* **170**:463–467.
3690. **Robertson, A. M., P. A. Sullivan, M. C. Jones-Mortimer, and H. L. Kornberg.** 1980. Two genes affecting glucarate utilization in *Escherichia coli* K12. *J. Gen. Microbiol.* **117**:377–382.
3691. **Robinson, A., D. J. Kenan, G. F. Hatfull, N. F. Sullivan, R. Spiegelberg, and W. D. Donachie.** 1984. DNA sequence and transcriptional organization of essential cell division genes *ftsQ* and *ftsA* of *Escherichia coli*: evidence for overlapping transcriptional units. *J. Bacteriol.* **160**:546–555.
3692. **Robinson, A., D. J. Kenan, J. Sweeney, and W. D. Donachie.** 1986. Further evidence for overlapping transcriptional units in an *Escherichia coli* cell envelope-cell division gene cluster: DNA sequence and transcriptional organization of the *ddl ftsQ* region. *J. Bacteriol.* **167**:809–817.
3693. **Robinson, A. C., K. J. Begg, and E. MacArthur.** 1991. Isolation and characterization of intragenic suppressors of an *Escherichia coli ftsA* mutation. *Res. Microbiol.* **142**:623–631.
3694. **Robinson, C. L., and J. H. Jackson.** 1982. New acetohydroxy acid synthase activity from mutational activation of a cryptic gene in *Escherichia coli* K-12. *Mol. Gen. Genet.* **186**:240–246.
3695. **Rochea, M., M. Vazquez, A. Garcarrubio, and A. Covarrubias.** 1985. Nucleotide sequence of the *glnA-glnL* intercistronic region of *Escherichia coli*. *Gene* **37**:91–99.
3696. **Rock, C. O., J. T. Tsay, R. Heath, and S. Jackowski.** 1996. Increased unsaturated fatty acid production associated with a suppressor of the *fabA6(Ts)* mutation in *Escherichia coli*. *J. Bacteriol.* **178**:5382–5387.
3697. **Rockabrand, D., K. Livers, T. Austin, R. Kaiser, D. Jensen, R. Burgess, and P. Blum.** 1998. Roles of DnaK and RpoS in starvation-induced thermotolerance of *Escherichia coli*. *J. Bacteriol.* **180**:846–854.
3698. **Rockwell, P., and M. E. Gottesman.** 1991. An *Escherichia coli rpoB* mutation that inhibits transcription of catabolite-sensitive operons. *J. Mol. Biol.* **222**:189–196.
3699. **Rodel, W., W. Plaga, R. Frank, and J. Knappe.** 1988. Primary structures of *Escherichia coli* pyruvate formate-lyase and pyruvate-formate-lyase-activating enzyme deduced from the DNA nucleotide sequences. *Eur. J. Biochem.* **177**:153–158.
3700. **Rodionov, D. G., A. G. Pisabarro, M. A. de Pedro, W. Kusser, and E. E. Ishiguro.** 1995. Beta-lactam-induced bacteriolysis of amino acid-deprived *Escherichia coli* is dependent on phospholipid synthesis. *J. Bacteriol.* **177**: 992–997.
3701. **Rodionov, D. G., and E. E. Ishiguro.** 1996. Dependence of peptidoglycan metabolism on phospholipid synthesis during growth of *Escherichia coli*. *Microbiology* **142**:2871–2877.
3702. **Rodolakis, A., F. Casse, and J. Starke.** 1974. Morphological mutants of *Escherichia coli* K-12. Mapping of the *envC* mutation. *Mol. Gen. Genet.* **130**:177–181.
3703. **Rodriguez-Sainz, M. C., C. Hernandez-Chico, and F. Moreno.** 1990. Molecular characterization of *pmbA*, an *Escherichia coli* chromosomal gene required for the production of the antibiotic peptide MccB17. *Mol. Microbiol.* **4**:1921–1932.
3704. **Roedlein, B. A., and P. L. Kuempel.** 1992. In vivo characterization of *tus* gene expression in *Escherichia coli*. *Mol. Microbiol.* **6**:1655–1661.
3705. **Roeder, W., and R. L. Somerville.** 1979. Cloning the *trpR* gene. *Mol. Gen. Genet.* **176**:361–368.
3706. **Roehl, R. A., and R. Vinopal.** 1979. New maltose Blu mutations in *Escherichia coli* K-12. *J. Bacteriol.* **139**:683–685.
3707. **Roehl, R. A., and R. Vinopal.** 1980. Genetic locus, distant from *ptsM*, affecting enzyme IIA/IIB function in *Escherichia coli* K-12. *J. Bacteriol.* **142**:120–130.
3708. **Rogers, K. C., A. T. Crescenzo, and D. Soll.** 1995. Aminoacylation of transfer RNAs with 2-thiouridine derivatives in the wobble position of the anticodon. *Biochimie* **77**:66–74.
3709. **Rogers, M. J., T. Ohgi, J. A. Plumbridge, and D. Soll.** 1988. Nucleotide sequence of the *Escherichia coli nagE* and *nagB* genes: the structural genes for the N-acetylglucosamine transport protein of the bacterial phosphoenolpyruvate:sugar phosphotransferase system and for glucosamine-6-phosphate deaminase. *Gene* **62**:197–207.
3710. **Rogers, S. D., M. R. Bhave, J. R. Mercer, J. Camakaris, and B. T. Lee.** 1991. Cloning and characterization of *cute*, a gene involved in copper transport in *Escherichia coli*. *J. Bacteriol.* **173**:6742–6748.
3711. **Rogers, S. G., and R. Weiss.** 1980. Cloning of the exonuclease III gene of *Escherichia coli*. *Gene* **11**:187–195.
3712. **Rohrbach, M. R., V. Braun, and W. Koster.** 1995. Ferrichrome transport in *Escherichia coli* K-12: altered substrate specificity of mutated periplasmic FhuD and interaction of FhuD with the integral membrane protein FhuB. *J. Bacteriol.* **177**:7186–7193.
3713. **Rohrwild, M., O. Coux, H. C. Huang, R. P. Moerschell, S. J. Yoo, J. H. Seol, C. H. Chung, and A. L. Goldberg.** 1996. HsIV-HsIU: a novel ATP-dependent protease complex in *Escherichia coli* related to the eukaryotic proteasome. *Proc. Natl. Acad. Sci. USA* **93**:5808–5813.
3714. **Rojo, F., J. A. Ayala, M. A. dePedro, and D. Vazquez.** 1984. Analysis of the different molecular forms of penicillin-binding protein 1B in *Escherichia coli ponB* mutants lysogenized with special transducing λ (*ponB⁺*) bacteriophages. *Eur. J. Biochem.* **144**:571–576.
3715. **Roland, K. L., F. E. Powell, and C. L. Turnbough.** 1985. Role of translation and attenuation in the control of *pyrBI* operon expression in *Escherichia coli* K-12. *J. Bacteriol.* **163**:991–999.
3716. **Roland, K. L., L. E. Martin, C. R. Esther, and J. K. Spitznagel.** 1993. Spontaneous *pmrA* mutants of *Salmonella typhimurium* LT2 define a new two-component regulatory system with a possible role in virulence. *J. Bacteriol.* **175**:4154–4164.
3717. **Roldan-Arjona, T., and B. Sedgwick.** 1996. DNA base damage induced by ionizing radiation recognized by *Escherichia coli* UvrABC nuclease but not Nth or Fpg proteins. *Mol. Carcinog.* **16**:188–196.
3718. **Rolfes, R. J., and H. Zalkin.** 1988. *Escherichia coli* gene *purR* encoding a repressor protein for purine nucleotide synthesis. *J. Biol. Chem.* **263**: 19653–19661.
3719. **Rolfes, R. J., and H. Zalkin.** 1988. Regulation of *Escherichia coli purF*. Mutations that define the promoter, operator and purine repressor gene. *J. Biol. Chem.* **263**:19649–19661.
3720. **Roman, S. J., B. B. Frantz, and P. Matsumura.** 1993. Gene sequence, overproduction, purification and determination of the wild-type level of the *Escherichia coli* flagellar switch protein FliG. *Gene* **133**:103–108.
3721. **Romeo, T., A. Kumar, and J. Preiss.** 1988. Analysis of the *Escherichia coli* glycogen gene cluster suggests that catabolic enzymes are encoded among the biosynthetic genes. *Gene* **70**:363–376.
3722. **Romeo, T., J. Moore, and J. Smith.** 1991. A simple method for cloning genes involved in glucan biosynthesis: isolation of structural and regulatory genes for glycogen synthesis in *Escherichia coli*. *Gene* **108**:23–29.
3723. **Romeo, T., and M. Gong.** 1993. Genetic and physical mapping of the regulatory gene *csrA* on the *Escherichia coli* K-12 chromosome. *J. Bacteriol.* **175**:5740–5741.
3724. **Romeo, T., M. Gong, M. Y. Liu, and A. M. Brun-Zinkernagel.** 1993. Identification and molecular characterization of *csrA*, a pleiotropic gene from *Escherichia coli* that affects glycogen biosynthesis, gluconeogenesis, cell size, and surface properties. *J. Bacteriol.* **175**:4744–4755.
3725. **Romling, U., Z. Bian, M. Hammar, W. D. Sieralta, and S. Normark.** 1998. Curli fibers are highly conserved between *Salmonella typhimurium* and *Escherichia coli* with respect to operon structure and regulation. *J. Bacteriol.* **180**:722–731.
3726. **Roncero, C., and M. J. Casadaban.** 1992. Genetic analysis of the genes involved in synthesis of the lipopolysaccharide core in *Escherichia coli* K-12. *J. Bacteriol.* **174**:3250–3260.
3727. **Rondeaux, S. S., P.-Y. Hsu, and J. A. DeMoss.** 1984. Construction in vitro of a cloned *nar* operon from *Escherichia coli*. *J. Bacteriol.* **159**:159–166.
3728. **Rood, J. I., A. J. Laird, and J. W. Williams.** 1980. Cloning of the *Escherichia coli* K-12 dihydrofolate reductase gene following Mu-mediated transposition. *Gene* **8**:255–265.
3729. **Roof, W. D., F. Foltermann, and J. R. Wild.** 1982. The organization and regulation of the *pyrBI* operon in *E. coli* includes a Rho-independent attenuator sequence. *Mol. Gen. Genet.* **187**:391–400.
3730. **Roof, W. D., H. Q. Fang, K. D. Young, J. Sun, and R. Young.** 1997. Mutational analysis of *slyD*, an *Escherichia coli* gene encoding a protein of the FKBP immunophilin family. *Mol. Microbiol.* **25**:1031–1046.
3731. **Roof, W. D., S. M. Horne, K. D. Young, and R. Young.** 1994. *slyD*, a host gene required for phi X174 lysis, is related to the FK506-binding protein family of peptidyl-prolyl cis-trans-isomerases. *J. Biol. Chem.* **269**:2902–2910.
3732. **Roovers, M., D. Charlier, A. Feller, D. Gigot, F. Holemans, W. Lissens, A. Pierard, and N. Glandsdorff.** 1988. *carP*, a novel gene regulating the transcription of the carbamoylphosphate synthetase operon of *Escherichia coli*. *J. Mol. Biol.* **204**:857–865.
3733. **Rosen, B. P.** 1973. Basic amino acid transport in *Escherichia coli*: properties of canavanine-resistant mutants. *J. Bacteriol.* **116**:627–635.
3734. **Rosenberg, H.** 1987. Phosphate transport in prokaryotes, p. 205–246. *In* B. P. Rosen and S. Silver (ed.), *Ion transport in prokaryotes*. Academic Press, Inc., New York, N.Y.
3735. **Rosenfeld, S. A., P. E. Stevis, and N. W. Y. Ho.** 1984. Cloning and characterization of the *xyl* gene from *Escherichia coli*. *Mol. Gen. Genet.* **194**: 410–415.
3736. **Rosentel, J. K., F. Healy, J. A. Maupin-Furlow, J. H. Lee, and K. T. Shanmugam.** 1995. Molybdate and regulation of *mod* (molybdate trans-

- port), *fdhF*, and *hyc* (formate hydrogenlyase) operons in *Escherichia coli*. J. Bacteriol. **177**:4857-4864.
3737. **Rosner, J. L., and J. L. Slonczewski.** 1994. Dual regulation of *inaA* by the multiple antibiotic resistance (*mar*) and superoxide (*soxRS*) stress response systems of *Escherichia coli*. J. Bacteriol. **176**:6262-6269.
3738. **Rosner, J. L., T. J. Chai, and J. Foulds.** 1991. Regulation of *ompF* porin expression by salicylate in *Escherichia coli*. J. Bacteriol. **173**:5631-5638.
3739. **Ross, T. K., C. Achberger, and H. D. Braymer.** 1987. Characterization of the *Escherichia coli* modified cytosine restriction (*mcrB*) gene. Gene **61**: 277-289.
3740. **Ross, T. K., E. C. Achberger, and H. D. Braymer.** 1989. Nucleotide sequence of the McrB region of *Escherichia coli* K-12 and evidence for two independent translational initiation sites at the *mcrB* locus. J. Bacteriol. **171**:1974-1981.
3741. **Ross, T. K., and H. D. Braymer.** 1987. Localization of a genetic region involved in McrB restriction by *Escherichia coli* K-12. J. Bacteriol. **169**: 1757-1759.
3742. **Ross, W., J. F. Thompson, J. T. Newlands, and R. L. Gourse.** 1990. *E. coli* Fis protein activates ribosomal RNA transcription in vitro. EMBO J. **9**:3733-3742.
3743. **Rossi, J. J., and A. Landy.** 1979. Structure and organization of the two tRNA^{lys} gene clusters on the *E. coli* chromosome. Cell **16**:523-534.
3744. **Rossi, J. J., J. Egan, L. Hudson, and A. Landy.** 1981. The *tyrT* locus: termination and processing of a complex transcript. Cell **26**:305-314.
3745. **Rossmann, R., G. Sawers, and A. Bock.** 1991. Mechanism of regulation of the formate-hydrogenlyase pathway by oxygen, nitrate, and pH: definition of the formate regulon. Mol. Microbiol. **5**:2807-2814.
3746. **Rossmann, R., M. Sauter, F. Lottspeich, and A. Bock.** 1994. Maturation of the large subunit (HYCE) of *Escherichia coli* hydrogenase 3 requires nickel incorporation followed by C-terminal processing at Arg537. Eur. J. Biochem. **220**:377-384.
3747. **Rossmann, R., T. Maier, F. Lottspeich, and A. Bock.** 1995. Characterisation of a protease from *Escherichia coli* involved in hydrogenase maturation. Eur. J. Biochem. **227**:545-550.
3748. **Rostas, K., S. J. Morton, S. M. Pickles, and R. G. Lloyd.** 1987. Nucleotide sequence and LexA regulation of the *Escherichia coli* *recN* gene. Nucleic Acids Res. **15**:5041-5049.
- 3748a. **Rotering, H., and V. Braun.** 1977. Lipid deficiency on a lipoprotein mutant of *Escherichia coli*. FEBS Lett. **83**:41-44.
3749. **Rothery, R. A., J. L. Grant, J. L. Johnson, K. V. Rajagopalan, and J. H. Weiner.** 1995. Association of molybdopterin guanine dinucleotide with *Escherichia coli* dimethyl sulfoxide reductase: effect of tungstate and a *mob* mutation. J. Bacteriol. **177**:2057-2063.
3750. **Rothstein, D. M., G. Pahel, B. Tyler, and B. Magasanik.** 1980. Regulation of expression from the *glnA* promoter of *Escherichia coli* in the absence of glutamine synthetase. Proc. Natl. Acad. Sci. USA **77**:7372-7376.
3751. **Rotman, B., and R. Guzman.** 1982. Identification of the *mgIA* gene product in the β -methylgalactoside transport system of *Escherichia coli* using plasmid DNA deletions generated in vitro. J. Biol. Chem. **257**:9030-9034.
3752. **Rouviere, P. E., and C. A. Gross.** 1996. SurA, a periplasmic protein with peptidyl-prolyl isomerase activity, participates in the assembly of outer membrane porins. Genes Dev. **10**:3170-3182.
3753. **Rowen, L., J. Kobori, and S. Scherer.** 1982. Cloning of bacterial DNA replication genes in bacteriophage λ . Mol. Gen. Genet. **187**:501-509.
3754. **Rowland, G. C., P. M. Giffard, and I. R. Booth.** 1984. Genetic studies of the *phs* locus of *Escherichia coli*, a mutation causing pleiotropic lesions in metabolism and pH homeostasis. FEBS Lett. **173**:295-300.
3755. **Rowland, G. C., P. M. Giffard, and I. R. Booth.** 1985. *phs* locus of *Escherichia coli*, a mutation causing pleiotropic lesions in metabolism, is an *rpoA* allele. J. Bacteriol. **164**:972-975.
3756. **Rowland, G. C., P. P. Lim, and R. E. Glass.** 1995. In vivo cloning of a carboxy-terminal *rpoB* allele which confers altered transcriptional properties. Folia Microbiol. **40**:588-594.
- 3756a. **Rowley, D. L., and R. E. Wolf, Jr.** 1991. Molecular characteristics of the *Escherichia coli* K-12 *zwf* gene encoding glucose-6-phosphate dehydrogenase. J. Bacteriol. **173**:968-977.
3757. **Rowell, E. H., J. M. Smith, A. Wolfe, and B. L. Taylor.** 1995. CheA, CheW, and CheY are required for chemotaxis to oxygen and sugars of the phosphotransferase system in *Escherichia coli*. J. Bacteriol. **177**:6011-6014.
3758. **Roy, A. M., and A. Danchin.** 1981. Restriction map of the *cya* region of the *Escherichia coli* K12 chromosome. Biochimie **63**:719-722.
3759. **Roy, A. M., and A. Danchin.** 1982. The *cya* locus of *Escherichia coli* K12: organization and gene products. Mol. Gen. Genet. **188**:465-471.
3760. **Roy, A. M., C. Haziza, and A. Danchin.** 1983. Regulation of adenylate cyclase synthesis: nucleotide sequence of the control region. EMBO J. **2**:791-797.
3761. **Roy, A. M., and J. Coleman.** 1994. Mutations in *firA*, encoding the second acyltransferase in lipopolysaccharide biosynthesis, affect multiple steps in lipopolysaccharide biosynthesis. J. Bacteriol. **176**:1639-1646.
3762. **Rubin, E. M., G. Wilson, and F. E. Young.** 1980. Expression of thymidylate synthetase activity in *Bacillus subtilis* upon integration of a cloned gene from *E. coli*. Gene **10**:227-235.
3763. **Rudd, K. E.** 1996. *Escherichia coli* K-12 on the internet. Trends Genet. **12**:156-157. (News.)
- 3763a. **Rudd, K. E.** 1998. Linkage map of *Escherichia coli* K-12, edition 10: the physical map. Microbiol. Mol. Biol. Rev. **62**:985-1019.
3764. **Rudd, K. E., H. J. Sofia, E. V. Koonin, G. Plunkett, S. Lazar, and P. E. Rouviere.** 1995. A new family of peptidyl-prolyl isomerases. Trends Biochem. Sci. **20**:12-14.
3765. **Ruijter, G. J., G. van Meurs, M. A. Verwey, P. W. Postma, and K. van Dam.** 1992. Analysis of mutations that uncouple transport from phosphorylation in enzyme IIGlc of the *Escherichia coli* phosphoenolpyruvate-dependent phosphotransferase system. J. Bacteriol. **174**:2843-2850.
3766. **Ruiz, S. M., S. Letourneau, and C. G. Cupples.** 1993. Isolation and characterization of an *Escherichia coli* strain with a high frequency of C-to-T mutations at 5-methylcytosines. J. Bacteriol. **175**:4985-4989.
3767. **Ruiz-Vazquez, R., and E. Cerda-Olmedo.** 1980. An *Escherichia coli* mutant refractory to nitrosoguanidine mutagenesis. Mol. Gen. Genet. **178**:625-631.
3768. **Rule, G. S., E. A. Pratt, C. C. Q. Chin, F. Wold, and C. Ho.** 1985. Overproduction and nucleotide sequence of the respiratory D-lactate dehydrogenase of *Escherichia coli*. J. Bacteriol. **161**:1059-1068.
3769. **Rupprecht, K. R., A. W. Gordon, M. D. Lundrigan, R. C. Gayda, A. Markovitz, and C. F. Earhart.** 1983. *ompT*: *Escherichia coli* K-12 structural gene for protein A (3b). J. Bacteriol. **153**:1104-1106.
3770. **Rusnak, F., M. Sakaitani, M. Drucekhammer, J. Reichert, and C. T. Walsh.** 1991. Biosynthesis of the *Escherichia coli* siderophore enterobactin: sequence of the *entF* gene, expression and purification of enterobactin: sequence of covalent phosphopantetheine. Biochemistry **30**:2916-2927.
3771. **Russel, M., and A. Holmgren.** 1988. Construction and characterization of glutaredoxin-negative mutants of *Escherichia coli*. Proc. Natl. Acad. Sci. USA **85**:990-994.
3772. **Russel, M., and P. Model.** 1983. A bacterial gene, *filp*, required for filamentous bacteriophage F1 assembly. J. Bacteriol. **154**:1064-1076.
3773. **Russel, M., and P. Model.** 1984. Characterization of the cloned *filp* gene and its product. J. Bacteriol. **157**:526-532.
3774. **Russel, M., and P. Model.** 1985. Direct cloning of the *trxB* gene that encodes thioredoxin reductase. J. Bacteriol. **163**:238-242.
3775. **Russel, M., and P. Model.** 1985. Thioredoxin is required for filamentous phage assembly. Proc. Natl. Acad. Sci. USA **82**:29-33.
3776. **Russel, M., and P. Model.** 1986. Direct cloning of the *trxB* gene: role of thioredoxin reductase in filamentous phage assembly, p. 331. In A. Holmgren (ed.), Thioredoxin and glutaredoxin systems. Raven Press, New York, N.Y.
3777. **Russel, M., and P. Model.** 1988. Sequence of thioredoxin reductase from *Escherichia coli*. Relationship to other flavoprotein disulfide oxidoreductases. J. Biol. Chem. **263**:9015-9019.
3778. **Russel, M., P. Model, and A. Holmgren.** 1990. Thioredoxin or glutaredoxin in *Escherichia coli* is essential for sulfate reduction but not for deoxyribonucleotide synthesis. J. Bacteriol. **172**:1923-1929.
3779. **Russell, P. W., and P. E. Orndorff.** 1992. Lesions in two *Escherichia coli* type 1 pilus genes alter pilus number and length without affecting receptor binding. J. Bacteriol. **174**:5923-5935.
3780. **Russell, R. R. B., and A. J. Pittard.** 1971. New suppressor in *Escherichia coli*. J. Bacteriol. **107**:736-740.
3781. **Ryals, J., R.-Y. Hsu, M. N. Lipsett, and H. Bremer.** 1982. Isolation of single-site *Escherichia coli* mutants deficient in thiamine and 4-thiouridine syntheses: identification of a *nuvC* mutant. J. Bacteriol. **151**:899-904.
3782. **Ryden, M., J. B. Murphy, R. Martin, L. A. Isaksson, and J. Gallant.** 1986. Mapping and complementation studies of the gene for release factor 1. J. Bacteriol. **168**:1066-1069.
3783. **Ryden, S., and L. A. Isaksson.** 1984. A temperature-sensitive mutant of *Escherichia coli* that shows enhanced misreading of UAG/A and increased efficiency for some tRNA nonsense suppressors. Mol. Gen. Genet. **193**: 38-45.
3784. **Sa, J. H., M. A. Namgung, C. J. Lim, and J. A. Fuchs.** 1997. Expression of the *Escherichia coli* thioredoxin gene is negatively regulated by cyclic AMP. Biochem. Biophys. Res. Commun. **234**:564-567.
3785. **Saarma, U., and J. Remme.** 1992. Novel mutants of 23S RNA: characterization of functional properties. Nucleic Acids Res. **20**:3147-3152.
3786. **Sabe, H., T. Miwa, T. Kodaki, K. Izui, S. Hiraga, and H. Katsuki.** 1984. Molecular cloning of the phosphoenolpyruvate carboxylase gene, *ppc*, of *Escherichia coli*. Gene **31**:279-283.
3787. **Sabnis, N. A., H. Yang, and T. Romeo.** 1995. Pleiotropic regulation of central carbohydrate metabolism in *Escherichia coli* via the gene *csrA*. J. Biol. Chem. **270**:29096-29100.
3788. **Sacerdot, C., G. Fayet, P. Dessen, M. Springer, J. A. Plumbridge, M. Grunberg-Manago, and S. Blanquet.** 1982. Sequence of a 1.2 kb DNA fragment containing the structural gene for *E. coli* initiation factor IF3: presence of an AUU initiator codon. EMBO J. **1**:311-315.
3789. **Sacerdot, C., G. Vachon, S. Laalami, F. Morel-Deville, Y. Cenatiempo, and M. Grunberg-Manago.** 1992. Both forms of translational initiation factor IF2 (alpha and beta) are required for maximal growth of *Escherichia*

- coli*. Evidence for two translational initiation codons for IF2 beta. *J. Mol. Biol.* **225**:67–80.
3790. Sadosky, A. B., A. Davidson, R.-J. Lin, and C. W. Hill. 1989. *rhs* gene family of *Escherichia coli* K-12. *J. Bacteriol.* **171**:636–642.
3791. Sadosky, A. B., J. A. Gray, and C. W. Hill. 1991. The RhsD-E subfamily of *Escherichia coli* K-12. *Nucleic Acids Res.* **19**:7177–7183.
3792. Saedler, H., A. Gullon, and P. Starlinger. 1968. Negative control of the galactose operon in *E. coli*. *Mol. Gen. Genet.* **102**:79–88.
3793. Saffen, D. W., K. A. Presper, T. L. Doering, and S. Roseman. 1987. Sugar transport by the bacterial phosphotransferase system. Molecular cloning and structural analysis of the *Escherichia coli ptsH*, *ptsI* and *crr* genes. *J. Biol. Chem.* **262**:16241–16253.
3794. Sagara, K., S. Matsuyama, and S. Mizushima. 1994. SecF stabilizes SecD and SecY, components of the protein translocation machinery of the *Escherichia coli* cytoplasmic membrane. *J. Bacteriol.* **176**:4111–4116.
3795. Saiget, B. M., D. E. Shevell, and G. C. Walker. 1995. Alteration of lysine 178 in the hinge region of the *Escherichia coli* Ada protein interferes with activation of *ada*, but not *alkA*, transcription. *J. Bacteriol.* **177**:1268–1274.
3796. Said, B., C. R. Ghosn, L. Vu, and W. D. Nunn. 1988. Nucleotide sequencing and expression of the *fadL* gene involved in long-chain fatty acid transport in *Escherichia coli*. *Mol. Microbiol.* **2**:363–370.
3797. Saier, M. H., Jr. 1996. Cyclic AMP-independent catabolite repression in bacteria. *FEMS Microbiol. Lett.* **138**:97–103.
3798. Saier, M. H., Jr., H. Straud, L. S. Massman, J. J. Judice, M. J. Newman, and B. U. Feucht. 1978. Permease-specific mutations in *Salmonella typhimurium* and *Escherichia coli* that release the glycerol, maltose, melibiose, and lactose transport systems from regulation by the phosphoenolpyruvate:sugar phosphotransferase system. *J. Bacteriol.* **133**:1358–1367.
3799. Saiki, K., T. Mogi, and Y. Anraku. 1992. Heme O biosynthesis in *Escherichia coli*: the *cyoE* gene in the cytochrome bo operon encodes a protoheme IX farnesyltransferase. *Biochem. Biophys. Res. Commun.* **189**:1491–1497.
3800. Sain, B., and N. E. Murray. 1980. The *hsd* (host specificity) genes of *E. coli* K12. *Mol. Gen. Genet.* **180**:35–46.
3801. Saint-Girons, I., and D. Margarita. 1985. Evidence for an internal promoter in the *Escherichia coli* threonine operon. *J. Bacteriol.* **161**:461–462.
3802. Saint-Girons, I., N. Duchange, G. N. Cohen, and M. M. Zakin. 1984. Structure and autoregulation of the *metJ* regulatory gene in *Escherichia coli*. *J. Biol. Chem.* **259**:14282–14285.
3803. Saint-Girons, I., N. Duchange, M. M. Zakin, I. Park, D. Margarita, P. Ferrara, and G. N. Cohen. 1983. Nucleotide sequence of *metF*, the *E. coli* structural gene for 5-10 methylene tetrahydrofolate reductase and of its control region. *Nucleic Acids Res.* **11**:6723–6732.
3804. Saito, H., and H. Uchida. 1977. Initiation of the DNA replication of bacteriophage lambda in *Escherichia coli* K12. *J. Mol. Biol.* **113**:1–25.
- 3804a. Saito, M., A. Tsugawa, K. Egawa, and Y. Nakamura. 1986. Revised sequence of the *nusA* gene of *Escherichia coli* and identification of the *nusA* gene of *Escherichia coli* and identification of *nusA11* (ts) and *nusA1* mutations which cause changes in a hydrophobic amino acid cluster. *Mol. Gen. Genet.* **205**:380–382.
3805. Saito, Y., F. Uraki, S. Nakajima, A. Asaeda, K. Ono, K. Kubo, and K. Yamamoto. 1997. Characterization of endonuclease III (*nth*) and endonuclease VIII (*nei*) mutants of *Escherichia coli* K-12. *J. Bacteriol.* **179**:3783–3785.
3806. Sak, B. D., A. Eisenstark, and D. Touati. 1989. Exonuclease III and the catalase hydroperoxidase II in *Escherichia coli* are both regulated by the *katF* gene product. *Proc. Natl. Acad. Sci. USA* **86**:3271–3275.
3807. Sakakibara, Y. 1988. The *dnaK* gene of *Escherichia coli* functions in initiation of chromosome replication. *J. Bacteriol.* **170**:972–979.
3808. Sakakibara, Y. 1995. Suppression of thermosensitive initiation of DNA replication in a *dnaR* mutant of *Escherichia coli* by a rifampin resistance mutation in the *rpoB* gene. *J. Bacteriol.* **177**:733–737.
3809. Sakakibara, Y., H. Tsukano, and T. Sako. 1981. Organization and transcription of the *dnaA* and *dnaN* genes of *Escherichia coli*. *Gene* **13**:47–55.
3810. Sakakibara, Y., and T. Mizukami. 1980. A temperature-sensitive *Escherichia coli* mutant defective in DNA replication: *dnaN*, a new gene adjacent to the *dnaA* gene. *Mol. Gen. Genet.* **178**:541–553.
3811. Sakamoto, H., A. Kimura, and Y. Shimura. 1983. Processing of transcription products of the gene encoding the RNA component of RNase P. *Proc. Natl. Acad. Sci. USA* **80**:6187–6191.
3812. Sakashita, H., T. Sakuma, Y. Akitomo, T. Ohkubo, M. Kainosho, M. Sekiguchi, and K. Morikawa. 1995. Sequence-specific DNA recognition of the *Escherichia coli* Ada protein associated with the methylation-dependent functional switch for transcriptional regulation. *J. Biochem. (Tokyo)* **118**:1184–1191.
3813. Sako, T., and Y. Sakakibara. 1980. Coordination expression of *Escherichia coli dnaA* and *dnaN* genes. *Mol. Gen. Genet.* **179**:521–526.
3814. Saks, M. E., J. R. Sampson, and J. Abelson. 1998. Evolution of a transfer RNA gene through a point mutation in the anticodon. *Science* **279**:1665–1670.
3815. Sakumi, K., K. Igarashi, M. Sekiguchi, and A. Ishihama. 1993. The Ada protein is a class I transcription factor of *Escherichia coli*. *J. Bacteriol.* **175**:2455–2457.
3816. Sakumi, K., Y. Nakabeppu, H. Yamamoto, S. I. Kawabata, S. Iwanaga, and M. Sekiguchi. 1986. Purification and structure of 3-methyladenine-DNA glycosylase I of *Escherichia coli*. *J. Biol. Chem.* **261**:15761–15766.
3817. Salanitro, J. P., and W. S. Wegener. 1971. Growth of *Escherichia coli* on short-chain fatty acids: nature of the uptake system. *J. Bacteriol.* **108**:893–900.
3818. Salavati, R., D. Oliver. 1995. Competition between ribosome and SecA binding promotes *Escherichia coli secA* translational regulation. *RNA* **1**:745–753.
3819. Saleh, A. Z., K. Yamanaka, H. Niki, T. Ogura, M. Yamazoe, and S. Hiraga. 1996. Carboxyl terminal region of the MukB protein in *Escherichia coli* is essential for DNA binding activity. *FEMS Microbiol. Lett.* **143**:211–216.
3820. Salmund, G. P. C., J. Lutkenhaus, and W. D. Donachie. 1980. Identification of new genes in a cell envelope-cell division gene cluster of *Escherichia coli*: cell envelope gene *murG*. *J. Bacteriol.* **144**:438–440.
3821. Salmund, G. P. C., and S. Plakidou. 1984. Genetic analysis of essential genes in the *ftsE* region of the *Escherichia coli* genetic map and identification of a new cell division gene *ftsS*. *Mol. Gen. Genet.* **197**:304–308.
3822. Salowe, S. P., and J. Stubbe. 1986. Cloning, overproduction, and purification of the B2 subunit of ribonucleoside-diphosphate reductase. *J. Bacteriol.* **165**:363–366.
3823. Sambongi, Y., and S. J. Ferguson. 1996. Mutants of *Escherichia coli* lacking disulphide oxidoreductases DsbA and DsbB cannot synthesise an exogenous monohaem c-type cytochrome except in the presence of disulphide compounds. *FEBS Lett.* **398**:265–268.
3824. Sameshima, J. H., R. C. Wek, and G. W. Hatfield. 1989. Overlapping transcription and convergence of the *ilvA* and *ilvY* genes of *Escherichia coli*. *J. Biol. Chem.* **264**:1224–1231.
3825. Sammartano, L. J., R. W. Tuveson, and R. Davenport. 1986. Control of sensitivity to inactivation by H₂O₂ and broad-spectrum near-UV radiation by the *Escherichia coli katF* locus. *J. Bacteriol.* **168**:13–21.
3826. Sampei, G., and K. Mizobuchi. 1988. Nucleotide sequence of the *Escherichia coli purF* gene encoding amidophosphoribosyltransferase for de novo purine nucleotide synthesis. *Nucleic Acids Res.* **16**:8717.
3827. Sampei, G., and K. Mizobuchi. 1989. The organization of the *purL* gene encoding 5'-phosphoribosylformylglycinamide amidotransferase of *Escherichia coli*. *J. Biol. Chem.* **264**:21230–21238.
3828. Sampson, B. A., R. Misra, and S. A. Benson. 1989. Identification and characterization of a new gene of *Escherichia coli* K-12 involved in outer membrane permeability. *Genetics* **122**:491–501.
3829. Samsonov, V. V., E. R. Odoevskaya, and S. P. Sineokii. 1992. Cloning and complementation analysis of *Escherichia coli* *gpr* locus affecting DNA replication of some lamdoid [sic] phages. *Genetika* **28**:39–45. (In Russian.)
3830. Sanatinia, H., E. C. Kofoid, T. B. Morrison, and J. S. Parkinson. 1995. The smaller of two overlapping *cheA* gene products is not essential for chemotaxis in *Escherichia coli*. *J. Bacteriol.* **177**:2713–2720.
3831. Sancar, A. 1996. DNA excision repair. *Annu. Rev. Biochem.* **65**:43–81.
3832. Sancar, A., B. M. Kacinski, D. L. Mott, and W. D. Rupp. 1981. Identification of the *uvrC* gene product. *Proc. Natl. Acad. Sci. USA* **78**:5450–5454.
3833. Sancar, A., C. Stachelek, W. Konigsberg, and W. D. Rupp. 1980. Sequences of the *recA* gene and protein. *Proc. Natl. Acad. Sci. USA* **77**:2611–2615.
3834. Sancar, A., G. B. Sancar, W. D. Rupp, J. W. Little, and D. W. Mount. 1982. LexA protein inhibits transcription of the *E. coli uvrA* gene in vitro. *Nature* **298**:96–98.
3835. Sancar, A., K. R. Williams, J. W. Chase, and W. D. Rupp. 1981. Sequences of the *ssb* gene and protein. *Proc. Natl. Acad. Sci. USA* **78**:4274–4278.
3836. Sancar, A., N. D. Clarke, J. Griswold, W. J. Kennedy, and W. D. Rupp. 1981. Identification of the *uvrB* gene product. *J. Mol. Biol.* **148**:63–76.
3837. Sancar, A., R. P. Wharton, S. Seltzer, B. M. Kacinski, N. D. Clarke, and W. D. Rupp. 1981. Identification of the *uvrA* gene product. *J. Mol. Biol.* **148**:45–62.
3838. Sancar, A., and W. D. Rupp. 1983. A novel repair enzyme UVRABC excision nuclease of *Escherichia coli* cuts a DNA strand on both sides of the damaged region. *Cell* **33**:249–260.
3839. Sancar, G. B., A. Sancar, J. W. Little, and W. D. Rupp. 1982. The *uvrB* gene of *Escherichia coli* has both *lexA*-repressed and *lexA*-independent promoter. *Cell* **28**:523–530.
3840. Sancar, G. B., A. Sancar, and W. D. Rupp. 1984. Sequences of the *uvrC* gene and protein. *Nucleic Acids Res.* **12**:4593–4608.
3841. Sancar, G. B., F. W. Smith, and A. Sancar. 1983. Identification and amplification of the *E. coli phr* gene product. *Nucleic Acids Res.* **11**:6667–6678.
3842. Sancar, G. B., F. W. Smith, M. C. Lorence, C. S. Rupert, and A. Sancar. 1984. Sequences of the *Escherichia coli* photolyase gene and protein. *J. Biol. Chem.* **259**:6033–6038.
3843. Sanchez, J. C., R. Gimenez, A. Schneider, W. D. Fessner, L. Baldoma, J. Aguilar, and J. Badia. 1994. Activation of a cryptic gene encoding a kinase for L-xylulose opens a new pathway for the utilization of L-lyxose by *Escherichia coli*. *J. Biol. Chem.* **269**:29665–29669.

3844. Sanchez-Pescador, R., E. Sanvicente, F. Valle, and F. Bolivar. 1982. Recombinant plasmids carrying the glutamate dehydrogenase structural gene from *Escherichia coli*. *Gene* **17**:1-18.
3845. Sandigursky, M., and W. A. Franklin. 1992. DNA deoxyribophosphodiesterase of *Escherichia coli* is associated with exonuclease I. *Nucleic Acids Res.* **20**:4699-4703.
3846. Sandler, S. J. 1996. Overlapping functions for *recF* and *priA* in cell viability and UV-inducible SOS expression are distinguished by *dnaC809* in *Escherichia coli* K-12. *Mol. Microbiol.* **19**:871-880.
3847. Sandler, S. J., and A. J. Clark. 1994. Mutational analysis of sequences in the *recF* gene of *Escherichia coli* K-12 that affect expression. *J. Bacteriol.* **176**:4011-4016.
3848. Sandler, S. J., B. Chackerian, J. T. Li, and A. J. Clark. 1992. Sequence and complementation analysis of *recF* genes from *Escherichia coli*, *Salmonella typhimurium*, *Pseudomonas putida* and *Bacillus subtilis*: evidence for an essential phosphate binding loop. *Nucleic Acids Res.* **20**:839-845.
3849. Sands, J. F., H. S. Cummings, C. Sacerdot, L. Dondon, M. Grunberg-Manago, and J. W. B. Hershey. 1987. Cloning and mapping of *infA*, the gene for protein synthesis initiation factor If1. *Nucleic Acids Res.* **15**:5157-5168.
3850. Sands, J. F., P. Regnier, H. S. Cummings, M. Grunberg-Manago, and J. W. Hershey. 1988. The existence of two genes between *infB* and *rpsO* in the *Escherichia coli* genome: DNA sequencing and S1 nuclease mapping. *Nucleic Acids Res.* **16**:10803-10816.
3851. Sanfacon, H., S. Levasseur, P. H. Roy, and J. LaPointe. 1983. Cloning of the gene for *Escherichia coli* glutamyl-tRNA synthetase. *Gene* **22**:175-180.
3852. Sankar, P., J. H. Lee, and K. T. Shanmugam. 1985. Cloning of hydrogenase genes and the fine structure of an operon essential for H₂ metabolism in *Escherichia coli*. *J. Bacteriol.* **162**:353-360.
3853. Sankar, P., J. H. Lee, and K. T. Shanmugam. 1988. Gene-product relationships of *fhIA* and *fdv* genes of *Escherichia coli*. *J. Bacteriol.* **170**:5440-5445.
3854. Sankar, P., and K. T. Shanmugam. 1988. Biochemical and genetic analysis of hydrogen metabolism in *Escherichia coli*: the *hydB* gene. *J. Bacteriol.* **170**:5433-5439.
3855. Sankar, P., and K. T. Shanmugam. 1988. Hydrogen metabolism in *Escherichia coli*: biochemical and genetic evidence for a *hydF* gene. *J. Bacteriol.* **170**:5446-5451.
3856. Sanna, M. G., and M. I. Simon. 1996. In vivo and in vitro characterization of *Escherichia coli* protein CheZ gain- and loss-of-function mutants. *J. Bacteriol.* **178**:6275-6280.
3857. Sanna, M. G., and M. I. Simon. 1996. Isolation and in vitro characterization of CheZ suppressors for the *Escherichia coli* chemotactic response regulator mutant CheY_{N23D}. *J. Biol. Chem.* **271**:7357-7361.
3858. Saporito, S. M., B. J. Smith-White, and R. P. Cunningham. 1988. Nucleotide sequence of the *xth* gene of *Escherichia coli* K-12. *J. Bacteriol.* **170**:4542-4547.
3859. Saporito, S. M., and R. P. Cunningham. 1988. Nucleotide sequence of the *nfo* gene of *Escherichia coli* K-12. *J. Bacteriol.* **170**:5141-5145.
3860. Saraste, M., N. J. Gay, A. N. Eberle, M. J. Runswick, and J. R. Walker. 1981. The *atp* operon: nucleotide sequence of the genes for the gamma, beta, and epsilon subunits of *Escherichia coli* ATP synthase. *Nucleic Acids Res.* **9**:5287-5296.
3861. Sargentini, N. J., and K. C. Smith. 1983. Characterization of an *Escherichia coli* mutant (*radB101*) sensitive to gamma and uv radiation, and methyl methanesulfonate. *Radiat. Res.* **93**:461-478.
3862. Sargentini, N. J., and K. C. Smith. 1988. Genetic and phenotypic analyses indicating occurrence of the *recN262* and *radB101* mutations at the same locus in *Escherichia coli*. *J. Bacteriol.* **170**:2392-2394.
3863. Saroja, G. N., and J. Gowrishankar. 1996. Role of SpoT and FNR in NH₄⁺ assimilation and osmoregulation in GOGAT (glutamate synthase)-deficient mutants of *Escherichia coli*. *J. Bacteriol.* **178**:4105-4114.
3864. Sarsero, J. P., P. J. Wookey, and A. J. Pittard. 1991. Regulation of expression of the *Escherichia coli* K-12 *mtt* gene by TyrR protein and Trp repressor. *J. Bacteriol.* **173**:4133-4143.
3865. Sarsero, J. P., P. J. Wookey, P. Gollnick, C. Yanofsky, and A. J. Pittard. 1991. New family of integral membrane proteins involved in transport of aromatic amino acids in *Escherichia coli*. *J. Bacteriol.* **173**:3231-3234.
3866. Sarthy, A., S. Michaelis, and J. R. Beckwith. 1981. Deletion map of the *Escherichia coli* structural gene for alkaline phosphatase, *phoA*. *J. Bacteriol.* **145**:288-292.
3867. Sarthy, A., S. Michaelis, and J. R. Beckwith. 1981. Use of gene fusions to determine the orientation of gene *phoA* on the *Escherichia coli* chromosome. *J. Bacteriol.* **145**:293-298.
3868. Sarubbi, E., K. E. Rudd, H. Xiao, K. Ikehara, M. Kalman, and M. Cashel. 1989. Characterization of the *spoT* gene of *Escherichia coli*. *J. Biol. Chem.* **264**:15074-15082.
3869. Sarubbi, E., K. E. Rudd, and M. Cashel. 1988. Basal ppGpp level adjustments shown by new *spoT* mutants affect steady state growth rates and *rnaA* ribosomal promoter regulation in *Escherichia coli*. *Mol. Gen. Genet.* **213**:214-222.
3870. Sasaki, M., T. Fujiyoshi, K. Shimada, and Y. Takagi. 1982. Fine structure of the *recB* and *recC* gene region of *Escherichia coli*. *Biochem. Biophys. Res. Commun.* **109**:414-422.
3871. Sasarman, A., A. Nepveu, Y. Echelard, J. Dymetryszyn, M. Drolet, and C. Goyer. 1987. Molecular cloning and sequencing of the *hemD* gene of *Escherichia coli* K-12 and preliminary data on the Uro operon. *J. Bacteriol.* **169**:4257-4262.
3872. Sasarman, A., J. Letowski, G. Czaika, V. Ramirez, M. S. Nead, J. M. Jacobs, and R. Morais. 1993. Nucleotide sequence of the *hemG* gene involved in the protoporphyrinogen oxidase activity of *Escherichia coli* K12. *Can. J. Microbiol.* **39**:1155-1161.
3873. Sasarman, A., P. Chartrand, M. Lavoie, D. Tardif, R. Proschek, and C. Lapointe. 1979. Mapping of a new *hem* gene in *Escherichia coli* K12. *J. Gen. Microbiol.* **113**:297-303.
3874. Sasarman, A., P. Chartrand, R. Proschek, M. Desrochers, D. Tardif, and C. Lapointe. 1975. Uroporphyrin-accumulating mutant of *Escherichia coli* K-12. *J. Bacteriol.* **124**:1205-1212.
3875. Sasarman, A., Y. Echelard, J. Letowski, D. Tardif, and M. Drolet. 1988. Nucleotide sequence of the *hemX* gene, the third member of the Uro operon of *Escherichia coli* K12. *Nucleic Acids Res.* **16**:11835.
3876. Sastry, S. S., and R. Jayaraman. 1984. Nitrofurantoin-resistant mutants of *Escherichia coli*: isolation and mapping. *Mol. Gen. Genet.* **196**:379-380.
3877. Satishchandran, C., G. D. Markham, R. C. Moore, and S. M. Boyle. 1990. Locations of the *speA*, *speB*, *speC*, and *metK* genes on the physical map of *Escherichia coli*. *J. Bacteriol.* **172**:4748.
3878. Satishchandran, C., J. C. Taylor, and G. D. Markham. 1990. Novel *Escherichia coli* K-12 mutants impaired in S-adenosylmethionine synthesis. *J. Bacteriol.* **172**:4489-4496.
3879. Satishchandran, C., Y. N. Hickman, and G. D. Markham. 1992. Characterization of the phosphorylated enzyme intermediate formed in the adenosine 5'-phosphosulfate kinase reaction. *Biochemistry* **31**:11684-11688.
3880. Sato, T., and T. Yura. 1981. Regulatory mutations conferring constitutive synthesis of major outer membrane proteins (OmpC and OmpF) in *Escherichia coli*. *J. Bacteriol.* **145**:88-96.
3881. Sauer, M., K. Hantke, and V. Braun. 1987. Ferric-coprogen receptor PhuE of *Escherichia coli*: processing and sequence common to all TonB-dependent outer membrane receptor proteins. *J. Bacteriol.* **169**:2044-2049.
3882. Sauer, M., K. Hantke, and V. Braun. 1990. Sequence of the *fluE* outer-membrane receptor gene of *Escherichia coli* K12 and properties of mutants. *Mol. Microbiol.* **4**:427-437.
3883. Sauter, M., R. Bohm, and A. Bock. 1992. Mutational analysis of the operon (*hyc*) determining hydrogenase 3 formation in *Escherichia coli*. *Mol. Microbiol.* **6**:1523-1532.
3884. Sawers, G., and A. Bock. 1988. Anaerobic regulation of pyruvate formate-lyase from *Escherichia coli* K-12. *J. Bacteriol.* **170**:5330-5336.
3885. Sawers, G., and A. Bock. 1989. Novel transcriptional control of the pyruvate formate-lyase gene: upstream regulatory sequences and multiple promoters regulate anaerobic expression. *J. Bacteriol.* **171**:2485-2498.
3886. Sawers, G., and B. Suppmann. 1992. Anaerobic induction of pyruvate formate-lyase gene expression is mediated by the ArcA and FNR proteins. *J. Bacteriol.* **174**:3474-3478.
3887. Sawers, G., J. Heider, E. Zehelein, and A. Bock. 1991. Expression and operon structure of the *sel* genes of *Escherichia coli* and identification of a third selenium-containing formate dehydrogenase isoenzyme. *J. Bacteriol.* **173**:4983-4993.
3888. Saxena, P., and J. R. Walker. 1992. Expression of *argU*, the *Escherichia coli* gene coding for a rare arginine tRNA. *J. Bacteriol.* **174**:1956-1964.
3889. Schaaper, R. M. 1996. Suppressors of *Escherichia coli mutT*: anitmutators for DNA replication errors. *Mutat. Res.* **350**:17-23.
3890. Schaeffer, S. 1967. Inducible system for the utilization of β-glucosides in *Escherichia coli*. I. Active transport and utilization of β-glucosides. *J. Bacteriol.* **93**:254-263.
3891. Schaffer, S., K. Hantke, and V. Braun. 1985. Nucleotide sequence of the iron regulatory gene *fur*. *Mol. Gen. Genet.* **200**:110-113.
3892. Schaller, K., A. Krauel, and V. Braun. 1981. Temperature-sensitive, colicin M-tolerant mutant of *Escherichia coli*. *J. Bacteriol.* **147**:135-139.
3893. Schatz, P. J., K. L. Bieker, K. M. Ottemann, T. J. Silhavy, and J. R. Beckwith. 1991. One of three transmembrane stretches is sufficient for the functioning of the SecE protein, a membrane component of the *E. coli* secretion machinery. *EMBO J.* **10**:1749-1757.
3894. Schatz, P. J., P. D. Riggs, A. Jacq, M. J. Fath, and J. R. Beckwith. 1989. The *secE* gene encodes an integral membrane protein required for protein export in *Escherichia coli*. *Genes Dev.* **3**:1035-1044.
3895. Schaumberg, T. H., and P. Kuempel. 1983. Genetic mapping of the *minB* locus in *Escherichia coli* K-12. *J. Bacteriol.* **153**:1063-1065.
3896. Schellenberg, G. D., A. Sarthy, A. E. Larson, M. P. Backer, J. W. Crabb, M. Lidstrom, B. D. Hall, and C. E. Furlong. 1984. Xylose isomerase from *Escherichia coli*. Characterization of the protein and the structural gene. *J. Biol. Chem.* **259**:6826-6832.
3897. Schellenberg, G. D., and C. E. Furlong. 1977. Resolution of the multiplicity of the glutamate and aspartate transport systems of *Escherichia coli*. *J. Biol. Chem.* **252**:9055-9064.
3898. Schellhorn, H. E. 1995. Regulation of hydroperoxidase (catalase) expres-

- sion in *Escherichia coli*. FEMS Microbiol. Lett. **131**:113–119.
3899. Schellhorn, H. E., and V. L. Stones. 1992. Regulation of *katF* and *katE* in *Escherichia coli* K-12 by weak acids. J. Bacteriol. **174**:4769–4776.
3900. Schemidt, R. A., D. K. Hsu, G. Deckers-Hebestreit, K. Altendorf, and W. S. Brusilow. 1995. The effects of an *atpE* ribosome-binding site mutation on the stoichiometry of the c subunit in the F1F0 ATPase of *Escherichia coli*. Arch. Biochem. Biophys. **323**:423–428.
3901. Schendel, F. J., E. Mueller, J. Stubbe, A. Shiau, and J. M. Smith. 1989. Formylglycinamide ribonucleotide synthetase from *Escherichia coli*: cloning, sequencing, overproduction, isolation, and characterization. Biochemistry **28**:2459–2471.
3902. Scherrer, R., and H. S. Moyed. 1988. Conditional impairment of cell division and altered lethality in *hipA* mutants of *Escherichia coli* K-12. J. Bacteriol. **170**:3321–3326.
3903. Scheurmann, R., S. Tam, P. M. J. Burgers, C. Lu, and H. Echols. 1983. Identification of the E-subunit of *Escherichia coli* DNA polymerase III holoenzyme as the *dnaQ* gene product: a fidelity subunit for DNA replication. Proc. Natl. Acad. Sci. USA **80**:7085–7089.
3904. Schinina, M. E., L. Maffey, D. Barra, F. Bossa, K. Puget, and A. M. Michelson. 1987. The primary structure of iron superoxide dismutase from *Escherichia coli*. FEBS Lett. **221**:87–90.
3905. Schlaman, H. R., E. Risseuw, M. E. Franke-van Dijk, and P. J. Hooikaas. 1994. Nucleotide sequence corrections of the *uidA* open reading frame encoding beta-glucuronidase. Gene **138**:259–260.
3906. Schleif, R. 1969. Isolation and characterization of a streptolydigin resistant RNA polymerase. Nature **223**:1068–1069.
3907. Schlensog, V., A. Bock. 1990. Identification and sequence analysis of the gene encoding the transcriptional activator of the formate hydrogenlyase system of *Escherichia coli*. Mol. Microbiol. **4**:1319–1327.
3908. Schlensog, V., and A. Bock. 1991. The *Escherichia coli fdv* gene probably encodes *mutS* and is located at minute 58.8 adjacent to the *hyc-hyp* gene cluster. J. Bacteriol. **173**:7414–7415.
3909. Schlensog, V., S. Lutz, and A. Bock. 1994. Purification and DNA-binding properties of FHLA, the transcriptional activator of the formate hydrogenlyase system from *Escherichia coli*. J. Biol. Chem. **269**:19590–19596.
3910. Schleyer, M., and E. P. Bakker. 1993. Nucleotide sequence and 3'-end deletion studies indicate that the K⁺-uptake protein Kup from *Escherichia coli* is composed of a hydrophobic core linked to a large and partially essential hydrophilic C terminus. J. Bacteriol. **175**:6925–6931.
3911. Schlichtman, D., S. Shankar, and A. M. Chakrabarty. 1995. The *Escherichia coli* genes *sspA* and *rnk* can functionally replace the *Pseudomonas aeruginosa* alginate regulatory gene *algr2*. Mol. Microbiol. **16**:309–320.
3912. Schlindwein, C., G. Giordano, C. L. Santini, and M. A. Mandrand-Berthelot. 1990. Identification and expression of the *Escherichia coli fdhD* and *fdhE* genes, which are involved in the formation of the respiratory formate dehydrogenase. J. Bacteriol. **172**:6112–6121.
3913. Schlindwein, C., and M. A. Mandrand. 1991. Nucleotide sequence of the *fdhE* gene involved in respiratory formate dehydrogenase formation in *Escherichia coli* K-12. Gene **97**:147–148.
3914. Schlosser, A., A. Hamann, D. Bossemeyer, H. Schneider, and E. P. Bakker. 1993. NAD⁺ binding to the *Escherichia coli* K⁺-uptake protein TrkA and sequence similarity between TrkA and domains of a family of dehydrogenases suggest a role for NAD⁺ in bacterial transport. Mol. Microbiol. **9**:533–543.
3915. Schlosser, A., M. Meldrof, S. Stumpe, E. P. Bakker, and W. Epstein. 1995. TrkH and its homolog, TrkG, determine the specificity and kinetics of cation transport by the Trk system of *Escherichia coli*. J. Bacteriol. **177**:1908–1910.
3916. Schlosser, A., S. Kluttig, A. Hamann, and E. P. Bakker. 1991. Subcloning, nucleotide sequence, and expression of *trkG*, a gene that encodes an integral membrane protein involved in potassium uptake via the Trk system of *Escherichia coli*. J. Bacteriol. **173**:3170–3176.
3917. Schmellik-Sandage, C. S., and E. S. Tessman. 1990. Signal strains that can detect certain DNA replication and membrane mutants of *Escherichia coli*: isolation of a new *ssb* allele, *ssb-3*. J. Bacteriol. **172**:4378–4385.
3918. Schmidt, M., and N. Delihias. 1995. *micF* RNA is a substrate for RNase E. FEMS Microbiol. Lett. **133**:209–213.
3919. Schmidt, M. G., E. E. Rollo, J. Grodberg, and D. B. Oliver. 1988. Nucleotide sequence of the *secA* gene and *secA*(Ts) mutations preventing protein export in *Escherichia coli*. J. Bacteriol. **170**:3404–3414.
3920. Schnaitman, C. A., C. T. Parker, J. D. Klena, E. Pradel, N. B. Pearson, K. E. Sanderson, and P. R. MacLachlan. 1991. Physical maps of the *rfa* loci of *Escherichia coli* K-12 and *Salmonella typhimurium*. J. Bacteriol. **173**:7410–7411.
3921. Schnaitman, C. A., and J. D. Klena. 1993. Genetics of lipopolysaccharide biosynthesis in enteric bacteria. Microbiol. Rev. **57**:655–682.
- 3921a. Schneider, B. L., A. K. Kiupakis, and L. J. Reitzer. 1998. Arginine catabolism and the arginine succinyltransferase pathway in *Escherichia coli*. J. Bacteriol. **180**:1269–1297.
3922. Schneider, E., S. Freundlieb, S. Tapio, and W. Boos. 1992. Molecular characterization of the MalT-dependent periplasmic alpha-amylase of *Escherichia coli* encoded by *MalS*. J. Biol. Chem. **267**:5148–5154.
3923. Schneppe, B., G. Deckers-Hebestreit, J. E. McCarthy, and K. Altendorf. 1991. Translation of the first gene of the *Escherichia coli unc* operon. Selection of the start codon and control of initiation efficiency. J. Biol. Chem. **266**:21090–21098.
3924. Schnetz, K., and B. Rak. 1990. Beta-glucoside permease represses the *bgl* operon of *Escherichia coli* by phosphorylation of the antiterminator protein and also interacts with glucose-specific enzyme III, the key element in catabolite control. Proc. Natl. Acad. Sci. USA **87**:5074–5078.
3925. Schnetz, K., C. Toloczyki, and B. Rak. 1987. β -Glucoside (*bgl*) operon of *Escherichia coli* K-12: nucleotide sequence, genetic organization, and possible evolutionary relationship to regulatory components of two *Bacillus subtilis* genes. J. Bacteriol. **169**:2579–2590.
3926. Schnier, J., and K. Isono. 1982. The DNA sequence of the gene *rpsA* of *Escherichia coli* coding for ribosomal protein S1. Nucleic Acids Res. **10**:1857–1865.
3927. Schnier, J., M. Kimura, K. Foulaki, A.-R. Subramanian, K. Isono, and B. Wittmann-Liebold. 1982. Primary structure of *Escherichia coli* ribosomal protein S1 and of its gene *rpsA*. Proc. Natl. Acad. Sci. USA **79**:1008–1011.
3928. Schnier, J., M. Kitagawa, and K. Isono. 1986. The nucleotide sequence of an *Escherichia coli* chromosomal region containing the genes of ribosomal proteins S6, S18, L9 and an open reading frame. Mol. Gen. Genet. **204**:126–132.
3929. Schoemaker, J. M., and A. Markovitz. 1981. Identification of the gene *lon* (*capR*) product as a 94-kilodalton polypeptide by cloning and deletion analysis. J. Bacteriol. **147**:46–56.
3930. Schoenlein, P. V., B. B. Roa, and M. E. Winkler. 1989. Divergent transcription of *pdxB* and homology between the *pdxB* and *serA* gene products in *Escherichia coli* K-12. J. Bacteriol. **171**:6084–6092.
3931. Schofield, M. A., R. Agbunag, M. L. Michaels, and J. H. Miller. 1992. Cloning and sequencing of *Escherichia coli mutR* shows its identity to *topB*, encoding topoisomerase III. J. Bacteriol. **174**:5168–5170.
3932. Scholle, A., J. Vreemann, V. Blank, A. Nold, W. Boos, and M. D. Manson. 1987. Sequence of the *mglB* gene from *Escherichia coli* K12: comparison of wild-type and mutant galactose chemoreceptors. Mol. Gen. Genet. **208**:247–253.
3933. Schonbrunner, E. R., and F. X. Schmid. 1992. Peptidyl-prolyl cis-trans isomerase improves the efficiency of protein disulfide isomerase as a catalyst of protein folding. Proc. Natl. Acad. Sci. USA **89**:4510–4513.
3934. Schreiber, G., S. Metzger, E. Aizenman, S. Roza, M. Cashel, and G. Glaser. 1991. Overexpression of the *relA* gene in *Escherichia coli*. J. Biol. Chem. **266**:3760–3767.
3935. Schroder, I., C. D. Wolin, R. Cavicchioli, and R. P. Gunsalus. 1994. Phosphorylation and dephosphorylation of the NarX, NarX, and NarL proteins of the nitrate-dependent two-component regulatory system of *Escherichia coli*. J. Bacteriol. **176**:4985–4992.
3936. Schryvers, A., and J. H. Weiner. 1982. The anaerobic *sn*-glycerol-3-phosphate dehydrogenase: cloning and expression of the *glpA* gene of *Escherichia coli* and identification of the *glpA* products. Can. J. Biochem. **60**:224–231.
3937. Schultz, J. E., and A. Matin. 1991. Molecular and functional characterization of a carbon starvation gene of *Escherichia coli*. J. Mol. Biol. **218**:129–140.
3938. Schwartz, I., R. A. Klotsky, D. Elseviers, P. Gallagher, M. Krauskopf, M. A. Q. Siddiqui, J. F. H. Wong, and B. A. Roe. 1983. Molecular cloning and sequencing of *pheU*, a gene for *Escherichia coli* tRNA^{Phe}. Nucleic Acids Res. **11**:4379–4389.
3939. Schwartz, J. H., W. K. Mass, and E. J. Simon. 1959. An impaired concentrating mechanism for amino acids in mutants of *Escherichia coli* resistant to L-cavananine and D-serine. Biochim. Biophys. Acta **32**:582–583.
3940. Schwartz, M. 1966. Location of the maltose A and B loci on the genetic map of *Escherichia coli*. J. Bacteriol. **92**:1083–1089.
3941. Schwartz, M., M. Roa, and M. Debarbouille. 1981. Mutations that affect *lamB* gene expression at a posttranscriptional level. Proc. Natl. Acad. Sci. USA **78**:2937–2941.
3942. Schweizer, H. P., G. Sweet, and T. J. Larson. 1986. Physical and genetic structure of the *glpD-malT* interval of the *Escherichia coli* chromosome. Mol. Gen. Genet. **202**:488–492.
3943. Schweizer, H. P., and P. Datta. 1989. Identification and DNA sequence of *tdcR*, a positive regulatory gene of the *tdc* operon of *Escherichia coli*. Mol. Gen. Genet. **218**:516–522.
3944. Schweizer, H. P., and P. Datta. 1989. The complete nucleotide sequence of the *tdc* region of *Escherichia coli*. Nucleic Acids Res. **17**:3994.
- 3944a. Schweizer, H. P., and P. Datta. 1990. Physical map location of the *tdc* operon of *Escherichia coli*. J. Bacteriol. **172**:2825.
3945. Schweizer, H. P., and P. Datta. 1991. Physical linkage and transcriptional orientation of the *tdc* operon on the *Escherichia coli* chromosome. Mol. Gen. Genet. **228**:125–128.
3946. Schweizer, H. P., T. Grussenmeyer, and W. Boos. 1982. Mapping of two *usp* genes coding for the *pho* regulon-dependent *sn*-glycerol-3-phosphate transport system of *Escherichia coli*. J. Bacteriol. **150**:1164–1171.
3947. Schweizer, H. P., and T. J. Larson. 1987. Cloning and characterization of the aerobic *sn*-glycerol-3-phosphate dehydrogenase structural gene *glpD*

- of *Escherichia coli* K-12. *J. Bacteriol.* **169**:507–513.
3948. Schweizer, H. P., and W. Boos. 1983. Cloning of the *ugp* region containing the structural genes for the *pho* regulon-dependent sn-glycerol-3-phosphate transport system of *Escherichia coli*. *Mol. Gen. Genet.* **192**:177–186.
3949. Schweizer, H. P., and W. Boos. 1984. Characterization of the *ugp* region containing the genes for the *phoB* dependent sn-glycerol-3-phosphate transport system of *Escherichia coli*. *Mol. Gen. Genet.* **197**:161–168.
3950. Schweizer, H. P., W. Boos, and T. J. Larson. 1985. Repressor for the sn-glycerol-3-phosphate regulon of *Escherichia coli* K-12: cloning of the *glpR* gene and identification of its product. *J. Bacteriol.* **161**:563–566.
3951. Sclafani, R. A., and J. A. Wechsler. 1981. High frequency of genetic duplications in the *dnaB* region of the *Escherichia coli* K12 chromosome. *Genetics* **98**:677–689.
3952. Scofield, M. A., W. S. Lewis, and S. M. Schuster. 1990. Nucleotide sequence of *Escherichia coli asnB* and deduced amino acid sequence of asparagine synthetase B. *J. Biol. Chem.* **265**:12895–12902.
3953. Scripture, J. B., C. Voelker, S. Miller, R. T. O'Donnell, L. Polgar, J. Rade, B. F. Horazdovsky, and R. H. Hogg. 1987. High-affinity L-arabinose transport operon. Nucleotide sequence and analysis of gene products. *J. Mol. Biol.* **197**:37–46.
3954. Scripture, J. B., and R. W. Hogg. 1983. The nucleotide sequences defining the signal peptides of the galactose-binding protein and the arabinose-binding protein. *J. Biol. Chem.* **258**:10853–10855.
3955. Searles, L. L., J. W. Jones, M. J. Fournier, N. Grambow, B. Tyler, and J. M. Calvo. 1986. *Escherichia coli* B/r *leuK* mutant lacking pseudouridine synthase I activity. *J. Bacteriol.* **166**:341–345.
3956. Seaton, B. L., and L. E. Vickery. 1994. A gene encoding a DnaK/*hsp70* homolog in *Escherichia coli*. *Proc. Natl. Acad. Sci. USA* **91**:2066–2070.
3957. Sedgwick, B. 1982. Genetic mapping of the *ada* and *adc* mutations affecting the adaptive response of *Escherichia coli* to alkylating agents. *J. Bacteriol.* **150**:984–988.
3958. Sedgwick, B. 1983. Molecular cloning of a gene which regulates the adaptive response to alkylating agents in *Escherichia coli*. *Mol. Gen. Genet.* **191**:466–472.
3959. Sedgwick, B., and P. Robins. 1980. Isolation of mutants of *Escherichia coli* with increased resistance to alkylating agents: mutants deficient in thiols and mutants constitutive for the adaptive response. *Mol. Gen. Genet.* **180**:85–90.
3960. Sedgwick, S. G., D. Lodwick, N. Doyle, H. Crowne, and P. Strike. 1991. Functional complementation between chromosomal and plasmid mutagenic DNA repair genes in bacteria. *Mol. Gen. Genet.* **229**:428–436.
3961. Sedivy, J. M., F. Daldal, and D. Fraenkel. 1984. Fructose bisphosphatase of *Escherichia coli*: cloning of the structural gene and preparation of a chromosomal deletion. *J. Bacteriol.* **158**:1048–1053.
3962. Seeger, C., C. Poulsen, and G. Dandanell. 1995. Identification and characterization of genes (*xapA*, *xapB*, and *xapR*) involved in xanthosine catabolism in *Escherichia coli*. *J. Bacteriol.* **177**:5506–5516.
3963. Seifert, J., N. Kunz, R. Flachmann, A. Laufer, K. D. Jany, and H. G. Gassen. 1990. Expression of the *E. coli nadB* gene and characterization of the gene product L-aspartate oxidase. *Biol. Chem. Hoppe-Seyler* **371**:239–248.
3964. Selby, C. P., and A. Sancar. 1993. Molecular mechanism of transcription-repair coupling. *Science* **260**:53–58.
3965. Selby, C. P., and A. Sancar. 1993. Transcription-repair coupling and mutation frequency decline. *J. Bacteriol.* **175**:7509–7514.
3966. Selby, C. P., and A. Sancar. 1994. Mechanisms of transcription-repair coupling and mutation frequency decline. *Microbiol. Rev.* **58**:317–329.
3967. Selby, C. P., and A. Sancar. 1995. Structure and function of transcription-repair coupling factor. I. Structural domains and binding properties. *J. Biol. Chem.* **270**:4882–4889.
3968. Selby, C. P., and A. Sancar. 1995. Structure and function of transcription-repair coupling factor. II. Catalytic properties. *J. Biol. Chem.* **270**:4890–4895.
3969. Selby, C. P., E. M. Witkin, and A. Sancar. 1991. *Escherichia coli mfd* mutant deficient in "mutation frequency decline" lacks strand-specific repair: in vitro complementation with purified coupling factor. *Proc. Natl. Acad. Sci. USA* **88**:11574–11578.
3970. Seoane, A. S., A. Sabbaj, L. M. McMurry, and S. B. Levy. 1992. Multiple antibiotic susceptibility associated with inactivation of the *prc* gene. *J. Bacteriol.* **174**:7844–7847.
3971. Seoane, A. S., and S. B. Levy. 1995. Identification of new genes regulated by the *marRAB* operon in *Escherichia coli*. *J. Bacteriol.* **177**:530–535.
3972. Seol, J. H., J. A. Kwon, S. J. Yoo, H. S. Kim, M. S. Kang, and C. H. Chung. 1997. Site-directed mutagenesis of the Cys residues in ClpA, the ATPase component of protease Ti (ClpAP) in *Escherichia coli*. *Biol. Chem.* **378**:1205–1209.
3973. Seol, J. H., K. M. Woo, M. S. Kang, D. B. Ha, and C. H. Chung. 1995. Requirement of ATP hydrolysis for assembly of ClpA/ClpP complex, the ATP-dependent protease T1 in *Escherichia coli*. *Biochem. Biophys. Res. Commun.* **217**:41–51.
3974. Seol, J. H., S. K. Woo, E. M. Jung, S. J. Yoo, C. S. Lee, K. J. Kim, K. Tanaka, A. Ichihara, D. B. Ha, and C. H. Chung. 1991. Protease Do is essential for survival of *Escherichia coli* at high temperatures: its identity with the *htrA* gene product. *Biochem. Biophys. Res. Commun.* **176**:730–736.
3975. Seol, W., and A. J. Shatkin. 1990. A new gene located between *pss* and *rmG* on the *Escherichia coli* chromosome. *J. Bacteriol.* **172**:4745.
3976. Seol, W., and A. J. Shatkin. 1990. Sequence of the distal end of *E. coli* ribosomal RNA *rmG* operon. *Nucleic Acids Res.* **18**:3056.
3977. Seol, W., and A. J. Shatkin. 1991. *Escherichia coli kgtP* encodes an alpha-ketoglutarate transporter. *Proc. Natl. Acad. Sci. USA* **88**:3802–3806.
3978. Seol, W., and A. J. Shatkin. 1993. Membrane topology model of *Escherichia coli* acetoglutarate permease by PhoA fusion analysis. *J. Bacteriol.* **175**:565–567.
3979. Serizawa, H., and R. Fukuda. 1987. Structure of the gene for the stringent starvation protein of *Escherichia coli*. *Nucleic Acids Res.* **15**:1153–1163.
3980. Seta, F. D., S. Boschi-Muller, M. L. Vignais, and G. Branlant. 1997. Characterization of *Escherichia coli* strains with *gapA* and *gapB* genes deleted. *J. Bacteriol.* **179**:5218–5221.
3981. Seufert, W., and W. Messer. 1987. Start sites for bidirectional in vitro DNA replication inside the replication origin, *oriC*, of *Escherichia coli*. *EMBO J.* **6**:2469–2472.
3982. Sevastopoulis, C. G., C. T. Wehr, and D. A. Glaser. 1977. Large-scale automated isolation of *Escherichia coli* mutants with thermosensitive DNA replication. *Proc. Natl. Acad. Sci. USA* **74**:3485–3489.
3983. Sever, I. S., E. S. Kalyaeva, and O. N. Danilevskaya. 1982. Mutations slowing down degradation of the BB' subunits of *Escherichia coli* RNA polymerase. *Sov. Genet. (Engl. Transl. Genetika)* **18**:965–971.
- 3983a. Shafritz, K. M., M. Sandigursky, and W. A. Franklin. 1998. Exonuclease IX of *Escherichia coli*. *Nucleic Acids Res.* **26**:2593–2597.
3984. Shaibe, E., E. Metzger, and Y. S. Halpern. 1985. Metabolic pathway for the utilization of L-arginine, L-ornithine, agmatine, and putrescine as nitrogen sources in *Escherichia coli*. *J. Bacteriol.* **163**:933–937.
3985. Shankar, S., D. Schlichtman, and A. M. Chakrabarty. 1995. Regulation of nucleoside diphosphate kinase and an alternative kinase in *Escherichia coli*: role of the *sspA* and *mk* genes in nucleoside triphosphate formation. *Mol. Microbiol.* **17**:935–943.
- 3985a. Shanley, M. S., et al. GenBank submission U17902.
3986. Shanmugam, K. T., V. J. Stewart, R. P. Gunsalus, D. H. Boxer, J. A. Cole, M. Chippaux, J. A. DeMoss, G. Giordano, E. C. C. Lin, and K. V. Rajagopalan. 1992. Proposed nomenclature for the genes involved in molybdenum metabolism in *Escherichia coli* and *Salmonella typhimurium*. *Mol. Microbiol.* **6**:3452–3454.
3987. Shao, Z., and E. B. Newman. 1993. Sequencing and characterization of the *sdhB* gene from *Escherichia coli* K-12. *Eur. J. Biochem.* **212**:777–784.
3988. Shao, Z., R. T. Lin, and E. B. Newman. 1994. Sequencing and characterization of the *sdhC* gene and identification of the *sdhCB* operon in *Escherichia coli* K12. *Eur. J. Biochem.* **222**:901–907.
3989. Shapiro, J. A. 1966. Chromosomal location of the gene determining uridine diphosphoglucose formation in *Escherichia coli* K-12. *J. Bacteriol.* **92**:518–520.
3990. Shapiro, J. A. 1993. A role for the Clp protease in activating Mu-mediated DNA rearrangements. *J. Bacteriol.* **175**:2625–2626.
3991. Shapiro, N., and J. D. Keasling. 1996. The *recA* gene and cadmium toxicity in *Escherichia coli* K12. *Microbios* **86**:23–26.
3992. Sharma, B., and T. M. Hill. 1992. TerF, the sixth identified replication arrest site in *Escherichia coli*, is located within the *rcsC* gene. *J. Bacteriol.* **174**:7854–7858.
3993. Sharma, R. C., N. J. Sargentini, and K. C. Smith. 1983. New mutation (*mmrA1*) in *Escherichia coli* K-12 that affects minimal medium recovery and postreplication repair after UV irradiation. *J. Bacteriol.* **154**:743–747.
3994. Sharma, R. C., W. Dowhan, and R. E. Moses. 1982. Molecular structure of the *uvrC* gene of *Escherichia coli*: identification of DNA sequences required for transcription of the *uvrC* gene. *Nucleic Acids Res.* **10**:5209–5221.
3995. Sharma, S., A. Ohta, W. Dowhan, and R. E. Moses. 1981. Cloning of the *uvrC* gene of *Escherichia coli*: expression of a DNA repair gene. *Proc. Natl. Acad. Sci. USA* **78**:6033–6037.
3996. Sharma, S., T. F. Stark, W. G. Beattie, and R. E. Moses. 1986. Multiple control elements for the *uvrC* gene unit of *Escherichia coli*. *Nucleic Acids Res.* **14**:2301–2318.
3997. Sharma, V., K. Suvarna, R. Meganathan, and M. E. Hudspeth. 1992. Menaquinone (vitamin K₂) biosynthesis: nucleotide sequence and expression of the *menB* gene from *Escherichia coli*. *J. Bacteriol.* **174**:5057–5062.
3998. Sharma, V., M. E. Hudspeth, and R. Meganathan. 1996. Menaquinone (vitamin K₂) biosynthesis: localization and characterization of the *menE* gene from *Escherichia coli*. *Gene* **168**:43–48.
3999. Sharples, G. J., F. E. Benson, G. T. Illing, and R. G. Lloyd. 1990. Molecular and functional analysis of the *ruv* region of *Escherichia coli* K-12 reveals three genes involved in DNA repair and recombination. *Mol. Gen. Genet.* **221**:219–226.
4000. Sharples, G. J., and R. G. Lloyd. 1991. Location of a mutation in the aspartyl-tRNA synthetase gene of *Escherichia coli* K12. *Mutat. Res.* **264**:93–96.

4001. Sharples, G. J., and R. G. Lloyd. 1991. Resolution of Holliday junctions in *Escherichia coli*: identification of the *rwC* gene product as a 19-kilodalton protein. *J. Bacteriol.* **173**:7711–7715.
4002. Sharples, G. J., and R. G. Lloyd. 1993. An *E. coli* RuvC mutant defective in cleavage of synthetic Holliday junctions. *Nucleic Acids Res.* **21**:3359–3364.
4003. Sharples, G. J., S. N. Chan, A. A. Mahdi, M. C. Whitby, and R. G. Lloyd. 1994. Processing of intermediates in recombination and DNA repair identification of a new endonuclease that specifically cleaves Holliday junctions. *EMBO J.* **13**:6133–6142.
4004. Sharrock, R. A., R. L. Gourse, and M. Nomura. 1985. Defective antitermination of rRNA transcription and derepression of rRNA and tRNA synthesis in the *musB5* mutant of *Escherichia coli*. *Proc. Natl. Acad. Sci. USA* **82**:5275–5279.
4005. Shattuck-Eidens, D. M., and R. J. Kadner. 1981. Exogenous induction of the *Escherichia coli* hexose phosphate transport systems defined by *uhp-lac* operon fusions. *J. Bacteriol.* **148**:203–209.
4006. Shattuck-Eidens, D. M., and R. J. Kadner. 1983. Molecular cloning of the *uhp* region and evidence for a positive activator for expression of the hexose phosphate transport system of *Escherichia coli*. *J. Bacteriol.* **155**:1062–1070.
4007. Shaw, D. J., E. C. Robinson, R. Meganathan, R. Bentley, and J. R. Guest. 1983. Recombinant plasmids containing menaquinone biosynthetic genes of *Escherichia coli*. *FEMS Microbiol. Lett.* **17**:63–67.
4008. Shaw, D. J., and J. R. Guest. 1981. Molecular cloning of the *fnr* gene of *Escherichia coli* K-12. *Mol. Gen. Genet.* **181**:95–100.
4009. Shaw, D. J., and J. R. Guest. 1982. Amplification and product identification of the *fnr* gene of *Escherichia coli*. *J. Gen. Microbiol.* **128**:2221–2228.
4010. Shaw, D. J., and J. R. Guest. 1982. Nucleotide sequence of the *fnr* gene and primary structure of the Fnr region of *Escherichia coli*. *Nucleic Acids Res.* **10**:6119–6130.
4011. Shaw, D. J., J. R. Guest, R. Meganathan, and R. Bentley. 1982. Characterization of *Escherichia coli* men mutants defective in conversion of *o*-succinylbenzoate to 1,4-dihydroxy-2-naphthoate. *J. Bacteriol.* **152**:1132–1137.
4012. Shaw, L., F. Grau, H. R. Kaback, J.-S. Hong, and C. T. Walsh. 1975. Vinylglycolate resistance in *Escherichia coli*. *J. Bacteriol.* **121**:1047–1055.
4013. Shea, C. M., and M. A. McIntosh. 1991. Nucleotide sequence and genetic organization of the ferric enterobactin transport system: homology to other periplasmic binding protein-dependent systems in *Escherichia coli*. *Mol. Microbiol.* **5**:1415–1428.
4014. Sheldon, R., and S. Brenner. 1976. Regulatory mutants of dihydrofolate reductase in *Escherichia coli* K12. *Mol. Gen. Genet.* **147**:91–97.
4015. Shen, W.-F., C. Squires, and C. L. Squires. 1982. Nucleotide sequence of the *rmG* ribosomal RNA promoter region of *Escherichia coli*. *Nucleic Acids Res.* **10**:3303–3313.
4016. Shepard, D., R. W. Oberfelder, M. M. Welch, and C. S. McHenry. 1984. Determination of the precise location and orientation of the *Escherichia coli* *dnaE* gene. *J. Bacteriol.* **158**:455–459.
4017. Shepley, D. P., and J. W. Little. 1996. Mutant LexA proteins with specific defects in autodigestion. *Proc. Natl. Acad. Sci. USA* **93**:11528–11533.
4018. Sheppard, D. E. 1986. Dominance relationships among mutant alleles of regulatory gene *araC* in the *Escherichia coli* B/R L-arabinose operon. *J. Bacteriol.* **168**:999–1001.
4019. Shevchik, V. E., G. Condemine, and J. M. Robert-Baudouy. 1994. Characterization of DsbC, a periplasmic protein of *Erwinia chrysanthemi* and *Escherichia coli* with disulfide isomerase activity. *EMBO J.* **13**:2007–2012.
4020. Shi, W., M. Bogdanov, W. Dowhan, and D. R. Zusman. 1993. The *psa* and *psd* genes are required for motility and chemotaxis in *Escherichia coli*. *J. Bacteriol.* **175**:7711–7714.
4021. Shi, W., Y. Zhou, J. Wild, J. Adler, and C. A. Gross. 1992. DnaK, DnaJ, and GrpE are required for flagellum synthesis in *Escherichia coli*. *J. Bacteriol.* **174**:6256–6263.
4022. Shi, X., B. C. Waasdorp, and G. N. Bennett. 1993. Modulation of acid-induced amino acid decarboxylase gene expression by *hns* in *Escherichia coli*. *J. Bacteriol.* **175**:1182–1186.
4023. Shi, X., and G. N. Bennett. 1994. Effects of *rpoA* and *cysB* mutations on acid induction of biodegradative arginine decarboxylase in *Escherichia coli*. *J. Bacteriol.* **176**:7017–7023.
4024. Shi, X., and G. N. Bennett. 1994. Plasmids bearing *hfq* and the *hns*-like gene *stpA* complement *hns* mutants in modulating arginine decarboxylase gene expression in *Escherichia coli*. *J. Bacteriol.* **176**:6769–6775.
4025. Shi, X., and G. N. Bennett. 1995. Effects of multicopy LeuO on the expression of the acid-inducible lysine decarboxylase gene in *Escherichia coli*. *J. Bacteriol.* **177**:810–814.
4026. Shiba, K., K. Ito, and T. Yura. 1984. Mutation that suppresses the protein export defect of the *secY* mutation and causes cold-sensitive growth of *Escherichia coli*. *J. Bacteriol.* **160**:696–701.
4027. Shiba, K., K. Ito, and T. Yura. 1986. Suppressors of the *secY24* mutation: identification and characterization of additional *sy* genes in *Escherichia coli*. *J. Bacteriol.* **166**:849–856.
4028. Shiba, K., K. Ito, T. Yura, and D. P. Cerretti. 1984. A defined mutation in the protein export gene within the *spc* ribosomal protein operon of *Escherichia coli*: isolation and characterization of a new temperature-sensitive *secY* mutant. *EMBO J.* **3**:631–635.
4029. Shiba, K., K. Ito, Y. Nakamura, J. Dondon, and M. Grunberg-Manago. 1986. Altered translation initiation factor 2 in cold-sensitive *secY* mutant affects protein export in *Escherichia coli*. *EMBO J.* **5**:3001–3006.
4030. Shida, T., M. Noda, and J. Sekiguchi. 1995. The recognition of DNA containing an AP site by *E. coli* endonuclease VI (exonuclease III). *Nucleic Acids Symp. Ser.* **24**:87–88.
4031. Shimamoto, T., H. Yazyu, M. Futai, and T. Tsuchiya. 1984. Nucleotide sequence of the promoter region of the melibiose operon of *Escherichia coli*. *Biochem. Biophys. Res. Commun.* **121**:41–46.
4032. Shimizu, H., K. Nishiyama, and H. Tokuda. 1997. Expression of *gpsA* encoding biosynthetic sn-glycerol 3-phosphate dehydrogenase suppresses both the LB⁻ phenotype of a *secB* null mutant and the cold-sensitive phenotype of a *secG* null mutant. *Mol. Microbiol.* **26**:1013–1021.
4033. Shimizu, I., and A. Kaji. 1991. Identification of the promoter region of the ribosome-releasing factor cistron (*rrf*). *J. Bacteriol.* **173**:5181–5187.
4034. Shimizu, S., and W. B. Dempsey. 1976. Genetic map position of the *pxdX* gene in *Escherichia coli*. *J. Bacteriol.* **127**:1593–1594.
- 4034a. Shimizu, S., and W. B. Dempsey. 1978. 3-Hydroxypyruvate substitutes for pyridoxine mutants of *Escherichia coli* K-12. *J. Bacteriol.* **134**:944–949.
4035. Shimmin, L. C., D. Vanderwel, R. E. Harkness, B. R. Currie, A. Galloway, and E. E. Ishiguro. 1984. Temperature-sensitive β -lactam-tolerant mutants of *Escherichia coli*. *J. Gen. Microbiol.* **130**:1315–1323.
4036. Shimoike, T., T. Taura, A. Kihara, T. Yoshihisa, Y. Akiyama, K. Cannon, and K. Ito. 1995. Product of a new gene, *syd*, functionally interacts with SecY when overproduced in *Escherichia coli*. *J. Biol. Chem.* **270**:5519–5526.
4037. Shimoike, T., Y. Akayama, T. Baba, T. Taura, and K. Ito. 1992. SecY variants that interfere with *Escherichia coli* protein export in the presence of normal *secY*. *Mol. Microbiol.* **6**:1205–1210.
4038. Shin, S., and C. Park. 1995. Modulation of flagellar expression in *Escherichia coli* by acetyl phosphate and the osmoregulator OmpR. *J. Bacteriol.* **177**:4696–4702.
4039. Shinagawa, H., H. Iwasaki, Y. Ishino, and A. Nakata. 1991. SOS-inducible DNA polymerase II of *E. coli* is homologous to replicative DNA polymerase of eukaryotes. *Biochimie* **73**:433–435.
4040. Shinagawa, H., K. Makino, and A. Nakata. 1983. Regulation of the *pho* regulon in *Escherichia coli* K-12. Genetic and physiological regulation of the positive regulatory gene *phoB*. *J. Mol. Biol.* **168**:477–488.
4041. Shinagawa, H., T. Kato, T. Ise, K. Makino, and A. Nakata. 1983. Cloning and characterization of the *umu* operon responsible for inducible mutagenesis in *Escherichia coli*. *Gene* **23**:167–174.
- 4041a. Shinozawa, T. 1973. A mutant of *Escherichia coli* K-12 unable to support the multiplication of bacteriophage BF23. *Virology* **54**:427–440.
4042. Shooling-Jordan, P. M. 1995. Porphobilinogen deaminase and uroporphyrinogen III synthase: structure, molecular biology, and mechanism. *J. Bioenerg. Biomembr.* **27**:181–195.
4043. Short, S. A., and J. T. Singer. 1984. Studies on *deo* operon regulation in *Escherichia coli*: cloning and expression of the *deoB* structural gene. *Gene* **31**:205–211.
4044. Shpanchenko, O. V., M. I. Zvereva, O. A. Dontsova, K. H. Nierhaus, and A. A. Bogdanov. 1996. 5S rRNA sugar-phosphate backbone protection in complexes with specific ribosomal proteins. *FEBS Lett.* **394**:71–75.
4045. Shrader, T. E., J. W. Tobias, and A. Varshavsky. 1993. The N-end rule in *Escherichia coli*: cloning and analysis of the leucyl, phenylalanyl-tRNA-protein transferase gene *aat*. *J. Bacteriol.* **175**:4364–4374.
4046. Shukla, D., and P. Matsumura. 1995. Mutations leading to altered CheA binding cluster on a face of CheY. *J. Biol. Chem.* **270**:24414–24419.
4047. Shultz, J., M. A. Hermodson, C. C. Garner, and K. M. Herrmann. 1984. The nucleotide sequence of the *aroF* gene of *Escherichia coli* and the amino acid sequence of the encoded protein, the tyrosine-sensitive 3-deoxy-D-arabino-heptulosonate 7-phosphate synthase. *J. Biol. Chem.* **259**:9655–9661.
4048. Shultz, J., T. J. Silhavy, M. L. Berman, N. Fiil, and S. D. Emr. 1982. A previously unidentified gene in the *spc* operon of *Escherichia coli* K12 specifies a component of the protein export machinery. *Cell* **31**:227–235.
4049. Shurvinton, C. E., R. G. Lloyd, F. E. Benson, and P. V. Attfield. 1984. Genetic analysis and molecular cloning of the *Escherichia coli* *ruv* gene. *Mol. Gen. Genet.* **194**:322–329.
4050. Shuttleworth, H., J. Taylor, and N. P. Minton. 1986. Sequence of the gene for alkaline phosphatase from *Escherichia coli* JM83. *Nucleic Acids Res.* **14**:8689.
4051. Siegel, E. 1981. Complementation studies with the repair-deficient *uvrD3*, *uvrE156*, and *recL152* mutations in *Escherichia coli*. *Mol. Gen. Genet.* **184**:526–530.
4052. Siegel, E., and V. Bryson. 1967. Mutator gene of *Escherichia coli*. *J. Bacteriol.* **94**:38–47.
4053. Siegle, D. A., J. C. Hu, W. A. Walter, and C. A. Gross. 1989. Altered promoter recognition by mutant forms of the sigma 70 subunit of *Escherichia coli* RNA polymerase. *J. Mol. Biol.* **206**:591–603.

4054. Siegele, D. A., K. R. Imlay, and J. A. Imlay. 1996. The stationary-phase-exit defect of *cydC* (*surB*) mutants is due to the lack of a functional terminal cytochrome oxidase. *J. Bacteriol.* **178**:6091–6096.
4055. Siegele, D. A., and R. Kolter. 1993. Isolation and characterization of an *Escherichia coli* mutant defective in resuming growth after starvation. *Genes Dev.* **7**:2629–2640.
4056. Siggaard-Andersen, M. 1988. Role of *Escherichia coli* beta-ketoacyl-ACP synthase I in unsaturated fatty acid synthesis. *Carlsberg Res. Commun.* **53**:371–379.
4057. Siggard-Andersen, M., M. Wissenbach, J.-A. Chuck, I. Svendsen, J. G. Olsen, and P. von Wettstein-Knowles. 1994. The *fabI*-encoded beta-ketoacyl substrates. *Proc. Natl. Acad. Sci. USA* **91**:11027–11031.
4058. Sigmund, C. D., M. Ettayebi, and E. A. Morgan. 1984. Antibiotic resistance mutations in the 16s and 23s ribosomal RNA genes of *Escherichia coli*. *Nucleic Acids Res.* **12**:4653–4663.
4059. Signer, E. 1965. Interaction of prophages at the *att₈₀* site with the chromosome of *Escherichia coli*. *J. Mol. Biol.* **15**:243–255.
4060. Silber, K. R., K. C. Keiler, and R. T. Sauer. 1992. Tsp: a tail-specific protease that selectively degrades proteins with nonpolar C termini. *Proc. Natl. Acad. Sci. USA* **89**:295–299.
4061. Silber, K. R., and R. T. Sauer. 1994. Deletion of the *prc* (*tp*) gene provides evidence for additional tail-specific proteolytic activity in *Escherichia coli* K-12. *Mol. Gen. Genet.* **242**:237–240.
4062. Silver, P., and W. Wickner. 1983. Genetic mapping of the *Escherichia coli* leader (signal) peptidase gene (*lep*): a new approach for determining the map position of a cloned gene. *J. Bacteriol.* **154**:569–572.
4063. Silver, S., P. Johnseine, E. Whitney, and D. Clark. 1972. Manganese-resistant mutants of *Escherichia coli*: physiological and genetic studies. *J. Bacteriol.* **110**:186–195.
4064. Silverman, M., and M. Simon. 1973. Genetic analysis of flagellar mutants in *Escherichia coli*. *J. Bacteriol.* **113**:105–113.
4065. Silverman, M., and M. Simon. 1977. Bacterial flagella. *Annu. Rev. Biochem.* **31**:397–419.
4066. Silverman, P., K. Nat, J. McEwen, and R. Birchman. 1980. Selection of *Escherichia coli* K-12 mutants that prevent expression of F-plasmid functions. *J. Bacteriol.* **143**:1519–1523.
4067. Silverman, P. M. 1982. Gene *cpxA* is a new addition to the linkage map of *Escherichia coli* K-12. *J. Bacteriol.* **150**:425–428.
4068. Silverman, P. M., L. Tran, R. Harris, and H. M. Gaudin. 1993. Accumulation of the F plasmid TraJ protein in *cpx* mutants of *Escherichia coli*. *J. Bacteriol.* **175**:921–925.
4069. Silverman, P. M., S. Rother, and H. Gaudin. 1991. Arc and Sfr functions of the *Escherichia coli* K-12 *arcA* gene product are genetically and physiologically separable. *J. Bacteriol.* **173**:5648–5652.
4070. Silverstone, A. E., M. Goman, and J. G. Scaife. 1972. ALT: a new factor involved in the synthesis of RNA by *Escherichia coli*. *Mol. Gen. Genet.* **118**:223–234.
4071. Simon, G., C. Jourlin, M. Ansaldi, M. C. Pascal, M. Chippaux, and V. Mejean. 1995. Binding of the TorR regulator to cis-acting direct repeats activates *tor* operon expression. *Mol. Microbiol.* **17**:971–980.
4072. Simon, G., V. Méjean, C. Jourlin, M. Chippaux, and M.-C. Pascal. 1994. The *torR* gene of *Escherichia coli* encodes a response regulator protein involved in the expression of the trimethylamine *N*-oxide reductase genes. *J. Bacteriol.* **176**:5601–5606. (Erratum, **177**:275, 1995.)
4073. Simons, R. W., K. T. Hughes, and W. D. Nunn. 1980. Regulation of fatty acid degradation in *Escherichia coli*: dominance studies with strains merodiploid in gene *fadR*. *J. Bacteriol.* **143**:726–730.
4074. Simons, R. W., K. T. Hughes, W. D. Nunn, P. A. Egan, and H. T. Chute. 1980. Regulation of fatty acid degradation in *Escherichia coli*: isolation and characterization of strains bearing insertion and temperature-sensitive mutations in gene *fadR*. *J. Bacteriol.* **142**:621–632.
4075. Simpson, E. B., T. W. Hancock, and C. E. Buchanan. 1994. Transcriptional control of *dacB*, which encodes a major sporulation-specific penicillin-binding protein. *J. Bacteriol.* **176**:7767–7769.
4076. Singer, M., W. A. Walter, B. M. Cali, P. Rouviere, H. H. Liebke, R. L. Gourse, and C. A. Gross. 1991. Physiological effects of the fructose-1,6-diphosphate aldolase *ts8* mutation on stable RNA synthesis in *Escherichia coli*. *J. Bacteriol.* **173**:6249–6257.
4077. Singh, J., M. Mukerji, and S. Mahadevan. 1995. Transcriptional activation of the *Escherichia coli* *bgl* operon: negative regulation by DNA structural elements near the promoter. *Mol. Microbiol.* **17**:1085–1092.
4078. Singleton, C. K., W. D. Roeder, G. Bogosian, R. L. Somerville, and H. L. Weith. 1980. DNA sequence of the *E. coli* *trpR* gene and prediction of the amino acid sequence of Trp repressor. *Nucleic Acids Res.* **8**:1551–1560.
4079. Sirisena, D. M., P. R. MacLachlan, S. L. Liu, A. Hessel, and K. E. Sanderson. 1994. Molecular analysis of the *rfaD* gene, for heptose synthesis, and the *rfaF* gene, for heptose transfer, in lipopolysaccharide synthesis in *Salmonella typhimurium*. *J. Bacteriol.* **176**:2379–2385.
4080. Sirko, A., A. Weglenska, M. Hryniewicz, and D. M. Hulanicka. 1997. Characterization of the *Escherichia coli* gene encoding a new member of the short-chain dehydrogenase/reductase (SDR) family. *Acta Biochim. Pol.* **44**:153–157.
4081. Sirko, A. E., M. Hryniewicz, D. Hulanicka, and A. Bock. 1990. Sulfate and thiosulfate transport in *Escherichia coli* K-12: nucleotide sequence and expression of the *cysTWAM* gene cluster. *J. Bacteriol.* **172**:3351–3357.
4082. Sirko, A. E., M. Zatyka, and M. D. Hulanicka. 1987. Identification of the *Escherichia coli* *cysM* gene encoding O-acetylserine sulphhydrylase B by cloning with mini-Mu-*lac* containing a plasmid replicon. *J. Gen. Microbiol.* **133**:2719–2725.
4083. Sivasubramanian, N., and R. Jayaraman. 1980. Mapping of two transcription mutations (*tnI* and *tnII*) conferring thiolotin resistance, adjacent to *dnaZ* and *rho* in *Escherichia coli*. *Mol. Gen. Genet.* **180**:609–615.
4084. Six, S., S. C. Andrews, G. Uden, and J. R. Guest. 1994. *Escherichia coli* possesses two homologous anaerobic C4-dicarboxylate membrane transporters (DcuA and DcuB) distinct from the aerobic dicarboxylate transport system (Dct). *J. Bacteriol.* **176**:6470–6478.
4085. Sjöberg, B. M., S. Eriksson, H. Jornvall, M. Carlquist, and H. Eklund. 1985. Protein B1 of ribonucleotide reductase. Direct analytical data and comparisons with data indirectly deduced from the nucleotide sequence of the *Escherichia coli* *nrdA* gene. *Eur. J. Biochem.* **150**:423–427.
4086. Skarstad, K., B. Thony, D. S. Hwang, and A. Kornberg. 1993. A novel binding protein of the origin of the *Escherichia coli* chromosome. *J. Biol. Chem.* **268**:5365–5370.
4087. Skarstad, K., K. von Meyenburg, F. G. Hansen, and E. Boye. 1988. Co-ordination of chromosome replication initiation in *Escherichia coli*: effects of different *dnaA* alleles. *J. Bacteriol.* **170**:852–858.
4088. Skinner, A. J., and R. A. Cooper. 1982. An *Escherichia coli* mutant defective in the NAD-dependent succinate semialdehyde dehydrogenase. *Arch. Microbiol.* **132**:270–275.
4089. Skjold, A. C., and D. H. Ezekiel. 1982. Analysis of lambda insertions in the fucose utilization region of *Escherichia coli* K-12: use of λ *fuc* and λ *argA* transducing bacteriophages to partially order the fucose utilization genes. *J. Bacteriol.* **152**:120–125.
4090. Skjold, A. C., and D. H. Ezekiel. 1982. Regulation of D-arabinose utilization in *Escherichia coli* K-12. *J. Bacteriol.* **152**:521–523.
4091. Skogman, S. G., and J. Nilsson. 1984. Molecular cloning and characterization of the gene for *Escherichia coli* valyl-tRNA synthetase. *Gene* **30**:219–226.
4092. Skorko-Glonek, J., A. Wawrzynow, K. Krzewski, K. Kurpierz, and B. Lipinska. 1995. Site-directed mutagenesis of the HtrA (DegP) serine protease, whose proteolytic activity is indispensable for *Escherichia coli* survival at elevated temperatures. *Gene* **163**:47–52.
4093. Skowrya, D., and S. Wickner. 1995. GrpE alters the affinity of DnaK for ATP and Mg²⁺. Implications for the mechanism of nucleotide exchange. *J. Biol. Chem.* **270**:26282–26285.
4094. Slany, R., M. Bosl, P. F. Crain, and H. Kersten. 1993. A new function of S-adenosylmethionine: the ribosyl moiety of AdoMet is the precursor of the cyclopentenadiol moiety of the tRNA wobble base queine. *Biochemistry* **32**:7811–7817.
4095. Slater, A. C., M. C. Jones-Mortimer, and H. L. Kornberg. 1981. L-Sorbose phosphorylation in *Escherichia coli* K-12. *Biochim. Biophys. Acta* **646**:365–367.
4096. Slater, S., S. Wold, M. Lu, E. Boye, K. Skarstad, and N. Kleckner. 1995. *E. coli* SeqA protein binds *oriC* in two different methyl-modulated reactions appropriate to its roles in DNA replication initiation and origin sequestration. *Cell* **82**:927–936.
4097. Slater, S. C., M. R. Lifscis, M. E. O'Donnell, and R. Maurer. 1994. *holE*, the gene coding for the theta subunit of DNA polymerase III of *Escherichia coli*: characterization of a *holE* mutant and comparison with a *dnaQ* (epsilon-subunit) mutant. *J. Bacteriol.* **176**:815–821.
4098. Sledjeski, D. D., A. Gupta, and S. Gottesman. 1996. The small RNA, DsrA, is essential for the low temperature expression of RpoS during exponential growth in *Escherichia coli*. *EMBO J.* **15**:3993–4000.
4099. Sledjeski, D. D., and S. Gottesman. 1996. Osmotic induction of capsule synthesis in *Escherichia coli*. *J. Bacteriol.* **178**:1204–1206.
4100. Slettan, A., K. Gebhardt, E. Kristiansen, N.-K. Birkeland, and B. H. Lindqvist. 1992. *Escherichia coli* K-12 and B contain functional bacteriophage P2 *ogr*. *J. Bacteriol.* **174**:4094–4100.
4101. Slocum, M. K., and J. S. Parkinson. 1983. Genetics of methyl-accepting chemotaxis proteins in *Escherichia coli*: organization of the *tar* region. *J. Bacteriol.* **155**:565–577.
4102. Slocum, M. K., and J. S. Parkinson. 1985. Genetics of methyl-accepting chemotaxis proteins in *Escherichia coli*: null phenotypes of the *tar* and *tap* genes. *J. Bacteriol.* **163**:586–594.
4103. Slupska, M. M., C. Baikalov, R. Lloyd, and J. H. Miller. 1996. Mutator tRNAs are encoded by the *Escherichia coli* mutator genes *mutA* and *mutC*: a novel pathway for mutagenesis. *Proc. Natl. Acad. Sci. USA* **93**:4380–4385.
4104. Smallshaw, J. E., and R. A. Kelln. 1992. Cloning, nucleotide sequence and expression of the *Escherichia coli* K-12 *pyrH* gene encoding UMP kinase. *Genetics (Life Sci. Adv.)* **11**:59–65.
4105. Smiley, B. L., J. R. Lupski, P. S. Svec, R. MacMacken, and G. N. Godson. 1982. Sequences of the *Escherichia coli* *dnaG* primase gene and regulation of its expression. *Proc. Natl. Acad. Sci. USA* **79**:4550–4554.

4106. **Smillie, D. A., R. S. Hayward, T. Suzuki, N. Fujita, and A. Ishihama.** 1992. Locations of genes encoding alkyl hydroperoxide reductase on the physical map of the *Escherichia coli* K-12 genome. *J. Bacteriol.* **174**:3826–3827.
4107. **Smirnov, G. B., T. S. Ilyina, Y. M. Romanova, A. P. Markov, and E. V. Nechaeva.** 1980. Mutants of *Escherichia coli* affected in the process of transposition and genomic rearrangements. *Cold Spring Harbor Symp. Quant. Biol.* **45**:193–200.
4108. **Smirnov, Y. V., and A. F. Lisenkov.** 1986. Construction of the hybrid *cp-lac* operon and investigation of the role of the CRP-cAMP complex in its regulation in *Escherichia coli*. *Sov. Genet. (Engl. Transl. Genetika)* **22**:432–438.
4109. **Smith, A. A., and R. C. Greene.** 1984. Cloning of the methionine regulatory gene, *metJ*, of *Escherichia coli* K12 and identification of its product. *J. Biol. Chem.* **259**:14279–14281.
4110. **Smith, B. R., and R. Schleif.** 1978. Nucleotide sequence of the L-arabinose regulatory region of *Escherichia coli* K12. *J. Biol. Chem.* **253**:6931–6933.
4111. **Smith, D. K., T. Kassam, B. Singh, and J. F. Elliott.** 1992. *Escherichia coli* has two homologous glutamate decarboxylase genes that map to distinct loci. *J. Bacteriol.* **174**:5820–5826.
4112. **Smith, D. R., and J. M. Calvo.** 1979. Regulation of dihydrofolate reductase synthesis in *Escherichia coli*. *Mol. Gen. Genet.* **175**:31–38.
4113. **Smith, D. R., and J. M. Calvo.** 1982. Nucleotide sequence of dihydrofolate reductase genes from trimethoprim-resistant mutants of *Escherichia coli*. Evidence that dihydrofolate reductase interacts with another essential gene product. *Mol. Gen. Genet.* **187**:72–78.
4114. **Smith, D. R., and J. M. Calvo.** 1982. Nucleotide sequence of the *E. coli* gene coding for dihydrofolate reductase. *Nucleic Acids Res.* **8**:2255–2274.
4115. **Smith, J. M., and H. A. Daum III.** 1986. Nucleotide sequence of the *purM* gene encoding 5'-phosphoribosyl-5-aminimidazole synthetase of *Escherichia coli* K12. *J. Biol. Chem.* **261**:10632–10636.
4116. **Smith, J. M., and H. A. Daum III.** 1987. Identification and nucleotide sequence of a gene encoding 5'-phosphoribosylglycinamide transformylase in *Escherichia coli* K12. *J. Biol. Chem.* **262**:10565–10569.
4117. **Smith, J. M., and J. S. Gots.** 1980. *purF-lac* fusion and direction of *purF* transcription in *Escherichia coli*. *J. Bacteriol.* **143**:1156–1164.
4118. **Smith, M. W., and J. W. Payne.** 1992. Expression of periplasmic binding proteins for peptide transport is subject to negative regulation by phosphate limitation in *Escherichia coli*. *FEMS Microbiol. Lett.* **79**:183–190.
4119. **Smith, R. A., and J. S. Parkinson.** 1980. Overlapping genes at the *cheA* locus of *Escherichia coli*. *Proc. Natl. Acad. Sci. USA* **77**:5370–5374.
4120. **Smith, R. L., J. L. Banks, M. Snavely, and M. E. Maguire.** 1993. Sequence and topology of the *corA* magnesium transport systems of *Salmonella typhimurium* and *Escherichia coli*. Identification of a new class of transport protein. *J. Biol. Chem.* **268**:14071–14080.
4121. **Smith, T. F., and J. R. Sadler.** 1971. The nature of lactose operator constitutive mutations. *J. Mol. Biol.* **59**:273–305.
4122. **Snyder, W. B., L. J. Davis, P. N. Danese, C. L. Cosma, and T. J. Silhavy.** 1995. Overproduction of NlpE, a new outer membrane lipoprotein, suppresses the toxicity of periplasmic LacZ by activation of the Cpx signal transduction pathway. *J. Bacteriol.* **177**:4216–4223.
4123. **Snyder, W. B., and T. J. Silhavy.** 1992. Enhanced export of beta-galactosidase fusion proteins in *prfF* mutants is Lon dependent. *J. Bacteriol.* **174**:5661–5668.
4124. **Soballe, B., and R. K. Poole.** 1997. Aerobic and anaerobic regulation of the *ubiCA* operon, encoding enzymes for the first two committed steps of ubiquinone biosynthesis in *Escherichia coli*. *FEBS Lett.* **414**:373–376.
4125. **Sodergren, E. J., and J. A. DeMoss.** 1988. *narI* region of the *Escherichia coli* nitrate reductase (*nar*) operon contains two genes. *J. Bacteriol.* **170**:1721–1729.
4126. **Sodergren, E. J., P. Y. Hsu, and J. A. DeMoss.** 1988. Roles of the *narI* and *narJ* gene products in the expression of nitrate reductase in *Escherichia coli*. *J. Biol. Chem.* **263**:16156–16162.
4127. **Sofia, H. J., V. D. Burland, D. L. Daniels, G. Plunkett, and F. R. Blattner.** 1994. Analysis of the *Escherichia coli* genome. V. DNA sequence of the region from 76.0 to 81.5 minutes. GenBank submission U00039.
4128. **Sofia, H. J., V. D. Burland, D. L. Daniels, G. Plunkett, and F. R. Blattner.** 1994. Analysis of the *Escherichia coli* genome. V. DNA sequence of the region from 76.0 to 81.5 minutes. *Nucleic Acids Res.* **22**:2576–2586.
4129. **Sogaard-Andersen, L., H. Pedersen, B. Holst, and P. Valentin-Hansen.** 1991. A novel function of the cAMP-CRP complex in *Escherichia coli*: cAMP-CRP functions as an adaptor for the CytR repressor in the *deo* operon. *Mol. Microbiol.* **5**:969–975.
4130. **Sohail, A., M. Lieb, M. Dar, and A. S. Bhagwat.** 1990. A gene required for very short patch repair in *Escherichia coli* is adjacent to the DNA cytosine methylase gene. *J. Bacteriol.* **172**:4214–4221.
4131. **Soll, L.** 1980. Pseudovirulent mutants of λ b221 *poriCasna* resulting from mutations in or near *oriC*, the *E. coli* origin of DNA replication. *Mol. Gen. Genet.* **178**:391–396.
4132. **Son, H. S., and S. G. Rhee.** 1987. Cascade control of *Escherichia coli* glutamine synthetase. Purification and properties of PII protein and nucleotide sequence of its structural gene. *J. Biol. Chem.* **262**:8690–8695.
4133. **Sonden, B., and B. E. Uhlin.** 1996. Coordinated and differential expression of histone-like proteins in *Escherichia coli*: regulation and function of the H-NS analog StpA. *EMBO J.* **15**:4970–4980.
4134. **Song, W. J., and S. Jackowski.** 1992. Cloning, sequencing, and expression of the pantothinate kinase (*coaA*) gene of *Escherichia coli*. *J. Bacteriol.* **174**:6411–6417.
4135. **Song, W.-J., and S. Jackowski.** 1992. *coaA* and *rts* are allelic and located at kilobase 3532 on the *Escherichia coli* physical map. *J. Bacteriol.* **174**:1705–1706.
4136. **Song, Y., and N. J. Sargentini.** 1996. *Escherichia coli* DNA repair genes *radA* and *sms* are the same gene. *J. Bacteriol.* **178**:5045–5048.
4137. **Sood, P., C. G. Lerner, T. Shimamoto, Q. Lu, and M. Inouye.** 1994. Characterization of the autophosphorylation of Era, an essential *Escherichia coli* GTPase. *Mol. Microbiol.* **12**:201–208.
4138. **Sorensen, K. I., and B. Hove-Jensen.** 1996. Ribose catabolism of *Escherichia coli*: characterization of the *rpiB* gene encoding ribose phosphate isomerase B and of the *rpiR* gene, which is involved in regulation of *rpiB* expression. *J. Bacteriol.* **178**:1003–1011.
4139. **Sorensen, P. G., J. Lutkenhaus, K. Young, S. S. Eveland, M. S. Anderson, and C. R. Raetz.** 1996. Regulation of UDP-3-O-[R-3-hydroxymyristoyl]-N-acetylglucosamine deacetylase in *Escherichia coli*. The second enzymatic step of lipid A biosynthesis. *J. Biol. Chem.* **271**:258–263.
4140. **Spanjaard, R. A., K. S. Chen, J. R. Walker, and J. van Duin.** 1990. Frameshift suppression at tandem AGA and AGG codons by cloned tRNA genes: assigning a codon to *argU* tRNA and T4 tRNA(Arg). *Nucleic Acids Res.* **18**:5031–5036.
4141. **Sparkowski, J., and A. Das.** 1990. The nucleotide sequence of *greA*, a suppressor gene that restores growth of an *Escherichia coli* RNA polymerase mutant at high temperature. *Nucleic Acids Res.* **18**:6443.
4142. **Sparkowski, J., and A. Das.** 1991. Location of a new gene, *greA*, on the *Escherichia coli* chromosome. *J. Bacteriol.* **173**:5256–5257.
4143. **Sparling, P. F., and E. Blackman.** 1973. Mutation to erythromycin dependence in *Escherichia coli* K-12. *J. Bacteriol.* **116**:74–83.
4144. **Sparling, P. F., Y. Ikeya, and D. Elliott.** 1973. Two genetic loci for resistance to kasugamycin in *Escherichia coli*. *J. Bacteriol.* **113**:704–710.
4145. **Sparrow, C. P., and C. R. Raetz.** 1983. A trans-acting regulatory mutation that causes overproduction of phosphatidylserine synthase in *Escherichia coli*. *J. Biol. Chem.* **258**:9963–9967.
4146. **Spears, P. A., D. Schauer, and P. E. Orndorff.** 1986. Metastable regulation of type 1 piliation in *Escherichia coli* and isolation and characterization of a phenotypically stable mutant. *J. Bacteriol.* **168**:179–185.
4147. **Spence, E. L., M. Kawamukai, J. Sanvoisin, H. Braven, and T. D. Bugg.** 1996. Catechol dioxygenases from *Escherichia coli* (MhpB) and *Alcaligenes eutrophus* (MpcI): sequence analysis and biochemical properties of a third family of extradiol dioxygenases. *J. Bacteriol.* **178**:5249–5256.
4148. **Spencer, J. B., N. J. Stelowich, C. A. Roessner, and A. I. Scott.** 1993. The *Escherichia coli cysG* gene encodes the multifunctional protein, siroheme synthase. *FEBS Lett.* **335**:57–60.
4149. **Spencer, M. E., and J. R. Guest.** 1982. Molecular cloning of four tricarboxylic acid cycle genes of *Escherichia coli*. *J. Bacteriol.* **151**:542–552.
4150. **Spencer, M. E., and J. R. Guest.** 1985. Transcription analysis of the *sucAB*, *aceEF* and *lpd* genes of *Escherichia coli*. *Mol. Gen. Genet.* **200**:145–154.
4151. **Spencer, M. E., M. G. Darlison, P. E. Stephens, and J. R. Guest.** 1984. Nucleotide sequence of the *sucB* gene encoding the dihydroliipoamide succinyltransferase of *Escherichia coli* K12 and homology with the corresponding acetyltransferase. *Eur. J. Biochem.* **141**:361–374.
4152. **Spira, B., and E. Yagil.** 1988. The relation between ppGpp and the PHO regulon in *Escherichia coli*. *Mol. Gen. Genet.* **257**:469–477.
4153. **Spiro, S., and J. R. Guest.** 1990. FNR and its role in oxygen-regulated gene expression in *Escherichia coli*. *FEMS Microbiol. Rev.* **6**:399–428.
4154. **Spitzer, E. D., and B. Weiss.** 1985. The *dfp* gene of *Escherichia coli* K-12, a locus affecting DNA synthesis, codes for a flavoprotein. *J. Bacteriol.* **164**:994–1003.
4155. **Spitzer, E. D., H. E. Jimenez-Billini, and B. Weiss.** 1988. β -Alanine auxotrophy associated with *dfp*, a locus affecting DNA synthesis in *Escherichia coli*. *J. Bacteriol.* **170**:872–876.
4156. **Sprague, G. F., R. M. Bell, and J. E. Cronan, Jr.** 1975. A mutant of *Escherichia coli* auxotrophic for organic phosphates: evidence for two defects in inorganic phosphate transport. *Mol. Gen. Genet.* **143**:71–77.
4157. **Spratt, B. G., A. Boyd, and N. G. Stoker.** 1980. Defective and plaque-forming lambda transducing bacteriophage carrying penicillin-binding protein-cell shape genes: genetic and physical mapping and identification of gene products from the *lip-dacA-rodA-pbpA-leuS* region of the *Escherichia coli* chromosome. *J. Bacteriol.* **143**:569–581.
4158. **Spratt, B. G., C. L. Ginsburgh, and W. D. Nunn.** 1981. Isolation and genetic characterization of *Escherichia coli* mutants defective in propionate metabolism. *J. Bacteriol.* **146**:1166–1169.
4159. **Spratt, B. G., J. Zhou, M. Taylor, and M. J. Merrick.** 1996. Monofunctional biosynthetic peptidoglycan transglycosylases. *Mol. Microbiol.* **19**:639–640.
4160. **Spratt, S. K., P. N. Black, M. M. Ragozzino, and W. D. Nunn.** 1984. Cloning, mapping and expression of genes involved in the fatty acid-

- degradative multienzyme complex of *Escherichia coli*. *J. Bacteriol.* **158**:535–542.
4161. **Sprenger, G. A.** 1992. Location of the transketolase (*tkl*) gene on the *Escherichia coli* physical map. *J. Bacteriol.* **174**:1707–1708.
4162. **Sprenger, G. A.** 1993. Nucleotide sequence of the *Escherichia coli* K-12 transketolase (*tkl*) gene. *Biochim. Biophys. Acta* **1216**:307–310.
4163. **Sprenger, G. A.** 1993. Two open reading frames adjacent to the *Escherichia coli* K-12 transketolase (*tkl*) gene show high similarity to the mannitol phosphotransferase system enzymes from *Escherichia coli* and various gram-positive bacteria. *Biochim. Biophys. Acta* **1158**:103–106.
4164. **Sprenger, G. A.** 1995. Genetics of pentose-phosphate pathway enzymes of *Escherichia coli* K-12. *Arch. Microbiol.* **164**:324–330.
4165. **Sprenger, G. A., U. Schorken, G. Sprenger, and H. Sahn.** 1995. Transaldolase B of *Escherichia coli* K-12: cloning of its gene, *talB*, and characterization of the enzyme from recombinant strains. *J. Bacteriol.* **177**:5930–5936.
4166. **Sprenger, G. A., U. Schorken, T. Wiegert, S. Grolle, A. A. de Graaf, S. V. Taylor, T. P. Begley, S. Bringer-Meyer, and H. Sahn.** 1997. Identification of a thiamin-dependent synthase in *Escherichia coli* required for the formation of the 1-deoxy-D-xylulose 5-phosphate precursor to isoprenoids, thiamin, and pyridoxal. *Proc. Natl. Acad. Sci. USA* **94**:12857–12862.
4167. **Spring, K. J., P. G. Jerlstrom, M. Burns, and I. R. Beacham.** 1986. L-Asparaginase genes in *Escherichia coli*: isolation of mutants and characterization of the *ansA* gene and its protein product. *J. Bacteriol.* **166**:135–142.
4168. **Springer, M., J. A. Plumbridge, M. Trudel, M. Graffe, and M. Grunberg-Manago.** 1982. Transcription units around the gene for *E. coli* translation initiation factor IF3 (*infC*). *Mol. Gen. Genet.* **186**:247–252.
4169. **Springer, M., J.-F. Mayaux, G. Fayat, J. A. Plumbridge, M. Graffe, S. Blanquet, and M. Grunberg-Manago.** 1985. Attenuation control of the *Escherichia coli* phenylalanyl-tRNA synthetase operon. *J. Mol. Biol.* **181**:467–478.
4170. **Springer, M., M. Graffe, J. S. Butler, and M. Grunberg-Manago.** 1986. Genetic definition of the translational operator of the threonine-tRNA ligase gene in *Escherichia coli*. *Proc. Natl. Acad. Sci. USA* **83**:4384–4388.
4171. **Springer, M., M. Trudel, M. Graffe, J. A. Plumbridge, G. Fayat, J.-F. Mayaux, C. Sacerdot, S. Blanquet, and M. Grunberg-Manago.** 1983. *Escherichia coli* phenylalanyl-tRNA synthetase operon is controlled by attenuation in vivo. *J. Mol. Biol.* **171**:263–279.
4172. **Springer, S. E., and R. E. Huber.** 1973. Sulfate and selenate uptake and transport in wild and in two selenate-tolerant strains of *Escherichia coli* K-12. *Arch. Biochem.* **156**:595–603.
4173. **Spurio, R., M. Durrenberger, M. Falconi, A. La Teana, C. L. Pon, and C. O. Gualerzi.** 1992. Lethal overproduction of the *Escherichia coli* nucleoid protein H-NS: ultramicroscopic and molecular autopsy. *Mol. Gen. Genet.* **231**:201–211.
4174. **Spyrou, G., E. Haggard-Ljungquist, M. Krook, H. Jornvall, E. Nilsson, and P. Reichard.** 1991. Characterization of the flavin reductase gene (*fre*) of *Escherichia coli* and construction of a plasmid for overproduction of the enzyme. *J. Bacteriol.* **173**:3673–3679.
4175. **Squires, C., A. Krainer, G. Barry, W.-F. Shen, and C. L. Squires.** 1981. Nucleotide sequence at the end of the gene for the RNA polymerase B' subunit (*rhoC*). *Nucleic Acids Res.* **9**:6827–6840.
4176. **Squires, C., M. DeFelice, S. R. Wessler, and J. M. Calvo.** 1981. Physical characterization of the *ilvH1* operon of *Escherichia coli* K-12. *J. Bacteriol.* **147**:797–804.
4177. **Squires, C. H., M. DeFelice, J. Devereux, and J. M. Calvo.** 1983. Molecular structure of *ilvH* and its evolutionary relationship to *ilvG* in *Escherichia coli* K-12. *Nucleic Acids Res.* **11**:5299–5313.
4178. **Squires, C. L., S. Pedersen, B. M. Ross, and C. Squires.** 1991. ClpB is the *Escherichia coli* heat shock protein F84.1. *J. Bacteriol.* **173**:4254–4262.
4179. **Srivastava, B. S.** 1976. Radiation sensitivity of a mutant of the *Escherichia coli* K12 which affects transduction, transformation and rates of mutation. *Mol. Gen. Genet.* **143**:327–332.
4180. **Staab, J. F., M. F. Elkins, and C. F. Earhart.** 1989. Nucleotide sequence of the *Escherichia coli* *entE* gene. *FEMS Microbiol. Lett.* **50**:15–19.
4181. **Stacey, K. A., and P. Oliver.** 1977. Novel pleiotropic mutation in *Escherichia coli* K12 which affects transduction, transformation and rates of mutation. *J. Gen. Microbiol.* **98**:569–578.
4182. **Stader, J., L. J. Gansheroff, and T. J. Silhavy.** 1989. New suppressors of signal-sequence mutations, *prIG*, are linked tightly to the *secE* gene of *Escherichia coli*. *Genes Dev.* **3**:1045–1052.
4183. **Stader, J., P. Matsumura, D. Uacante, G. E. Dean, and R. M. Macnab.** 1986. Nucleotide sequence of the *Escherichia coli* *motB* gene and site-limited incorporation of its product into the cytoplasmic membrane. *J. Bacteriol.* **166**:244–252.
4184. **Stadtman, T. C., J. N. Davis, E. Zehelein, and A. Bock.** 1989. Biochemical and genetic analysis of *Salmonella typhimurium* and *Escherichia coli* mutants defective in specific incorporation of selenium into formate dehydrogenase and tRNAs. *Biofactors* **2**:35–44.
4185. **Stahl, F., and R. Myers.** 1995. Old and new concepts for the role of chi in bacterial recombination. *J. Hered.* **86**:327–329.
4186. **Stalmach, M. E., S. R. Grothe, and J. M. Wood.** 1983. Two proline porters in *Escherichia coli* K-12. *J. Bacteriol.* **156**:481–486.
4187. **Stan-Lotter, H., D. M. Clarke, and P. D. Bragg.** 1986. Isolation of a fourth cysteinyl-containing peptide of the alpha-subunit of the F1 ATPase from *Escherichia coli* necessitates revision of the DNA sequence. *FEBS Lett.* **197**:121–124.
4188. **Staskawicz, B. J., and N. J. Panopoulos.** 1980. Phaseolotoxin transport in *Escherichia coli* and *Salmonella typhimurium* via the oligopeptide permease. *J. Bacteriol.* **142**:474–479.
4189. **Staudenbauer, W. L.** 1976. Replication of *Escherichia coli* DNA in vitro: inhibition by oxoline acid. *J. Biochem. (Tokyo)* **62**:491–497.
4190. **Staudenmaier, H., B. Van Hove, Z. Yaraghi, and V. Braun.** 1989. Nucleotide sequences of the *fecBCDE* genes and locations of the proteins suggest a periplasmic-binding-protein-dependent transport mechanism for iron(III) dicitrate in *Escherichia coli*. *J. Bacteriol.* **171**:2626–2633.
4191. **Stauffer, G., M. D. Plamann, and L. T. Stauffer.** 1981. Construction and expression of hybrid plasmids containing the *Escherichia coli* *glyA* gene. *Gene* **14**:63–72.
4192. **Stauffer, L. T., A. C. Ghrist, and G. V. Stauffer.** 1993. The *Escherichia coli* *gcvT* gene encoding the T-protein of the glycine cleavage enzyme system. *DNA Sequence* **3**:339–346.
4193. **Stauffer, L. T., and G. V. Stauffer.** 1994. Characterization of the *gcv* control region from *Escherichia coli*. *J. Bacteriol.* **176**:6159–6164.
4194. **Stauffer, L. T., M. D. Plamann, and G. V. Stauffer.** 1986. Cloning and characterization of the glycine-cleavage enzyme system of *Escherichia coli*. *Gene* **44**:219–226.
4195. **Stebbins, C. E., S. Borukhov, M. Orlova, A. Polyakov, A. Goldfarb, and S. A. Darst.** 1995. Crystal structure of the GreA transcript cleavage factor from *Escherichia coli*. *Nature* **373**:636–640.
4196. **Steed, P. M., and B. L. Wanner.** 1993. Use of the *rep* technique for allele replacement to construct mutants with deletions of the *pstSCAB-phoU* operon: evidence of a new role for the PhoU protein in the phosphate regulon. *J. Bacteriol.* **175**:6797–6809.
4197. **Steege, D.** 1983. A nucleotide change in the anticodon of an *Escherichia coli* serine transfer RNA results in *supD*⁻ amber suppression. *Nucleic Acids Res.* **11**:3823–3832.
4198. **Steffes, C., J. Ellis, J. Wu, and B. P. Rosen.** 1992. The *lysP* gene encodes the lysine-specific permease. *J. Bacteriol.* **174**:3242–3249.
4199. **Steiert, P. S., L. T. Stauffer, and G. V. Stauffer.** 1990. The *lpd* gene product functions as the L protein in the *Escherichia coli* glycine cleavage enzyme system. *J. Bacteriol.* **172**:6142–6144.
4200. **Steinebach, V., J. A. Benen, R. Bader, P. W. Postma, S. de Vries, and J. A. Duine.** 1996. Cloning of the *maoA* gene that encodes aromatic amine oxidase of *Escherichia coli* W3350 and characterization of the overexpressed enzyme. *Eur. J. Biochem.* **237**:584–591.
4201. **Steinum, A. L., and E. Seeberg.** 1986. Nucleotide sequence of the *tag* gene from *Escherichia coli*. *Nucleic Acids Res.* **14**:3242–3249.
4202. **Stephens, D. L., M. D. Choe, and C. F. Earhart.** 1995. *Escherichia coli* periplasmic protein FepB binds ferrienterobactin. *Microbiology* **141**:1647–1654.
4203. **Stephens, P. E., H. M. Lewis, M. G. Darlison, and J. R. Guest.** 1983. Nucleotide sequence of the lipamide dehydrogenase gene of *Escherichia coli* K12. *Eur. J. Biochem.* **135**:519–527.
4204. **Stephens, P. E., M. G. Darlison, H. M. Lewis, and J. R. Guest.** 1983. The pyruvate dehydrogenase complex of *Escherichia coli* K-12. Nucleotide sequence encoding the pyruvate dehydrogenase component. *Eur. J. Biochem.* **133**:155–162.
4205. **Sternberg, N., D. Hamilton, S. Austin, M. Yarmolinsky, and R. H. Hoess.** 1980. Site-specific recombination and its role in the life cycle of bacteriophage P1. *Cold Spr. Harb. Symp. Quant. Biol.* **45**:297–309.
4206. **Sternglanz, R., S. DiNardo, K. A. Voelkel, Y. Nishimura, Y. Hirota, K. Becherer, L. Zumstein, and J. C. Wang.** 1981. Mutations in the gene coding for *Escherichia coli* DNA topoisomerase I affect transcription and translation. *Proc. Natl. Acad. Sci. USA* **78**:2747–2751.
4207. **Stevens, F. J., and T. T. Wu.** 1976. Growth on D-xylene of a mutant strain of *Escherichia coli* K12 using a novel isomerase and enzymes related to D-xylene metabolism. *J. Gen. Microbiol.* **97**:257–265.
4208. **Stevenson, G., B. Neal, M. Hobbs, N. H. Packer, M. Batley, J. W. Redmond, L. Lindquist, and P. R. Reeves.** 1994. Structure of the O antigen of *Escherichia coli* K-12 and the sequence of its *rfb* gene cluster. *J. Bacteriol.* **176**:4144–4156.
4209. **Stevenson, G., K. Andrianopoulos, M. Hobbs, and P. R. Reeves.** 1996. Organization of the *Escherichia coli* K-12 gene cluster responsible for production of the extracellular polysaccharide colanic acid. *J. Bacteriol.* **178**:4885–4893.
4210. **Steward, K. L., and T. Linn.** 1991. In vivo analysis of overlapping transcription units in the *rplKALrpoBC* ribosomal protein-RNA polymerase gene cluster of *Escherichia coli*. *J. Mol. Biol.* **218**:23–31.
4211. **Steward, K. L., and T. Linn.** 1992. Transcription frequency modulates the efficiency of an attenuator preceding the *rpoBC* RNA polymerase genes of *Escherichia coli*: possible autogenous control. *Nucleic Acids Res.* **20**:4773–4779.

4212. Stewart, A. 1995. Genetic nomenclature guide, including information on genomic databases. *Trends Genet. (Suppl.)* **11**:4-42.
4213. Stewart, P. S., and R. D'Ari. 1992. Genetic and morphological characterization of an *Escherichia coli* chromosome segregation mutant. *J. Bacteriol.* **174**:4513-4516.
4214. Stewart, R. C. 1993. Activating and inhibitory mutations in the regulatory domains of the methyltransferase in bacterial chemotaxis. *J. Biol. Chem.* **268**:1921-1930.
4215. Stewart, V., J. Parales, Jr., and S. M. Merkel. 1989. Structure of genes *narL* and *narX* of the *nar* (nitrate reductase) locus in *Escherichia coli* K-12. *J. Bacteriol.* **171**:2229-2234.
4216. Stewart, V. J. 1982. Requirement of Fnr and NarL functions for nitrate reductase expression in *Escherichia coli* K-12. *J. Bacteriol.* **151**:1320-1325.
4217. Stewart, V. J. 1993. Nitrate regulation of anaerobic respiratory gene expression in *Escherichia coli*. *Mol. Microbiol.* **9**:425-434.
4218. Stewart, V. J., and C. Yanofsky. 1985. Evidence for transcription antitermination control of tryptophanase operon expression in *Escherichia coli* K-12. *J. Bacteriol.* **164**:731-740.
4219. Stewart, V. J., and C. H. MacGregor. 1982. Nitrate reductase in *Escherichia coli* K-12: involvement of *chlC*, *chlE*, and *chlG* loci. *J. Bacteriol.* **151**:788-799.
4220. Stewart, V. J., and J. Parales, Jr. 1988. Identification and expression of genes *narL* and *narX* of the *nar* (nitrate reductase) locus in *Escherichia coli* K-12. *J. Bacteriol.* **170**:1589-1597.
4221. Stewart, V. J., J. T. Lin, and B. L. Berg. 1991. Genetic evidence that genes *fdhD* and *fdhE* do not control synthesis of formate dehydrogenase-N in *Escherichia coli* K-12. *J. Bacteriol.* **173**:4417-4423.
4222. Stewart, V. J., R. Landick, and C. Yanofsky. 1986. Rho-dependent transcription termination in the tryptophanase operon leader region of *Escherichia coli* K-12. *J. Bacteriol.* **166**:217-223.
4223. Stim, K. P., and G. N. Bennett. 1993. Nucleotide sequence of the *adi* gene, which encodes the biodegradative acid-induced arginine decarboxylase of *Escherichia coli*. *J. Bacteriol.* **175**:1221-1234.
4224. Stim-Herndon, K. P., T. M. Flores, and G. N. Bennett. 1996. Molecular characterization of *adiY*, a regulatory gene which affects expression of the biodegradative acid-induced arginine decarboxylase gene (*adiA*) of *Escherichia coli*. *Microbiology* **142**:1311-1320.
4225. Stirling, C. J., G. Szatmari, G. J. Stewart, M. C. Smith, and D. J. Sherratt. 1988. The arginine repressor is essential for plasmid-stabilizing site-specific recombination at the ColE1 *cer* locus. *EMBO J.* **7**:4389-4395.
4226. Stirling, C. J., G. J. Stewart, and D. J. Sherratt. 1988. Multicopy plasmid stability in *Escherichia coli* requires host-encoded functions that lead to plasmid site-specific recombination. *Mol. Gen. Genet.* **214**:80-84.
4227. Stirling, C. J., S. D. Colloms, J. F. Collins, G. Szatmari, and D. J. Sherratt. 1989. *xerB*, an *Escherichia coli* gene required for plasmid ColE1 site-specific recombination, is identical to *pepA*, encoding aminopeptidase A, a protein with substantial similarity to bovine lens leucine aminopeptidase. *EMBO J.* **8**:1623-1627.
4228. Stirling, D. A., C. S. J. Hulton, L. Waddell, S. F. Park, G. S. A. B. Stewart, I. R. Booth, and C. F. Higgins. 1989. Molecular characterization of the *proU* loci of *Salmonella typhimurium* and *Escherichia coli* encoding osmoregulated glycine betaine transport systems. *Mol. Microbiol.* **3**:1025-1038.
4229. Stitt, B. L., H. Revel, I. Lielausis, and W. B. Wood. 1980. Role of the host cell in bacteriophage T4 development. II. Characterization of host mutants that have pleiotropic effects on T4 growth. *J. Virol.* **35**:775-789.
4230. Stoker, K., L. F. Oltmann, and A. H. Stouthamer. 1989. Randomly induced *Escherichia coli* K-12 Tn5 insertion mutants defective in hydrogenase activity. *J. Bacteriol.* **171**:831-836.
4231. Stoker, K., W. N. Reijnders, L. F. Oltmann, and A. H. Stouthamer. 1989. Initial cloning and sequencing of *hydHG*, an operon homologous to *ntrBC* and regulating the labile hydrogenase activity in *Escherichia coli* K-12. *J. Bacteriol.* **171**:4448-4456.
4232. Stoker, N. G., J. K. Broome-Smith, A. Edelman, and B. G. Spratt. 1983. Organization and subcloning of the *dacA-rodA-pbpA* cluster of cell shape genes in *Escherichia coli*. *J. Bacteriol.* **155**:847-853.
4233. Stoker, N. G., J. M. Pratt, and B. G. Spratt. 1983. Identification of the *rodA* gene product of *Escherichia coli*. *J. Bacteriol.* **155**:854-859.
4234. Stokes, H. W., and B. G. Hall. 1985. Sequence of the *ebgR* gene of *Escherichia coli*: evidence that the EBG and LAC operons are descended from a common ancestor. *Mol. Biol. Evol.* **2**:478-483.
4235. Stokes, H. W., P. W. Betts, and B. G. Hall. 1985. Sequence of the *ebgA* gene of *Escherichia coli*: comparison with the *lacZ* gene. *Mol. Biol. Evol.* **2**:469-477.
4236. Stoller, G., K. P. Rucknagel, K. H. Nierhaus, F. X. Schmid, G. Fischer, and J. U. Rahfeld. 1995. A ribosome-associated peptidyl-prolyl *cis/trans* isomerase identified as the trigger factor. *EMBO J.* **14**:4939-4949.
4237. Stoner, C. M., and R. Schleif. 1982. Is the amino acid but not the nucleotide sequence of the *Escherichia coli* *araC* gene conserved? *J. Mol. Biol.* **154**:649-652.
4238. Stoner, C. M., and R. Schleif. 1983. The *araE* low affinity L-arabinose transport promoter. Cloning, sequence, transcription start site and DNA binding sites of regulatory proteins. *J. Mol. Biol.* **171**:369-381.
4239. Storts, D. R. X., and A. Markovitz. 1988. Construction and characterization of mutations in *hupB*, the gene encoding HU- β (HU-1) in *Escherichia coli* K-12. *J. Bacteriol.* **170**:1541-1547.
4240. Storts, D. R. X., and A. Markovitz. 1991. A novel *rho* promoter::Tn10 mutation suppresses an *ftsQI*(Ts) missense mutation in an essential *Escherichia coli* cell division gene by a mechanism not involving polarity suppression. *J. Bacteriol.* **173**:655-663.
4241. Storz, G., F. S. Jacobson, L. A. Tartaglia, R. W. Morgan, L. A. Silveira, and B. N. Ames. 1989. An alkyl hydroperoxide reductase induced by oxidative stress in *Salmonella typhimurium* and *Escherichia coli*: genetic characterization and cloning of *ahp*. *J. Bacteriol.* **171**:2049-2055.
4242. Storz, G., L. A. Tartaglia, and B. N. Ames. 1990. OxyR, a transcriptional regulator of oxidative stress-inducible genes: direct activation by oxidation. *Science* **248**:189-194.
4243. Stout, V. 1996. Identification of the promoter region for the colanic acid polysaccharide biosynthetic genes in *Escherichia coli* K-12. *J. Bacteriol.* **178**:4273-4280.
4244. Stout, V., A. S. Torres-Cabassa, M. R. Maurizi, D. Gutnick, and S. Gottesman. 1991. RcsA, an unstable positive regulator of capsular polysaccharide synthesis. *J. Bacteriol.* **173**:1738-1747.
4245. Stout, V., and S. Gottesman. 1990. RcsB and RcsC: a two-component regulator of capsule synthesis in *Escherichia coli*. *J. Bacteriol.* **172**:659-669.
4246. Stouthamer, A. H. 1969. A genetical and biochemical study of chlorate-resistant mutants of *Salmonella typhimurium*. *Antonie Leeuwenhoek. J. Microbiol. Serol.* **35**:505-521.
4247. Stragier, P., F. Richaud, F. Borne, and J. C. Patte. 1983. Regulation of diaminopimelate decarboxylase synthesis in *Escherichia coli*. I. Identification of a *lysR* gene encoding an activator of the *lysA* gene. *J. Mol. Biol.* **168**:307-320.
4248. Stragier, P., and J. C. Patte. 1983. Regulation of diaminopimelate decarboxylase synthesis in *Escherichia coli*. III. Nucleotide sequence and regulation of the *lysR* gene. *J. Mol. Biol.* **168**:333-350.
4249. Stragier, P., O. Danos, and J. C. Patte. 1983. Regulation of diaminopimelate decarboxylase synthesis in *Escherichia coli*. II. Nucleotide sequence of the *lysA* gene and its regulatory region. *J. Mol. Biol.* **168**:321-331.
4250. Straney, R., R. Krah, and R. Menzel. 1994. Mutations in the -10 TATAAT sequence of the *gyrA* promoter affect both promoter strength and sensitivity to DNA supercoiling. *J. Bacteriol.* **176**:5999-6006.
4251. Strauch, K. L., K. R. Johnson, and J. R. Beckwith. 1989. Characterization of *degP*, a gene required for proteolysis in the cell envelope and essential for growth of *Escherichia coli* at high temperature. *J. Bacteriol.* **171**:2689-2696.
4252. Straus, D., W. Walter, and C. A. Gross. 1990. DnaK, DnaJ, and GrpE heat shock proteins negatively regulate heat shock gene expression by controlling the synthesis and stability of sigma 32. *Genes Dev.* **4**:2202-2209.
4253. Strom, A. R., and I. Kaasen. 1993. Trehalose metabolism in *Escherichia coli*: stress protection and stress regulation of gene expression. *Mol. Microbiol.* **8**:205-210.
4254. Studwell-Vaughan, P. S., and M. E. O'Donnell. 1993. DNA polymerase III accessory proteins. V. Theta encoded by *holE*. *J. Biol. Chem.* **268**:11785-11791.
4255. Stuitje, A. R., N. deWind, J. C. van der Spek, T. H. Pors, and M. Meijer. 1986. Dissection of promoter sequences involved in transcriptional activation of the *Escherichia coli* replication origin. *Nucleic Acids Res.* **14**:2333-2344.
4256. Sturla, L., A. Bisso, D. Zanardi, U. Benatti, A. De Flora, and M. Tonetti. 1997. Expression, purification and characterization of GDP-D-mannose 4,6-dehydratase from *Escherichia coli*. *FEBS Lett.* **412**:126-130.
4257. Styrvold, O. B., P. Falkenberg, B. Landfald, M. W. Eshoo, T. Bjornsen, and A. R. Strom. 1986. Selection, mapping, and characterization of osmoregulatory mutants of *Escherichia coli* blocked in the choline-glycine betaine pathway. *J. Bacteriol.* **165**:856-863.
4258. Su, H. S., B. F. Lang, and E. B. Newman. 1989. L-Serine degradation in *Escherichia coli* K-12: cloning and sequencing of the *sdaA* gene. *J. Bacteriol.* **171**:5095-5102.
4259. Su, H. S., and E. B. Newman. 1991. A novel L-serine deaminase activity in *Escherichia coli* K-12. *J. Bacteriol.* **173**:2473-2480.
4260. Su, H. S., J. Moniak, and E. B. Newman. 1993. Use of gene fusions of the structural gene *sdaA* to purify L-serine deaminase 1 from *Escherichia coli* K-12. *Eur. J. Biochem.* **211**:521-527.
4261. Su, T.-Z., H. P. Schweizer, and D. L. Oxender. 1991. Carbon-starvation induction of the *ugp* operon, encoding the binding protein-dependent sn-glycerol-3-phosphate transport system in *Escherichia coli*. *Mol. Gen. Genet.* **230**:28-32.
4262. Subrahmanyam, C. S., G. M. McCorkle, and H. E. Umbarger. 1980. Physical location of the *ilvO* determinant in *Escherichia coli* K-12 deoxyribonucleic acid. *J. Bacteriol.* **142**:547-555.
4263. Subrahmanyam, C. S., J. D. Noti, and H. E. Umbarger. 1980. Regulation of *ilvEDA* expression occurs upstream of *ilvG* in *Escherichia coli*: additional evidence for an *ilvGEDA* operon. *J. Bacteriol.* **144**:279-290.
4264. Sugai, M., and H. C. Wu. 1992. Export of the outer membrane lipoprotein

- is defective in *secD*, *secE*, and *secF* mutants of *Escherichia coli*. J. Bacteriol. **174**:2511–2516.
4265. Sugimura, K., and T. Nishihara. 1988. Purification, characterization, and primary structure of *Escherichia coli* protease VII with specificity for paired basic residues: identity of protease VII and OmpT. J. Bacteriol. **170**:5625–5632.
4266. Sugiura, A., K. Nakashima, K. Tanaka, and T. Mizuno. 1992. Clarification of the structural and functional features of the osmoregulated *kdp* operon of *Escherichia coli*. Mol. Microbiol. **6**:1769–1776.
4267. Sukharev, S. I., P. Blount, B. Martinac, and C. Kung. 1997. Mechanosensitive channels of *Escherichia coli*: the MscL gene, protein, and activities. Annu. Rev. Physiol. **59**:633–657.
4268. Sukharev, S. I., P. Blount, B. Martinac, F. R. Blattner, and C. Kung. 1994. A large-conductance mechanosensitive channel in *E. coli* encoded by *mscL* alone. Nature **368**:265–268.
4269. Sukharev, S. I., P. Blount, B. Martinac, H. R. Guy, and C. Kung. 1996. MscL: a mechanosensitive channel in *Escherichia coli*. Soc. Gen. Physiol. Ser. **51**:133–141.
- 4269a. Sukhodolets, M. V., and D. J. Jin. 1998. RapA, a novel RNA polymerase-associated protein, is a bacterial homolog of SWI2/SNF2. J. Biol. Chem. **273**:7018–7023.
4270. Sukhodolets, V. V., and D. E. Dukhii. 1996. Unequal crossing over in *Escherichia coli*: genetic and physical mapping of duplications isolated in conjugational matings. Genetika **32**:42–52. (In Russian.)
4271. Sulavik, M. C., L. F. Gambino, and P. F. Miller. 1995. The MarR repressor of the multiple antibiotic resistance (*mar*) operon in *Escherichia coli*: prototypic member of a family of bacterial regulatory proteins involved in sensing phenolic compounds. Mol. Med. **1**:436–446.
4272. Sullivan, M. A., J. F. Cannon, F. H. Webb, and A. Bock. 1985. Antisuppressor mutation in *Escherichia coli* defective in biosynthesis of 5-methylaminomethyl-2-thiouridine. J. Bacteriol. **161**:368–376.
4273. Sullivan, M. A., and R. M. Bock. 1985. Isolation and characterization of antisuppressor mutations in *Escherichia coli*. J. Bacteriol. **161**:377–384.
4274. Sullivan, N. F., and W. D. Donachie. 1984. Overlapping functional units in a cell division gene cluster in *Escherichia coli*. J. Bacteriol. **158**:1198–1201.
4275. Sullivan, N. F., and W. D. Donachie. 1984. Transcriptional organization within an *Escherichia coli* cell division gene cluster: direction of transcription of the cell separation gene *emvA*. J. Bacteriol. **160**:724–732.
4276. Sullivan, S. L., and M. E. Gottesman. 1991. Requirement for *E. coli* NusG protein in factor-dependent transcription termination. Cell **58**:989–994.
4277. Sumiya, M., E. O. Davis, L. C. Packman, T. P. McDonald, and P. J. Henderson. 1995. Molecular genetics of a receptor protein for D-xylose, encoded by the gene *xyfF*, in *Escherichia coli*. Recept. Chan. **3**:117–128.
4278. Sun, L., B. A. Jacobson, B. S. Dien, F. Srienc, and J. A. Fuchs. 1994. Cell cycle regulation of the *Escherichia coli* *nrd* operon: requirement for a *cis*-acting upstream AT-rich sequence. J. Bacteriol. **176**:2415–2426.
4279. Sun, L., and J. A. Fuchs. 1992. *Escherichia coli* ribonucleotide reductase expression in cell cycle regulated. Mol. Biol. Cell **3**:1095–1105.
4280. Sun, L., and J. A. Fuchs. 1994. Regulation of the *Escherichia coli* *nrd* operon: role of DNA supercoiling. J. Bacteriol. **176**:4617–4626.
4281. Sun, T.-P., and R. E. Webster. 1986. *fii*, a bacterial locus required for filamentous phage infection, and its relation to colicin-tolerant *tolA* and *tolB*. J. Bacteriol. **165**:107–115.
4282. Sun, T.-P., and R. E. Webster. 1987. Nucleotide sequence of a gene cluster involved in entry of E colicins and single-stranded DNA of infecting filamentous bacteriophages into *Escherichia coli*. J. Bacteriol. **169**:2667–2674.
4283. Sun, X., R. Eliasson, E. Pontis, J. Andersson, G. Buist, B. M. Sjöberg, and P. Reichard. 1995. Generation of the glycol radical of the anaerobic *Escherichia coli* ribonucleotide reductase requires a specific activating enzyme. J. Biol. Chem. **270**:2443–2446.
4284. Sun, X. Y., J. Harder, M. Krook, H. Jörnvall, B.-M. Sjöberg, and P. Reichard. 1993. A possible glycine radical in anaerobic ribonucleotide reductase from *Escherichia coli*: nucleotide sequence of the cloned *nrdD* gene. Proc. Natl. Acad. Sci. USA **90**:577–581.
4285. Sundararajan, T. A. 1963. Interference with glycerokinase induction in mutants of *E. coli* accumulating gal-1-P. Proc. Natl. Acad. Sci. USA **50**:463–469.
4286. Sung, Y.-C., D. Parsell, P. M. Anderson, and J. A. Fuchs. 1987. Identification, mapping, and cloning of the gene encoding cyanase in *Escherichia coli* K-12. J. Bacteriol. **169**:2639–2642.
4287. Sung, Y.-C., and J. A. Fuchs. 1988. Characterization of the *cyn* operon in *Escherichia coli* K12. J. Biol. Chem. **263**:14769–14775.
4288. Sung, Y.-C., and J. A. Fuchs. 1992. The *Escherichia coli* K-12 *cyn* operon is positively regulated by a member of the *lysR* family. J. Bacteriol. **174**:3645–3650.
4289. Sung, Y.-C., P. M. Anderson, and J. A. Fuchs. 1987. Characterization of high-level expression and sequencing of the *Escherichia coli* K-12 *cynS* gene encoding cyanase. J. Bacteriol. **169**:5224–5230.
4290. Sunnarborg, A., D. J. Klump, T. Chung, and D. C. LaPorte. 1990. Regulation of the glyoxylate bypass operon: cloning and characterization of *iclR*. J. Bacteriol. **172**:2642–2649.
4291. Sunshine, M. G., and B. Kelly. 1971. Extent of host deletions associated with bacteriophage P2-mediated education. J. Bacteriol. **108**:695–704.
4292. Sunshine, M., and B. Sauer. 1975. A bacterial mutation blocking P2 phage late gene expression. Proc. Natl. Acad. Sci. USA **72**:2770–2774.
4293. Sunshine, M., M. Feiss, J. Stuart, and J. Yochem. 1977. A new host gene (*groPC*) necessary for lambda DNA replication. Mol. Gen. Genet. **151**:27–34.
4294. Suppmann, B., and G. Sawers. 1994. Isolation and characterization of hypophosphite-resistant mutants of *Escherichia coli*: identification of the FocA protein, encoded by the *pfl* operon, as a putative formate transporter. Mol. Microbiol. **11**:965–982.
4295. Surin, B. P., D. A. Jans, A. L. Fimmel, D. C. Shaw, G. B. Cox, and H. Rosenberg. 1984. Structural gene for the phosphate-repressible phosphate-binding protein of *Escherichia coli* has its own promoter: complete nucleotide sequence of the *phoS* gene. J. Bacteriol. **157**:772–778.
4296. Surin, B. P., H. Rosenberg, and G. B. Cox. 1985. Phosphate-specific transport system of *Escherichia coli*: nucleotide sequence and gene-polypeptide relationships. J. Bacteriol. **161**:189–198.
4297. Sutherland, L., J. Cairney, M. J. Elmore, I. R. Booth, and C. F. Higgins. 1986. Osmotic regulation of transcription: induction of the *proU* betaine transport gene is dependent on accumulation of intracellular potassium. J. Bacteriol. **168**:805–814.
4298. Sutherland, P., and L. McAlister-Henn. 1985. Isolation and expression of the *Escherichia coli* gene encoding malate dehydrogenase. J. Bacteriol. **163**:1074–1077.
4299. Sutton, A., T. Newman, M. Francis, and M. Freundlich. 1981. Valine-resistant *Escherichia coli* K-12 strains with mutations in the *ilvB* operon. J. Bacteriol. **148**:998–1001.
4300. Sutton, M. D., and J. M. Kaguni. 1995. Novel alleles of the *Escherichia coli* *dnaA* gene are defective in replication of pSC101 but not of *oriC*. J. Bacteriol. **177**:6657–6665.
4301. Sutton, M. D., and J. M. Kaguni. 1997. Novel alleles of the *Escherichia coli* *dnaA* gene. J. Mol. Biol. **271**:693–703.
4302. Sutton, M. R., R. R. Fall, A. M. Nervi, A. W. Alberts, P. R. Vagelos, and R. A. Bradshaw. 1977. Amino acid sequence of *Escherichia coli* biotin carboxyl carrier protein (9100). J. Biol. Chem. **252**:3934–3940.
4303. Suzuki, H., H. Kumagai, T. Echigo, and T. Tochikura. 1988. Molecular cloning of *Escherichia coli* K-12 *ggt* and rapid isolation of γ -glutamyl-transpeptidase. Biochem. Biophys. Res. Commun. **150**:33–38.
4304. Suzuki, H., H. Kumagai, T. Echigo, and T. Tochikura. 1989. DNA sequence of the *Escherichia coli* K-12 γ -glutamyltranspeptidase gene, *ggt*. J. Bacteriol. **171**:5169–5172.
4305. Suzuki, H., H. Kumagai, and T. Tochikura. 1987. Isolation, genetic mapping, and characterization of *Escherichia coli* K-12 mutants lacking γ -glutamyltranspeptidase. J. Bacteriol. **169**:3926–3931.
4306. Suzuki, H., W. Hashimoto, and H. Kumagai. 1993. *Escherichia coli* K-12 can utilize an exogenous γ -glutamyl peptide as an amino acid source, for which γ -glutamyltranspeptidase is essential. J. Bacteriol. **175**:6038–6040.
4307. Suzuki, H., Y. Van Heijenoort, T. Tamura, J. Mizoguchi, Y. Hirota, and J. Van Heijenoort. 1980. In vitro peptidoglycan polymerization catalyzed by penicillin binding protein 1b of *Escherichia coli* K-12. FEBS Lett. **110**:245–249.
4308. Suzuki, T., A. Itoh, S. Ichihara, and S. Mizushima. 1987. Characterization of the *sppA* gene coding for protease IV, a signal peptide peptidase of *Escherichia coli*. J. Bacteriol. **169**:2523–2528.
4309. Suzuki, T., C. Ueguchi, and T. Mizuno. 1996. H-NS regulates OmpF expression through *micF* antisense RNA in *Escherichia coli*. J. Bacteriol. **178**:3650–3653.
4310. Svitil, A. L., M. Cashel, and J. W. Zyskind. 1993. Guanosine tetraphosphate inhibits protein synthesis in vivo. A possible protective mechanism for starvation stress in *Escherichia coli*. J. Biol. Chem. **268**:2307–2311.
4311. Swanberg, S. L., and J. C. Wang. 1987. Cloning and sequencing of the *Escherichia coli* *gyrA* gene coding for the A subunit of DNA gyrase. J. Mol. Biol. **197**:729–736.
4312. Swedberg, G., S. Castensson, and O. Skold. 1979. Characterization of mutationally altered dihydropteroate synthase and its ability to form a sulfonamide-containing dihydrofolate analog. J. Bacteriol. **137**:129–136.
4313. Sweet, G., C. Gandor, R. Voegelé, N. Wittekindt, J. Beuerle, V. Truniger, E. C. C. Lin, and W. Boos. 1990. Glycerol facilitator of *Escherichia coli*: cloning of *glpF* and identification of the *glpF* product. J. Bacteriol. **172**:424–430.
4314. Swift, S., J. Kuhn, and G. S. Stewart. 1992. Selection and analysis of non-interactive mutants in the *Escherichia coli* tryptophan synthase alpha subunit. Mol. Gen. Genet. **233**:129–135.
4315. Swindle, J., J. Ajioka, D. Dawson, R. Myers, D. Carroll, and C. Georgopoulos. 1984. The nucleotide sequence of the *Escherichia coli* K12 *nusB* (*groNB*) gene. Nucleic Acids Res. **12**:4977–4985.
4316. Szekeley, E., and M. Simon. 1983. DNA sequence adjacent to flagellar genes and evolution of flagellar-phase variation. J. Bacteriol. **155**:74–81.
4317. Szentirmai, A., M. Szentirmai, and H. E. Umbarger. 1968. Isoleucine and valine metabolism of *Escherichia coli*. XV. Biochemical properties of mutants resistant to thiaisoleucine. J. Bacteriol. **95**:1672–1679.

4318. Szumanski, M. B., and S. M. Boyle. 1990. Analysis and sequence of the *speB* gene encoding agmatine ureohydrolase, a putrescine biosynthetic enzyme in *Escherichia coli*. *J. Bacteriol.* **172**:538–547.
4319. Szybalski, E. H., and W. Szybalski. 1982. A physical map of the *Escherichia coli bio* operon. *Gene* **19**:93–103.
4320. Ta, D. T., B. L. Seaton, and L. E. Vickery. 1992. Localization of the ferredoxin (*fdx*) gene on the physical map of the *Escherichia coli* chromosome. *J. Bacteriol.* **174**:5760–5761.
4321. Ta, D. T., and L. E. Vickery. 1992. Cloning, sequencing, and overexpression of a [2FE-2S] ferredoxin gene from *Escherichia coli*. *J. Biol. Chem.* **267**:11120–11125.
4322. Tabata, S., A. Oka, K. Sugimoto, M. Takanami, S. Yasuda, and Y. Hirota. 1983. The 245 base-pair *oriC* sequence of the *E. coli* chromosome directs bidirectional replication at an adjacent region. *Nucleic Acids Res.* **11**:2617–2626.
4323. Tabor, C. W., and H. Tabor. 1987. The *speEspeD* operon of *Escherichia coli*. Formation and processing of a proenzyme form of S-adenosylmethionine decarboxylase. *J. Biol. Chem.* **262**:16037–16040.
4324. Tabor, C. W., H. Tabor, and Q.-W. Xie. 1986. Spermidine synthase of *Escherichia coli*: localization of the *speE* gene. *Proc. Natl. Acad. Sci. USA* **83**:6040–6044.
4325. Tabor, H., E. W. Hafner, and C. W. Tabor. 1980. Construction of an *Escherichia coli* strain unable to synthesize putrescine, spermidine, or cadaverine: characterization of two genes controlling lysine decarboxylase. *J. Bacteriol.* **144**:952–956.
4326. Taglicht, D., E. Padan, and S. Schuldiner. 1991. Overproduction and purification of a functional Na⁺/H⁺ antiporter coded by *nhaA* (*ant*) from *Escherichia coli*. *J. Biol. Chem.* **266**:11289–11294.
4327. Takagi, J. S., N. Ida, M. Tokushige, H. Sakamoto, and Y. Shimura. 1985. Cloning and nucleotide sequence of the aspartase gene of *Escherichia coli* W. *Nucleic Acids Res.* **13**:2063–2074.
4328. Takahagi, M., H. Iwasaki, A. Nakata, and H. Shinagawa. 1991. Molecular analysis of the *Escherichia coli rwC* gene, which encodes a Holliday junction-specific endonuclease. *J. Bacteriol.* **173**:5747–5753.
4329. Takahashi, H. 1978. Genetic and physiological characterization of *Escherichia coli* K12 mutants (*tabC*) which induce the abortive infection of bacteriophage T4. *Virology* **87**:256–265.
4330. Takano, K., T. Nakamura, and M. Sekiguchi. 1991. Roles of two types of O⁶-methylguanine-DNA methyltransferases in DNA repair. *Mutat. Res.* **254**:37–44.
4331. Takano, K., Y. Nakabeppu, H. Maki, T. Horiuchi, and M. Sekiguchi. 1986. Structure and function of *dnaQ* and *mutD* mutators of *Escherichia coli*. *Mol. Gen. Genet.* **205**:9–13.
4332. Takase, I., F. Ishino, M. Wachi, H. Kamada, M. Doi, S. Asoh, H. Matsuzawa, T. Ohta, and M. Matsuhashi. 1987. Genes encoding two lipoproteins in the *leuS-dacA* region of the *Escherichia coli* chromosome. *J. Bacteriol.* **169**:5692–5699.
- 4332a. Takata, R., and L. A. Isaksson. 1978. The temperature sensitive mutant 72C. II. Accumulation at high temperature of ppGpp and pppGpp in the presence of protein synthesis. *Mol. Gen. Genet.* **161**:15–21.
4333. Takata, R., T. Mukai, and K. Hori. 1985. Attenuation and processing of RNA from the *rpsO-pnp* transcription unit of *Escherichia coli*. *Nucleic Acids Res.* **13**:7289–7297.
4334. Takata, R., T. Mukai, M. Aoyagi, and K. Hori. 1984. Nucleotide sequence of the gene for *Escherichia coli* ribosomal protein S15 (*rpsO*). *Mol. Gen. Genet.* **197**:225–229.
4335. Takayanagi, K., S. Maeda, and T. Mizuno. 1991. Expression of *micF* involved in porin synthesis in *Escherichia coli*: two distinct cis-acting elements respectively regulate *micF* expression positively and negatively. *FEMS Microbiol. Lett.* **67**:39–44.
4336. Takebe, Y., and Y. Kaziro. 1982. In vitro construction of the *tufB-lacZ* fusion: analysis of the regulatory mechanism of *tufB* promoter. *Mol. Gen. Genet.* **187**:355–363.
4337. Takeda, Y., A. Nishimura, Y. Nishimura, M. Yamada, S. Yasuda, H. Suzuki, and Y. Hirota. 1981. Synthetic ColE1 plasmids carrying genes for penicillin-binding protein in *Escherichia coli*. *Plasmid* **6**:86–98.
4338. Takeda, Y., and H. Avila. 1986. Structure and gene expression of the *E. coli* Mn-superoxide dismutase gene. *Nucleic Acids Res.* **14**:4577–4589.
4339. Takiff, H. E., S. M. Chen, and D. L. Court. 1989. Genetic analysis of the *mc* operon of *Escherichia coli*. *J. Bacteriol.* **171**:2581–2590.
4340. Takiff, H. E., T. Baker, T. Copeland, S. M. Chen, and D. L. Court. 1992. Locating essential *Escherichia coli* genes by using mini-Tn10 transposons: the *pdjX* operon. *J. Bacteriol.* **174**:1544–1553.
4341. Talarico, T. L., P. H. Ray, I. K. Dev, B. M. Merrill, and W. S. Dallas. 1992. Cloning, sequence analysis, and overexpression of *Escherichia coli folK*, the gene coding for 7,8-dihydro-6-hydroxymethylpterin-pyrophosphokinase. *J. Bacteriol.* **174**:5971–5977.
4342. Talens, A., K. Boon, B. Kraal, and L. Bosch. 1996. Translational activities of EF-Tu [G222D] which cannot be reconciled with the classical scheme of the polypeptide chain elongation cycle. *Biochem. Biophys. Res. Commun.* **225**:961–967.
4343. Tamaki, S., H. Matsuzawa, and M. Matsuhashi. 1980. Cluster of *mrda* and *mrdb* genes responsible for the rod shape and mecillinam sensitivity of *Escherichia coli*. *J. Bacteriol.* **141**:52–57.
4344. Tamaki, S., T. Sato, and M. Matsuhashi. 1971. Role of lipopolysaccharides in antibiotic resistance and bacteriophage adsorption of *Escherichia coli* K-12. *J. Bacteriol.* **105**:968–975.
4345. Tamura, F., S. Nishimura, and M. Ohki. 1984. The *E. coli divE* mutation, which differently inhibits synthesis of certain proteins, is in tRNA^{Ser}. *EMBO J.* **3**:1103–1107.
4346. Tamura, T., H. Suzuki, Y. Nishimura, J. Mizoguchi, and Y. Hirota. 1980. On the process of cellular division in *Escherichia coli*: isolation and characterization of penicillin-binding proteins 1a, 1b, and 3. *Proc. Natl. Acad. Sci. USA* **77**:4499–4503.
4347. Tanabe, H., J. Goldstein, M. Yang, and M. Inouye. 1992. Identification of the promoter region of the *Escherichia coli* major cold shock gene, *cspA*. *J. Bacteriol.* **174**:3867–3873.
4348. Tanaka, S., Y. Matsushita, A. Yoshikawa, and K. Isono. 1989. Cloning and molecular characterization of the gene *rmlL* which encodes an enzyme acetylating ribosomal protein L12 of *Escherichia coli* K12. *Mol. Gen. Genet.* **217**:289–293.
4349. Tao, J. S., and E. E. Ishiguro. 1989. Nucleotide sequence of the *murE* gene of *Escherichia coli*. *Can. J. Microbiol.* **35**:1051–1054.
4350. Tao, K. 1997. *oxyR*-dependent induction of *Escherichia coli grx* gene expression by peroxide stress. *J. Bacteriol.* **179**:5967–5970.
4351. Tao, K., K. Makino, S. Yonei, A. Nakata, and H. Shinagawa. 1989. Molecular cloning and nucleotide sequencing of *oxyR*, the positive regulatory gene of a regulon for an adaptive response to oxidative stress in *Escherichia coli*: homologies between OxyR protein and a family of bacterial activator proteins. *Mol. Gen. Genet.* **218**:371–376.
4352. Tapio, S., F. Yeh, H. Shuman, and W. Boos. 1991. The *malZ* gene of *Escherichia coli*, a member of the maltose regulon, encodes a maltodextrin glucosidase. *J. Biol. Chem.* **266**:19450–19458.
4353. Tarasevicene, L., A. Miczak, and D. Apirion. 1991. The gene specifying RNase E (*rne*) and a gene affecting mRNA stability (*ams*) are the same gene. *Mol. Microbiol.* **5**:851–855.
4354. Tarasevicene, L., G. R. Bjork, and B. E. Uhlin. 1995. Evidence for an RNA binding region in the *Escherichia coli* processing endoribonuclease RNase E. *J. Biol. Chem.* **270**:26391–26398.
4355. Tardat, B., and D. Touati. 1991. Two global regulators repress the anaerobic expression of MnSOD in *Escherichia coli*: Fur (ferric uptake regulation) and Arc (aerobic respiration control). *Mol. Microbiol.* **5**:455–465.
4356. Tartaglia, L. A., G. Storz, and B. N. Ames. 1989. Identification and molecular analysis of *oxyR*-regulated promoters important for the bacterial adaptation to oxidative stress. *J. Mol. Biol.* **210**:709–719.
4357. Taschner, P. E. M., J. G. J. Verest, and C. L. Woldring. 1987. Genetic and morphological characterization of *ftsB* and *nrdb* mutants of *Escherichia coli*. *J. Bacteriol.* **169**:19–25.
4358. Tate, C. G., J. A. Muiry, and P. J. F. Henderson. 1992. Mapping, cloning, expression, and sequencing of the *rhaT* gene, which encodes a novel L-rhamnose-H⁺ transport protein in *Salmonella typhimurium* and *Escherichia coli*. *J. Biol. Chem.* **267**:6923–6932.
4359. Tate, C. G., and P. J. F. Henderson. 1993. Membrane topology of the L-rhamnose-H⁺ transport protein (RhaT) from enterobacteria. *J. Biol. Chem.* **268**:26850–26857.
4360. Taucher-Scholz, G., and H. Hoffmann-Berling. 1983. Identification of the gene for DNA helicase II of *Escherichia coli*. *Eur. J. Biochem.* **137**:573–580.
4361. Taura, T., C. Ueguchi, K. Shiba, and K. Ito. 1992. Insertional disruption of the *nusB* (*ssyB*) gene leads to cold-sensitive growth of *Escherichia coli* and suppression of the *secY24* mutation. *Mol. Gen. Genet.* **234**:429–432.
4362. Taura, T., T. Baba, Y. Akiyama, and K. Ito. 1993. Determinants of the quantity of the stable SecY complex in the *Escherichia coli* cell. *J. Bacteriol.* **175**:7771–7775.
4363. Tawa, P., and R. C. Stewart. 1994. Mutational activation of CheA, the protein kinase in the chemotaxis system of *Escherichia coli*. *J. Bacteriol.* **176**:4210–4218.
4364. Taylor, A. F. 1992. Movement and resolution of Holliday junctions by enzymes from *E. coli*. *Cell* **69**:1063–1065.
4365. Taylor, A. F., and G. R. Smith. 1995. Monomeric RecBCD enzyme binds and unwinds DNA. *J. Biol. Chem.* **270**:24451–24458.
4366. Taylor, A. F., and G. R. Smith. 1995. Strand specificity of nicking of DNA at Chi sites by RecBCD enzyme. Modulation by ATP and magnesium levels. *J. Biol. Chem.* **270**:24459–24467.
4367. Taylor, A. F., P. G. Siciliano, and B. Weiss. 1980. Cloning of the *dut* (deoxyuridine triphosphatase) gene of *Escherichia coli*. *Gene* **9**:321–336.
4368. Taylor, A. L. 1970. Current linkage map of *Escherichia coli*. *Bacteriol. Rev.* **34**:155–175.
4369. Taylor, A. L., and C. D. Trotter. 1967. Revised linkage map of *Escherichia coli*. *Bacteriol. Rev.* **31**:332–353.
4370. Taylor, A. L., and E. A. Adelberg. 1960. Linkage analysis with very high frequency males of *Escherichia coli*. *Genetics* **45**:1233–1243.
4371. Taylor, A. L., and M. S. Thoman. 1964. The genetic map of *Escherichia coli* K-12. *Genetics* **50**:659–663.

4372. Taylor, D. E., Y. Hou, R. J. Turner, and J. H. Weiner. 1994. Location of a potassium tellurite resistance operon (*tehA tehB*) within the terminus of *Escherichia coli* K-12. *J. Bacteriol.* **176**:2740–2742.
4373. Taylor, J., J. R. Bedbrook, F. J. Grant, and A. Kleinhofs. 1983. Reconstitution of plant nitrate reductase by *Escherichia coli* extracts and the molecular cloning of *chlA* gene of *Escherichia coli* K-12. *J. Mol. Appl. Genet.* **2**:261–271.
4374. Taylor, R. K., M. N. Hall, L. Enquist, and T. J. Silhavy. 1981. Identification of OmpR: a positive regulatory protein controlling expression of the major outer membrane matrix porin proteins of *Escherichia coli* K-12. *J. Bacteriol.* **147**:255–258.
4375. Taylor, R. K., S. Garrett, E. J. Sodergren, and T. J. Silhavy. 1985. Mutations that define the promoter of *ompF*, a gene specifying a major outer membrane porin protein. *J. Bacteriol.* **162**:1054–1060.
4376. Taylor, W. E., D. B. Straus, A. D. Grossman, Z. F. Burton, C. A. Gross, and R. R. Burgess. 1984. Transcription from a heat-inducible promoter causes heat shock regulation of the sigma subunit of *E. coli* RNA polymerase. *Cell* **38**:371–381.
4377. Taylor, W. E., and R. R. Burgess. 1979. *Escherichia coli* RNA polymerase binding and initiation of transcription on fragments of λ *rif^d* 18 DNA containing promoters for λ genes and for *rmB*, *tuFB*, *rplC*, *A*, *rplJ*, *L*, and *rpoB,C* genes. *Gene* **6**:331–365.
4378. Tecklenburg, M., A. Naumer, O. Nagappan, and P. Kuempel. 1995. The *dif* resolvase locus of the *Escherichia coli* chromosome can be replaced by a 33-bp sequence, but function depends on location. *Proc. Natl. Acad. Sci. USA* **92**:1352–1356.
4379. Tedeschi, G., A. Negri, M. Mortarino, F. Cecilian, T. Simonic, L. Faotto, and S. Ronchi. 1996. L-Aspartate oxidase from *Escherichia coli*. II. Interaction with C4 dicarboxylic acids and identification of a novel L-aspartate: fumarate oxidoreductase activity. *Eur. J. Biochem.* **239**:427.
4380. Tei, H., K. Murata, and A. Kimura. 1990. Molecular cloning of the *cys* genes (*cysD*, *cysH*, *cysI*, *cysJ*, and *cysG*) responsible for cysteine biosynthesis in *Escherichia coli* K-12. *Biotechnol. Appl. Biochem.* **12**:212–216.
4381. Tei, H., K. Murata, and A. Kimura. 1990. Structure and expression of *cysX*, the second gene in the *Escherichia coli* K-12 *cysE* locus. *Biochem. Biophys. Res. Commun.* **167**:948–955.
4382. Tei, H., K. Watanabe, K. Murata, and A. Kimura. 1990. Analysis of the *Escherichia coli* K-12 *cysB* gene and its product using the method of gene fusion. *Biochem. Biophys. Res. Commun.* **167**:962–969.
4383. Tenson, T., A. DeBlasio, and A. Mankin. 1996. A functional peptide encoded in the *Escherichia coli* 23S rRNA. *Proc. Natl. Acad. Sci. USA* **93**:5641–5646.
4384. Tenson, T., and A. Mankin. 1995. Comparison of functional peptide encoded in the *Escherichia coli* 23S rRNA with other peptides involved in cis-regulation of translation. *Biochem. Cell Biol.* **73**:1061–1070.
4385. Teo, I., B. Sedwick, M. W. Kilpatrick, T. V. McCarthy, and T. Lindahl. 1986. The intracellular signal for induction of resistance to alkylating agents in *E. coli*. *Cell* **45**:315–324.
4386. Tesfa-Selase, F., and W. T. Drabble. 1992. Regulation of the *gua* operon of *Escherichia coli* by the DnaA protein. *Mol. Gen. Genet.* **231**:256–264.
4387. Teslyar, G. E., and G. M. Shavlovskii. 1983. Localization of genes coding cyclohexrolase [cyclohydrolase] II and riboflavin synthase on the *Escherichia coli* K-12 chromosome. *Cytol. Genet.* **17**:57–59.
4388. Tessman, I., J. S. Fassler, and D. C. Bennett. 1982. Relative map location of the *rep* and *rho* genes of *Escherichia coli*. *J. Bacteriol.* **151**:1637–1640.
4389. Tetart, F., and J. P. Bouché. 1992. Regulation of the expression of the cell-cycle gene *ftsZ* by DicF antisense RNA. Division does not require a fixed number of FtsZ molecules. *Mol. Microbiol.* **6**:615–620.
- 4389a. Textor, S., V. F. Wendisch, A. A. De Graaf, U. Muller, M. I. Linder, and D. Linder. 1997. Propionate oxidation in *Escherichia coli*: evidence for operation of a methylcitrate cycle in bacteria. *Arch. Microbiol.* **168**:428–436.
4390. Thaller, M. C., S. Schippa, A. Bonci, S. Cresti, and G. M. Rossolini. 1997. Identification of the gene (*aphA*) encoding the class B acid phosphatase/phosphotransferase of *Escherichia coli* MG1655 and characterization of its product. *FEMS Microbiol. Lett.* **146**:191–198.
4391. Thapar, R., E. M. Nicholson, P. Rajagopal, E. B. Waygood, J. M. Scholtz, and R. E. Klevit. 1996. Influence of N-cap mutations on the structure and stability of *Escherichia coli* HPr. *Biochemistry* **35**:11268–11277.
4392. Theall, G., K. B. Low, and D. Soll. 1979. Regulation of the biosynthesis of aminoacyl-tRNA synthetases and of tRNA in *Escherichia coli*. IV. Mutants with increased levels of leucyl- or seryl-tRNA synthetase. *Mol. Gen. Genet.* **169**:205–211.
4393. Thelen, P., T. Tsuchiya, and E. B. Goldberg. 1991. Characterization and mapping of a major Na⁺/H⁺ antiporter gene of *Escherichia coli*. *J. Bacteriol.* **173**:6553–6557.
4394. Thirion, J. P., and M. Hofnung. 1972. On some genetic aspects of phage λ resistance in *E. coli* K12. *Genetics* **71**:207–216.
4395. Thomas, A., and R. G. Lloyd. 1980. Altered regulation of the *recA* gene in *Escherichia coli* strains carrying a *recA*-linked suppressor of *lexA*. *Mol. Gen. Genet.* **179**:355–358.
4396. Thomas, C. D., J. Modha, T. M. Razzaq, P. M. Cullis, and A. J. Rivett. 1993. Controlled high-level expression of the *lon* gene of *Escherichia coli* allows overproduction of Lon protease. *Gene* **136**:237–242.
4397. Thomas, J. A., and M. A. Valvano. 1993. Role of *tol* genes in cloacin DF13 susceptibility of *Escherichia coli* K-12 strains expressing the cloacin DF13-aerobactin receptor *lutA*. *J. Bacteriol.* **175**:548–552.
4398. Thomas, M. S., and M. Nomura. 1987. Translational regulation of the L11 ribosomal protein operon of *Escherichia coli*: mutations that define the target site for repression by L1. *Nucleic Acids Res.* **15**:3085–3096.
4399. Thomas, M. S., and W. T. Drabble. 1984. Molecular cloning and characterization of the *gua* regulatory region of *Escherichia coli* K12. *Mol. Gen. Genet.* **195**:238–245.
4400. Thomas, M. S., and W. T. Drabble. 1985. Nucleotide sequence and organization of the *gua* promoter region of *Escherichia coli*. *Gene* **36**:45–53.
4401. Thomas, S. D., and P. M. Jordan. 1986. Nucleotide sequence of the *hemC* locus encoding porphobilinogen deaminase of *Escherichia coli* K12. *Nucleic Acids Res.* **14**:6215–6226.
4402. Thome, B. M., H. K. Hoffschulte, E. Schiltz, and M. Muller. 1990. A protein with sequence identity to Skp (FirA) supports protein translocation into plasma membrane vesicles of *Escherichia coli*. *FEBS Lett.* **269**:113–116.
4403. Thome, B. M., and M. Muller. 1991. Skp is a periplasmic *Escherichia coli* protein requiring SecA and SecY for export. *Mol. Microbiol.* **5**:2815–2821.
4404. Thomson, G. J., G. J. Howlett, A. E. Ashcroft, and A. Berry. 1998. The *dhnA* gene of *Escherichia coli* encodes a class I fructose biphosphate aldolase. *Biochem. J.* **331**:437–445.
4405. Thony, B., D. S. Hwang, L. Fradkin, and A. Kornberg. 1991. *iciA*, an *Escherichia coli* gene encoding a specific inhibitor of chromosomal initiation of replication in vitro. *Proc. Natl. Acad. Sci. USA* **88**:4066–4070.
4406. Thony-Meyer, L., F. Fischer, P. Kunzler, D. Ritz, and H. Hennecke. 1995. *Escherichia coli* genes required for cytochrome *c* maturation. *J. Bacteriol.* **177**:4321–4326.
4407. Thorbjarnardottir, S., H. Uemura, T. Dingermann, T. Rafner, S. Thorsteinsdottir, D. Soll, and G. Eggertsson. 1985. *Escherichia coli* *supH* suppressor: temperature-sensitive missense suppression caused by an anticodon change in tRNA^{Ser}. *J. Bacteriol.* **161**:207–211.
4408. Thorbjarnardottir, S., R. A. Magnusdottir, and G. Eggertsson. 1978. Mutations generalizing resistance to aminoglycoside antibiotics in *Escherichia coli*. *Mol. Gen. Genet.* **161**:89–98.
4409. Thorbjarnardottir, S., T. Dingermann, T. Rafnar, O. S. Andresson, D. Soll, and G. Eggertsson. 1985. Leucine tRNA family of *Escherichia coli*: nucleotide sequence of the *supP*(Am) suppressor gene. *J. Bacteriol.* **161**:219–222.
4410. Thorne, G. M., and L. M. Corwin. 1975. Mutations affecting aromatic amino acid transport in *Escherichia coli* and *Salmonella typhimurium*. *J. Gen. Microbiol.* **90**:203–216.
4411. Thorne-Holst, M., L. Thony-Meyer, and L. Hederstedt. 1997. *Escherichia coli* *ccm* in-frame deletion mutants can produce periplasmic cytochrome *b* but not cytochrome *c*. *FEBS Lett.* **410**:351–355.
4412. Tiedeman, A., J. Keyhani, J. Kamholz, H. A. Damm III, J. S. Gots, and J. M. Smith. 1989. Nucleotide sequence analysis of the *purEK* operon encoding 5' phosphoribosyl-5-aminoimidazole carboxylase of *Escherichia coli* K-12. *J. Bacteriol.* **171**:205–212.
4413. Tiedeman, A., and J. M. Smith. 1985. Nucleotide sequence of the *guaB* locus encoding IMP dehydrogenase of *Escherichia coli* K12. *Nucleic Acids Res.* **13**:1303–1316.
4414. Tiedeman, A., J. M. Smith, and H. Zalkin. 1985. Nucleotide sequence of the *guaA* gene encoding GMP synthetase of *Escherichia coli* K12. *J. Biol. Chem.* **260**:8676–8679.
4415. Tiedeman, A. A., D. J. DeMarini, J. Parker, and J. M. Smith. 1990. DNA sequence of the *purC* gene encoding 5'-phosphoribosyl-5-aminoimidazole-4-*N*-succinocarboxamide synthetase and organization of the *dapA-purC* region of *Escherichia coli* K-12. *J. Bacteriol.* **172**:6035–6041.
4416. Tilly, K., H. Murialdo, and C. Georgopoulos. 1981. Identification of a second *Escherichia coli* *groE* gene whose product is necessary for bacteriophage morphogenesis. *Proc. Natl. Acad. Sci. USA* **78**:1629–1633.
- 4416a. Timms, A. R., and B. A. Bridges. 1998. Reversion of the tyrosine ochre strain *Escherichia coli* WU3610 under starvation conditions depends on a new gene *tas*. *Genetics* **148**:1627–1635.
4417. Tisa, L. S., and J. Adler. 1995. Chemotactic properties of *Escherichia coli* mutants having abnormal Ca²⁺ content. *J. Bacteriol.* **177**:7112–7118.
- 4417a. Tobe, T., C. Sasakawa, N. Okada, Y. Honma, and M. Yoshikawa. 1992. *vacB*, a novel chromosomal gene required for expression of virulence genes on the large plasmid of *Shigella flexneri*. *J. Bacteriol.* **174**:6359–6367.
4418. Tobe, T., K. Ito, and T. Yura. 1984. Isolation and physical mapping of temperature-sensitive mutants defective in heat shock induction of proteins in *Escherichia coli*. *Mol. Gen. Genet.* **195**:10–16.
4419. Tobe, T., N. Kusukawa, and T. Yura. 1987. Suppression of *rpoH* (*htpR*) mutations of *Escherichia coli*: heat shock response in *suH4* revertants. *J. Bacteriol.* **169**:4128–4134.
4420. Tobey, K. L., and G. A. Grant. 1986. The nucleotide sequence of the *serA* gene of *Escherichia coli* and the amino acid sequence of the encoded

- protein, D-3-phosphoglycerate dehydrogenase. *J. Biol. Chem.* **261**:12179–12183.
4421. **Tobin, J. F., and R. Schleif.** 1987. Positive regulation of the *Escherichia coli* rhamnose operon is mediated by the products of tandemly repeated regulatory genes. *J. Mol. Biol.* **196**:789–799.
4422. **Tokunaga, M., J. M. Loranger, S.-Y. Chang, M. Regue, S. Chang, and H. C. Wu.** 1985. Identification of prolipoprotein signal peptidase and genomic organization of the *lsp* gene in *Escherichia coli*. *J. Biol. Chem.* **260**:5610–5615.
4423. **Tolner, J., B. Poolman, B. Wallace, and W. N. Konings.** 1992. Revised nucleotide sequence of the *glpP* gene, which encodes the proton-glutamate-aspartate transport protein of *Escherichia coli* K-12. *J. Bacteriol.* **174**:2391–2393.
4424. **Tomasiewicz, H. G., and C. S. McHenry.** 1987. Sequence analysis of the *Escherichia coli* *dnaE* gene. *J. Bacteriol.* **169**:5735–5744.
4425. **Tomioka, S., T. Nikaido, T. Miyakawa, and M. Matsuhashi.** 1983. Mutation of the *N*-acetylmuramyl-L-alanine amidase gene of *Escherichia coli*. *J. Bacteriol.* **156**:463–465.
4426. **Tommassen, J., and B. Lugtenberg.** 1981. Localization of *phoE*, the structural gene for outer membrane protein e in *Escherichia coli* K-12. *J. Bacteriol.* **147**:118–123.
4427. **Tommassen, J., and B. Lugtenberg.** 1980. Outer membrane protein e of *Escherichia coli* K-12 is co-regulated with alkaline phosphatase. *J. Bacteriol.* **143**:151–157.
4428. **Tommassen, J., K. Eiglmeier, S. T. Cole, P. Overduin, T. J. Larson, and W. Boos.** 1991. Characterization of two genes, *glpQ* and *ugpQ*, encoding glycerophosphoryl diester phosphodiesterases of *Escherichia coli*. *Mol. Gen. Genet.* **226**:321–327.
4429. **Tommassen, J., M. Koster, and P. Overduin.** 1987. Molecular analysis of the promoter region of the *Escherichia coli* K-12 *phoE* gene. Identification of an element, upstream from the promoter, required for the efficient expression of *phoE* protein. *J. Mol. Biol.* **198**:633–641.
4430. **Tommassen, J., P. deGeus, B. Lugtenberg, J. Hackett, and P. R. Reeves.** 1982. Regulation of the *pho* regulon of *Escherichia coli* K-12. Cloning of the regulator genes *phoB* and *phoR* and identification of their gene products. *J. Mol. Biol.* **157**:265–274.
4431. **Tommassen, J., P. Hiemstra, P. Overduin, and B. Lugtenberg.** 1984. Cloning of *phoM*, a gene involved in regulation of the synthesis of phosphate limitation inducible proteins in *Escherichia coli* K-12. *Mol. Gen. Genet.* **195**:190–194.
4432. **Tommassen, J., P. Overduin, B. Lugtenberg, and H. Bergmans.** 1982. Cloning of *phoE*, the structural gene for the *Escherichia coli* phosphate limitation-inducible outer membrane pore protein. *J. Bacteriol.* **149**:668–672.
4433. **Tommassen, J., P. van der Ley, A. van der Ende, H. Bergmans, and B. Lugtenberg.** 1982. Cloning of *ompF*, the structural gene for an outer membrane pore protein of *Escherichia coli* K12: physical localization and homology with the *phoE* gene. *Mol. Gen. Genet.* **185**:105–110.
4434. **Tomochika, K.-I., and J.-S. Hong.** 1978. Transport-defective *Escherichia coli* *cef* mutant permeable to protons and nucleotides. *J. Bacteriol.* **133**:1008–1014.
4435. **Tomoyasu, T., T. Yuki, S. Morimura, H. Mori, K. Yamanaka, H. Niki, S. Hiraga, and T. Ogura.** 1993. The *Escherichia coli* FtsH protein is a prokaryotic member of a protein family of putative ATPases involved in membrane functions, cell cycle control, and gene expression. *J. Bacteriol.* **175**:1344–1351.
4436. **Tong, S., A. Porco, T. Isturiz, and T. Conway.** 1996. Cloning and molecular genetic characterization of the *Escherichia coli* *gntR*, *gntK*, and *gntU* genes of GntI, the main system for gluconate metabolism. *J. Bacteriol.* **178**:3260–3269.
4437. **Toone, M., K. E. Rudd, and J. D. Friesen.** 1991. *dead*, a new *Escherichia coli* gene encoding a presumed ATP-dependent RNA helicase, can suppress a mutation in *rpsB*, the gene encoding ribosomal protein S2. *J. Bacteriol.* **173**:3291–3302.
4438. **Toone, W. M., K. E. Rudd, and J. D. Friesen.** 1992. Mutations causing aminotriazole resistance and temperature sensitivity reside in *gyrB*, which encodes the B subunit of DNA gyrase. *J. Bacteriol.* **174**:5479–5481.
4439. **Toothman, P.** 1981. Restriction alleviation by bacteriophage lambda and lambda reverse. *J. Virol.* **38**:621–631.
4440. **Tormo, A., M. Almiron, and R. Kolter.** 1990. *surA*, an *Escherichia coli* gene essential for survival in stationary phase. *J. Bacteriol.* **172**:4339–4347.
4441. **Torres-Cabassa, A. S., and S. Gottesman.** 1987. Capsule synthesis in *Escherichia coli* K-12 is regulated by proteolysis. *J. Bacteriol.* **169**:981–989.
4442. **Torrey, T. A., T. Atlung, and T. Kogoma.** 1984. *dnaA* suppressor (*dasF*) mutants of *Escherichia coli* are stable DNA replication (*sdrA/mh*) mutants. *Mol. Gen. Genet.* **196**:350–355.
4443. **Torriani, A., and F. Rothman.** 1961. Mutants of *Escherichia coli* constitutive for alkaline phosphatase. *J. Bacteriol.* **81**:835–836.
4444. **Tosa, T., and L. I. Pizer.** 1971. Biochemical bases for the antimetabolite action of L-serine hydroxamate. *J. Bacteriol.* **106**:972–982.
- 4444a. **Totemeyer, S., N. A. Booth, W. W. Nichols, B. Dunbar, and I. R. Booth.** 1998. From famine to feast: the role of methylglyoxal production in *Escherichia coli*. *Mol. Microbiol.* **27**:553–562.
4445. **Touati, D.** 1983. Cloning and mapping of the manganese superoxide dismutase gene (*sodA*) of *Escherichia coli* K-12. *J. Bacteriol.* **155**:1078–1087.
4446. **Touati, E., and A. Danchin.** 1987. The structure of the promoter and amino terminal region of the pH 2.5 acid phosphatase structural gene (*appA*) of *E. coli*: a negative control of transcription mediated by cyclic AMP. *Biochimie* **69**:215–221.
4447. **Touati, E., E. Dassa, J. Dassa, P. L. Boquet, and D. Touati.** 1991. Are *appR* and *katF* the same *Escherichia coli* gene encoding a new sigma transcription initiation factor? *Res. Microbiol.* **142**:29–36.
4448. **Touati, E., E. Dassa, and P. L. Boquet.** 1986. Pleiotropic mutations in *appR* reduce pH 2.5 acid phosphatase expression and restore succinate utilization in CRP-deficient strains of *Escherichia coli*. *Mol. Gen. Genet.* **202**:257–264.
4449. **Tougu, K., and K. J. Marians.** 1996. The interaction between helicase and primase sets the replication fork clock. *J. Biol. Chem.* **271**:21398–21405.
4450. **Tran, P. V., T. A. Bannor, S. Z. Doktor, and B. P. Nichols.** 1990. Chromosomal organization and expression of *Escherichia coli* *pabA*. *J. Bacteriol.* **172**:397–410.
4451. **Traub, I., S. Gaisser, and V. Braun.** 1993. Activity domains of the TonB protein. *Mol. Microbiol.* **8**:409–423.
4452. **Traub, I., and V. Braun.** 1994. Energy-coupled colicin transport through the outer membrane of *Escherichia coli* K-12: mutated TonB proteins alter receptor activities and colicin uptake. *FEMS Microbiol. Lett.* **119**:65–70.
4453. **Trchunian, A. A., and A. V. Vasilian.** 1993. ATPase activity and K⁺ transport in membranes of anaerobically grown *trk*⁻ mutants of *Escherichia coli*. *Biokhimiya* **58**:1062–1070. (In Russian with English summaries.)
4454. **Treat, M. L., M. L. Weaver, M. R. Emmett, and J. R. Johnson.** 1984. Mutagenesis of the *meiJBLF* gene cluster with transposon Tn5: localization of the *metF* transcription unit. *Mol. Gen. Genet.* **193**:370–375.
4455. **Trempey, J. E., J. E. Kirby, and S. Gottesman.** 1994. Alp suppression of Lon: dependence on the *slpA* gene. *J. Bacteriol.* **176**:2061–2067.
4456. **Triggs-Raine, B. L., B. W. Doble, M. R. Mulvey, P. A. Sorby, and P. C. Loewen.** 1988. Nucleotide sequence of *katG*, encoding catalase HPI of *Escherichia coli*. *J. Bacteriol.* **170**:4415–4419.
4457. **Triggs-Raine, B. L., and P. C. Loewen.** 1987. Physical characterization of *katG*, encoding catalase HPI of *Escherichia coli*. *Gene* **52**:121–128.
4458. **Trimman, K. L.** 1995. Mutational analysis of 16S ribosomal RNA structure and function in *Escherichia coli*. *Adv. Genet.* **33**:1–39.
4459. **Trimbur, D. E., and R. P. Mortlock.** 1991. Isolation and characterization of *Escherichia coli* mutants able to utilize the novel pentose L-ribose. *J. Bacteriol.* **173**:2459–2464.
4460. **Trisler, P., and S. Gottesman.** 1984. *lon* transcriptional regulation of genes necessary for capsular polysaccharide synthesis in *Escherichia coli* K-12. *J. Bacteriol.* **160**:184–191.
4461. **Tristram, H., and S. Neale.** 1968. The activity and specificity of the proline permease in wild-type and analogue-resistant strains of *Escherichia coli*. *J. Gen. Microbiol.* **50**:121–137.
4462. **Tropp, B. E.** 1997. Cardiolipin synthase from *Escherichia coli*. *Biochim. Biophys. Acta* **1348**:192–200.
4463. **Tropp, B. E., L. Ragolia, W. Xia, W. Dowhan, R. Milkman, K. E. Rudd, R. Ivanisevic, and D. J. Savic.** 1995. Identity of the *Escherichia coli* *cls* and *nov* genes. *J. Bacteriol.* **177**:5155–5157.
4464. **Troup, B., M. Jahn, C. Hungerer, and D. Jahn.** 1994. Isolation of the *hemF* operon containing the gene for the *Escherichia coli* aerobic coproporphyrinogen III oxidase by in vivo complementation of a yeast *HEM13* mutant. *J. Bacteriol.* **176**:673–680.
4465. **Trower, M. K.** 1993. PCR cloning, sequence analysis and expression of the *cybC* genes encoding soluble cytochrome b-562 from *Escherichia coli* B strain OP7 and K strain NM522. *Biochim. Biophys. Acta* **1143**:109–111.
4466. **Trucksis, M., D. J. Zabel, and R. E. Depew.** 1981. *Escherichia coli* and *Salmonella typhimurium* *supX* genes specify deoxyribonucleic acid topoisomerase. *J. Bacteriol.* **147**:679–681.
4467. **Trucksis, M., and R. E. Depew.** 1981. Identification and localization of a gene that specifies production of *Escherichia coli* DNA topoisomerase. *Proc. Natl. Acad. Sci. USA* **78**:2164–2168.
4468. **Trun, N. J., and S. Gottesman.** 1990. On the bacterial cell cycle: *Escherichia coli* mutants with altered ploidy. *Genes Dev.* **4**:2036–2047.
4469. **Trun, N. J., and S. Gottesman.** 1991. Characterization of *Escherichia coli* mutants with altered ploidy. *Res. Microbiol.* **142**:195–200.
4470. **Trun, N. J., S. Gottesman, and A. Lobner-Olesen.** 1991. Analysis of *Escherichia coli* mutants with altered DNA content. *Cold Spring Harbor Symp. Quant. Biol.* **56**:353–358.
4471. **Trun, N. J., and T. J. Silhavy.** 1987. Characterization and in vivo cloning of *prlC*, a suppressor of signal sequence mutations in *Escherichia coli* K12. *Genetics* **116**:513–521.
4472. **Trun, N. J., and T. J. Silhavy.** 1989. *PrlC*, a suppressor of signal sequence mutations in *Escherichia coli*, can direct the insertion of the signal sequence into the membrane. *J. Mol. Biol.* **205**:665–676.
4473. **Truniger, V., and W. Boos.** 1994. Mapping and cloning of *gldA*, the struc-

- tural gene of the *Escherichia coli* glycerol dehydrogenase. *J. Bacteriol.* **176**:1796–1800.
4474. **Truniger, V., W. Boos, and G. Sweet.** 1992. Molecular analysis of the *glpFKX* regions of *Escherichia coli* and *Shigella flexneri*. *J. Bacteriol.* **174**:6981–6991.
4475. **Truong, Q. C., J. C. Nguyen Van, D. Shlaes, L. Gutmann, and N. J. Moreau.** 1997. A novel, double mutation in DNA gyrase A of *Escherichia coli* conferring resistance to quinolone antibiotics. *Antimicrob. Agents Chemother.* **41**:85–90.
4476. **Tsai-Wu, J. J., H. F. Liu, and A. L. Lu.** 1992. *Escherichia coli* MutY protein has both N-glycosylase and apurinic/aprimidinic endonuclease activities on A · C and A · G mispairs. *Proc. Natl. Acad. Sci. USA* **89**:8779–8783.
4477. **Tsai-Wu, J. J., J. P. Radicella, and A. L. Lu.** 1991. Nucleotide sequence of the *Escherichia coli* *micA* gene required for A/G-specific mismatch repair: identity of *micA* and *mutY*. *J. Bacteriol.* **173**:1902–1910.
4478. **Tsaneva, I. R., B. Muller, and S. C. West.** 1992. ATP-dependent branch migration of Holliday junctions promoted by the RuvA and RuvB proteins of *E. coli*. *Cell* **69**:1171–1180.
4479. **Tsaneva, I. R., B. Muller, and S. C. West.** 1993. RuvA and RuvB proteins of *Escherichia coli* exhibit DNA helicase activity in vitro. *Proc. Natl. Acad. Sci. USA* **90**:1315–1319.
4480. **Tsaneva, I. R., and B. Weiss.** 1990. *soxR*, a locus governing a superoxide response regulon in *Escherichia coli* K-12. *J. Bacteriol.* **172**:4197–4205.
4481. **Tsay, J. T., W. Oh, T. J. Larson, S. Jackowski, and C. O. Rock.** 1992. Isolation and characterization of the beta-ketoacyl-acyl carrier protein synthase III gene (*fabH*) from *Escherichia coli* K-12. *J. Biol. Chem.* **267**:6807–6814.
4482. **Tse-Dinh, Y.-C., and J. C. Wang.** 1986. Complete nucleotide sequence of the *topA* gene encoding *Escherichia coli* DNA topoisomerase I. *J. Mol. Biol.* **191**:321–331.
4483. **Tso, J. Y., H. Zalkin, M. van Cleemput, C. Yanofsky, and J. M. Smith.** 1982. Nucleotide sequence of *Escherichia coli* *purF* and deduced amino acid sequence of glutamine phosphoribosylpyrophosphate amidotransferase. *J. Biol. Chem.* **257**:3525–3531.
4484. **Tsuchido, T., R. A. VanBogelen, and F. C. Neidhardt.** 1986. Heat shock response in *Escherichia coli* influences cell division. *Proc. Natl. Acad. Sci. USA* **83**:6959–6963.
4485. **Tsuchihashi, Z., and A. Kornberg.** 1989. ATP interactions of the tau and gamma subunits of DNA polymerase III holoenzyme of *Escherichia coli*. *J. Biol. Chem.* **264**:17790–17795.
4486. **Tsuchihashi, Z., and A. Kornberg.** 1990. Translational frameshifting generates the gamma subunit of DNA polymerase III holoenzyme. *Proc. Natl. Acad. Sci. USA* **87**:2516–2520.
4487. **Tsui, H.-C. T., G. Feng, and M. E. Winkler.** 1996. Transcription of the *mutL* repair, *miaA* tRNA modification, *hfq* pleiotropic regulator, and *hflA* region protease genes of *Escherichia coli* K-12 from clustered Eσ³²-specific promoters during heat shock. *J. Bacteriol.* **178**:5719–5731.
4488. **Tsui, H. C., G. Feng, and M. E. Winkler.** 1997. Negative regulation of *mutS* and *mutH* repair gene expression by the Hfq and RpoS global regulators of *Escherichia coli* K-12. *J. Bacteriol.* **179**:7476–7487.
4489. **Tsui, H. C., G. Zhao, G. Feng, H. C. Leung, and M. E. Winkler.** 1994. The *mutL* repair gene of *Escherichia coli* K-12 forms a superoperon with a gene encoding a new cell-wall amidase. *Mol. Microbiol.* **11**:189–202.
4490. **Tsui, H. C., H. C. Leung, and M. E. Winkler.** 1994. Characterization of broadly pleiotropic phenotypes caused by an *hfq* insertion mutation in *Escherichia coli* K-12. *Mol. Microbiol.* **13**:35–49.
4491. **Tsui, P., L. Huang, and M. Freundlich.** 1991. Integration host factor binds specifically to multiple sites in the *ompB* promoter of *Escherichia coli* and inhibits transcription. *J. Bacteriol.* **173**:5800–5807.
4492. **Tsui, P., V. Helu, and M. Freundlich.** 1988. Altered osmoregulation of *ompF* in integration host factor mutants of *Escherichia coli*. *J. Bacteriol.* **170**:4950–4953.
4493. **Tucker, S. D., A. S. Gopalakrishnan, R. Bollinger, W. Dowhan, and E. Murgola.** 1982. Molecular mapping of *glyW*, a duplicate gene for tRNA^{Gly} of *Escherichia coli*. *J. Bacteriol.* **152**:773–779.
4494. **Tucker, S. D., and E. Murgola.** 1985. Sequence analysis of the *glyW* region in *Escherichia coli*. *Biochimie* **67**:1053–1057.
4495. **Tuggle, C. K., and J. A. Fuchs.** 1986. Regulation of the operon encoding ribonucleotide reductase in *Escherichia coli*: evidence for both positive and negative control. *EMBO J.* **5**:1077–1085.
4496. **Tuggle, C. K., and J. A. Fuchs.** 1990. Regulation of the operon encoding ribonucleotide reductase: role of the negative sites in *nrd* repression. *J. Bacteriol.* **172**:1711–1718.
4497. **Turlin, E., F. Biville, and F. Gasser.** 1991. Complementation of *Methyl-obacterium organophilum* mutants affected in pyrroloquinoline quinone biosynthesis genes *pqqE* and *pqqF* by cloned *Escherichia coli* chromosomal DNA. *FEMS Microbiol. Lett.* **67**:59–63.
4498. **Turnbough, C. L., K. H. Kerr, W. R. Funderburg, J. P. Donahue, and F. E. Powell.** 1987. Nucleotide sequence and characterization of the *pyrF* operon of *Escherichia coli* K-12. *J. Biol. Chem.* **262**:10239–10245.
4499. **Turnbough, C. L., K. L. Hicks, and J. P. Donahue.** 1983. Attenuation control of *pyrBI* operon expression in *Escherichia coli* K-12. *Proc. Natl. Acad. Sci. USA* **80**:368–372.
4500. **Turner, R. J., D. E. Taylor, and J. H. Weiner.** 1997. Expression of *Escherichia coli* TehA gives resistance to antiseptics and disinfectants similar to that conferred by multidrug resistance efflux pumps. *Antimicrob. Agents Chemother.* **41**:440–444.
4501. **Turner, R. J., J. H. Weiner, and D. E. Taylor.** 1995. Neither reduced uptake nor increased efflux is encoded by tellurite resistance determinants expressed in *Escherichia coli*. *Can. J. Microbiol.* **41**:92–98. (Erratum, **41**:656.)
4502. **Turnowsky, F., K. Fuchs, C. Jeschek, G. Hogenauer.** 1989. *envM* genes of *Salmonella typhimurium* and *Escherichia coli*. *J. Bacteriol.* **171**:6555–6565.
4503. **Udaka, S., and H. S. Moyed.** 1963. Inhibition of parental and mutant xanthosine 5--phosphate aminases by psicofuranine. *J. Biol. Chem.* **238**:2797–2803.
4504. **Ueguchi, C., and K. Ito.** 1992. Multicopy suppression: an approach to understanding intracellular functioning of the protein export system. *J. Bacteriol.* **174**:1454–1461.
4505. **Ueguchi, C., M. Kakeda, H. Yamada, and T. Mizuno.** 1994. An analogue of the DnaJ molecular chaperone in *Escherichia coli*. *Proc. Natl. Acad. Sci. USA* **91**:1054–1058.
4506. **Ueguchi, C., T. Ohta, C. Seto, T. Suzuki, and T. Mizuno.** 1998. The *leuO* gene product has a latent ability to relieve *bgl* silencing in *Escherichia coli*. *J. Bacteriol.* **180**:190–193.
4507. **Ueguchi, C., T. Suzuki, T. Yoshida, K. Tanaka, and T. Mizuno.** 1996. Systematic mutational analysis revealing the functional domain organization of *Escherichia coli* nucleoid protein H-NS. *J. Mol. Biol.* **263**:149–162.
4508. **Ueki, M., M. Wachi, H. K. Jung, F. Ishino, and M. Matsuhashi.** 1992. *Escherichia coli* *mraR* gene involved in cell growth and division. *J. Bacteriol.* **174**:7841–7843.
4509. **Uemura, H., S. Thorbjarnardottir, V. Gamulin, J. Yano, O. S. Andresson, D. Soll, and G. Eggertsson.** 1985. *supN* ochre suppressor gene in *Escherichia coli* codes for tRNA^{Lys}. *J. Bacteriol.* **163**:1288–1289.
4510. **Ueno-Nishio, S., S. Mango, L. J. Reitzer, and B. Magasanik.** 1984. Identification and regulation of the *ghnL* operator-promoter of the complex *ghnALG* operon of *Escherichia coli*. *J. Bacteriol.* **160**:379–384.
4511. **Ukita, T., and H. Ikeda.** 1996. Role of the *recJ* gene product in UV-induced illegitimate recombination at the hotspot. *J. Bacteriol.* **178**:2362–2367.
4512. **Ulrich, A. K., D. de Mendoza, J. L. Garwin, and J. E. Cronan, Jr.** 1983. Genetic and biochemical analyses of *Escherichia coli* mutants altered in the temperature regulation of membrane lipid composition. *J. Bacteriol.* **154**:221–230.
4513. **Umbarger, H. E.** 1969. Regulation of the biosynthesis of the branched-chain amino acids. *Curr. Top. Microbiol. Immunol.* **1**:57–76.
4514. **Umezui, K., K. Nakayama, and H. Nakayama.** 1990. *Escherichia coli* RecQ protein is a DNA helicase. *Proc. Natl. Acad. Sci. USA* **87**:5363–5377.
4515. **Urbanowski, M. L., L. T. Stauffer, L. S. Plamann, and G. V. Stauffer.** 1987. A new methionine locus, *metR*, that encodes a *trans*-acting protein required for activation of *metE* and *metH* in *Escherichia coli* and *Salmonella typhimurium*. *J. Bacteriol.* **169**:1391–1397.
4516. **Ursini, M. V., P. Arcari, and M. De Felice.** 1981. Acetoxyhydroxy acid synthetase isoenzymes of *Escherichia coli* K-12: a *trans*-acting regulatory locus for *ihvH1* gene expression. *Mol. Gen. Genet.* **181**:491–496.
4517. **Ursinus, A., and J. V. Holtje.** 1994. Purification and properties of a membrane-bound lytic transglycosylase. *J. Bacteriol.* **176**:338–343.
4518. **Usui, M., H. Sembongi, H. Matsuzaki, K. Matsumoto, and I. Shibuya.** 1994. Primary structures of the wild-type and mutant alleles encoding the phosphatidylglycerophosphate synthase of *Escherichia coli*. *J. Bacteriol.* **176**:3389–3392.
4519. **Utsumi, R., S. Katayama, M. Taniguchi, T. Horie, M. Ikeda, S. Igaki, H. Nakagawa, A. Miwa, H. Tanabe, and M. Noda.** 1994. Newly identified genes involved in the signal transduction of *Escherichia coli* K-12. *Gene* **140**:73–77.
4520. **Utsumi, R., T. Horie, A. Katoh, Y. Kaino, H. Tanabe, and M. Noda.** 1996. Isolation and characterization of the heat-responsive genes in *Escherichia coli*. *Biosci. Biotechnol. Biochem.* **60**:309–315.
4521. **Utsumi, R., Y. Nakamoto, M. Kawakumai, M. Himeno, and T. Komano.** 1982. Involvement of cyclic AMP and its receptor protein in filamentation of an *Escherichia coli* *fic* mutant. *J. Bacteriol.* **151**:807–812.
4522. **Uzan, M., and A. Danchin.** 1976. A rapid test for the *relA* mutation in *E. coli*. *Biochem. Biophys. Res. Commun.* **69**:751–758.
4523. **Uzan, M., and A. Danchin.** 1978. Correlation between the serine sensitivity and the derepressibility of the *ihv* genes in *Escherichia coli* *relA*⁻ mutants. *Mol. Gen. Genet.* **165**:21–30.
4524. **Uzan, M., R. Favre, E. Gallay, and L. Caro.** 1981. Genetical and structural analysis of a group of *λilv* and *λrho* transducing phages. *Mol. Gen. Genet.* **182**:462–470.
4525. **Valent, Q. A., D. A. Kendall, S. High, R. Kusters, B. Oudega, and J. Luirink.** 1995. Early events in preprotein recognition in *E. coli*: interaction of SRP and trigger factor with nascent polypeptides. *EMBO J.* **14**:5494–5505.

4526. **Valentin-Hansen, P.** 1982. Tandem CRP binding sites in the *deo* operon of *Escherichia coli* K-12. *EMBO J.* 1:1049-1054.
4527. **Valentin-Hansen, P., F. Boetius, K. Hammer-Jespersen, and I. Svendsen.** 1982. The primary structure of *Escherichia coli* K12 2-deoxyribose 5-phosphate aldolase. Nucleotide sequence of the *deoC* gene and the amino acid sequence of the enzyme. *Eur. J. Biochem.* 125:561-566.
4528. **Valentin-Hansen, P., H. Aiba, and D. Schumperli.** 1982. The structure of tandem regulatory regions in the *deo* operon of *Escherichia coli* K12. *EMBO J.* 1:317-322.
4529. **Valentin-Hansen, P., J. E. L. Larson, P. Hojrup, S. A. Short, and C. S. Barbier.** 1986. Nucleotide sequence of the CytR regulatory gene of *E. coli* K-12. *Nucleic Acids Res.* 14:2215-2228.
4530. **Valentin-Hansen, P., K. Hammer, E. L. Larsen, and I. Svendsen.** 1984. The internal regulated promoter of the *deo* operon of *Escherichia coli* K-12. *Nucleic Acids Res.* 12:5211-5224.
4531. **Valentin-Hansen, P., K. Hammer-Jespersen, F. Boetius, and I. Svendsen.** 1984. Structure and function of the intergenic regulatory *deoC-deoA* element of *Escherichia coli* K-12. *EMBO J.* 3:179-183.
4532. **Valentin-Hansen, P., K. Hammer-Jespersen, and R. S. Buxton.** 1979. Evidence for the existence of three promoters for the *deo* operon of *Escherichia coli* K12 in vitro. *J. Mol. Biol.* 133:1-17.
4533. **Valentin-Hansen, P., P. Hojrup, and S. A. Short.** 1985. The primary structure of the *deoR* repressor from the *Escherichia coli* K-12. *Nucleic Acids Res.* 13:5927-5936.
4534. **Valentini, G., A. Mattevi, D. Barilla, A. Galizzi, and M. L. Speranza.** 1997. Recombinant pyruvate kinase type I from *Escherichia coli*: overproduction and revised C-terminus of the polypeptide. *Biol. Chem.* 378:719-721.
4535. **Vales, L. D., B. A. Rabin, and J. W. Chase.** 1982. Subunit structure of *Escherichia coli* exonuclease VII. *J. Biol. Chem.* 257:8799-8805.
4536. **Vales, L. D., B. A. Rabin, and J. W. Chase.** 1983. Isolation and preliminary characterization of *Escherichia coli* mutants deficient in exonuclease VII. *J. Bacteriol.* 155:1116-1122.
4537. **Vallari, D. S., and C. O. Rock.** 1985. Isolation and characterization of *Escherichia coli* pantothenate permease (*panF*) mutants. *J. Bacteriol.* 164:136-142.
4538. **Vallari, D. S., and C. O. Rock.** 1987. Isolation and characterization of temperature-sensitive pantothenate kinase (*coaA*) mutants of *Escherichia coli*. *J. Bacteriol.* 169:5795-5800.
4539. **Valle, F., B. Becerril, E. Chen, E. Seeberg, H. Heyneker, and F. Bolivar.** 1984. Complete nucleotide sequence of the glutamate dehydrogenase gene from *Escherichia coli* K-12. *Gene* 27:193-199.
4540. **Valle, F., E. Sanvicente, P. Seeberg, A. Covarrubias, R. L. Rodriguez, and F. Bolivar.** 1983. Nucleotide sequence of the promoter and amino-terminal coding region of the glutamate dehydrogenase structural gene of *Escherichia coli*. *Gene* 23:199-209.
4541. **Van Bogelen, R. A., V. Vaughn, and F. C. Neidhardt.** 1983. Gene for heat-inducible lysyl-tRNA synthetase (*lysU*) maps near *cadA* in *Escherichia coli*. *J. Bacteriol.* 153:1066-1068.
4542. **van Buul, C. P. J., and P. H. van Knippenberg.** 1985. Nucleotide sequence of the *ksmA* gene of *Escherichia coli*: comparison of methyltransferases effecting dimethylation of adenosine in ribosomal RNA. *Gene* 38:65-72.
4543. **Van de Klundert, J. A., P. H. Van der Meide, P. Van de Putte, and L. Bosch.** 1978. Mutants of *Escherichia coli* altered in both genes coding for the elongation factor Tu. *Proc. Natl. Acad. Sci. USA* 75:4470-4473.
4544. **van de Putte, P., R. Plasterk, and A. Kuijpers.** 1984. A *Mu gin* complementing function and an invertible DNA region in *Escherichia coli* K-12 are situated on the genetic element $\epsilon 14$. *J. Bacteriol.* 158:517-522.
4545. **van de Zee, J. R., P. W. Postma, and K. J. Hellingwerf.** 1995. Non-physiological expression of UhpT does not lead to uncontrolled leakage of sugar phosphates out of *Escherichia coli* cells. *FEMS Microbiol. Lett.* 131:21-26.
4546. **van Delft, J. H., B. Marinon, D. S. Schmidt, and L. Bosch.** 1987. Transcription of the tRNA-*tufB* operon of *Escherichia coli*: activation, termination and antitermination. *Nucleic Acids Res.* 15:9515-9530.
4547. **van den Berg, E., J. Zwetsloot, I. Noordermeer, H. Pannekoek, B. Dekker, R. Dijkema, and H. van Ormondt.** 1981. The structure and function of the regulatory element of the *Escherichia coli* *uvrB* gene. *Nucleic Acids Res.* 9:5623-5643.
4548. **Van der Meide, P. H., E. Vijgenboom, M. Dicke, and L. Bosch.** 1982. Regulation of the expression of *tufA* and *tufB*, the two genes coding for elongation factor EF-Tu in *Escherichia coli*. *FEBS Lett.* 139:325-330.
4549. **van der Ploeg, J. R., M. A. Weiss, E. Saller, H. Nashimoto, N. Saito, M. X. Kertesz, and T. Leisinger.** 1996. Identification of sulfate starvation-regulated genes in *Escherichia coli*: a gene cluster involved in the utilization of taurine as a sulfur source. *J. Bacteriol.* 178:5438-5446.
4550. **van der Ploeg, J. R., R. Iwanicka-Nowicka, M. A. Kertesz, T. Leisinger, and M. M. Hryniewicz.** 1997. Involvement of CysB and Cbl regulatory proteins in expression of the *tauABC* operon and other sulfate starvation-inducible genes in *Escherichia coli*. *J. Bacteriol.* 179:7671-7678.
4551. **van der Woude, M. W., L. S. Kaltenbach, and D. A. Low.** 1995. Leucine-responsive regulatory protein plays dual roles as both an activator and a repressor of the *Escherichia coli* *pap* fimbrial operon. *Mol. Microbiol.* 17:303-312.
4552. **Van Dyk, T. K., B. L. Ayers, R. W. Morgan, and R. A. Larossa.** 1998. Constricted flux through the branched-chain amino acid biosynthetic enzyme acetolactate synthase triggers elevated expression of genes regulated by *rpoS* and internal acidification. *J. Bacteriol.* 180:785-792.
4553. **Van Gelder, P., and J. Tommassen.** 1996. Demonstration of a folded monomeric form of porin PhoE of *Escherichia coli* in vivo. *J. Bacteriol.* 178:5320-5322.
4554. **van Heeswijk, W. C., B. Stegeman, S. Hoving, D. Molenaar, D. Kahn, and H. V. Westerhoff.** 1995. An additional PII in *Escherichia coli*: a new regulatory protein in the glutamine synthetase cascade. *FEMS Microbiol. Lett.* 132:153-157.
4555. **van Heeswijk, W. C., M. Rabenberg, H. V. Westerhoff, and D. Kahn.** 1993. The genes of the glutamine synthetase adenylylation cascade are not regulated by nitrogen in *Escherichia coli*. *Mol. Microbiol.* 9:443-457.
4556. **van Heeswijk, W. C., O. Kuppinger, M. Merrick, and D. Kahn.** 1992. Localization of the *glnD* gene on a revised map of the 200-kilobase region of the *Escherichia coli* chromosome. *J. Bacteriol.* 174:1702-1703.
4557. **van Heeswijk, W. C., S. Hoving, D. Molenaar, B. Stegeman, D. Kahn, and H. V. Westerhoff.** 1996. An alternative PII protein in the regulation of glutamine synthetase in *Escherichia coli*. *Mol. Microbiol.* 21:133-146.
4558. **Van Hove, B., H. Staudenmaier, and V. Braun.** 1990. Novel two-component transmembrane transcription control: regulation of iron dicitrate transport in *Escherichia coli* K-12. *J. Bacteriol.* 172:6749-6758.
4559. **Van Sluis, C. A., G. F. Mooleenaar, and C. Backendorf.** 1983. Regulation of the *uvrC* gene of *Escherichia coli* K12: localization and characterization of a damage-inducible promoter. *EMBO J.* 2:2313-2318.
4560. **Van Vliet, F., M. Crabeel, A. Boyen, C. Tricot, V. Stalon, P. Falmagne, Y. Nakamura, S. Baumberg, and N. Glansdorff.** 1990. Sequences of the genes encoding argininosuccinate synthetase in *Escherichia coli* and *Saccharomyces cerevisiae*: comparison with methanogenic archaeobacteria and mammals. *Gene* 95:99-104.
4561. **Van Vliet, F., R. Cunin, A. Jacobs, J. Piette, D. Gigot, M. Lauwereys, A. Pierard, and N. Glansdorff.** 1984. Evolutionary divergence of genes for ornithine and aspartate carbamoyl-transferase-complete sequence and mode of regulation of the *Escherichia coli* *argF* gene; comparison of *argF* with *argI* and *pyrB*. *Nucleic Acids Res.* 12:6277-6289.
4562. **VanAlphen, W., B. Lugtenberg, and W. Berendsen.** 1976. Heptose-deficient mutants of *Escherichia coli* K12 deficient in up to three major outer membrane proteins. *Mol. Gen. Genet.* 147:263-269.
4563. **Vanden Boom, T., K. E. Reed, and J. E. Cronan, Jr.** 1991. Lipoic acid metabolism in *Escherichia coli*: isolation of null mutants defective in lipoic acid biosynthesis, molecular cloning and characterization of the *E. coli* *lip* locus, and identification of the lipoylated protein of the glycine cleavage system. *J. Bacteriol.* 173:6411-6420.
4564. **Vander Horn, P. B., A. D. Backstrom, V. J. Stewart, and T. P. Begley.** 1993. Structural genes for thiamine biosynthetic enzymes (*thiCEFGH*) in *Escherichia coli*. *J. Bacteriol.* 175:982-992.
4565. **Vanet, A., J. A. Plumbbridge, and J.-H. Alix.** 1993. Cotranscription of two genes necessary for ribosomal protein L11 methylation (*prmA*) and pantothenate transport (*panF*) in *Escherichia coli* K-12. *J. Bacteriol.* 175:7178-7188.
4566. **Varga, M. E., and J. H. Weiner.** 1995. Physiological role of GlpB of anaerobic glycerol-3-phosphate dehydrogenase of *Escherichia coli*. *Biochem. Cell Biol.* 73:147-153.
4567. **Varshney, U., T. Hutcheon, and J. H. van de Sande.** 1988. Sequence analysis, expression and conservation of *Escherichia coli* uracil DNA glycosylase and its gene (*ung*). *J. Biol. Chem.* 263:7776-7784.
4568. **Vasudevan, S. G., W. L. Armarego, D. C. Shaw, P. E. Lilley, N. E. Dixon, and R. K. Poole.** 1991. Isolation and nucleotide sequence of the *hmp* gene that encodes a haemoglobin-like protein in *Escherichia coli* K-12. *Mol. Gen. Genet.* 226:49-58.
4569. **Veitinger, S., and V. Braun.** 1992. Localization of the entire *fec* region at 97.3 minutes on the *Escherichia coli* K-12 chromosome. *J. Bacteriol.* 174:3838-3839.
4570. **Venables, W. A., and J. R. Guest.** 1968. Transduction of nitrate reductase loci of *Escherichia coli* by phages P1 and λ . *Mol. Gen. Genet.* 103:127-140.
4571. **Venkateswaran, P. S., and H. C. Wu.** 1972. Isolation and characterization of a phosphomycin-resistant mutant of *Escherichia coli* K-12. *J. Bacteriol.* 110:935-944.
4572. **Verde, P., R. Frunzio, P. P. di Nocera, F. Blasi, and C. B. Bruni.** 1981. Identification, nucleotide sequence and expression of the regulatory region of the histidine operon of *Escherichia coli* K-12. *Nucleic Acids Res.* 9:2075-2086.
4573. **Verderber, E., L. J. Lucast, J. A. Van Dehy, P. Cozart, J. B. Etter, and E. A. Best.** 1997. Role of the *hemA* gene product and δ -aminolevulinic acid in regulation of *Escherichia coli* heme synthesis. *J. Bacteriol.* 179:4583-4590.
4574. **Verhof, C., B. Lugtenberg, R. van Boxtel, P. de Graaff, and H. M. Verheij.** 1979. Genetics and biochemistry of the peptidoglycan-associated proteins b and c of *Escherichia coli* K12. *Mol. Gen. Genet.* 169:137-146.
4575. **Verkamp, E., and B. K. Chelms.** 1989. Isolation, nucleotide sequence, and

- preliminary characterization of the *Escherichia coli* K-12 *hemA* gene. *J. Bacteriol.* **171**:4728–4735.
4576. Verkamp, E., V. M. Backman, J. M. Bjornsson, D. Soll, and G. Eggertsson. 1993. The periplasmic dipeptide permease system transports 5-aminolevulinic acid in *Escherichia coli*. *J. Bacteriol.* **175**:1452–1456.
4577. Verkhovskaya, M. L., M. I. Verkhovsky, and M. Wikstrom. 1996. The respiration-driven active sodium transport system in *E. coli* does not function with lithium. *FEBS Lett.* **388**:217–218.
4578. Versalovic, J., and J. R. Lupski. 1997. Missense mutations in the 3' end of the *Escherichia coli* *dnaG* gene do not abolish primase activity but do confer the chromosome-segregation-defective (*par*) phenotype. *Microbiology* **143**:585–594.
4579. Verwoert, I., E. C. Verbree, K. H. van der Linden, H. J. Nijkamp, and A. R. Stuitje. 1992. Cloning, nucleotide sequence, and expression of the *Escherichia coli* *fabD* gene, encoding malonyl coenzyme A-acyl carrier protein transacylase. *J. Bacteriol.* **174**:2851–2857.
4580. Via, P., J. Badia, L. Baldoma, N. Obradors, and J. Aguilar. 1996. Transcriptional regulation of the *Escherichia coli* *rhaT* gene. *Microbiology* **142**:1833–1840.
4581. Vianney, A., M. M. Muller, T. Clavel, J. C. Lazzaroni, R. Portalier, and R. E. Webster. 1996. Characterization of the *tol-pal* region of *Escherichia coli* K-12: translational control of *tolR* expression by TolQ and identification of a new open reading frame downstream of *pal* encoding a periplasmic protein. *J. Bacteriol.* **178**:4031–4038.
4582. Vianney, A., T. M. Lewin, W. F. Beyer, J. C. Lazzaroni, R. Portalier, and R. E. Webster. 1994. Membrane topology and mutational analysis of the TolQ protein of *Escherichia coli* required for the uptake of macromolecules and cell envelope integrity. *J. Bacteriol.* **176**:822–829.
4583. Vickery, L. E., J. J. Silberg, and D. T. Ta. 1997. Hsc66 and Hsc20, a new heat shock cognate molecular chaperone system from *Escherichia coli*. *Protein Sci.* **6**:1047–1056.
4584. Vidal, O., R. Longin, C. Prigent-Combaret, C. Dorel-Flamant, M. Hooreman, and P. Lejeune. 1998. Isolation of an *Escherichia coli* K-12 mutant strain able to form biofilms on inert surfaces: involvement of a new *ompR* allele that increases curli expression. *J. Bacteriol.* **180**:2442–2449.
4585. Vimr, E., and F. A. Troy. 1985. Identification of an inducible catabolic system for sialic acids (*nan*) in *Escherichia coli*. *J. Bacteriol.* **164**:845–853.
4586. Vinella, D., B. Gagny, D. Joseleau-Petit, R. D'Ari, and M. Cashel. 1996. Mecillinam resistance in *Escherichia coli* is conferred by loss of a second activity of the AroK protein. *J. Bacteriol.* **178**:3818–3828.
4587. Vinella, D., D. Joseleau-Petit, D. Thevenet, P. Bouloc, and R. D'Ari. 1993. Penicillin-binding protein 2 inactivation in *Escherichia coli* results in cell division inhibition, which is relieved by FtsZ overexpression. *J. Bacteriol.* **175**:6704–6710.
4588. Vinella, D., and R. D'Ari. 1994. Thermoinducible filamentation in *Escherichia coli* due to an altered RNA polymerase beta subunit is suppressed by high levels of ppGpp. *J. Bacteriol.* **176**:966–972.
4589. Vinella, D., and R. D'Ari. 1995. Overview of controls in the *Escherichia coli* cell cycle. *Bioessays* **17**:527–536.
4590. Vinella, D., R. D'Ari, and P. Bouloc. 1992. Penicillin binding protein 2 is dispensable in *Escherichia coli* when ppGpp synthesis is induced. *EMBO J.* **11**:1493–1501.
4591. Visick, J., H. Cai, and S. Clarke. 1998. The L-isoaspartyl protein repair methyltransferase enhances survival of aging *Escherichia coli* subjected to secondary environmental stresses. *J. Bacteriol.* **180**:2623–2629.
4592. Visick, J., and S. Clarke. 1997. RpoS- and OxyR-independent induction of HPI catalase at stationary phase in *Escherichia coli* and identification of *rpoS* mutations in common laboratory strains. *J. Bacteriol.* **179**:4158–4163.
4593. Viswanathan, V. K., J. M. Green, and B. P. Nichols. 1995. Kinetic characterization of 4-amino 4-deoxychorismate synthase from *Escherichia coli*. *J. Bacteriol.* **177**:5918–5923.
4594. Vlahos, C. J., and E. E. Dekker. 1988. The complete amino acid sequence and identification of the active-site arginine peptide of *Escherichia coli* 2-keto-4-hydroxyglutarate aldolase. *J. Biol. Chem.* **263**:11683–11691.
4595. Vlamis-Gardikas, A., F. Aslund, G. Spyrou, T. Bergman, and A. Holmgren. 1997. Cloning, overexpression, and characterization of glutaredoxin 2, an atypical glutaredoxin from *Escherichia coli*. *J. Biol. Chem.* **272**:11236–11243.
4596. Vlazny, D. A., and C. W. Hill. 1995. A stationary-phase-dependent viability block governed by two different polypeptides from the RhsA genetic element of *Escherichia coli* K-12. *J. Bacteriol.* **177**:2209–2213.
4597. Voelkner, P., W. Puppe, and K. Altendorf. 1993. Characterization of the KdpD protein, the sensor kinase of the K⁺-translocating Kdp system of *Escherichia coli*. *Eur. J. Biochem.* **217**:1019–1026.
4598. Vogel, R. F., K.-D. Entian, and D. Mecke. 1987. Cloning and sequence of the *mdh* structural gene of *Escherichia coli* coding for malate dehydrogenase. *Arch. Microbiol.* **149**:36–42.
4599. Vogler, A. P., and J. W. Lengeler. 1989. Analysis of the *nag* regulon from *Escherichia coli* K12 and *Klebsiella pneumoniae* and of its regulation. *Mol. Gen. Genet.* **219**:97–105.
4600. Vogler, A. P., and J. W. Lengeler. 1991. Comparison of the sequences of the *nagE* operons from *Klebsiella pneumoniae* and *Escherichia coli* K12: enhanced variability of the enzyme IIN-acetylglucosamine in regions connecting functional domains. *Mol. Gen. Genet.* **230**:270–276.
4601. Vogler, A. P., S. Trentmann, and J. W. Lengeler. 1989. Alternative route for biosynthesis of amino sugars in *Escherichia coli* K-12 mutants by means of a catabolic isomerase. *J. Bacteriol.* **171**:6586–6592.
4602. Volkert, M. R., D. C. Nguyen, and K. C. Beard. 1986. *Escherichia coli* gene induction by alkylation treatment. *Genetics* **112**:11–26.
4603. Volkert, M. R., L. I. Hajec, Z. Matijasevic, F. C. Fang, and R. Prince. 1994. Induction of the *Escherichia coli* *aidB* gene under oxygen-limiting conditions requires a functional *rpoS* (*katF*) gene. *J. Bacteriol.* **176**:7638–7645.
4604. Volkert, M. R., L. J. Margossian, and A. J. Clark. 1981. Evidence that *mmB* is the operator of the *Escherichia coli* *recA* gene. *Proc. Natl. Acad. Sci. USA* **78**:1786–1790.
4605. Volkert, M. R., P. C. Loewen, J. Switala, D. Crowley, and M. Conley. 1994. The Δ (*argF-lacZ*)205(U169) deletion greatly enhances resistance to hydrogen peroxide in stationary-phase *Escherichia coli*. *J. Bacteriol.* **176**:1297–1302.
4606. Voll, M. J., and L. Leive. 1970. Release of lipopolysaccharide in *Escherichia coli* resistant to the permeability increase induced by ethylenediaminetetraacetate. *J. Biol. Chem.* **245**:1108–1114.
4607. von Freiesleben, U. 1991. DNA replication in *Escherichia coli* *gyrB*(Ts) mutants analysed by flow cytometry. *Res. Microbiol.* **142**:223–227.
4608. von Freiesleben, U., K. V. Rasmussen, and M. Schaechter. 1994. SeqA limits DnaA activity in replication from *oriC* in *Escherichia coli*. *Mol. Microbiol.* **14**:763–772.
4609. von Meyenburg, K., B. B. Jorgensen, J. Nielsen, and F. G. Hansen. 1982. Promoters of the *atp* operon coding for the membrane-bound ATP synthase of *Escherichia coli* mapped by Tn10 insertion mutations. *Mol. Gen. Genet.* **188**:240–248.
4610. von Meyenburg, K., F. G. Hansen, E. Riise, H. E. N. Bergmans, M. Meijer, and W. Messer. 1978. Origin of replication, *oriC*, of the *Escherichia coli* K12 chromosome: genetic mapping and minichromosome replication. Cold Spring Harbor Symp. Quant. Biol. **43**:121–128.
4611. von Meyenburg, K., F. G. Hansen, E. Riise, H. E. N. Bergmans, M. Meijer, and W. Messer. 1980. The origin of replication, *oriC*, of the *Escherichia coli* chromosome: genes near *oriC* and construction of *oriC* deletion mutations. ICN-UCLA Symp. Mol. Cell. Biol. **19**:137–159.
4612. von Ossowski, I., M. R. Mulvey, P. A. Leco, A. Borys, and P. C. Loewen. 1991. Nucleotide sequence of *Escherichia coli* *katE* which encodes catalase HPII. *J. Bacteriol.* **173**:514–520.
4613. von Wilcken-Bergmann, B., and B. Muller-Hill. 1982. Sequence of *galR* gene indicates a common evolutionary origin of *lac* and *gal* repressor in *Escherichia coli*. *Proc. Natl. Acad. Sci. USA* **79**:2427–2431.
4614. Vonder Haar, R. A., and H. E. Umbarger. 1972. Isoleucine and valine metabolism in *Escherichia coli*. XIX. Inhibition of isoleucine biosynthesis by glycyL-leucine. *J. Bacteriol.* **112**:142–147.
4615. Vuorio, R., and M. Vaara. 1992. Mutants carrying conditionally lethal mutations in outer membrane genes *omsA* and *firA* (*ssc*) are phenotypically similar, and *omsA* is allelic to *firA*. *J. Bacteriol.* **174**:7090–7097.
4616. Wachi, M., M. Doi, S. Tamaki, W. Park, S. Nakajima-Iijima, and M. Matsuhashi. 1987. Mutant isolation and molecular cloning of *mre* genes, which determine cell shape, sensitivity to mecillinam, and amount of penicillin-binding proteins in *Escherichia coli*. *J. Bacteriol.* **169**:4935–4940.
4617. Wachi, M., M. Doi, T. Ueda, M. Ueki, K. Tsuritani, K. Nagai, and M. Matsuhashi. 1991. Sequence of the downstream flanking region of the shape-determining genes *mreBCD* of *Escherichia coli*. *Gene* **106**:135–136.
4618. Wachi, M., M. Doi, Y. Okada, and M. Matsuhashi. 1989. New *mre* genes *mreC* and *mreD*, responsible for formation of the rod shape of *Escherichia coli* cells. *J. Bacteriol.* **171**:6511–6516.
4619. Wachi, M., and M. Matsuhashi. 1989. Negative control of cell division by *mreB*, a gene that functions in determining the rod shape of *Escherichia coli* cells. *J. Bacteriol.* **171**:3123–3127.
4620. Wackernagel, W., and U. Winkler. 1972. A mutation in *Escherichia coli* enhancing the UV-mutability of phage lambda but not of its infectious DNA in a spheroplast assay. *Mol. Gen. Genet.* **114**:68–79.
4621. Wackett, L. P., B. L. Wanner, C. P. Venditti, and C. T. Walsh. 1987. Involvement of the phosphate regulon and the *psiD* locus in carbon-phosphorus lyase activity of *Escherichia coli* K-12. *J. Bacteriol.* **169**:1753–1756.
4622. Wada, A., K. Igarashi, S. Yoshimura, S. Aimoto, and A. Ishihama. 1995. Ribosome modulation factor: stationary growth phase-specific inhibitor of ribosome functions from *Escherichia coli*. *Biochem. Biophys. Res. Commun.* **214**:410–417.
4623. Wada, A., and T. Sako. 1987. Primary structures of and genes for new ribosomal proteins A and B in *Escherichia coli*. *J. Biochem. (Tokyo)* **101**:817–820.
4624. Wada, A., Y. Yamazaki, N. Fujita, and A. Ishihama. 1990. Structure and probable genetic location of a "ribosome modulation factor" associated with 100S ribosomes in stationary-phase *Escherichia coli* cells. *Proc. Natl. Acad. Sci. USA* **87**:2657–2661.
4625. Wada, C., and T. Yura. 1979. Mutants of *Escherichia coli* incapable of supporting replication of F-like plasmids at high temperature: isolation

- and characterization of *mafA* and *mafB*. *J. Bacteriol.* **140**:864–873.
4626. Wada, C., and T. Yura. 1982. Inhibition of initiation of mini-F plasmid replication in temperature-sensitive *mafA* mutants of *Escherichia coli* K-12. *Plasmid* **8**:287–298.
4627. Wada, C., and T. Yura. 1984. Control of F plasmid replication by a host gene: evidence for interaction of the *mafA* gene product of *Escherichia coli* with the mini-F *incC* region. *J. Bacteriol.* **160**:1130–1136.
4628. Wada, C., T. Yura, and S. Hiraga. 1977. Replication of Fpoh⁺ plasmid in *mafA* mutants of *Escherichia coli* defective in plasmid maintenance. *Mol. Gen. Genet.* **152**:211–217.
4629. Wageg, W., and V. Braun. 1981. Ferric citrate transport in *Escherichia coli* requires outer membrane receptor protein FecA. *J. Bacteriol.* **145**:156–163.
4630. Wagner, L. A., R. F. Gesteland, T. J. Dayhuff, and R. B. Weiss. 1994. An efficient Shine-Dalgarno sequence but not translation is necessary for *lacZ* mRNA stability in *Escherichia coli*. *J. Bacteriol.* **176**:1683–1688.
4631. Wahab, S. Z., R. Elford, and W. M. Holmes. 1989. Nucleotide sequence of the *Escherichia coli* tRNA^{Leu} gene. *Gene* **81**:193–194.
4632. Wakayama, Y., Y. Takagi, and K. Yano. 1984. Gene responsible for protecting *Escherichia coli* from sodium dodecyl sulfate and toluidine blue plus light. *J. Bacteriol.* **159**:527–532.
4633. Walderhaug, M. O., J. W. Polarek, P. Voelkner, J. Daniel, J. E. Hesse, K. Altendorf, and W. Epstein. 1992. KdpD and KdpE, proteins that control expression of the *kdpABC* operon, are members of the two-component sensor-effector class of regulators. *J. Bacteriol.* **174**:2152–2159.
4634. Walkenhorst, H. M., S. K. Hemschemeier, and R. Eichenlaub. 1995. Molecular analysis of the molybdate uptake operon, *modABCD*, of *Escherichia coli* and *modR*, a regulatory gene. *Microbiol. Res.* **150**:347–361.
4635. Walker, J. E., N. J. Gay, M. Saraste, and A. N. Eberle. 1984. DNA sequence around the *Escherichia coli* *unc* operon. Completion of the sequence of a 17 kilobase segment containing *asnA*, *oriC*, *unc*, *glmS* and *phoS*. *Biochem. J.* **224**:799–815.
4636. Walker, J. R. 1969. *Escherichia coli* *ras* locus: its involvement in radiation repair. *J. Bacteriol.* **99**:713–719.
4637. Walker, J. R. 1970. Defective excision repair of pyrimidine dimers in the ultraviolet-sensitive *Escherichia coli* *ras*⁻ mutant. *J. Bacteriol.* **103**:552–559.
4638. Wall, D., J. M. Delaney, O. Fayet, B. Lipinska, T. Yamamoto, and C. Georgopoulos. 1992. *arc*-dependent thermal regulation and extragenic suppression of the *Escherichia coli* cytochrome *d* operon. *J. Bacteriol.* **174**:6554–6562.
4639. Wallace, B., Y. J. Yang, J.-S. Hong, and D. Lum. 1990. Cloning and sequencing of a gene encoding a glutamate and aspartate carrier of *Escherichia coli* K-12. *J. Bacteriol.* **172**:3214–3220.
4640. Wallace, B. J., and J. Pittard. 1969. Regulator gene controlling enzymes concerned in tyrosine biosynthesis in *Escherichia coli*. *J. Bacteriol.* **97**:1234–1241.
4641. Wallace, B. J., and S. R. Kushner. 1984. Genetic and physical analysis of the thioredoxin (*trxA*) gene of *Escherichia coli* K-12. *Gene* **32**:399–408.
4642. Wallace, R. G., N. Lee, and A. V. Fowler. 1980. The *araC* gene of *Escherichia coli*: transcriptional and translational start-points and complete nucleotide sequence. *Gene* **12**:179–190.
4643. Waller, P. R. H., and R. T. Sauer. 1996. Characterization of *degQ* and *degS*, *Escherichia coli* genes encoding homologs of the DegP protease. *J. Bacteriol.* **178**:1146–1153.
4644. Walsh, C. T., J. Liu, F. Ruznak, and M. Sakaitani. 1990. Molecular studies on enzymes in chorismate metabolism and the enterobactin biosynthetic pathway. *Chem. Rev.* **90**:1105–1129.
4645. Walter, E. G., J. H. Weiner, and D. E. Taylor. 1991. Nucleotide sequence and overexpression of the tellurite-resistance determinant from the IncHII plasmid pHH1508a. *Gene* **101**:1–7.
4646. Walton, L., C. A. Richards, and L. P. Elwell. 1989. Nucleotide sequence of the *Escherichia coli* uridine phosphorylase (*udp*) gene. *Nucleic Acids Res.* **17**:6741.
4647. Wandersman, C., F. Moreno, and M. Schwartz. 1980. Pleiotropic mutations rendering *Escherichia coli* K-12 resistant to bacteriophage TP1. *J. Bacteriol.* **143**:1374–1383.
4648. Wandersman, C., and P. Delepelaire. 1990. TolC, an *Escherichia coli* outer membrane protein required for hemolysin secretion. *Proc. Natl. Acad. Sci. USA* **87**:4776–4780.
4649. Wang, A. Y., D. W. Grogan, and J. E. Cronan, Jr. 1992. Cyclopropane fatty acid synthase of *Escherichia coli*: deduced amino acid sequence, purification, and studies of the enzyme active site. *Biochemistry* **31**:11020–11028.
4650. Wang, E. A., and D. E. Koshland. 1980. Receptor structure in the bacterial sensing system. *Proc. Natl. Acad. Sci. USA* **77**:7157–7161.
4651. Wang, E. A., K. L. Mowry, D. O. Clegg, and D. E. Koshland. 1982. Tandem duplication and multiple functions of a receptor gene in bacterial chemotaxis. *J. Biol. Chem.* **257**:4673–4676.
4652. Wang, H., and P. Matsumura. 1996. Characterization of the CheAS/CheZ complex: a specific interaction resulting in enhanced dephosphorylating activity on CheY-phosphate. *Mol. Microbiol.* **19**:695–703.
4653. Wang, H., R. J. Di Gate, and N. C. Seeman. 1996. An RNA topoisomerase. *Proc. Natl. Acad. Sci. USA* **93**:9477–9482.
4654. Wang, J. C., and K. Becherer. 1983. Cloning of the gene *topA* encoding for DNA topoisomerase I and the physical mapping of the *cysB-topA-trp* region of *Escherichia coli*. *Nucleic Acids Res.* **11**:1773–1790.
4655. Wang, L., and B. Weiss. 1992. *dcd* (dCTP deaminase) gene of *Escherichia coli*: mapping, cloning, sequencing, and identification as a locus of suppressors of lethal *dut* (dUTPase) mutations. *J. Bacteriol.* **174**:5647–5653.
4656. Wang, M.-D., J. Liu, B. Wang, and C. M. Berg. 1987. Cloning and characterization of the *Escherichia coli* K-12 alanine-valine transaminase (*avtA*) gene. *J. Bacteriol.* **169**:4228–4234.
4657. Wang, R. F., E. B. O'Hara, M. Aldea, C. I. Bargmann, and H. Gromley. 1998. *Escherichia coli* *mrsC* is an allele of *hflB*, encoding a membrane-associated ATPase and protease that is required for mRNA decay. *J. Bacteriol.* **180**:1929–1938.
4658. Wang, R. F., and S. R. Kushner. 1996. Identification and physical analysis of new genes in the *argG* region (69 min) of *Escherichia coli* chromosome. GenBank submission U01376.
4659. Wang, X. D., P. A. de Boer, and L. I. Rothfield. 1991. A factor that positively regulates cell division by activating transcription of the major cluster of essential cell division genes of *Escherichia coli*. *EMBO J.* **10**:3363–3372.
4660. Wanner, B. L. 1987. Control of *phoR*-dependent bacterial alkaline phosphatase clonal variation by the *phoM* region. *J. Bacteriol.* **169**:900–903.
4661. Wanner, B. L. 1993. Gene regulation by phosphate in enteric bacteria. *J. Cell. Biochem.* **51**:47–54.
4662. Wanner, B. L., A. Sarthy, and J. R. Beckwith. 1979. *Escherichia coli* pleiotropic mutant that reduces amounts of several periplasmic and outer membrane proteins. *J. Bacteriol.* **140**:229–239.
4663. Wanner, B. L., and B.-D. Chang. 1987. The *phoBR* operon in *Escherichia coli* K-12. *J. Bacteriol.* **169**:5569–5574.
4664. Wanner, B. L., and H. D. Bernstein. 1982. Determining the *phoM* map location in *Escherichia coli* K-12 by using a nearby transposon Tn10 insertion. *J. Bacteriol.* **150**:429–432.
4665. Wanner, B. L., and J. A. Boline. 1990. Mapping and molecular cloning of the *phn* (*psiD*) locus for phosphonate utilization in *Escherichia coli*. *J. Bacteriol.* **172**:1186–1196.
4666. Wanner, B. L., M. R. Wilmes, and E. Hunter. 1988. Molecular cloning of the wild-type *phoM* operon in *Escherichia coli* K-12. *J. Bacteriol.* **170**:279–288.
4667. Wanner, B. L., and P. Latterell. 1980. Mutants affected in alkaline phosphatase expression: evidence for multiple positive regulators of the phosphate regulon in *Escherichia coli*. *Genetics* **96**:353–366.
4668. Wanner, B. L., S. Wieder, and R. McSharry. 1981. Use of bacteriophage transposon Mu d1 to determine the orientation for three *proC*-linked phosphate-starvation-inducible (*psi*) genes in *Escherichia coli* K-12. *J. Bacteriol.* **146**:93–101.
4669. Wanner, B. L., and W. W. Metcalf. 1992. Molecular genetic studies of a 10.9-kb operon in *Escherichia coli* for phosphonate uptake and biodegradation. *FEMS Microbiol. Lett.* **79**:133–139.
4670. Ward, D. F., and M. E. Gottesman. 1981. The *nus* mutations affect transcription termination in *Escherichia coli*. *Nature* **292**:212–215.
4671. Wargel, R. J., C. A. Shadur, and F. C. Neuhaus. 1971. Mechanism of D-cycloserine action: transport mutants for D-alanine, D-cycloserine, and glycine. *J. Bacteriol.* **105**:1028–1035.
4672. Washburn, B. K., and S. R. Kushner. 1991. Construction and analysis of deletions in the structural gene (*uvrD*) for DNA helicase II of *Escherichia coli*. *J. Bacteriol.* **173**:2569–2575.
4673. Washburn, B. K., and S. R. Kushner. 1993. Characterization of DNA helicase II from a *uvrD252* mutant of *Escherichia coli*. *J. Bacteriol.* **175**:341–350.
4674. Watanabe, K., Y. Yamano, K. Murata, and A. Kimura. 1986. The nucleotide sequence of the gene for gamma-glutamylcysteine synthetase of *Escherichia coli*. *Nucleic Acids Res.* **14**:4393–4400.
4675. Watanabe, M., and G. Blobel. 1989. SecB functions as a cytosolic signal recognition factor for protein export in *E. coli*. *Cell* **58**:695–705.
4676. Watanabe, M., and G. Blobel. 1995. High-affinity binding of *Escherichia coli* SecB to the signal sequence region of a presecretory protein. *Proc. Natl. Acad. Sci. USA* **92**:10133–10136.
4677. Watanabe, T., and E. E. Snell. 1972. Reversibility of the tryptophanase reaction: synthesis of tryptophan from indole, pyruvate, and ammonia. *Proc. Natl. Acad. Sci. USA* **69**:1086–1090.
4678. Watson, G., and K. Paigen. 1971. Isolation and characterization of an *Escherichia coli* bacteriophage requiring cell wall galactose. *J. Virol.* **8**:669–674.
4679. Watson, N., and D. Apirion. 1985. Molecular cloning of the gene for the RNA-processing enzyme RNase III of *Escherichia coli*. *Proc. Natl. Acad. Sci. USA* **82**:849–853.
4680. Watson, N., D. S. Dnyak, E. L. Rosey, J. L. Slonczewski, and E. R. Olson. 1992. Identification of elements involved in transcriptional regulation of the *Escherichia coli* *cad* operon by external pH. *J. Bacteriol.* **174**:530–540.
4681. Waukau, J., and S. Forst. 1992. Molecular analysis of the signaling path-

- way between EnvZ and OmpR in *Escherichia coli*. J. Bacteriol. **174**:1522–1527.
- 4681a. **Webb, E., and D. Downs.** 1997. Characterization of *thiL*, encoding thiamin-monophosphate kinase, in *Salmonella typhimurium*. J. Biol. Chem. **272**:15702–15707.
4682. **Webb, G., K. Rohatgi, and J. B. Courtwright.** 1990. Location of *gyrA* on the physical map of the *Escherichia coli* chromosome. J. Bacteriol. **172**:6617.
4683. **Webb, M.** 1970. The mechanism of acquired resistance to Co^{2+} and Ni^{2+} in gram-positive and gram-negative bacteria. Biochim. Biophys. Acta **222**:440–446.
4684. **Weber, R., and P. M. Silverman.** 1988. The *cpx* proteins of *Escherichia coli* K12. Structure of the *cpxA* polypeptide as an inner membrane component. J. Mol. Biol. **203**:467–478.
4685. **Webster, C., K. Kempell, I. R. Booth, and S. J. Busby.** 1987. Organization of the regulatory region of the *Escherichia coli* melibiose operon. Gene **59**:253–263.
4686. **Webster, R. E.** 1991. The *tol* gene products and the import of macromolecules into *Escherichia coli*. Mol. Microbiol. **5**:1005–1011.
4687. **Weglenska, A., B. Jacob, and A. Sirko.** 1996. Transcriptional pattern of *Escherichia coli* *ihfB* (*himD*) gene expression. Gene **181**:85–88.
4688. **Wei, S.-Q., and J. Stader.** 1994. A new suppressor of a *lamB* signal sequence mutation, *prZ1*, maps to 69 minutes on the *Escherichia coli* chromosome. J. Bacteriol. **176**:5704–5710.
4689. **Wei, Y.-F., B. J. Chen, and L. D. Samson.** 1995. Suppression of *Escherichia coli* *alkB* mutants by *Saccharomyces cerevisiae* genes. J. Bacteriol. **177**:5009–5015.
4690. **Weichart, D., R. Lange, N. Henneberg, and R. Hengge-Aronis.** 1993. Identification and characterization of stationary phase-inducible genes in *Escherichia coli*. Mol. Microbiol. **10**:407–420.
4691. **Weichert, M. J., and S. Adhya.** 1992. A family of bacterial regulators homologous to Gal and Lac repressors. J. Biol. Chem. **267**:15869–15874.
4692. **Weichert, M. J., and S. Adhya.** 1993. Control of transcription of Gal repressor and isorepressor genes in *Escherichia coli*. J. Bacteriol. **175**:251–258.
4693. **Weichert, M. J., and S. Adhya.** 1993. The galactose regulon of *Escherichia coli*. Mol. Microbiol. **10**:245–251.
4694. **Weidner, U., S. Geier, A. Ptock, T. Friedrich, H. Leif, and H. Weiss.** 1993. The gene locus of the proton-translocating NADH:ubiquinone oxidoreductase in *Escherichia coli*. Organization of the 14 genes and relationship between the derived proteins and subunits of mitochondrial complex I. J. Mol. Biol. **233**:109–122.
4695. **Weiner, J. H., C. E. Furlong, and L. A. Heppel.** 1971. A binding protein for L-glutamine and its relation to active transport in *E. coli*. Arch. Biochem. **142**:715–717.
4696. **Weiner, J. H., and L. A. Heppel.** 1971. A binding protein for glutamine and its relation to active transport in *E. coli*. J. Biol. Chem. **246**:6933–6941.
4697. **Weiner, L., J. L. Brissette, and P. Model.** 1991. Stress-induced expression of the *Escherichia coli* phage shock protein operon is dependent on σ^{54} and modulated by positive and negative feedback mechanisms. Genes Dev. **5**:1912–1923.
4698. **Weiner, L., and P. Model.** 1994. Role of an *Escherichia coli* stress-response operon in stationary-phase survival. Proc. Natl. Acad. Sci. USA **91**:2191–2195.
4699. **Weinreich, M. D., H. Yigit, and W. S. Reznikoff.** 1994. Overexpression of the Tn5 transposase in *Escherichia coli* results in filamentation, aberrant nucleoid segregation, and cell death: analysis of *E. coli* and transposase suppressor mutations. J. Bacteriol. **176**:5494–5504.
4700. **Weisberg, R., M. Freundlich, D. I. Friedman, J. F. Gardner, N. Goosen, H. A. Nash, A. B. Oppenheim, and J. Rouviere-Yaniv.** 1996. Nomenclature of the genes encoding IHF. Mol. Microbiol. **19**:642.
4701. **Weiss, B., and R. P. Cunningham.** 1985. Genetic mapping of *nth*, a gene affecting endonuclease III (thymine glycol-DNA glycosylase) in *Escherichia coli* K-12. J. Bacteriol. **162**:607–610.
4702. **Weiss, D. L., D. I. Johnson, H. L. Weith, and R. L. Somerville.** 1986. Structural analysis of the *ileR* locus of *Escherichia coli* K12. J. Biol. Chem. **261**:9966–9971.
4703. **Weissbach, H., and N. Brot.** 1991. Regulation of methionine synthesis in *Escherichia coli*. Mol. Microbiol. **5**:1593–1597.
4704. **Weissborn, A. C., Q. Liu, M. K. Rumley, and E. P. Kennedy.** 1994. UTP: α -D-glucose-1-phosphate uridylyltransferase of *Escherichia coli*: isolation and DNA sequence of the *galU* gene and purification of the enzyme. J. Bacteriol. **176**:2611–2618.
4705. **Wek, R. C., C. A. Hauser, and G. W. Hatfield.** 1985. The nucleotide sequence of the *ivbN* operon of *Escherichia coli*: sequence homologies of the acetoacetylase synthase isozyme. Nucleic Acids Res. **13**:3995–4010.
4706. **Wek, R. C., and G. W. Hatfield.** 1986. Examination of the internal promoter, P_E , in the *ivGMEDA* operon of *E. coli* K-12. Nucleic Acids Res. **14**:2763–2777.
4707. **Wek, R. C., and G. W. Hatfield.** 1986. Nucleotide sequence and in vivo expression of the *ivY* and *ivC* genes in *Escherichia coli* K12. Transcription from divergent overlapping promoters. J. Biol. Chem. **261**:2441–2450.
4708. **Welch, M. M., and C. S. McHenry.** 1982. Cloning and identification of the product of the *dnaE* gene of *Escherichia coli*. J. Bacteriol. **152**:351–356.
4709. **Weng, M., C. A. Makaroff, and H. Zalkin.** 1986. Nucleotide sequence of *Escherichia coli* *pyrG* encoding CTP synthetase. J. Biol. Chem. **261**:5568–5574.
4710. **Wertheimer, S. J., R. A. Klotsky, and I. Schwartz.** 1988. Transcriptional patterns for the *thrS-infC-rpLT* operon of *Escherichia coli*. Gene **63**:309–320.
4711. **Wessler, S. R., and J. M. Calvo.** 1981. Control of *leu* operon expression in *Escherichia coli* by a transcription attenuation mechanism. J. Mol. Biol. **149**:579–597.
4712. **West, S. C.** 1996. The RuvABC proteins and Holliday junction processing in *Escherichia coli*. J. Bacteriol. **178**:1237–1241.
4713. **West, S. C., and B. Connolly.** 1992. Biological roles of the *Escherichia coli* RuvA, RuvB and RuvC proteins revealed. Mol. Microbiol. **6**:2755–2759.
4714. **West, S. C., I. R. Tsaneva, K. Hiom, and F. E. Benson.** 1993. Late steps in genetic recombination: branch migration and Holliday junction resolution by RuvA, RuvB, and RuvC proteins. Cold Spring Harbor Symp. Quant. Biol. **58**:525–531.
4715. **Westhansen, S. V., N. Jensen, A. Munch-Petersen.** 1987. Studies on the sequence and structure of the *Escherichia coli* K-12 *nupG* gene. Eur. J. Biochem. **168**:385–391.
4716. **Westling-Haggström, B., and S. Normark.** 1975. Genetic and physiological analysis of an *envB* spherulike mutant of *Escherichia coli* K-12 and characterization of its transductants. J. Bacteriol. **123**:75–82.
4717. **Weston, L. A., and R. J. Kadner.** 1987. Identification of Uhp polypeptides and evidence for their role in exogenous induction of the tyrosine phosphate transport system of *Escherichia coli*. J. Bacteriol. **169**:3546–3555.
4718. **Whalen, W. A., and C. M. Berg.** 1982. Analysis of an *avtA::Mu d1* (*Ap lac*) mutant: metabolic role of transaminase C. J. Bacteriol. **150**:739–746.
4719. **Whipp, M. J., and A. J. Pittard.** 1995. A reassessment of the relationship between *aroK*- and *aroL*-encoded shikimate kinase enzymes of *Escherichia coli*. J. Bacteriol. **177**:1627–1629.
4720. **Whipp, M. J., D. M. Halsall, and A. J. Pittard.** 1980. Isolation and characterization of an *Escherichia coli* K-12 mutant defective in tyrosine- and phenylalanine-specific transport systems. J. Bacteriol. **143**:1–7.
4721. **Whitby, M. C., S. D. Vincent, and R. G. Lloyd.** 1994. Branch migration of Holliday junctions: identification of RecG protein as a junction specific DNA helicase. EMBO J. **13**:5220–5228.
4722. **Whitchurch, C. B., and J. S. Mattick.** 1994. *Escherichia coli* contains a set of genes homologous to those involved in protein secretion, DNA uptake and the assembly of type-4 fimbriae in other bacteria. Gene **150**:9–15.
4723. **White, D. G., J. D. Goldman, B. Demple, and S. B. Levy.** 1997. Role of the *acrAB* locus in organic solvent tolerance mediated by expression of *marA*, *soxS*, or *robA* in *Escherichia coli*. J. Bacteriol. **179**:6122–6126.
4724. **White, D. G., K. Maneewannakul, E. von Hofe, M. Zillman, W. Eisenberg, A. K. Field, and S. B. Levy.** 1997. Inhibition of the multiple antibiotic resistance (*mar*) operon in *Escherichia coli* by antisense DNA analogs. Antimicrob. Agents Chemother. **41**:2699–2704.
4725. **White, M. K., and M. Yudkin.** 1979. Complementation analysis of eleven tryptophanase mutations in *Escherichia coli*. J. Gen. Microbiol. **114**:471–475.
4726. **White, R. J., and P. W. West.** 1970. An examination of the inhibitory effects of N-iodoacetylglucosamine on *Escherichia coli* and isolation of resistant mutants. Biochem. J. **118**:81–87.
4727. **White, S., F. E. Tuttle, D. Blankenhorn, D. C. Dosch, and J. L. Slonczewski.** 1992. pH dependence and gene structure of *inaA* in *Escherichia coli*. J. Bacteriol. **174**:1537–1543.
4728. **White-Ziegler, C. A., and D. A. Low.** 1992. Thermoregulation of the *pap* operon: evidence for the involvement of RimJ, the N-terminal acetylase of ribosomal protein S5. J. Bacteriol. **174**:7003–7012.
4729. **White-Ziegler, C. A., L. B. Blyn, B. A. Braaten, and D. A. Low.** 1990. Identification of an *Escherichia coli* genetic locus involved in thermoregulation of the *pap* operon. J. Bacteriol. **172**:1775–1782.
4730. **Whoriskey, S. K., M. A. Schofield, and J. H. Miller.** 1991. Isolation and characterization of *Escherichia coli* mutants with altered rates of deletion formation. Genetics **127**:21–30.
4731. **Wiater, A., and M. D. Hulanicka.** 1979. Properties of *cysK* mutants of *Escherichia coli* K12. Acta Biochim. Pol. **26**:21–28.
4732. **Wiborg, O., C. Andersen, C. R. Knudsen, B. F. C. Clark, and J. Nyborg.** 1996. Mapping *Escherichia coli* elongation factor Tu residues involved in binding of aminoacyl-tRNA. J. Biol. Chem. **271**:20406–20411.
4733. **Wickner, W., and M. R. Leonard.** 1996. *Escherichia coli* preprotein translocase. J. Biol. Chem. **271**:29514–29516.
4734. **Wijsman, H. J. W.** 1972. Mutation affecting plasmolysis in *Escherichia coli*. J. Bacteriol. **110**:789–790.
4735. **Wijsman, H. J. W., and H. C. Pafort.** 1974. Pleiotropic mutations in *Escherichia coli* conferring tolerance to glycine and sensitivity to penicillin. Mol. Gen. Genet. **128**:349–357.
4736. **Wild, J. R., and B. Obrepalska.** 1982. Regulation of expression of the *dadA* gene encoding D-amino acid dehydrogenase in *Escherichia coli*: analysis of *dadA-lac* fusions and direction of *dadA* transcription. Mol. Gen. Genet. **186**:405–410.

4737. Wild, J. R., B. Zakrzewska, W. Walczak, and T. Klopotoski. 1987. Two distinct types of mutations conferring to *Escherichia coli* K12 capability of D-tryptophan utilization. *Acta Microbiol. Pol.* **36**:17-28.
4738. Wild, J. R., F. Foltermann, W. D. Roof, and G. A. O'Donovan. 1981. A mutation in the catalytic cistron of aspartate carbamoyltransferase affecting catalysis, regulatory response and holoenzyme assembly. *Nature* **292**:373-375.
4739. Wild, J. R., J. Henning, M. Lobocek, W. Walczak, and T. Klopotoski. 1985. Identification of the *dadX* gene coding for the predominant isozyme of alanine racemase in *Escherichia coli* K12. *Mol. Gen. Genet.* **198**:315-322.
4740. Wild, J. R., and T. Klopotoski. 1981. D-Amino acid dehydrogenase of *Escherichia coli* K12: positive selection of mutants defective in enzyme activity and localization of the structural gene. *Mol. Gen. Genet.* **181**:373-378.
4741. Wilde, R. J., and J. R. Guest. 1986. Transcript analysis of the citrate synthase and succinate dehydrogenase genes of *Escherichia coli*. *J. Gen. Microbiol.* **132**:3239-3251.
4742. Williams, M. D., T. X. Ouyang, and M. C. Flickinger. 1994. Starvation-induced expression of SspA and SspB: the effects of a null mutation in *sspA* on *Escherichia coli* protein synthesis and survival during growth and prolonged starvation. *Mol. Microbiol.* **11**:1029-1043.
4743. Williams, M. G., M. Fortson, C. C. Dykstra, P. Jensen, and S. R. Kushner. 1989. Identification and genetic mapping of the structural gene for an essential *Escherichia coli* membrane protein. *J. Bacteriol.* **171**:565-568.
4744. Williams, M. V., T. J. Kerr, R. D. Lemmon, and G. Tritz. 1980. Azaserine resistance in *Escherichia coli*: chromosomal location of multiple genes. *J. Bacteriol.* **143**:383-388.
4745. Williams, N., D. K. Fox, C. Shea, and S. Roseman. 1986. Pel, the protein that permits λ DNA penetration of *Escherichia coli*, is encoded by a gene in *ptsM* and is required for mannose utilization by the phosphotransferase system. *Proc. Natl. Acad. Sci. USA* **83**:8934-8938.
4746. Williams, S. B., and V. J. Stewart. 1997. Nitrate- and nitrite-sensing protein NarX of *Escherichia coli* K-12: mutational analysis of the amino-terminal tail and first transmembrane segment. *J. Bacteriol.* **179**:721-729.
4747. Williamson, J. M., M. S. Anderson, and C. R. Raetz. 1991. Acyl-acyl carrier protein specificity of UDP-GlcNAc acyltransferases from gram-negative bacteria: relationship to lipid A structure. *J. Bacteriol.* **173**:3591-3596.
4748. Willins, D. A., C. W. Ryan, and J. M. Calvo. 1991. Characterization of Lrp, an *Escherichia coli* regulatory protein that mediates a global response to leucine. *J. Biol. Chem.* **266**:10768-10774.
4749. Willis, D. K., B. E. Uhlin, K. S. Amini, and A. J. Clark. 1981. Physical mapping of the *srl recA* region of *Escherichia coli*: analysis of Tn10 generated insertions and deletions. *Mol. Gen. Genet.* **183**:497-504.
4750. Willis, D. K., K. E. Fouts, S. D. Barbour, and A. J. Clark. 1983. Restriction nuclease and enzymatic analysis of transposon-induced mutations of the Rac prophage which affect expression and function of *recE* in *Escherichia coli*. *J. Bacteriol.* **156**:727-736.
4751. Willis, D. K., L. H. Satin, and A. J. Clark. 1985. Mutation-dependent suppression of *recB21 recC22* by a region cloned from the Rac prophage of *Escherichia coli* K-12. *J. Bacteriol.* **162**:1166-1172.
4752. Willison, J. C. 1992. An essential gene (*efg*) located at 38.1 minutes on the *Escherichia coli* chromosome. *J. Bacteriol.* **174**:5765-5766.
4753. Willsky, G. R., R. L. Bennett, and M. Malamy. 1973. Inorganic phosphate transport in *Escherichia coli*: involvement of two genes which play a role in alkaline phosphatase regulation. *J. Bacteriol.* **113**:529-539.
4754. Wilson, H. R., P. T. Chan, and C. L. Turnbough. 1987. Nucleotide sequence and expression of the *pyrC* gene of *Escherichia coli* K-12. *J. Bacteriol.* **169**:3051-3058.
4755. Wilson, R. K., T. Brown, and B. A. Roe. 1986. Nucleotide sequence of *pheW*; a third gene for *E. coli* tRNA^{Phe}. *Nucleic Acids Res.* **14**:5937.
4756. Wilson, R. L., and G. V. Stauffer. 1994. DNA sequence and characterization of GcvA, a LysR family regulatory protein for the *Escherichia coli* glycine cleavage enzyme system. *J. Bacteriol.* **176**:2862-2868.
4757. Wilson, R. L., L. T. Stauffer, and G. V. Stauffer. 1993. Roles of the GcvA and PurR proteins in negative regulation of the *Escherichia coli* glycine cleavage enzyme system. *J. Bacteriol.* **175**:5129-5134.
4758. Wilson, R. L., M. L. Urbanowski, and G. V. Stauffer. 1995. DNA binding sites of the LysR-type regulator GcvA in the *gcv* and *gcvA* control regions of *Escherichia coli*. *J. Bacteriol.* **177**:4940-4946.
4759. Wissenbach, U., B. Keck, and G. Uden. 1993. Physical map location of the new *artPIQMJ* genes of *Escherichia coli*, encoding a periplasmic arginine transport system. *J. Bacteriol.* **175**:3687-3688.
4760. Wissenbach, U., S. Six, J. Bongaerts, D. Ternes, S. Steinwachs, and G. Uden. 1995. A third periplasmic transport system for L-arginine in *Escherichia coli*: molecular characterization of the *artPIQMJ* genes, arginine binding and transport. *Mol. Microbiol.* **17**:675-686.
4761. Witkin, E. M., and V. Roegner-Maniscalco. 1992. Overproduction of DnaE protein (α subunit of DNA polymerase III) restores viability in a conditionally inviable *Escherichia coli* strain deficient in DNA polymerase I. *J. Bacteriol.* **174**:4166-4168.
4762. Wittmann, H. G., G. Stoffler, D. Apirion, L. Rosen, K. Tanaka, S. Tamaki, R. Takata, S. Dekio, E. Otaka, and S. Osawa. 1973. Biochemical and genetic studies on two different types of erythromycin resistant mutants of *Escherichia coli* with altered ribosomal protein. *Mol. Gen. Genet.* **127**:175-189.
4763. Woisetschlager, M., A. Hoedel-Neuhofer, and G. Hoegenauer. 1988. Localization of the *kdsA* gene with the aid of the physical map of the *Escherichia coli* chromosome. *J. Bacteriol.* **170**:5382-5384.
4764. Woisetschlager, M., and G. Hoegenauer. 1987. The *kdsA* gene coding for 3-deoxy-D-manno-octulosonic acid 8-phosphate synthetase in part of an operon in *Escherichia coli*. *Mol. Gen. Genet.* **207**:369-373.
4765. Wojkowiak, D., C. Georgopoulos, and M. Zylicz. 1993. Isolation and characterization of ClpX, a new ATP-dependent specificity component of the Clp protease of *Escherichia coli*. *J. Biol. Chem.* **268**:22609-22617.
4766. Wold, M. S., and R. McMacken. 1982. Regulation of expression of the *Escherichia coli dnaG* gene and amplification of the *dnaG* primase. *Proc. Natl. Acad. Sci. USA* **79**:4907-4911.
4767. Wold, S., E. Crooke, and K. Skarstad. 1996. The *Escherichia coli* Fis protein prevents initiation of DNA replication from *oriC* in vitro. *Nucleic Acids Res.* **24**:3527-3532.
4768. Wolf, R., and J. A. Cool. 1980. Mapping of insertion mutations in *gnd* of *Escherichia coli* with deletions defining the ends of the gene. *J. Bacteriol.* **141**:1222-1229.
4769. Wolfe, P. B., W. Wickner, and J. M. Goodman. 1983. Sequence of the leader peptidase gene of *Escherichia coli* and the orientation of leader peptidase in the bacterial envelope. *J. Biol. Chem.* **258**:12073-12080.
4770. Wolfe, S. A., and J. M. Smith. 1988. Nucleotide sequence and analysis of the *purA* gene encoding adenylosuccinate synthetase of *Escherichia coli* K12. *J. Biol. Chem.* **1988**:19147-19153.
4771. Wolf-Watz, H., and M. Masters. 1979. Deoxyribonucleic acid and outer membrane: strains diploid for the *oriC* region show elevated levels of deoxyribonucleic acid-binding protein and evidence for specific binding of the *oriC* region to outer membrane. *J. Bacteriol.* **140**:50-58.
4772. Woo, K. M., K. I. Kim, A. L. Goldberg, D. B. Ha, and C. H. Chung. 1992. The heat-shock protein ClpB in *Escherichia coli* is a protein-activated ATPase. *J. Biol. Chem.* **267**:20429-20434.
4773. Wood, D., M. G. Darlison, R. J. Wilde, and J. R. Guest. 1984. Nucleotide sequence encoding the flavoprotein and hydrophobic subunits of the succinate dehydrogenase of *Escherichia coli*. *Biochem. J.* **222**:519-534.
4774. Wood, E. R., and S. W. Matson. 1989. The molecular cloning of the gene encoding the *Escherichia coli* 75-kDa helicase and the determination of its nucleotide sequence and genetic map position. *J. Biol. Chem.* **264**:8297-8303.
4775. Wood, J. M. 1981. Genetics of L-proline utilization in *Escherichia coli*. *J. Bacteriol.* **146**:895-901.
4776. Wood, J. M., and D. Zadworny. 1979. Characterization of an inducible porter required for L-proline catabolism by *Escherichia coli* K12. *Can. J. Biochem.* **57**:1191-1199.
4777. Wood, J. M., and D. Zadworny. 1980. Amplification of the *put* genes and identification of the *put* gene products in *Escherichia coli* K12. *Can. J. Biochem.* **58**:787-796.
4778. Woodgate, R. 1992. Construction of a *umuDC* operon substitution mutation in *Escherichia coli*. *Mutat. Res.* **281**:221-225.
4779. Woodgate, R., M. Rajagopalan, C. Lu, and H. Echols. 1989. *UmuC* mutagenesis protein of *Escherichia coli*: purification and interaction with UmuD'. *Proc. Natl. Acad. Sci. USA* **86**:7301-7305.
4780. Wookey, P., and H. Rosenberg. 1978. Involvement of inner and outer membrane components in the transport of iron and in colicin B action in *Escherichia coli*. *J. Bacteriol.* **133**:661-666.
4781. Wookey, P., J. Pittard, S. M. Forrest, and B. E. Davidson. 1984. Cloning of the *tyrP* gene and further characterization of the tyrosine-specific transport system in *Escherichia coli* K-12. *J. Bacteriol.* **160**:169-174.
4782. Wookey, P. J., and A. J. Pittard. 1988. DNA sequence of the gene (*tyrP*) encoding the tyrosine-specific transport system of *Escherichia coli*. *J. Bacteriol.* **170**:4946-4949.
4783. Worsham, P. L., and J. Konisky. 1981. Use of *cir-lac* fusions to study transcriptional regulation of the colicin Ia receptor in *Escherichia coli* K-12. *J. Bacteriol.* **145**:647-650.
4784. Wower, I., M. P. Kowaleski, L. E. Sears, and R. A. Zimmermann. 1991. Mutagenesis of ribosomal protein S8 from *Escherichia coli*: defects in regulation of the *spc* operon. *J. Bacteriol.* **124**:1213-1221.
4785. Wright, M. 1971. Mutants of *Escherichia coli* lacking endonuclease I, ribonuclease I, or ribonuclease II. *J. Bacteriol.* **107**:87-94.
- 4785a. Wright, M., G. Bultin, and J. Hurwitz. 1971. The isolation and characterization of an adenosine triphosphate-dependent deoxyribonuclease directed by *recB*, *C* genes. *J. Biol. Chem.* **246**:6543-6555.
4786. Wrzesinski, J., A. Bakin, K. Nurse, B. G. Lane, and J. Ofengand. 1995. Purification, cloning, and properties of the 16S RNA pseudouridine 516 synthase from *Escherichia coli*. *Biochemistry* **34**:8904-8913.
4787. Wrzesinski, J., K. Nurse, A. Bakin, B. G. Lane, and J. Ofengand. 1995. A dual-specificity pseudouridine synthase: an *Escherichia coli* synthase purified and cloned on the basis of its specificity for ψ 746 in 23S RNA is also

- specific for $\psi 32$ tRNA^{Phe}. RNA 1:437-448.
4788. **Wu, A. M., A. B. Chapman, T. Platt, L. P. Guarente, and J. R. Beckwith.** 1980. Deletions of distal sequence affect termination of transcription at the end of the tryptophan operon in *E. coli*. Cell 19:829-836.
4789. **Wu, A. M., G. E. Christie, and T. Platt.** 1981. Tandem termination sites in the tryptophan operon of *Escherichia coli*. Proc. Natl. Acad. Sci. USA 78:2913-2917.
4790. **Wu, B., A. Wawrzynow, M. Zyllicz, and C. Georgopoulos.** 1996. Structure-function analysis of the *Escherichia coli* GrpE heat shock protein. EMBO J. 15:4806-4816.
4791. **Wu, B., D. Ang, M. Snively, and C. Georgopoulos.** 1994. Isolation and characterization of point mutations in the *Escherichia coli* *grpE* heat shock gene. J. Bacteriol. 176:6965-6973.
4792. **Wu, H. C., J. S. Lai, S. Hayashi, and C. Z. Giam.** 1982. Biogenesis of membrane lipoproteins in *Escherichia coli*. Biophys. J. 37:307-315.
- 4792a. **Wu, H. C., and K. Rudd.** Personal communication.
4793. **Wu, J., and B. Weiss.** 1991. Two divergently transcribed genes, *soxR* and *soxS*, control a superoxide response regulon of *Escherichia coli*. J. Bacteriol. 173:2864-2871.
4794. **Wu, J., and B. Weiss.** 1992. Two-stage induction of the *soxRS* (superoxide response) regulon of *Escherichia coli*. J. Bacteriol. 174:3915-3920.
4795. **Wu, J. Y., L. M. Siegel, and N. M. Kredich.** 1991. High-level expression of *Escherichia coli* NADPH-sulfite reductase: requirement for a cloned *cysG* plasmid to overcome limiting siroheme cofactor. J. Bacteriol. 173:325-333.
4796. **Wu, L. F., C. Navarro, and M. A. Mandrand-Berthelot.** 1991. The *hydC* region contains a multi-cistronic operon (*nik*) involved in nickel transport in *Escherichia coli*. Gene 107:37-42.
4797. **Wu, L. F., and M. A. Mandrand-Berthelot.** 1986. Genetic and physiological characterization of new *Escherichia coli* mutants impaired in hydrogenase activity. Biochimie 68:167-179.
4798. **Wu, L. F., and M. A. Mandrand-Berthelot.** 1987. Characterization of the product of the cloned *fdhF* gene of *Escherichia coli*. J. Gen. Microbiol. 133:2421-2426.
4799. **Wu, L. F., and M. A. Mandrand-Berthelot.** 1987. Regulation of the *fdhF* gene encoding the selenopolypeptide for benzyl viologen-linked formate dehydrogenase in *Escherichia coli*. Mol. Gen. Genet. 209:129-134.
4800. **Wu, L. F., M. A. Mandrand-Berthelot, R. Waugh, C. J. Edmonds, S. E. Holt, and D. H. Boxer.** 1989. Nickel deficiency gives rise to the defective hydrogenase phenotype of *hydC* and *fnr* mutants in *Escherichia coli*. Mol. Microbiol. 3:1709-1718.
4801. **Wu, T.-H., D. L. Wood, P. L. Stein, and M. M. Comer.** 1984. Transcription of a gene cluster coding for two aminoacyl-tRNA synthetases and an initiation factor in *Escherichia coli*. J. Mol. Biol. 173:177-209.
4802. **Wu, T.-H., and M. G. Marinus.** 1994. Dominant negative mutator mutations in the *mutS* gene of *Escherichia coli*. J. Bacteriol. 176:5393-5400.
4803. **Wu, T. T.** 1976. Growth on D-arabitol of a mutant strain of *Escherichia coli* K12 using a novel dehydrogenase and enzymes related to L-1,2-propanediol and D-xylose metabolism. J. Gen. Microbiol. 94:246-256.
4804. **Wulffing, C., J. Lombardero, and A. Pluckthun.** 1994. An *Escherichia coli* protein consisting of a domain homologous to FK506-binding proteins (FKBP) and a new metal binding motif. J. Biol. Chem. 269:2895-2901.
4805. **Wunderlich, M., and R. Glockshuber.** 1993. In vivo control of redox potential during protein folding catalyzed by bacterial protein disulfide-isomerase (DsbA). J. Biol. Chem. 268:24547-24550.
4806. **Wurgler, S. M., and C. C. Richardson.** 1990. Structure and regulation of the gene for dGTP triphosphohydrolase from *Escherichia coli*. Proc. Natl. Acad. Sci. USA 87:2740-2744. (Erratum, 87:4022.)
4807. **Wurtzel, E., M.-Y. Chou, and M. Inouye.** 1982. Osmoregulation of gene expression. I. DNA sequence of the *ompR* gene of the *ompB* operon of *Escherichia coli* and characterization of its gene product. J. Biol. Chem. 257:13685-13691.
- 4807a. **Xiao, H., M. Kalman, K. Ikehara, S. Zemel, G. Glaser, and M. Cashel.** 1991. Residual guanosine 3',5'-bispyrophosphate synthetic activity of *relA* null mutants can be eliminated by *spoT* null mutations. J. Biol. Chem. 266:5980-5990.
4808. **Xiao, H., R. Crombie, Z. Dong, R. Onrust, and M. E. O'Donnell.** 1993. DNA polymerase III accessory proteins. III. *holC* and *holD* encoding chi and psi. J. Biol. Chem. 268:11773-11778.
4809. **Xiong, H., and S. B. Vik.** 1995. Alanine-scanning mutagenesis of the epsilon subunit of the F₁-F₀ ATP synthase from *Escherichia coli* reveals two classes of mutants. J. Biol. Chem. 270:23300-23304.
4810. **Xiong, H., and S. B. Vik.** 1995. Construction and plasmid-borne complementation of strains lacking the epsilon subunit of the *Escherichia coli* F₁F₀ ATP synthase. J. Bacteriol. 177:851-853.
4811. **Xiong, X., J. N. Deeter, and R. Misra.** 1996. Assembly-defective *OmpC* mutants of *Escherichia coli* K-12. J. Bacteriol. 178:1213-1215.
4812. **Xu, C., W. Shi, and B. P. Rosen.** 1996. The chromosomal *arsR* gene of *Escherichia coli* encodes a trans-acting metalloregulatory protein. J. Biol. Chem. 271:2427-2432.
4813. **Xu, J., and R. C. Johnson.** 1995. *aldB*, an RpoS-dependent gene in *Escherichia coli* encoding an aldehyde dehydrogenase that is repressed by Fis and activated by Crp. J. Bacteriol. 177:3166-3175.
4814. **Xu, J., and R. C. Johnson.** 1995. Fis activates the RpoS-dependent stationary-phase expression of *proP* in *Escherichia coli*. J. Bacteriol. 177:5222-5231.
4815. **Xu, J., and R. C. Johnson.** 1995. Identification of genes negatively regulated by Fis: Fis and RpoS comodule growth-phase-dependent gene expression in *Escherichia coli*. J. Bacteriol. 177:938-947.
4816. **Xu, X., and E. R. Kantrowitz.** 1992. The importance of aspartate 327 for catalysis and zinc binding in *Escherichia coli* alkaline phosphatase. J. Biol. Chem. 267:16244-16251.
4817. **Xu, Y., and D. Beckett.** 1996. Evidence for interdomain interaction in the *Escherichia coli* repressor of biotin biosynthesis from studies of an N-terminal domain deletion mutant. Biochemistry 35:1783-1792.
4818. **Yagil, E., and H. Be'eri.** 1977. Arsenate-resistant alkaline phosphatase-constitutive mutants of *Escherichia coli*. Mol. Gen. Genet. 154:185-189.
4819. **Yakushi, T., T. Tajima, S. Matsuyama, and H. Tokuda.** 1997. Lethality of the covalent linkage between mislocalized major outer membrane lipoprotein and the peptidoglycan of *Escherichia coli*. J. Bacteriol. 179:2857-2862.
4820. **Yamada, H., M. Kitagawa, K. Kawakami, and S. Mizushima.** 1984. The gene coding for lipoprotein signal peptidase (*lspA*) and that for isoleucyl-tRNA synthetase (*ileS*) constitute a cotranscriptional unit in *Escherichia coli*. FEBS Lett. 171:245-248.
4821. **Yamada, H., T. Yoshida, K. Tanaka, C. Sasakawa, and T. Mizuno.** 1991. Molecular analysis of the *Escherichia coli* *hns* gene encoding a DNA-binding protein, which preferentially recognizes curved DNA sequences. Mol. Gen. Genet. 230:332-336.
4822. **Yamada, M., and M. H. Saier.** 1987. Glucitol-specific enzymes of the phosphotransferase system in *Escherichia coli*. J. Biol. Chem. 262:5455-5463.
4823. **Yamada, M., and M. H. Saier.** 1987. Physical and genetic characterization of the glucitol operon in *Escherichia coli*. J. Bacteriol. 169:2990-2994.
4824. **Yamada, M., and M. H. Saier.** 1988. Positive and negative regulators for glucitol (*gut*) operon expression in *Escherichia coli*. J. Mol. Biol. 203:569-583.
4825. **Yamada, M., S. Asaoka, M. H. Saier, and Y. Yamada.** 1993. Characterization of the *gcd* gene from *Escherichia coli* K-12 W3110 and regulation of its expression. J. Bacteriol. 175:568-571.
4826. **Yamada, M., T. Kawai, and H. Izu.** 1996. Analysis of the *Escherichia coli* *gutT* and *gutU* genes and comparison of the products with their homologues. Biosci. Biotechnol. Biochem. 60:1548-1550.
4827. **Yamada, M., Y. Takeda, K. Okamoto, and Y. Hirota.** 1982. Physical map of the *nrdA-nrdB-fisB-glpT* region of the chromosomal DNA of *Escherichia coli*. Gene 18:309-318.
4828. **Yamada, M., Y. Yamada, and M. H. Saier.** 1990. Nucleotide sequence and expression of the *gutQ* gene within the glucitol operon of *Escherichia coli*. DNA Sequence 1:141-145.
4829. **Yamagata, H., K. Daishima, and S. Mizushima.** 1983. Cloning and expression of a gene coding for the prolipoprotein signal peptidase of *Escherichia coli*. FEBS Lett. 158:301-304.
4830. **Yamagata, H., N. Taguchi, K. Daishima, and S. Mizushima.** 1983. Genetic characterization of a gene for prolipoprotein signal peptidase in *Escherichia coli*. Mol. Gen. Genet. 192:10-14.
4831. **Yamagishi, J.-I., K. Yoshida, M. Yamayoshi, and S. Nakamura.** 1986. Nalidixic acid-resistant mutations of the *gyrB* gene of *Escherichia coli*. Mol. Gen. Genet. 204:367-373.
4832. **Yamagishi, M., H. Matsushima, A. Wada, M. Sakagami, N. Fujita, and A. Ishihama.** 1993. Regulation of the *Escherichia coli* *rmf* gene encoding the ribosome modulation factor: growth phase- and growth rate-dependent control. EMBO J. 12:625-630.
4833. **Yamaguchi, K., and M. Inouye.** 1988. Lipoprotein 28, an inner membrane protein of *Escherichia coli* encoded by *nlpA*, is not essential for growth. J. Bacteriol. 170:3747-3749.
4834. **Yamamoto, K., N. Takahashi, Y. Fujitani, H. Yoshikura, and I. Kobayashi.** 1996. Orientation dependence in homologous recombination. Genetics 143:27-36.
4835. **Yamamoto, T., M. Tomiyama, H. Mita, K. Sode, and I. Karube.** 1990. Identification of proteins encoded in *Escherichia coli* *hydA*, *hydB* and analysis of the *hydA* locus. FEMS Microbiol. Lett. 54:187-192.
4836. **Yamamoto, Y.** 1995. GenBank submission D49445.
4837. **Yamamoto, Y., H. Aiba, T. Baba, C. Hayashi, T. Inada, K. Isono, T. Itoh, S. Kimura, M. Kitagawa, K. Makino, T. Miki, N. Mitsuhashi, K. Mizobuchi, H. Mori, S. Nakade, Y. Nakamura, H. Nashimoto, T. Oshima, S. Oyama, N. Saito, G. Sampaí, Y. Satoh, S. Sivasundaram, H. Tagami, H. Takahashi, J. Takeda, K. Takemoto, K. Uchara, C. Wuda, S. Yamagata, and T. Horiuchi.** 1997. Construction of a contiguous 874-kb sequence of the *Escherichia coli* K-12 genome corresponding to 50.0-68.8 min on the linkage map and analysis of its sequence features. DNA Res. 4:91-113. (Suppl., 4:169-178.)
4838. **Yamamoto, Y., T. Ogawa, H. Shinagawa, T. Nakayama, H. Matsuo, and H. Ogawa.** 1986. Determination of the initiation sites of transcription and translation of the *uvrD* gene of *Escherichia coli*. J. Biochem. (Tokyo) 99:1579-1590.
4839. **Yamamoto, Y., Y. Miwa, K. Miyoshi, J. Furuyama, and H. Ohmori.** 1997.

- The *Escherichia coli ldcC* gene encodes another lysine decarboxylase, probably a constitutive enzyme. *Genes Genet. Syst.* **72**:167–172.
4840. Yamanaka, H., M. Kameyama, T. Baba, Y. Fujii, and K. Okamoto. 1994. Maturation pathway of *Escherichia coli* heat-stable enterotoxin I: requirement of DsbA for disulfide bond formation. *J. Bacteriol.* **176**:2906–2913.
4841. Yamanaka, K., L. Fang, and M. Inouye. 1998. The CspA family in *Escherichia coli*: multiple gene duplication for stress adaptation. *Mol. Microbiol.* **27**:247–255.
4842. Yamanaka, K., T. Mitani, T. Ogura, H. Niki, and S. Hiraga. 1994. Cloning, sequencing, and characterization of multicopy suppressors of a *mukB* mutation in *Escherichia coli*. *Mol. Microbiol.* **13**:301–312.
4843. Yamanaka, K., T. Ogura, E. V. Koonin, H. Niki, and S. Hiraga. 1994. Multicopy suppressors, *msaA* and *mssB*, of an *smbA* mutation of *Escherichia coli*. *Mol. Gen. Genet.* **243**:9–16.
4844. Yamanaka, K., T. Ogura, H. Niki, and S. Hiraga. 1995. Characterization of the *smtA* gene encoding an S-adenosylmethionine-dependent methyltransferase of *Escherichia coli*. *FEMS Microbiol. Lett.* **133**:59–63.
4845. Yamanaka, K., T. Ogura, H. Niki, and S. Hiraga. 1996. Identification of two new genes, *mukE* and *mukF*, involved in chromosome partitioning in *Escherichia coli*. *Mol. Gen. Genet.* **250**:241–251.
4846. Yamao, F., H. Inokuchi, A. Cheng, H. Ozeki, and D. Soll. 1982. *Escherichia coli* glutaminyl-tRNA synthetase. I. Isolation and DNA sequence of the *glnS* gene. *J. Biol. Chem.* **257**:11639–11643.
4847. Yamashino, T., M. Isomura, C. Ueguchi, and T. Mizuno. 1998. The *yhhP* gene encoding a small ubiquitous protein is fundamental for normal cell growth of *Escherichia coli*. *J. Bacteriol.* **180**:2257–2261.
4848. Yamashita, M., H. Azakami, N. Yokoro, J. H. Roh, H. Suzuki, H. Kumagai, and Y. Murooka. 1996. *maoB*, a gene that encodes a positive regulator of the monoamine oxidase gene (*maoA*) in *Escherichia coli*. *J. Bacteriol.* **178**:2941–2947.
4849. Yamato, I., M. Ohsawa, and Y. Anraku. 1990. Defective cation-coupling mutants of *Escherichia coli* Na⁺/proline symport carrier. *J. Biol. Chem.* **265**:2450–2455.
4850. Yamato, I., and Y. Anraku. 1980. Genetic and biochemical studies of transport systems for branched-chain amino acids in *Escherichia coli* K-12: isolation and properties of mutants defective in leucine-repressible transport activities. *J. Bacteriol.* **144**:36–44.
4851. Yang, C., D. Carlow, R. Wolfenden, and S. A. Short. 1992. Cloning and nucleotide sequence of the *Escherichia coli* cytidine deaminase (*cdd*) gene. *Biochemistry* **31**:4168–4174.
4852. Yang, G., T. Sandalova, K. Lohman, Y. Lindqvist, and A. R. Rendina. 1997. Active site mutants of *Escherichia coli* dethiobiotin synthetase: effects of mutations on enzyme catalytic and structural properties. *Biochemistry* **36**:4751–4760.
4853. Yang, H., A. Sasarman, H. Inokuchi, and J. Adler. 1996. Non-iron porphyrins cause tumbling to blue light by an *Escherichia coli* mutant defective in *hemG*. *Proc. Natl. Acad. Sci. USA* **93**:2459–2463.
4854. Yang, H., M. Y. Liu, and T. Romeo. 1996. Coordinate genetic regulation of glycogen catabolism and biosynthesis in *Escherichia coli* via the CsrA gene product. *J. Bacteriol.* **178**:1012–1017.
4855. Yang, J., H. Camakaris, and A. J. Pittard. 1993. Mutations in the *tyrR* gene of *Escherichia coli* which affect TyrR-mediated activation but not TyrR-mediated repression. *J. Bacteriol.* **175**:6372–6375.
4856. Yang, J., and J. Pittard. 1987. Molecular analysis of the regulatory region of the *Escherichia coli tyrB* gene. *J. Bacteriol.* **169**:4710–4715.
4857. Yang, J., S. Ganesan, J. P. Sarsero, and A. J. Pittard. 1993. A genetic analysis of various functions of the TyrR protein of *Escherichia coli*. *J. Bacteriol.* **175**:1767–1776.
4858. Yang, M., S. M. Luoh, A. Goddard, D. Reilly, W. Henzel, and S. Bass. 1996. The *bglX* gene located at 47.8 min on the *Escherichia coli* chromosome encodes a periplasmic beta-glucosidase. *Microbiology* **142**:1659–1665.
4859. Yang, M. T., H. B. N. Scott, and J. F. Gardner. 1995. Transcription termination at the *thr* attenuator. Evidence that the adenine residues upstream of the stem and loop structure are not required for termination. *J. Biol. Chem.* **270**:23330–23336.
4860. Yang, S.-Y., and H. Schulz. 1983. The large subunit of the fatty acid oxidation complex from *Escherichia coli* is a multifunctional polypeptide. Evidence for the existence of a fatty acid oxidation operon (*fadAB*) in *Escherichia coli*. *J. Biol. Chem.* **258**:9780–9785.
4861. Yang, S.-Y., J. Li, X.-Y. He, S. D. Cosloy, and H. Schulz. 1988. Evidence that the *fadB* gene of the *fadAB* operon of *Escherichia coli* encodes 3-hydroxyacyl-coenzyme A (CoA) epimerase, Δ^3 -*cis*- Δ^2 -*trans*-enoyl-CoA isomerase, and enoyl-CoA hydratase in addition to 3-hydroxyacyl-CoA dehydrogenase. *J. Bacteriol.* **170**:2543–2548.
4862. Yang, S.-Y., X.-Y. Yang, G. Healy-Louie, H. Schulz, and M. Elzinga. 1990. Nucleotide sequence of the *fadA* gene. Primary structure of 3-ketoacyl-coenzyme A thiolase from *Escherichia coli* and the structural organization of the *fadAB* operon. *J. Biol. Chem.* **265**:10424–10429. (Erratum, **166**:16255, 1991.)
4863. Yang, T. P., and R. E. Depew. 1992. Nucleotide sequence of a region duplicated in *Escherichia coli* *toc* mutants. *Biochim. Biophys. Acta* **1130**:227–228.
4864. Yang, T. P., and R. E. Depew. 1992. Physical map of the *tolC-htrP* region of the *Escherichia coli* chromosome. *J. Bacteriol.* **174**:1700–1701.
4865. Yang, W., L. Ni, and R. L. Somerville. 1993. A stationary-phase protein of *Escherichia coli* that affects the mode of association between the *trp* repressor protein and operator-bearing DNA. *Proc. Natl. Acad. Sci. USA* **90**:5796–5800.
4866. Yang, Y., G. Zhao, and M. E. Winkler. 1996. Identification of the *pdxK* gene that encodes pyridoxine (vitamin B6) kinase in *Escherichia coli* K-12. *FEMS Microbiol. Lett.* **141**:89–95.
4867. Yang, Y., H. C. Tsui, T. Man, and M. E. Winkler. 1998. Identification and function of the *pdxY* gene, which encodes a novel pyridoxal kinase involved in the salvage pathway of pyridoxal 5'-phosphate biosynthesis in *Escherichia coli* K-12. *J. Bacteriol.* **180**:1814–1821.
4868. Yang, Y. B., J. Lian, and P. C. Tai. 1997. Differential translocation of protein precursors across SecY-deficient membranes of *Escherichia coli*: SecY is not obligatorily required for translocation of certain secretory proteins in vitro. *J. Bacteriol.* **179**:7386–7393.
4869. Yang, Y.-L., and B. Polisky. 1993. Suppression of ColE1 high-copy-number mutants by mutations in the *polA* gene of *Escherichia coli*. *J. Bacteriol.* **175**:428–437.
4870. Yano, R., H. Nagai, K. Shiba, and T. Yura. 1990. A mutation that enhances synthesis of σ^{32} and suppresses temperature-sensitive growth of the *rpoH15* mutant of *Escherichia coli*. *J. Bacteriol.* **172**:2124–2130.
4871. Yanofsky, C., T. Platt, I. P. Crawford, B. Nichols, G. E. Christie, H. Horowitz, M. VanCleave, and A. M. Wu. 1981. The complete nucleotide sequence of the tryptophan operon of *E. coli*. *Nucleic Acids Res.* **9**:6647–6668.
4872. Yanofsky, C., and V. Horn. 1994. Role of regulatory features of the *trp* operon of *Escherichia coli* in mediating a response to a nutritional shift. *J. Bacteriol.* **176**:6245–6254.
4873. Yanofsky, C., V. Horn, and Y. Nakamura. 1996. Loss of overproduction of polypeptide release factor 3 influences expression of the tryptophanase operon of *Escherichia coli*. *J. Bacteriol.* **178**:3755–3762.
4874. Yao, M., and Y. W. Kow. 1997. Further characterization of *Escherichia coli* endonuclease V. Mechanism of recognition for deoxyinosine, deoxyuridine, and base mismatches in DNA. *J. Biol. Chem.* **272**:30774–30779.
4875. Yao, Z., and M. A. Valvano. 1994. Genetic analysis of the O-specific lipopolysaccharide biosynthesis region (*rfb*) of *Escherichia coli* K-12 W3110: identification of genes that confer group 6 specificity to *Shigella flexneri* serotypes Y and 4a. *J. Bacteriol.* **176**:4133–4143.
4876. Yarmolinsky, M., H. Wiesmeyer, H. M. Kalckar, and E. Jordan. 1959. Hereditary defects in galactose metabolism in *Escherichia coli* mutants. II. Galactose-induced sensitivity. *Proc. Natl. Acad. Sci. USA* **45**:1786–1791.
4877. Yasuda, T., T. Nagata, and H. Ohmori. 1996. Multicopy suppressors of the cold-sensitive phenotype of the *psaA68* (*dimD68*) mutation in *Escherichia coli*. *J. Bacteriol.* **178**:3854–3859.
4878. Yazyu, H., S. Shiota-Niyya, T. Shimamoto, H. Kanazawa, M. Futai, and T. Tsuchiya. 1985. Nucleotide sequence of the *melB* gene and characteristics of deduced amino acid sequence of the melibiose carrier in *Escherichia coli*. *J. Biol. Chem.* **259**:4320–4326.
4879. Yerushalmi, H., M. Lebendiker, and S. Schuldiner. 1995. EmrE, an *Escherichia coli* 12-kDa multidrug transporter, exchanges toxic cations and H⁺ and is soluble in organic solvents. *J. Biol. Chem.* **270**:6856–6863.
4880. Yerushalmi, H., M. Lebendiker, and S. Schuldiner. 1996. Negative dominance studies demonstrate the oligomeric structure of EmrE, a multidrug antiporter from *Escherichia coli*. *J. Biol. Chem.* **271**:31044–31048.
4881. Yi, Q.-M., and J. Lutkenhaus. 1985. The nucleotide sequence of the essential cell-division gene *ftsZ* of *Escherichia coli*. *Gene* **36**:241–247.
4882. Yi, Q.-M., S. Rockenbach, J. E. Ward, and J. Lutkenhaus. 1985. Structure and expression of the cell-division genes *ftsQ*, *ftsA*, and *ftsZ*. *J. Mol. Biol.* **184**:399–412.
4883. Yim, H. H., and M. Villarejo. 1992. *osmY*, a new hyperosmotically inducible gene, encodes a periplasmic protein in *Escherichia coli*. *J. Bacteriol.* **174**:3637–3644.
4884. Yim, H. H., R. L. Brems, and M. Villarejo. 1994. Molecular characterization of the promoter of *osmY*, an *rpoS*-dependent gene. *J. Bacteriol.* **176**:100–107.
4885. Yin, K.-C., A. Blinkowa, and J. R. Walker. 1986. Nucleotide sequence of the *Escherichia coli* replication gene *dnaZX*. *Nucleic Acids Res.* **14**:6541–6550.
4886. Yoakum, G. H., and L. Grossman. 1981. Identification of *E. coli* *uvrC* protein. *Nature* **292**:171–173.
4887. Yokota, T., H. Sugisaki, M. Takanami, and Y. Kaziro. 1980. The nucleotide sequence of the cloned *tufA* gene of *Escherichia coli*. *Gene* **12**:25–31.
4888. Yonezawa, M., M. Takahata, N. Banzawa, N. Matsubara, Y. Watanabe, and H. Narita. 1995. Analysis of the NH₂-terminal 83rd amino acid of *Escherichia coli* GyrA in quinolone-resistance. *Microbiol. Immunol.* **39**:243–247.
4889. Yoo, S. J., J. H. Seol, D. H. Shin, M. Rohrwild, M. S. Kang, K. Tanaka, A. L. Goldberg, and C. H. Chung. 1996. Purification and characterization

- of the heat shock proteins HslV and HslU that form a new ATP-dependent protease in *Escherichia coli*. J. Biol. Chem. **271**:14035-14040.
4890. Yoo, S. J., J. H. Seol, M. S. Kang, and C. H. Chung. 1996. Poly-L-lysine activates both peptide and ATP hydrolysis by the ATP-dependent HslVU protease in *Escherichia coli*. Biochem. Biophys. Res. Commun. **229**:531-535.
4891. Yoo, S. J., J. H. Seol, M. S. Kang, D. B. Ha, and C. H. Chung. 1994. *clpX* encoding an alternative ATP-binding subunit of protease Ti (Clp) can be expressed independently from *clpP* in *Escherichia coli*. Biochem. Biophys. Res. Commun. **203**:798-804.
4892. York, M. K., and M. Stodolsky. 1981. Characterization of PlargF derivatives from *Escherichia coli* K12 transduction. Mol. Gen. Genet. **181**:230-240.
4893. Yoshida, K., T. Kojima, J.-I. Yamagishi, and S. Nakamura. 1988. Quinolone-resistant mutations of the *gyrA* gene of *Escherichia coli*. Mol. Gen. Genet. **211**:1-7.
4894. Yoshida, T., C. Ueguchi, and T. Mizuno. 1993. Physical map location of a set of *Escherichia coli* genes (*hde*) whose expression is affected by the nucleoid protein H-NS. J. Bacteriol. **175**:7747-7748.
4895. Yoshikawa, A., S. Isono, A. Sheback, and K. Isono. 1987. Cloning and nucleotide sequencing of the genes *rimI* and *rimJ* which encodes enzymes acetylating ribosomal proteins S18 and S5 of *Escherichia coli* K-12. Mol. Gen. Genet. **209**:481-488.
4896. Yoshikawa, M., A. Okuyama, and N. Tanaka. 1975. A third kasugamycin resistance locus, *ksgC*, affecting ribosomal protein S2 in *Escherichia coli* K-12. J. Bacteriol. **122**:796-797.
4897. Yoshimoto, T., H. Nagai, K. Ito, and D. Tsuru. 1993. Location of the 7α -hydroxysteroid dehydrogenase gene (*hdhA*) on the physical map of the *Escherichia coli* chromosome. J. Bacteriol. **175**:5730.
- 4897a. Yoshimoto, T., H. Tone, T. Honda, K. Osatomi, R. Kobayashi, and D. Tsuru. 1989. Sequencing and high expression of aminopeptidase P gene from *Escherichia coli* HB101. J. Biochem. **105**:412-416.
4898. Yoshimura, M., A. Kimura, M. Ohno, H. Inokuchi, and H. Ozeki. 1984. Identification of transfer RNA suppressors in *Escherichia coli*. III. Ochre suppressors of lysine tRNA. J. Mol. Biol. **177**:609-625.
4899. Yoshimura, M., H. Inokuchi, and H. Ozeki. 1984. Identification of transfer RNA suppressors in *Escherichia coli*. IV. Amber suppressor Su⁺, a double mutant of a new species of leucine tRNA. J. Mol. Biol. **177**:627-644.
4900. Yoshimura, M., M. Ashiuchi, N. Esaki, C. Kobatake, and S.-Y. Choi. 1993. Expression of *glr* (*murl*, *aga*) gene encoding glutamate racemase in *Escherichia coli*. J. Biol. Chem. **268**:24242-24246.
4901. Young, I. G., B. L. Rogers, H. D. Campbell, A. Jaworowski, and D. C. Shaw. 1981. Nucleotide sequence coding for the respiratory NADH dehydrogenase of *Escherichia coli*: UUG initiation codon. Eur. J. Biochem. **116**:165-170.
4902. Young, I. G., L. M. McCann, P. Stroobant, F. Gibson, and F. P. Gibson. 1971. Characterization and genetic analysis of mutant strains of *Escherichia coli* K-12 accumulating the ubiquinone precursors 2-octaprenyl-6-methoxy-1,4-benzoquinone and 2-octaprenyl-3-methyl-6-methoxy-1,4-benzoquinone. J. Bacteriol. **105**:769-778.
4903. Young, K., L. L. Silver, D. Bramhill, P. Cameron, S. S. Eveland, C. R. Raetz, S. A. Hyland, and M. S. Anderson. 1995. The *envA* permeability/cell division gene of *Escherichia coli* encodes UDP-3-O-(R-3-hydroxymyristoyl)-N-acetylglucosamine deacetylase. J. Biol. Chem. **270**:30384-30391.
4904. Young, R. A. 1979. Transcription termination in the *Escherichia coli* ribosomal RNA operon *rrnC*. J. Biol. Chem. **254**:12725-12731.
4905. Yu, F., H. Yamada, K. Daishima, and S. Mizushima. 1984. Nucleotide sequence of the *lspA* gene, the structural gene for lipoprotein signal peptidase of *Escherichia coli*. FEBS Lett. **173**:264-268.
4906. Yu, F., S. Inouye, and M. Inouye. 1986. Lipoprotein-28, a cytoplasmic membrane lipoprotein from *Escherichia coli*. Cloning, DNA sequence, and expression of its gene. J. Biol. Chem. **261**:2284-2288.
4907. Yu, F., Y. Jen, E. Takeuchi, M. Inouye, H. Nakayama, M. Tagaya, and T. Fukui. 1988. Alpha-glucan phosphorylase from *Escherichia coli*. Cloning of the gene, and purification and characterization of the protein. J. Biol. Chem. **263**:13706-13711.
4908. Yu, X. C., A. H. Tran, Q. Sun, and W. Margolin. 1998. Localization of cell division protein FtsK to the *Escherichia coli* septum and identification of a potential N-terminal targeting domain. J. Bacteriol. **180**:1296-1304.
4909. Yuan, R., and D. Hamilton. 1982. Restriction and modification of DNA by a complex protein. Am. Sci. **70**:61-69.
4910. Yuasa, S., and Y. Sakakibara. 1980. Identification of *dnaA* and *dnaN* gene products of *Escherichia coli*. Mol. Gen. Genet. **180**:267-273.
4911. Yudkin, M. 1977. Unstable mutations that relieve catabolite repression of tryptophanase synthesis by *Escherichia coli*. J. Bacteriol. **130**:57-61.
4912. Yura, T., and K. Igarishi. 1968. RNA polymerase mutants of *Escherichia coli*. I. Mutants resistant to streptovaricin. Proc. Natl. Acad. Sci. USA **61**:1313-1319.
4913. Yura, T., T. Tobe, K. Ito, and T. Osawa. 1984. Heat shock regulatory gene (*htpR*) of *Escherichia coli* is required for growth at high temperature but is dispensable at low temperature. Proc. Natl. Acad. Sci. USA **81**:6803-6807.
4914. Zaitsev, E., A. Alexseyev, V. A. Lanzov, L. H. Satin, and A. J. Clark. 1994. Nucleotide sequence between *recA* and *alaS_p* in *E. coli* K12 and the sequence change in four *recA* mutations. Mutat. Res. **323**:173-177.
4915. Zaitseva, J., H. Zhang, R. A. Binnie, and M. Hermodson. 1996. The proteins encoded by the *rbs* operon of *Escherichia coli*. II. Use of chimeric protein constructs to isolate and characterize RbsC. Protein Sci. **5**:1100-1107.
4916. Zakin, M. M., N. Duchange, P. Ferrara, and G. N. Cohen. 1983. Nucleotide sequence of the *metL* gene of *Escherichia coli*. Its product, the bifunctional aspartokinase II-homoserine dehydrogenase II, and the bifunctional product of the *thrA* gene, aspartokinase I-homoserine dehydrogenase I, derive from a common ancestor. J. Biol. Chem. **258**:3028-3031.
4917. Zakin, M. M., R. C. Greene, A. Dautry-Varsat, N. Duchange, P. Ferrara, M.-C. Py, D. Margarita, and G. N. Cohen. 1982. Construction and physical mapping of plasmids containing the *metBLF* gene cluster of *Escherichia coli* K12. Mol. Gen. Genet. **187**:101-106.
4918. Zambrano, M. M., and R. Kolter. 1993. *Escherichia coli* mutants lacking NADH dehydrogenase I have a competitive disadvantage in stationary phase. J. Bacteriol. **175**:5642-5647.
4919. Zaniewski, R., and M. P. Deutscher. 1982. Genetic mapping of a mutation in *Escherichia coli* leading to a temperature-sensitive RNase D. Mol. Gen. Genet. **185**:142-147.
4920. Zavitz, K. H., R. J. DiGate, and K. J. Mariani. 1991. The PriB and PriC replication proteins of *Escherichia coli*: genes, DNA sequence, overexpression, and purification. J. Biol. Chem. **266**:13988-13995.
4921. Zawadzke, L. E., T. D. Bugg, and C. T. Walsh. 1991. Existence of two D-alanine:D-alanine ligases in *Escherichia coli*: cloning and sequencing of the *ddlA* gene and purification and characterization of the DdlA and DdlB enzymes. Biochemistry **30**:1673-1682.
4922. Zdych, E., R. Peist, J. Reidl, and W. Boos. 1995. MalY of *Escherichia coli* is an enzyme with the activity of a β C-S lyase (cystathionase). J. Bacteriol. **177**:5035-5039.
4923. Zechiedrich, E. L., and N. R. Cozzarelli. 1995. Roles of topoisomerase IV and DNA gyrase in DNA unlinking during replication in *Escherichia coli*. Genes Dev. **9**:2859-2869.
4924. Zehnbauer, B. A., and A. Markovitz. 1980. Cloning of gene *lon* (*capR*) of *Escherichia coli* K-12 and identification of polypeptides specified by the cloned deoxyribonucleic acid fragment. J. Bacteriol. **143**:852-863.
4925. Zehnbauer, B. A., E. C. Foley, G. W. Henderson, and A. Markovitz. 1981. Identification and purification of the Lon⁺ (*capR*⁺) gene product, a DNA-binding protein. Proc. Natl. Acad. Sci. USA **78**:2043-2047.
4926. Zeng, G., S. Ye, and T. J. Larson. 1996. Repressor for the *sn*-glycerol 3-phosphate regulon of *Escherichia coli* K-12: primary structure and identification of the DNA-binding domain. J. Bacteriol. **178**:7080-7089.
4927. Zengel, J. M., D. Mueckl, and L. Lindahl. 1980. Protein L4 of the *E. coli* ribosome regulates an eleven gene r protein operon. Cell **21**:523-535.
4928. Zengel, J. M., and L. Lindahl. 1982. A secondary promoter for elongation factor Tu synthesis in the *str* ribosomal protein operon of *Escherichia coli*. Mol. Gen. Genet. **185**:487-492.
4929. Zengel, J. M., R. H. Archer, and L. Lindahl. 1984. The nucleotide sequence of the *Escherichia coli* *fus* gene, coding for elongation factor G. Nucleic Acids Res. **12**:2181-2192.
4930. Zenno, S., H. Koike, A. N. Kumar, R. Jayaraman, M. Tanokura, and K. Saigo. 1996. Biochemical characterization of NfsA, the *Escherichia coli* major nitroreductase exhibiting a high amino acid sequence homology to Frp, a *Vibrio harveyi* flavin oxidoreductase. J. Bacteriol. **178**:4508-4514.
4931. Zenno, S., H. Koike, M. Tanokura, and K. Saigo. 1994. Identification of the gene encoding the NfsB/NfnB nitroreductase associated with a low level of flavin reductase activity in *Escherichia coli* K12. GenBank submission D25414.
4932. Zenno, S., H. Koike, M. Tanokura, and K. Saigo. 1996. Gene cloning, purification, and characterization of NfsB, a minor oxygen-insensitive nitroreductase from *Escherichia coli*, similar in biochemical properties to FRase I, the major flavin reductase in *Vibrio fischeri*. J. Biochem. (Tokyo) **120**:736-744.
4933. Zhang, A., and M. Belfort. 1992. Nucleotide sequence of a newly-identified *Escherichia coli* gene, *stpA*, encoding an H-NS-like protein. Nucleic Acids Res. **20**:6735.
4934. Zhang, A., S. Rimsky, M. E. Reaban, H. Buc, and M. Belfort. 1996. *Escherichia coli* protein analogs StpA and H-NS: regulatory loops, similar and disparate effects on nucleic acid dynamics. EMBO J. **15**:1340-1349.
4935. Zhang, A., V. Derbyshire, J. L. Salvo, and M. Belfort. 1995. *Escherichia coli* protein StpA stimulates self-splicing by promoting RNA assembly in vitro. RNA **1**:783-793.
4936. Zhang, G., E. Deng, L. R. Baugh, C. M. Hamilton, V. F. Maples, and S. R. Kushner. 1997. Conserved motifs II to VI of DNA helicase II from *Escherichia coli* are all required for biological activity. J. Bacteriol. **179**:7544-7550.
4937. Zhang, H. L., S. Malpure, and R. J. DiGate. 1995. *Escherichia coli* DNA topoisomerase III is a site-specific DNA binding protein that binds asymmetrically to its cleavage site. J. Biol. Chem. **270**:23700-23705.
4938. Zhang, J. R., and M. P. Deutscher. 1988. *Escherichia coli* RNase D: sequencing of the *md* structural gene and purification of the overexpressed

- protein. *Nucleic Acids Res.* **16**:6265–6278.
4939. **Zhang, M., and M. P. Deutscher.** 1988. Cloning, characterization and effects of overexpression of the *Escherichia coli rmd* gene encoding RNase D. *J. Bacteriol.* **170**:522–527.
4940. **Zhang, P., J. L. Vigne, and S. H. Mellon.** 1998. Polyribonucleotide phosphorylase is a double-stranded DNA-binding protein. *DNA Cell Biol.* **17**:169–175.
4941. **Zhang, W., and D. H. Evans.** 1995. DNA strand transfer catalyzed by the 5'-3' exonuclease domain of *Escherichia coli* DNA polymerase I. *Nucleic Acids Res.* **23**:4620–4627.
4942. **Zhang, X., L. Zhu, and M. P. Deutscher.** 1998. Oligoribonuclease is encoded by a highly conserved gene in the 3'-5' exonuclease superfamily. *J. Bacteriol.* **180**:2779–2781.
4943. **Zhang, X., and H. Bremer.** 1996. Effects of Fis on ribosome synthesis and activity and on rRNA promoter activities in *Escherichia coli*. *J. Mol. Biol.* **259**:27–40.
4944. **Zhang, Y., J. E. Craig, and M. P. Gallagher.** 1992. Location of the *mupC* gene on the physical map of the *Escherichia coli* K-12. *J. Bacteriol.* **174**:5758–5759.
4945. **Zhang, Y., and M. M. Hanna.** 1994. NusA changes the conformation of *Escherichia coli* RNA polymerase at the binding site for the 3' end of the nascent RNA. *J. Bacteriol.* **176**:1787–1789.
4946. **Zhao, G., A. J. Pease, N. Bharani, and M. E. Winkler.** 1995. Biochemical characterization of *gapB*-encoded erythrose 4-phosphate dehydrogenase of *Escherichia coli* K-12 and its possible role in pyridoxal 5'-phosphate biosynthesis. *J. Bacteriol.* **177**:2804–2812.
4947. **Zhao, G., and M. E. Winkler.** 1994. An *Escherichia coli* K-12 *tklA tktB* mutant deficient in transketolase activity requires pyridoxine (vitamin B₆) as well as the aromatic amino acids and vitamins for growth. *J. Bacteriol.* **176**:6134–6138.
4948. **Zhao, G., and M. E. Winkler.** 1996. 4-Phospho-hydroxy-L-threonine is an obligatory intermediate in pyridoxal 5'-phosphate coenzyme biosynthesis in *Escherichia coli* K-12. *FEMS Microbiol. Lett.* **135**:275–280.
4949. **Zhao, G., and M. E. Winkler.** 1996. A novel α -ketoglutarate reductase activity of the *serA*-encoded 3-phosphoglycerate dehydrogenase of *Escherichia coli* K-12 and its possible implications for human 2-hydroxyglutaric aciduria. *J. Bacteriol.* **178**:232–239.
4950. **Zhao, S., C. H. Sandt, G. Feulner, D. A. Vlazny, J. A. Gray, and C. W. Hill.** 1993. Rhs elements of *Escherichia coli* K-12: complex composites of shared and unique components that have different evolutionary histories. *J. Bacteriol.* **175**:2799–2808.
4951. **Zheng, M., and G. Storz.** 1998. Activation of the OxyR transcription factor by reversible disulfide bond formation. *Science* **279**:1718–1721. (Comment.)
4952. **Zhou, Y., and S. Gottesman.** 1998. Regulation of proteolysis of the stationary-phase sigma factor RpoS. *J. Bacteriol.* **180**:1154–1158.
4953. **Zhou, Y. N., S. Chatterjee, S. Roy, and S. Adhya.** 1995. The non-inducible nature of super-repressors of the *gal* operon in *Escherichia coli*. *J. Mol. Biol.* **253**:414–425.
4954. **Zhu, N., B. M. Olivera, and J. R. Roth.** 1989. Genetic characterization of the *pnuC* gene, which encodes a component of the nicotinamide mononucleotide transport system in *Salmonella typhimurium*. *J. Bacteriol.* **171**:4402–4409.
4955. **Zhu, Y., and E. C. C. Lin.** 1988. A mutant *crp* allele that differentially activates the operons of the *fuc* regulon in *Escherichia coli*. *J. Bacteriol.* **170**:2352–2358.
4956. **Zientz, E., S. Six, and G. Uden.** 1996. Identification of a third secondary carrier (DcuC) for anaerobic C4-dicarboxylate transport in *Escherichia coli*: roles of the three Dcu carriers in uptake and exchange. *J. Bacteriol.* **178**:7241–7247.
4957. **Zijderveld, C. A. L., M. E. G. Aarsman, and N. Nanninga.** 1995. Differences between inner membrane and peptidoglycan-associated PBP1B dimers of *Escherichia coli*. *J. Bacteriol.* **177**:1860–1863.
4958. **Zilhao, R., J. Caillet, P. Regnier, and C. M. Arraiano.** 1995. Precise physical mapping of the *Escherichia coli rnb* gene, encoding ribonuclease II. *Mol. Gen. Genet.* **248**:242–246.
4959. **Zilhao, R., J. A. Plumbridge, E. Hajnsdorf, P. Regnier, and C. M. Arraiano.** 1996. *Escherichia coli* RNase II: characterization of the promoters involved in the transcription of *mb*. *Microbiology* **142**:367–375.
4960. **Zilhao, R., L. Camelo, and C. M. Arraiano.** 1993. DNA sequencing and expression of the gene *rnb* encoding *Escherichia coli* ribonuclease II. *Mol. Microbiol.* **8**:43–51.
4961. **Zimmerman, R. A., Y. Ikeya, and P. F. Sparling.** 1973. Alteration of ribosomal protein S4 by mutation linked to kasugamycin-resistance in *Escherichia coli*. *Proc. Natl. Acad. Sci. USA* **70**:71–75.
4962. **Zimmermann, L., K. Hantke, and V. Braun.** 1984. Exogenous induction of the iron dicitrate transport system of *Escherichia coli* K-12. *J. Bacteriol.* **159**:271–277.
4963. **Zinkewich-Peotti, K., and J. M. Fraser.** 1988. New locus for exopolysaccharide overproduction in *Escherichia coli* K-12. *J. Bacteriol.* **170**:1405–1407.
4964. **Zinoni, F., A. Birkmann, T. C. Stadtman, and A. Bock.** 1986. Nucleotide sequence and expression of the selenocysteine-containing polypeptide of formate dehydrogenase (formate-hydrogen-lyase-linked) from *Escherichia coli*. *Proc. Natl. Acad. Sci. USA* **83**:4650–4654.
4965. **Zinoni, F., A. Birkmann, W. Leinfelder, and A. Bock.** 1987. Cotranslational insertion of selenocysteine into formate dehydrogenase from *Escherichia coli* directed by a UGA codon. *Proc. Natl. Acad. Sci. USA* **84**:3156–3160.
4966. **Zissler, J., E. Signer, and F. Schaefer.** 1971. The role of recombination in growth of bacteriophage lambda. I. The gamma gene, p. 455–468. *In* A. D. Hershey (ed.), *The bacteriophage lambda*. Cold Spring Harbor Laboratory, Cold Spring Harbor, N.Y.
4967. **Zuckier, G., and A. Torriani.** 1981. Genetic and physiological tests of three phosphate-specific transport mutants of *Escherichia coli*. *J. Bacteriol.* **145**:1249–1256. (Erratum, **148**:397, 1981.)
4968. **Zurawski, G., R. P. Gunsalus, K. D. Brown, and C. Yanofsky.** 1981. Structure and regulation of *aroH*, the structural gene for the tryptophan-repressible 3-deoxy-D-arabino-heptulosonic acid-7-phosphate synthetase of *Escherichia coli*. *J. Mol. Biol.* **145**:47–73.
4969. **Zurawski, G., and S. M. Zurawski.** 1985. Structure of the *Escherichia coli* S10 ribosomal protein operon. *Nucleic Acids Res.* **13**:4521–4526.
4970. **Zwaig, N., R. N. de Zwaig, T. Isturiz, and M. Weckler.** 1973. Regulatory mutations affecting the gluconate system in *Escherichia coli*. *J. Bacteriol.* **114**:469–473.
4971. **Zwiebel, L., M. Inukai, K. Nakamura, and M. Inouye.** 1981. Preferential selection of deletion mutations of the outer membrane lipoprotein gene of *Escherichia coli* by globomycin. *J. Bacteriol.* **145**:654–656.