

REVIEW

Cite this: *Chem. Sci.*, 2023, 14, 1342Received 1st October 2022
Accepted 20th December 2022

DOI: 10.1039/d2sc05475b

rsc.li/chemical-science

Sustainable and practical formation of carbon–carbon and carbon–heteroatom bonds employing organo-alkali metal reagents

Lu-Qiong Huo,^a Xin-Hao Wang,^a Zhenguo Zhang,^c Zhenhua Jia,^{ib}*^c
Xiao-Shui Peng^{ib}*^{ab} and Henry N. C. Wong^{ib}*^{ab}

Metal-catalysed cross-coupling reactions are amongst the most widely used methods to directly construct new bonds. In this connection, sustainable and practical protocols, especially transition metal-catalysed cross-coupling reactions, have become the focus in many aspects of synthetic chemistry due to their high efficiency and atom economy. This review summarises recent advances from 2012 to 2022 in the formation of carbon–carbon bonds and carbon–heteroatom bonds by employing organo-alkali metal reagents.

1 Introduction

Organometallic reagents are frequently used to afford new organic molecules since they facilitate the catalysed process of organic reactions as well as the formation of specific bonds. Some efficient, economical and green catalytic processes involving organometallic reagents feature a wide range of applications, such as the synthesis of natural products and drugs, chemical biology and materials science, *etc.*¹ Arising from the emergence of metal-catalysed cross-coupling reactions, the versatile molecules can be directly obtained using various of available organometallic reagents, such as organozinc reagents, organomagnesium reagents, organoboron reagents, organosilicon reagents and organotin reagents.² Alkaline metals and s-group metal complexes are abundant in nature and easily prepared.³ However, organo-alkali reagents have not gained much attention in the field of cross-coupling reaction, presumably due to their natively high reactivities.

Although the Suzuki–Miyaura, Stille, Kumada and Negishi cross-coupling reactions have matured in the last several decades for the formation of Csp²–Csp² and Csp²–Csp³ bonds,⁴ the direct employment of organolithium reagents in cross-coupling reactions has been neglected for a long time. In addition, the participation of organo-alkali reagents in cross-coupling processes might generate toxic wastes, which is a vital and detrimental factor in the pharmaceutical industry. It is, therefore, expected that the development of new strategies considering the

economical, environment-friendly and earth-abundant themes would become a research hot spot in organic synthesis. This review is not only a summary of recent progress but also an inspiration to the community for the expansion of related fields to further develop more environment-friendly and economic processes.

2 Organo-alkali metal reagents in the formation of carbon–carbon and carbon–heteroatom bonds

2.1 Organo-alkali metal reagents acting coupling partners

2.1.1 Pd-catalysed processes with organo-alkali metal reagents. Palladium-catalysed cross-coupling reactions have become a cornerstone in modern synthetic chemistry, forming specific chemical bonds due to their high efficiency, atom economy and their remarkable advantage in the synthesis of natural products and drug molecules. Traditional organometallic coupling partners include organoboron reagents, organomagnesium reagents, organosilicon reagents, organozinc reagents and organotin reagents. However, only very few examples of organo-alkali reagents were utilised as the coupling partners due to their high reactivities, low stabilities and poor chemoselectivities. Since Murahashi and co-workers⁵ reported the first palladium-catalysed cross-coupling of organolithium reagents with vinyl halides, the use of organolithium in cross-coupling reactions remained elusive (Scheme 1a). In 2013, Feringa and co-workers reactivated the protocol of palladium-catalysed cross-coupling reactions with organolithium reagents as partners to build various carbon–carbon and carbon–heteroatom bonds.⁶ Significantly, the rapid and highly selective reactions between alkyl-, aryl-, and heteroaryl lithium reagents and aryl halides, (aryl) vinyl trifluoromethanesulfonates were realised (Scheme 1b). Moreover, the side reactions, including lithium–halogen

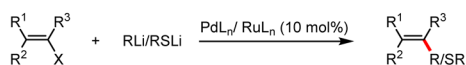
^aSchool of Science and Engineering, Shenzhen Key Laboratory of Innovative Drug Synthesis, The Chinese University of Hong Kong (Shenzhen), Longgang District, Shenzhen, China. E-mail: xspeng@cuhk.edu.cn; hncwong@cuhk.edu.hk

^bDepartment of Chemistry, and State Key Laboratory of Synthetic Chemistry, The Chinese University of Hong Kong, Shatin, New Territories, Hong Kong SAR, China

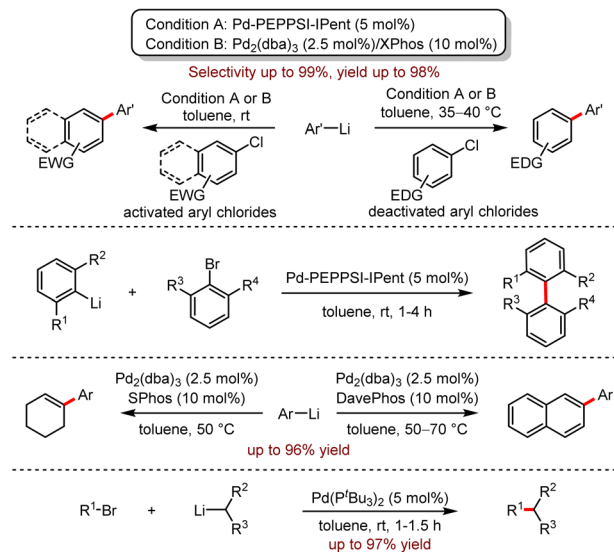
^cInstitute of Advanced Synthesis, School of Chemistry and Molecular Engineering, Nanjing Tech University, Nanjing, 211816, China. E-mail: iaszjia@njtech.edu.cn



a. Murahashi (1975-1979)



b. Feringa (2013-2014)



Scheme 1 (a) Stereoselective synthesis of alkenes and alkenyl sulfides from alkenyl halides using Pd and Ru catalysts. (b) Feringa's work: Pd-catalysed cross-coupling with organolithiums.

exchange, homo-coupling and isomerization, were effectively avoided. Notably, the efficient synthesis of sterically hindered tetra-*ortho*-aryl compounds was also presented.⁷

In 2015, Feringa revealed an efficient Pd-catalysed cross-coupling to introduce CH₂ moiety using Me₃SiCH₂Li, which is a useful synthetic building block in the preparation of ArCH₂-SiMe₃ (Scheme 2a).⁸ The reaction proceeded smoothly at room temperature and tolerated well with both electron-rich and electron-deficient groups, even with sterically hindered substrates. It is noteworthy that the pyridine group was also suitable for this process with high selectivity. Moreover, the unprotected hydroxyl group was also tolerated, and the corresponding product was isolated in 65% yield. In the presence of excess organolithium reagents, aryl bromides bearing multiple functional groups could be coupled with Me₃SiCH₂Li to afford the products in 66–82% yields.

Subsequently, an efficient cross-coupling reaction of organohalides with organolithium reagents under neat conditions was developed also by the same group (Scheme 2b).⁹ This protocol avoided many undesired manipulations, such as inert atmosphere, low temperature, dilution and slow addition of substrate. Other notable features are the low catalyst loading down to 0.1 mol%, the scalability of up to 120 mmol and the short reaction time in 10 minutes. The organolithium reagents are commercially available or could be prepared following general procedures such as lithium-halogen exchange or *ortho*-directed lithiation. In all cases, only a small amount of ether was used to enhance the solubility. Importantly, no dehalogenation occurred, indicating that the competitive β-hydride elimination/olefin dissociation did not proceed. Moreover, the coupling of sterically hindered

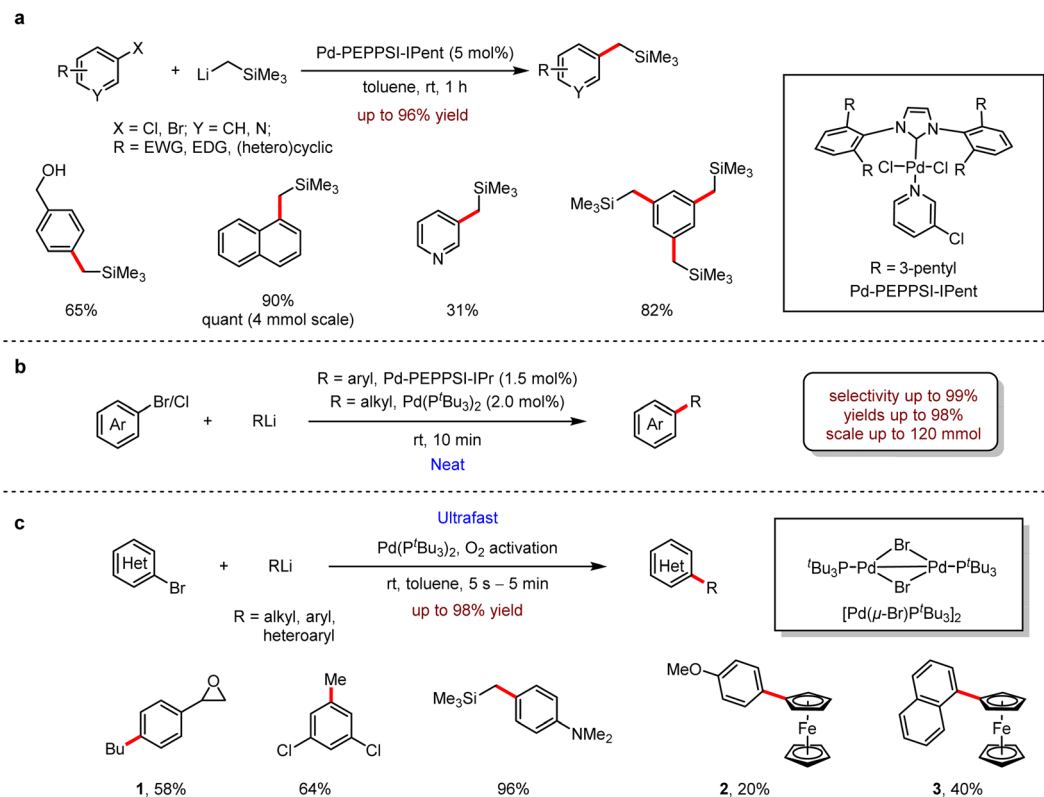
bromides with organolithium reagents to afford biaryls was also achieved successfully at room temperature in a short reaction time (10 minutes). The protocol exhibited high efficiencies and selectivities with SiMe₃CH₂Li and aryllithiums. While ⁶HexLi and ⁷BuLi reacted with solid substrates, dehalogenated by-products were produced.

Inspired by Schoenebeck's Pd-catalysed reactions in which Grignard reagents or organozinc reagents coupled very rapidly with aryl halides,¹⁰ Feringa and co-workers investigated the possibility of fast cross-coupling with organolithiums to aryl halides. In 2017, an ultrafast coupling reaction between aryl- or alkyl-lithium reagents and aryl bromides in 5 s to 5 min with the participation of 2–3 nm Pd nanoparticles was uncovered.¹¹ In contrast to the inert atmosphere, the presence of molecular oxygen is crucial for the formation of this powerful catalyst, and the protocol exhibited a broad range of substrate scope, including naphthalene derivatives in 61–95% yields, anthracene in 97% yield, unprotected phenol in 83% yield, and the substrate bearing an epoxide functional group afforded **1** in 58% yield. Surprisingly, this protocol provided an alternative approach to access ferrocene derivatives, albeit in relatively lower yields, for example, **2** in 20% yield and **3** in 40% yield, respectively (Scheme 2c).

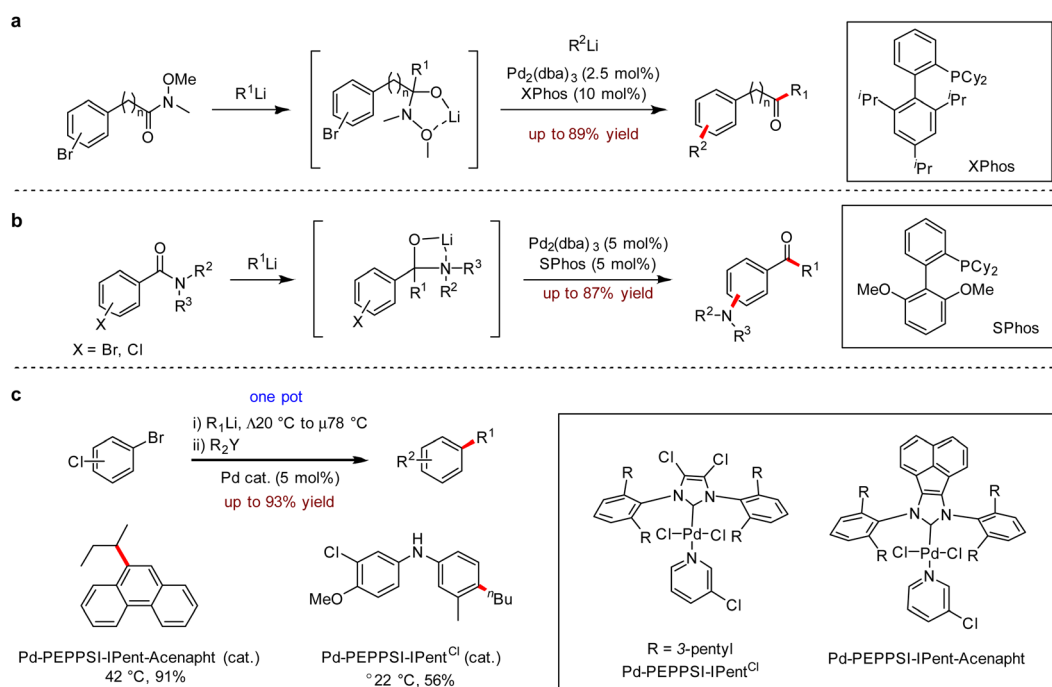
There are several methods to access unsymmetrical ketones, including Friedel-Crafts acylation, oxidation of secondary alcohols, nucleophilic addition of carboxylic acid derivatives with organometallic reagents, *etc.* However, the challenge remains for the modification of unprotected ketones with organolithium reagents, because the highly reactive organolithium reagents likely lead to 1,2-addition to the carbonyl group.

In the same year, an efficient protocol involving 1,2-addition and Pd-catalysed cross-coupling was disclosed by Feringa and co-workers.¹² In this work, the organolithium compound R¹Li underwent 1,2-addition to Weinreb amide to form a stable tetrahedral intermediate, which simultaneously masked the ketone, and was immediately followed by a one-pot Pd-catalysed cross-coupling with the second organolithium reagent R²Li to produce unsymmetric ketones (Scheme 3a). To avoid the competing Buchwald-Hartwig coupling, they employed a masked keto-tetrahedral intermediate to undergo the desired transformation. Subsequently, a general one-pot process involving nucleophilic addition of organolithium reagents to amides was developed in 2019, which formed aminolithium compounds *in situ* following a direct Buchwald-Hartwig amination to provide aminoaryl ketones up to 89% yield (Scheme 3b).¹³ A wide range of aryllithium nucleophiles and amides was tolerated, leading to the corresponding aminodiphenylketone derivatives. The successful coupling with cyclic or acyclic amines included morpholine, methylpiperazine, dihydroindole and tetrahydroisoquinoline moieties.

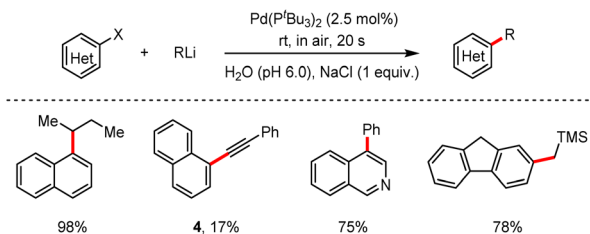
Biaryls, especially sterically hindered tri- and tetra-*ortho*-substituted biaryls are the fundamental skeleton of functional molecules, which are widely found in natural products, organic materials, pharmaceuticals and ligands.¹⁴ Although biaryls could be obtained *via* the use of organoboron compounds or organozinc reagents, these methods usually featured long reaction times and high temperatures. In 2019, Organ, Feringa and co-workers¹⁵



Scheme 2 (a) Pd-catalysed cross-coupling of (hetero)aryl chlorides with $\text{Me}_3\text{SiCH}_2\text{Li}$. (b) Pd-catalysed cross-coupling of aryl halides with organolithium reagents under neat conditions. (c) Pd-catalysed fast cross-coupling of (hetero)aryl bromides with organolithium reagents.



Scheme 3 (a) One-pot 1,2-addition/Pd-catalysed cross-coupling of Weinreb amides. (b) Pd-catalysed one-pot approach to functionalised ketones *via* nucleophilic addition/Buchwald-Hartwig amination strategy. (c) Pd-catalysed one-pot sequential coupling with alkyl- or aryllithium reagents with functionalised nucleophiles.



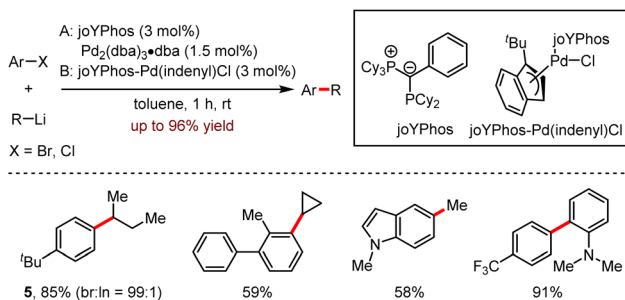
Scheme 4 Pd-catalysed cross-coupling of (hetero)aryl halides with organolithium reagents on water at room temperature and under air.

reported a one-pot method for the rapid construction of biaryls (Scheme 3c). It is noteworthy that this strategy avoided the requirement of slowly adding the alkyllithium reagents, which were added directly in a one-shot manner. Moreover, the authors also disclosed an efficient way to selectively couple with multiple nucleophilic reagents by controlling the temperature, which enabled the divergent synthesis of various complex molecules.

Feringa and co-workers developed a series of Murahashi coupling reactions for the direct coupling of alkyl-, alkenyl-, and (hetero)aryl-lithium reagents with various aryl or alkenyl halides as electrophilic partners.^{5–9,11–13} To circumvent lithium-halogen exchange and homo-coupling side reactions, their strategies include a slow dropwise addition (usually over one hour) of extremely dilute organolithium in a nonpolar solvent (*e.g.* toluene) or in neat and the use of electron-rich ligands such as P^tBu_3 .

In the same year, Capriati and co-workers¹⁶ reported a novel Pd-catalysed cross-coupling reaction of aryl bromides or chlorides with organolithium reagents on water and found that sodium chloride was treated as an efficient additive to provide the corresponding products (Scheme 4). The advantages of this method are illustrated as (a) the simple manipulation in air, avoiding any anhydrous cautions, (b) the addition of organolithium reagents without the use of a syringe pump or in a slow dropwise manner and (c) the ultra-fast rate of the reaction (20 s). The versatility of this protocol was also demonstrated to tolerate electron-withdrawing and electron-donating groups, albeit, with lithium phenylethynyl, the yield was lower to afford the alkyne **4** in 17% yield.

Despite the remarkable progress in metal-catalysed Csp^2 - Csp^2 coupling with aryllithiums, the Csp^2 - Csp^3 coupling reaction



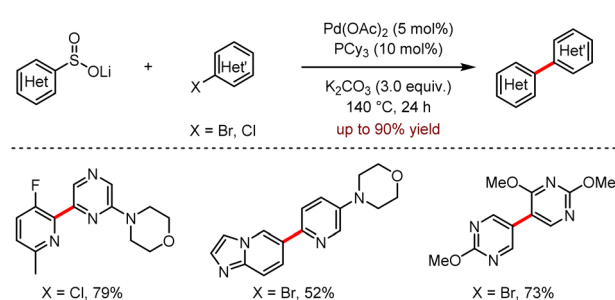
Scheme 5 Pd-catalysed direct coupling of aryl chlorides with alkyllithium reagents.

remains rare. In particular, the combination of aryl chloride with alkyllithium has not been reported. In 2020, Gessner and co-workers¹⁷ disclosed the employment of palladium catalysts for the coupling of aryl chlorides with alkyllithium reagents (Scheme 5). This method tolerated electron-rich (59–88% yields) and electron-deficient (56–96% yields) substrates. Moreover, the ratio of branch and linear products **5** was over 99 : 1, when isopropyl- or isobutyl-lithium reagent was utilised.

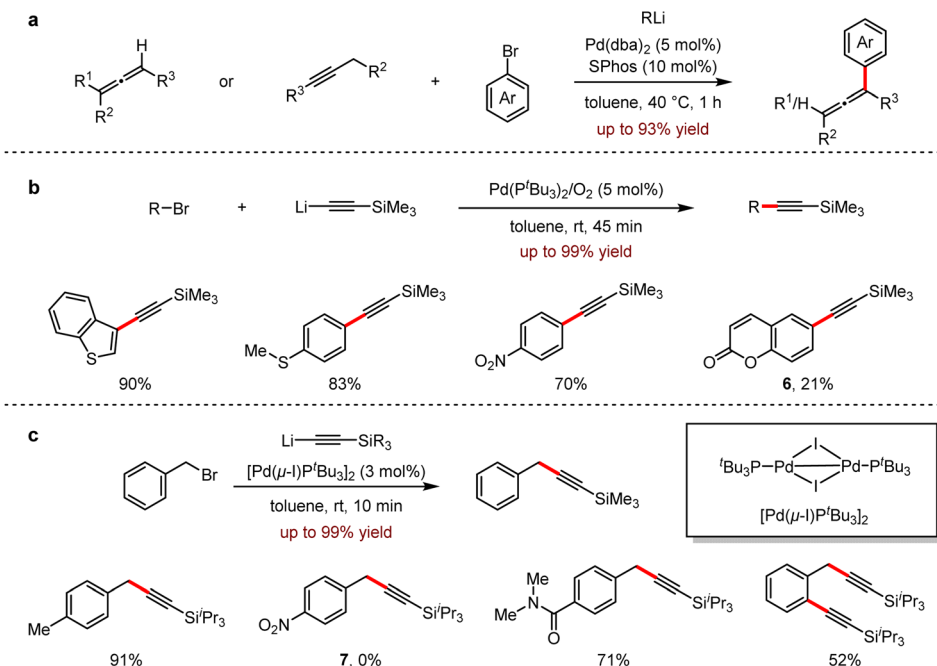
Biaryl compounds with an aza-heterocyclic core are excellent pharmacodynamic groups, which are widely found in small-molecule drugs.¹⁸ In 2020, a continuous flow strategy to prepare the organolithium reagents for the synthesis of heteroaryl sulfonides in gram scale was reported by Lima, Sedelmeier and co-workers.¹⁹ As shown in Scheme 6, lithium heteroaryl sulfites were generated in a continuous flow process and simply separated, which was then subjected to a direct Pd-catalysed cross-coupling with aryl halides, affording bis-heteroaryls in moderate to good yields.

Allenes, featuring the two consecutive orthogonal double bonds with an sp -hybridised carbon atom as its center, has a wide range of applications in materials, ligands and bioactive compounds.²⁰ In 2020, Feringa and co-workers reported a palladium-catalysed cross-coupling of propadienyl- or propargyl-lithium reagents with aryl bromides to furnish highly functionalised propadiene derivatives in 46–93% yields.²¹ This protocol provided a fast and efficient method for the selective synthesis of trisubstituted or tetrasubstituted propadiene, avoiding the formation of propargyl by-products (Scheme 7a). In the same year, a Sonogashira type reaction in the combination of lithium acetylide reagents with aryl bromides was also developed.²² Most examples proceeded under mild conditions to give the corresponding arylacetylene derivatives in 45 minutes. It is noted that the broad substrate scope of this method with excellent selectivities was demonstrated by its significant functional group tolerance, including electron-deficient, electron-rich substrates, compounds, and polybromo-containing substrates. Importantly, for 6-bromocoumarin **6**, the undesired nucleophilic addition by organolithium reagents was inhibited and the corresponding coupling product was obtained in 21% yield (Scheme 7b).

In 2021, Feringa and coworkers subsequently reported the rapid coupling of organolithium reagents with aromatic (pseudo) halides.²³ This efficient protocol of cross-coupling reaction with benzyl bromide and lithium acetylenes allowed the presence of



Scheme 6 Pd-catalysed desulfinate cross-couplings with hetero-aromatic lithium sulfonates towards the synthesis of bis-heteroaryls.



Scheme 7 (a) Synthesis and functionalisation of allenes by Pd-catalysed cross-coupling with organolithium. (b) Pd-catalysed cross-coupling with lithium acetylides and aryl bromides. (c) Pd-catalysed cross-coupling of benzyl bromides with lithium acetylides.

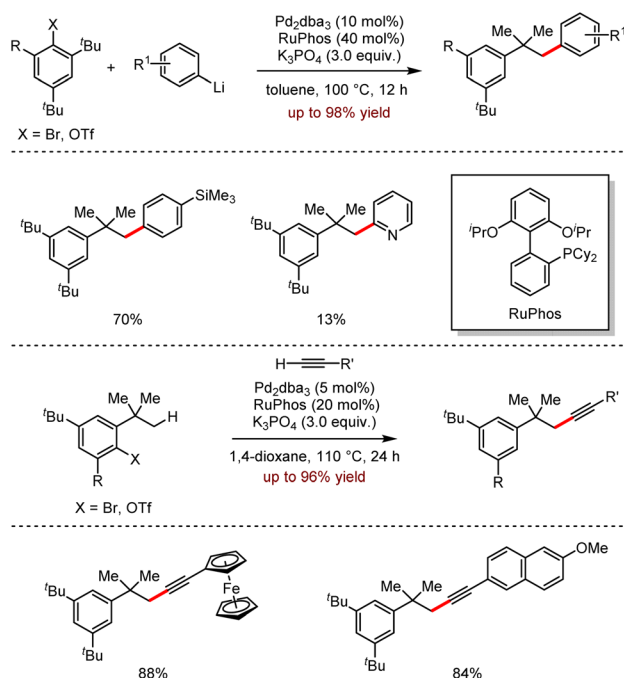
organolithium-sensitive functional groups such as esters, nitrile, amides and boronic esters. The generality of this methodology was also presented with its excellent functional group tolerance. However, there's no desired product **7** detected for the coupling between triisopropylsilyllithium and 1-(bromomethyl)-4-nitrobenzene (Scheme 7c).

Very recently, the efficient remote Csp³-H activation reactions involving the direct Pd-catalysed cross-coupling of aryllithium reagents with terminal alkynes were disclosed by Wong, Peng and co-workers (Scheme 8).²⁴ This strategy showed a broad functional group tolerance with excellent regioselectivities, affording the desired products up to 98% yield. It should be noted that the sterically hindered alkynes proceeded smoothly under optimal conditions. The late modification of the natural product (+)- δ -tocopherol further demonstrated the synthetic feasibility of the methodology.

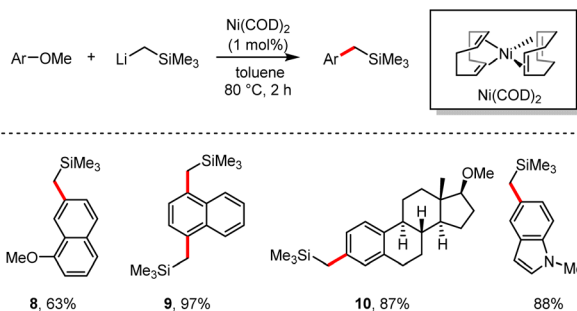
2.1.2 Nickel-catalysed processes with organo-alkali metal reagents. In recent years, nickel catalysis has become a very hot topic due to its unique reactivities.²⁵ Generally, the reductive elimination of nickel is more demanding than its corresponding oxidative addition. The catalytic cycle between Ni(0) and Ni(II) is well known, while other oxidation states of nickel such as Ni(I) and Ni(III) would undergo different reaction pathways, allowing the radical pathway to proceed. Furthermore, nickel is also known to activate robust carbon-fluorine bonds.

In 2014, Rueping and co-workers recorded a novel synthetic pathway which involved the direct demethoxylation with organolithium reagent LiCH₂SiMe₃ *via* nickel catalysis.²⁶ (Scheme 9). The corresponding cross-coupling products were produced in 61–99% yields. Especially, naphthalene derivatives bearing two methoxy groups at diverse positions could selectively deliver the

mono-substituted product **8** in 63% yield by treatment with an excess of 1,7-dimethoxynaphthalene, or the di-substituted product **9** in 97% yield. Nitrogen-containing heterocyclic derivatives such as indole, pyrrole and tetrahydroquinoline are also suitable for this demethoxylation reaction. It is worth mentioning



Scheme 8 Pd-catalysed intermolecular arylation and alkylation with organolithiums and terminal alkynes.



Scheme 9 Ni-catalysed dealkoxylyative $C_{\text{aryl}}-C_{\text{sp}^3}$ cross-coupling reaction.

that the natural product dimethoxy- β -estradiol was directly modified to afford its derivative **10** in 87% yield.

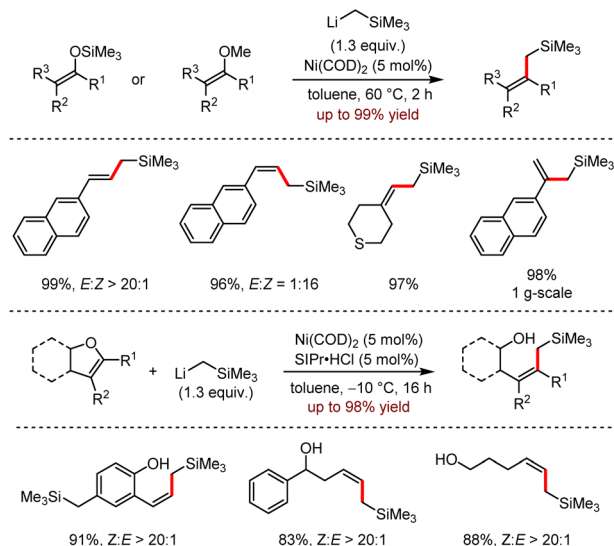
The successful conversion of the existing structurally diverse allyl silyl ethers and oxygenated heterocycles to allylsilanes provides powerful synthetic tools for the construction of functional molecular scaffolds and allows for a variety of subsequent structural modifications. In 2015, Rueping and co-workers reported a novel nickel-catalysed dealkylation cross-coupling reaction that converted allyl silyl ethers to the corresponding allylsilane and alcohol derivatives with high stereoselectivities in moderate to excellent yields.²⁷ Moreover, the reaction underwent smoothly for diverse monosubstituted and disubstituted alkene substrates. The coupling between enol ethers and oxygen-, nitrogen- and sulfur-containing heterocycles also proceeded well under optimal conditions.

To demonstrate the potential application of this protocol, a scale-up experiment with 1 mol% catalyst loading was carried out and the corresponding product trimethyl(2-(naphthalen-2-yl)allyl)silane was obtained in 98% yield. When benzofurans, containing a natural $C_{\text{sp}^2}-O$ bond, were treated as the substrates, the $C_{\text{sp}^2}-O$ bonds were cleaved to give the ring-opening products selectively in the presence of $\text{Ni}(\text{COD})_2$ and $\text{SIPr}\cdot\text{HCl}$ (Scheme 10).

In 2016, Feringa and co-workers disclosed an alternative method of Ni-catalysed cross-coupling with easy-to-prepare organolithium reagents as coupling partners (Scheme 11).²⁸ Both nickel(II) complex **C1** and $[\text{NiCl}_2(\text{depe})]$ (depe = bis(die-thylphosphino)ethane) were efficient catalysts to catalyse the cross-coupling reactions with organometallic lithium.

When heteroarylolithium was coupled with the aromatic precursors, the corresponding polyaromatic products were generated in 25–89% yields. For instance, trifluoromethyl-substituted aromatic compounds reacted efficiently with phenyllithium; moreover, 1-fluoro-4-(trifluoromethyl)benzene was less reactive than 1-bromo-4-(trifluoromethyl)benzene or 1-chloro-4-(trifluoromethyl)benzene. However, the expected cross-coupling reaction between 3-bromo-*N,N*-dimethylaniline and phenyllithium was not observed without the detection of the corresponding product, instead of the dehalogenated by-product.

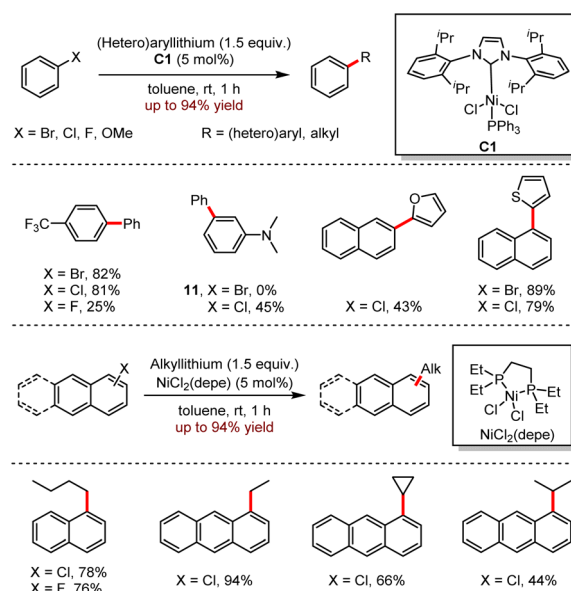
In 2016, Uchiyama and co-workers reported Ni-catalysed cross-coupling between organolithium and ether or ammonium salts, featuring the cleavage of carbon–oxygen and carbon–nitrogen bonds simultaneously to construct the carbon–carbon bonds (Scheme 12).²⁹



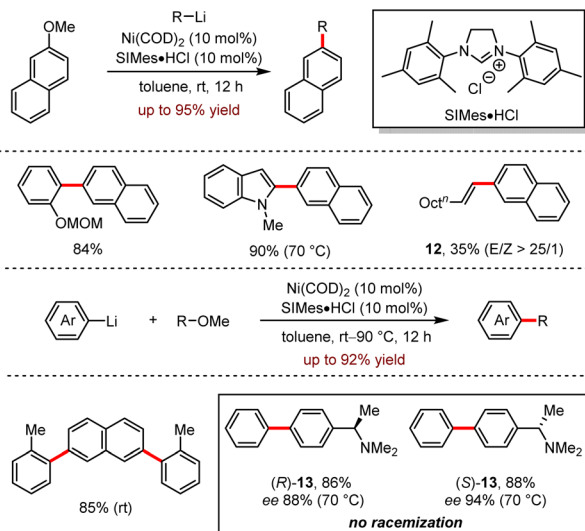
Scheme 10 Ni-catalysed dealkoxylation of enol ether silylation.

They found π -rich heterocyclic aromatic lithium reagents are well tolerated, while π -deficient heterocyclic aromatic lithium reagents, such as thienyllithium and furanyllithium, exhibited rather disappointing reactivities. In most examples, alkenyl- and alkyl-lithium worked well, but the cross-coupling between acyclic alkenyllithium with 2-methoxynaphthalene was insufficient to give **12** in 35% yield. For chiral aryl methyl ether substrates, the absolute configuration of biaryl products (*R*)-**13** and (*S*)-**13** was maintained without any racemisation, especially at the acidic benzylic position.

Late transition metal-catalysed cross-couplings have been widely employed to install various functional groups into unsaturated substrates³⁰ The probable mechanism has been



Scheme 11 Ni-catalysed cross-coupling of (hetero)aryl electrophiles with organolithium reagents.



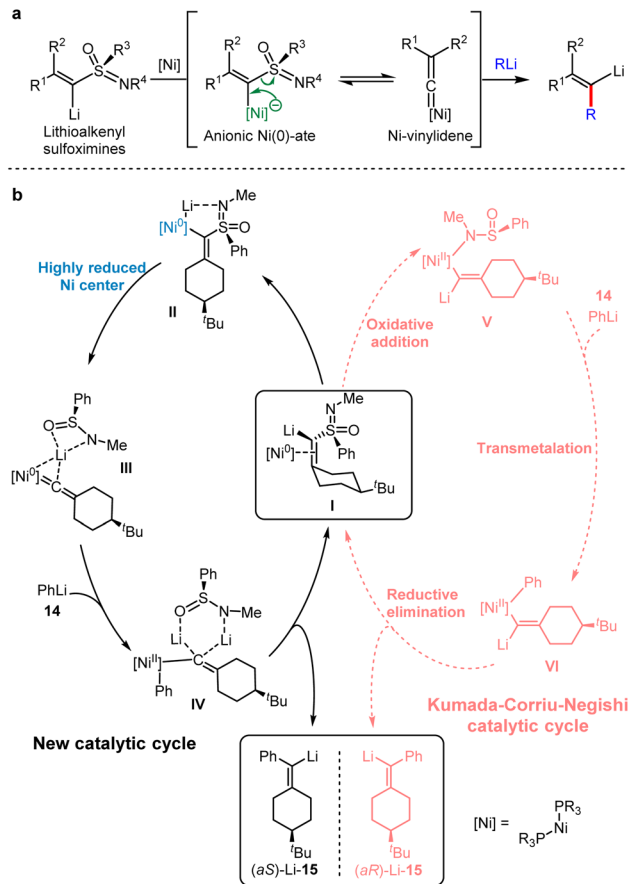
Scheme 12 Ni-catalysed cross-coupling of ethers or aryl ammonium salts with organolithiums via C–O or C–N bond cleavage.

also revealed by simulating these catalytic systems, involving the exchange of transition metals with isoelectronic properties to provide useful mechanistic insights. In the above studies, the anionic Nickel–ate complexes are more efficient in oxidative addition with aryl halides or alkenyl halides as compared to the use of nickel salts.³¹ In particular, the anionic Nickel–ate species contribute to the cleavage of carbon–halogen bonds due to a strong nucleophilicity.³² Despite the prevalence of reports related to the anionic cross-coupling reactions, relevant studies on the electron-rich Nickel–ate complexes remain relatively rare.

Kambe *et al.* found that Lithioalkenyl sulfoximines bearing a chiral nucleofuge, failed to undergo nucleophilic substitution with organolithium or Fritsch–Buttenberg–Wiechell (FBW) rearrangement at 0 °C.³³ When metalloalkenyl sulfoximines were treated by organolithium agents, alkenyllithiums were generated *via* the transformation between an anionic Ni–ate and Ni–vinylidene. Therefore, the Ni^0 –vinylidene was obtained by releasing $\text{PhS}(\text{O})\text{N}(\text{Li})\text{Me}$, indicating that the electron-rich nickel complex is necessary for the following process (Scheme 13a). Numerous studies on metal–vinylidene complexes have shown that the rearrangement of acetylene to vinylidene is a thermodynamically favorable process.³⁴ Accordingly, a highly reduced nickel center was employed to generate Ni–vinylidenes.

In 2020, Gais and co-workers combined experimental and computational results to record a novel catalytic cycle involving the conversion of Ni–ate induced by organolithium with Ni–vinylidene intermediates *via* α -elimination.³⁵ The detailed mechanism of the anionic cross-coupling reactions (ACCR) of Ni-catalysed metalloalkenyl sulfoximines was elaborated.

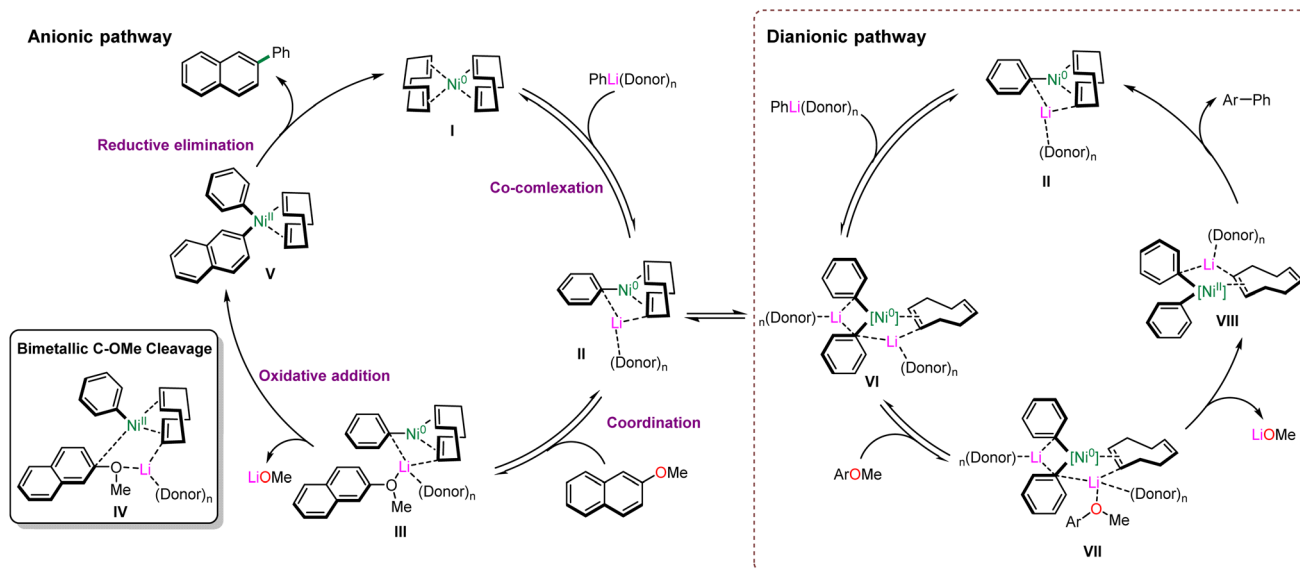
As shown in Scheme 13b at the right side in the dashed line, a typical Kumada–Corriu–Negishi (KCN) cross-coupling pathway initiated from the oxidative addition to provide $\text{Ni}(\text{II})$ complexes. Following the transmetalation with phenyllithium and the reductive elimination, streptavidin lithium was generated.



Scheme 13 Ni-catalysed anionic cross-coupling reaction of lithium sulfonylimidoyl alkydene carbenoids with organolithiums. (a) Ni-catalysed anionic cross-coupling reaction (ACCR). (b) Proposed mechanism for ACCR (Solid lines depicted the proposed reaction pathway of the Ni-catalysed ACCR. Dashed lines depicted the oxidative addition pathway, which induced the opposite stereoselectivity).

Alternatively, at the left side in the solid line, the neutral Ni^0 complex was involved, which produced Ni–ate species by the mediation of lithium ions, and this transient intermediate underwent α -elimination to give Ni–vinylidene. DFT calculations indicated that the reaction energy barrier would be 6 kcal mol^{−1} higher without the participation of lithium ions, indicating the importance of lithium ions in the catalytic cycle. After the addition of PhLi **14**, a $\text{Ni}(\text{II})$ intermediate with carbon anion **IV** was generated, which was probably stabilised by two lithium ions. Finally, the vinyl lithium **15** product was afforded by the reductive elimination of **IV** with the regeneration of **I**.

Ni-catalysed cross-coupling of aryl ethers is an effective method for the construction of carbon–carbon and carbon–heteroatom bonds. Moreover, the mechanism may differ from the conventional coupling reactions due to the inertness of the sp^2 carbon–oxygen bond, which is thermodynamically and kinetically unfavourable for the oxidative addition of aryl ethers to nickel. Wang, Uchiyama and co-workers³⁶ provided the theoretical support for the alternative anionic pathway through DFT calculations to identify the formation of the anionic Ni^0 –ate as the key in the process of C–O bond cleavage. Only a few catalytic



Scheme 14 Proposed mechanism (anionic and dianionic) of Ni-catalysed cross-coupling of aryl ethers.

intermediates have been confirmed; therefore, direct experimental evidence to elucidate the anionic pathway is still lacking.

In 2021, Borys and Hevia reported detailed studies to disclose the ionic pathway, in which electron-rich heterobimetallic Ni-ates were obtained by the addition of organometallic nucleophiles to a Ni(0) center.³⁷ Based on their experimental investigation and computational studies, the probable mechanism is shown in Scheme 14. Initially, the addition of Ni(cod)₂ (**I**) and PhLi(donor)_n afforded lithium nickelate **II** (1 : 1) and **VI** (2 : 1), following the coordination with 2-methoxynaphthalene to generate the intermediates **III** or **VII**, respectively. The coordination pulls the substrate closer to the active nickel center and facilitates the oxidative addition to nickel. Subsequently, the cleavage of the C–O bond occurs through the presumable transition state **IV** to deliver the Ni(II) species **V** or **VIII** by the release of the lithium methoxide, which is consistent with the computational calculations. Furthermore, the possible transition state **IV** suggests that aryl ether substrates containing π -extended aromatic systems can generate more stable dearomatized intermediates. Eventually, Ni(0) catalysts (**I** or **II**) are regenerated by the reductive elimination of Ni(II) to furnish the catalytic cycles.

2.1.3 Iron-catalysed processes with organo-alkali metal reagents. Iron is a more abundant and environmentally friendly element compared to palladium and nickel.³⁸ To avoid the high cost, low natural abundance and environmental contamination and potential toxicity of Ni- or Pd-based catalysts, there is therefore an increasing interest in iron catalysis. Recently, a series of iron catalysed coupling reactions with organolithium reagents have been developed by Wong's group.

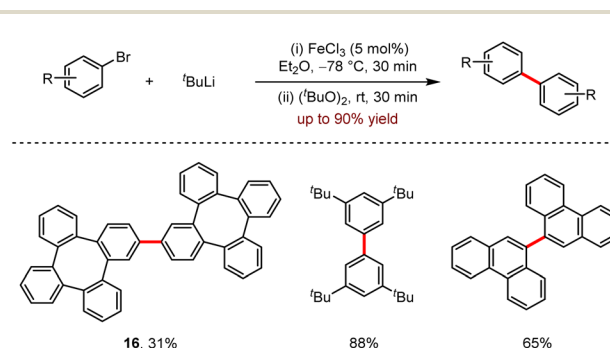
In 2016, Wong's group developed an efficient Fe-catalysed cross-coupling of organolithium reagents with a variety of organic bromides under mild conditions to construct diverse of Csp²–Csp³ bonds and Csp³–Csp³ bonds, demonstrating that organolithium reagents can also be employed as the partners in

iron-catalysed reactions.³⁹ Shortly after, they also realised iron-catalysed cross-coupling reactions with organolithium reagents to forge Csp²–Csp² bonds and other types of carbon-carbon bonds, which were allowed to practically prepare 1,3-butadiene and biaryls *via* homo-coupling using alkenyl-lithium or aryl-lithium reagents.⁴⁰

In 2020, Wong and co-workers reported a strategy of Fe-catalysed homo-coupling reaction without the assistance of ligands.⁴¹ As shown in Scheme 15, this reaction exhibited broad functional group compatibility to afford various biaryls in moderate to good yields. Especially, when the bromotetraphenylene was subjected to the standard conditions, the expected product **16** was obtained in a 31% yield.

Subsequently, they also reported a protocol of Fe-catalysed cross-coupling of organolithium compounds with haloalkenes (Scheme 16).⁴² In the presence of Fe(acac)₂ and XPhos, the desired products were produced with good functional group tolerance. To further demonstrate the potential industrial application, a gram scale reaction was realised in this work.

2.1.4 Processes involving dual catalysts. The dual catalytic system has been considered as an attractive method for the



Scheme 15 Fe-catalysed homo-coupling with aryllithium reagents.

construction of various chemical bonds in terms of high catalytic efficiency, good atomic economy, and convenient operation, thereby facilitating some challenging transformations encountered in a single catalytic system.⁴³ Notably, co-catalysis, an emerging catalysis paradigm that goes beyond the single-site approach, has great potential to enable complementary reactivities and selectivities.

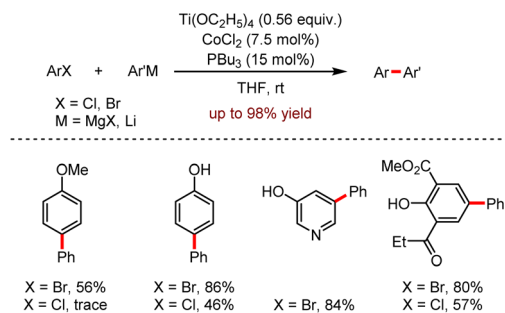
In 2013, Duan and co-workers established a cooperative cross-coupling reaction catalysed by cobalt and titanium with Grignard reagents or organolithium. As shown in Scheme 17, the reactions underwent efficiently with the combination of Ti(OEt)₄ as co-catalyst, CoCl₂ as catalyst and PBu₃ as ligand, leading to the biaryl products in moderate to excellent yields.⁴⁴

A series of control experiments indicated that in the absence of titanate the homo-coupling dominated the reaction, suggesting the necessity for a bimetallic co-catalyst. The generality of this reaction was shown as the good functional group tolerance, such as thienyl, pyridinyl, quinolinyl, and naphthyl *etc.* Both Grignard reagents and organolithium reagents could be reacted with aryl bromides and chlorides under mild conditions. Moreover, aryl bromide was more active than aryl chloride, for instance, the biaryl product was obtained in 56% yield using 1-bromo-4-methoxybenzene as the starting material, while only a trace amount of product was detected with 1-chloro-4-methoxybenzene as the substrate.

In 2012, Smith *et al.* presented a palladium and copper catalysed cross-coupling reaction of aryl halides and an *in situ* formed silicon-lithium reagents.⁴⁵ From the insight of the probable mechanism, this relay process involved anion relay chemistry (ARC). On the basis of this work, they designed and prepared a series of this-type reagents.⁴⁶ Furthermore, the polymer-supported siloxane-transfer reagents were also produced and screened including PSTA-I₂₀ (17), PSTA-I₂₀₀' (18), PSTA-II₂₀ (19), PSTA-II₂₀₀ (20) and PSTA-I₂₀₀ (21) to enhance the reaction efficiency and their stability after several recycles (Scheme 18). Under standard conditions, the reaction exhibited excellent functional group tolerance and the yield was up to 98% yield.

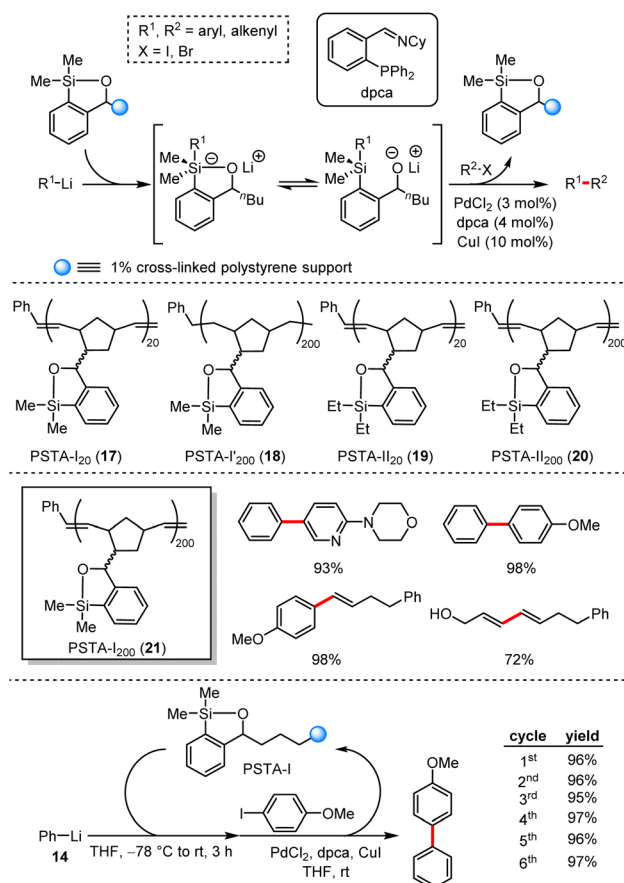
2.1.5 Processes involving organosodium reagents.

Although sodium is the most abundant alkali metal in the earth's crust and oceans, sodium has long been neglected to apply less than lithium. The earliest studies of organic sodium can be dated back to the 19th century, in which Frankland, Wanklyn and Wurtz *et al.* studied the reactions of haloalkanes with metallic sodium.⁴⁷ In the 20th century, the combination of organic halides and

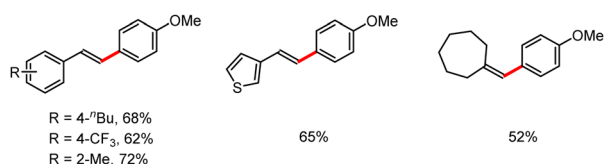
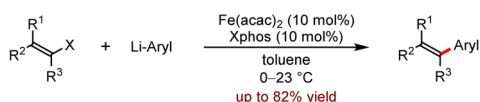


Scheme 17 Co/Ti catalysed cooperative couplings of aryl halides with organometallics.

sodium was applied to prepare organic sodium compounds instead of earlier methods using dialkylzinc or dialkylmercury reagents.⁴⁸ Since then, Bockmühl and Ehrhart first prepare the phenylsodium reagent from chlorobenzene and sodium wire.⁴⁹ Despite the industrial interest in organosodium reagents, the application of organosodium in catalysis still did not receive enough attention. Generally, the application of organosodium reagents in organic synthesis still remains in limited transformations, such as electrophilic addition to carbon dioxide or carbonyl compounds, deprotonation of hydrocarbons or heterocycles *etc.*^{47a,50}



Scheme 18 Polymer-supported silicon-transfer agents for cross-coupling reactions with organolithium reagents.



Scheme 16 Fe-catalysed Csp²-Csp² cross-coupling with aryllithium.

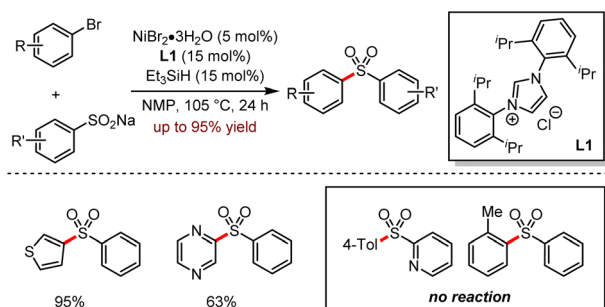
Diaryl sulfone is an important motif in organic synthesis with diverse biological activities such as the inhibition of HIV-1 reverse transcriptase, antibacterial and antitumour properties.⁵¹ In 2017, Manolikakes and co-workers reported a nickel-catalysed cross-coupling reaction between sodium sulfite and (hetero)aryl halides, indicating that sodium sulfite was a promising coupling partner (Scheme 19).^{52a} The versatility of this method was demonstrated in a wide range of aryl bromides or activated aryl chlorides with various sodium salt of aryl sulfonic acids; moreover, substrates bearing electron-rich groups gave higher yields. For the aromatic heterocyclic bromides, the corresponding sulfone products were provided in 50–95% yields.

Subsequently, they reported a manganese-mediated C–H sulfonation *via* the coupling reaction between organosodium or organolithium reagents and 1,4-dimethoxybenzenes (Scheme 20).^{52b} These organolithium and organosodium reagents could be easily obtained from sulfur dioxide as their precursors. It is worth noting that the reactions proceeded efficiently at room temperature to afford various sulfones in moderate to good yields. But this protocol was limited to the use of excess stoichiometric metal salts, considering the atom economy.

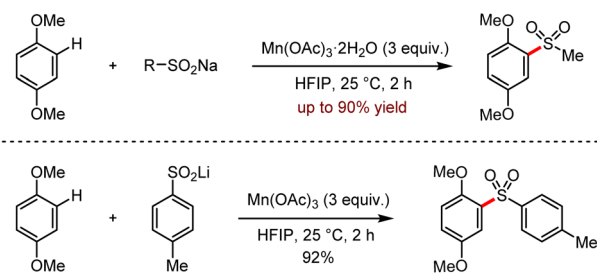
Furthermore, Manolikakes and coworkers also reported an effective cross-coupling of sodium sulfites with aryl iodides by photoredox/nickel dual catalysis (Scheme 21).⁵³

This method exhibited a board scope and tolerated diverse functional groups to afford the corresponding diaryl sulfones up to 89% yield. Specifically, aryl iodides bearing substituents at the *para* and *meta* positions or with sensitive groups such as trifluoromethyl, cyano, ester and carbonyl were suitable for this strategy. Moreover, substrates with free amino, hydroxyl and carboxyl groups achieved the corresponding products in moderate to good yields.

Transition metal-catalysed cross-coupling between two fragments or reagents has become one of the most efficient and reliable synthetic methods for the construction of structurally and functionally diverse organic molecules.⁵⁴ The general methods for the preparation of organometallic reagents employed the transmetalation of organolithium reagents or Grignard reagents, which transferred the organic moieties from Mg or Li centers to Zn or B. Despite their extensive use in organic synthesis, these methods still have some limitations, for instance, the unexpensive organic chlorides are less reactive and more difficult to be



Scheme 19 Ni-catalysed synthesis of diaryl sulfones from aryl halides and sodium sulfonates.

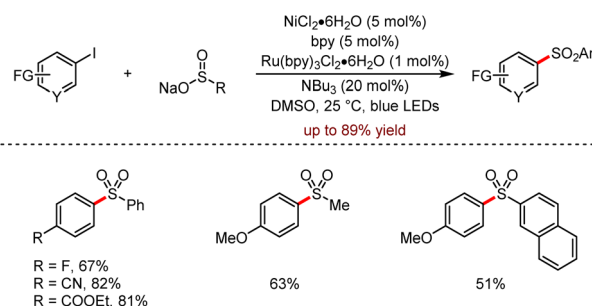


Scheme 20 $\text{Mn}(\text{OAc})_3$ mediated C–H sulfonation of 1,4-dimethoxybenzenes with sodium and lithium sulfonates (HFIP = hexafluoroisopropanol).

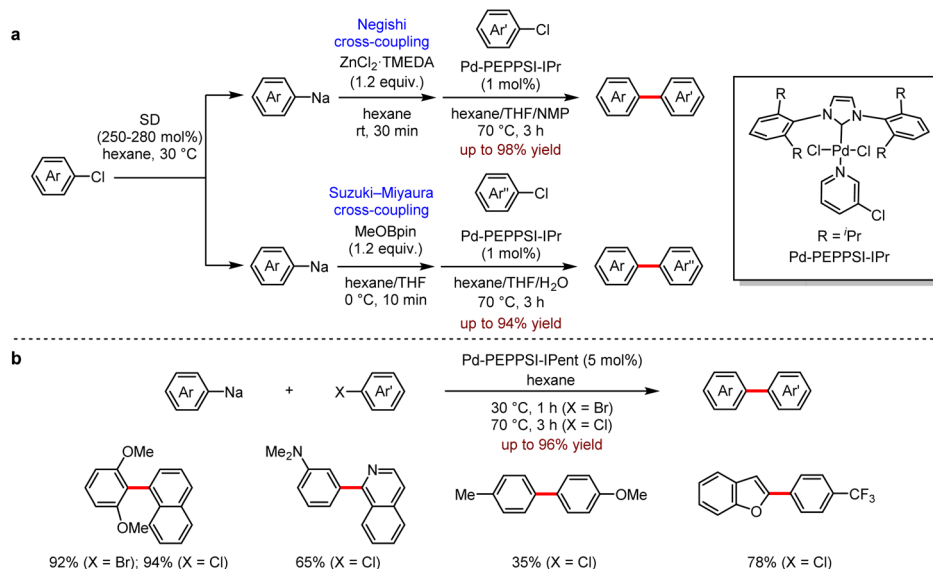
utilised than organic bromides or organic iodides in cross-coupling reactions. Recently, Knochel *et al.* addressed this issue by using ¹PrMgCl·LiCl reagent to activate the substrate.⁵⁵ The alternative approach to the desired coupling with aryl chlorides is the direct use of organosodium reagents as the coupling partners. In 2019, Asako and co-workers⁵⁶ reported a Pd-catalysed cross-coupling of organosodium reagents with aryl chlorides to provide the corresponding biaryl products (Scheme 22).

Firstly, they found that the transmetalation of organosodium reagents with ZnCl_2 –TMEDA or boronic esters generated the corresponding organozinc or organoarylboron reagents, which were subsequently applied in Pd-catalysed Negishi and Suzuki–Miyaura coupling (Scheme 22a). In addition, the organosodium reagents could be directly utilised in Pd-catalysed cross-coupling of aryl chlorides or aryl bromides to give the coupling products efficiently (Scheme 22b).

They also developed a reliable method to prepare a variety of (hetero)aryl and alkenyl sodium compounds by halogen–sodium exchange.⁵⁷ A wide range of organosodium reagents were obtained (Scheme 23). The aryl-, (hetero)aryl- and alkenyl-sodium compounds were *in situ* produced from their corresponding bromides and neopentylsodium, which was easily prepared from neopentyl chloride and sodium disperse. Especially, 1,3,5-tris(4-bromophenyl)benzene **22** and *tetrakis*(4-bromophenyl)methane **23** succeeded to yield the corresponding products with neopentylsodium, which were not available by other approaches (Scheme 23a). This strategy also allowed a one-pot Negishi reaction (Scheme 23b) and Suzuki–Miyaura reaction (Scheme 23c) under mild conditions. In addition, the direct coupling of



Scheme 21 Visible-light mediated photoredox/nickel dual catalysis for the cross-coupling of aryl iodides with sulfonic acid salts.



Scheme 22 (a) Pd-catalysed Negishi or Suzuki–Miyaura cross-coupling reactions with arylsodiums. (b) Pd-catalysed cross-coupling reactions with arylsodiums directly. (c) Pd-catalysed Negishi cross-coupling reactions with arylsodiums. (d) Pd-catalysed Suzuki–Miyaura cross-coupling reactions with aryl- and alkenylsodiums. (e) Pd-catalysed cross-coupling reactions of arylsodiums and 2-chloronaphthalene directly.

arylsodium reagents and aryl chloride proceeded successfully (Scheme 23d). It is noted that the organosodium reagent does not need to be added slowly.

Although new interest and some new insights into the use of organosodium reagents have recently been disclosed, the development of versatile reactions remains a challenge due to the lack of general and reliable methods for their preparation. Considering the abundance of sodium, we expect that more and more chemists will explore new and novel chemistry in organosodium chemistry.

2.2 Organo-alkali metal reagents acting as additives

Organoalkali metal reagents, especially organolithium reagents, have also been utilised as additives to facilitate the desired reactions. In 2018, Bedford and co-workers reported a novel iron-catalysed Suzuki–Miyaura cross-coupling reaction promoted by alkyllithium-activated aryl pinacol boronic esters under mild conditions.⁵⁸ As shown in Scheme 24, the key success of this transformation was the use of π -coordinating pyrrole as the directing group to achieve the coupling process efficiently.

In 2016, Morken developed a conjunctive cross-coupling reaction to achieve chiral alcohols (Scheme 25).⁵⁹ This approach combined three simple starting materials including organolithium reagents, organoboronic esters and electrophiles to forge two new carbon–carbon bonds with high enantioselectivity. When alkenyl- or aryl-trifluoromethanesulfonates were used as electrophiles, the reactivity was significantly improved compared with other electrophiles.

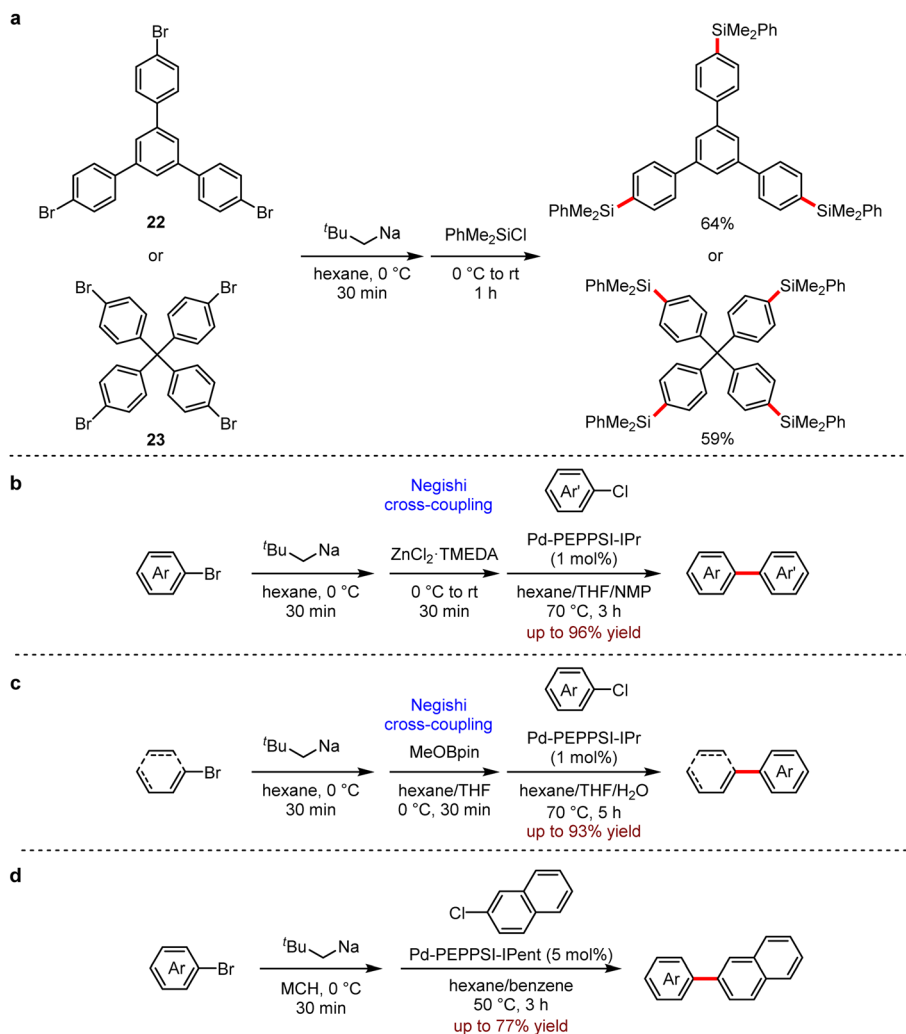
In addition, the yields and stereoselectivities of the reaction majorly relied on the *in situ* formed borate complexes. For example, the neopentyl glycol-derived borate complexes provided **24** in 83% yield with 97 : 3 *er* and **25** in 86% yield with

97 : 3 *er* respectively. To analyse the by-products, both the direct Suzuki–Miyaura products and the partial consumption of organoborate esters led to low efficiency. For the substrates bearing with primary and secondary alkyl groups, the alkyl group migration also disturbed the outcome of the target product. This method exhibited a broad functional group tolerance, although the trifluoromethyl group was inert and only a trace amount of the corresponding product was detected.

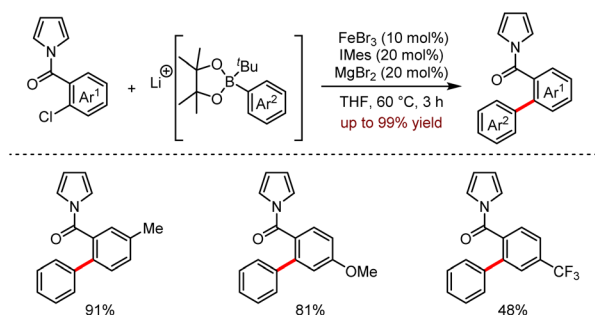
Moreover, the addition of vinyl lithium to organoborate could also generate the ate complexes, which underwent the subsequent Pd-catalysed coupling reaction efficiently. Control experiments showed that the presence of lithium halide salts affected the reaction negatively.

Polar organometallic reagents, such as organolithium and Grignard reagents, are widely utilised in synthetic chemistry to produce a variety of novel organometallic compounds.⁶⁰ Hevia and co-workers^{60b–d} designed a series of polar mixed-metal reagents (Scheme 26) with synergistic effects. By isolation and characterisation of key organometallic intermediates, they revealed the potential of s-block co-catalysis, including enhanced reaction performance, greater functional group tolerance and exceptional regioselectivity.

The mixture of [NaMg(CH₂SiMe₃)₃] (**26**) and [(THF)NaMg(NPh₂)₃·(THF)] (**27**) (Scheme 26a) could selectively catalyse the hydroamination/trimerisation of isocyanates by modulating the space of the isocyanate substituents.^{60b,c} The well-defined dipotassium-*tetrakis*(alkyl)magnesates allowed direct magnesium–hydrogen exchange reactions of various (hetero)aryl substrates (Scheme 26b).^{60d,e} Although the direct cross-coupling reactions with the mixed metal reagents have not been explored, their unique chemical properties and spatial advantages allowed for a potential application in organic synthesis.



Scheme 23 (a) Multisodiation through bromine–sodium exchange. (b) Pd-catalysed Negishi cross-coupling reactions using arylsodiums. (c) Pd-catalysed Suzuki–Miyaura cross-coupling reactions using aryl- and alkenylsodiums. (d) Pd-catalysed direct cross-coupling reactions of arylsodiums and 2-chloronaphthalene (MCH = methylcyclohexane).

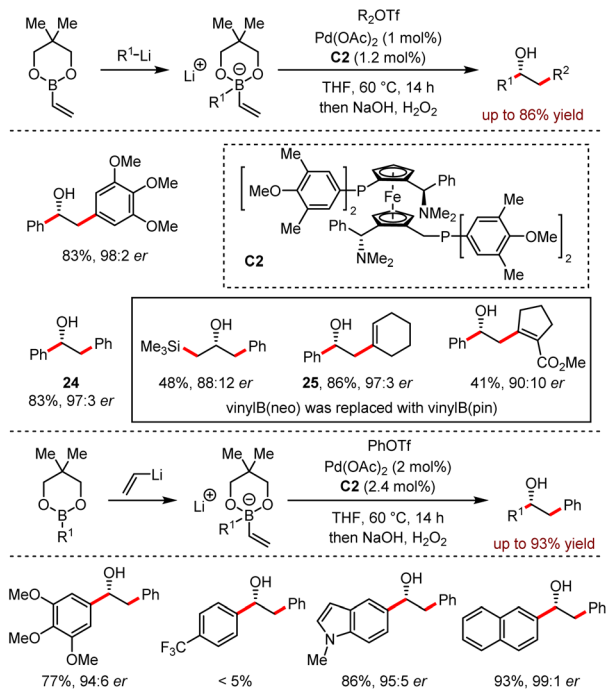


Scheme 24 Fe-catalysed substrate-directed Suzuki–Miyaura coupling reaction.

In 2017, a novel protocol of regioselective mono- and diferric transformations under mild conditions, using sodium perferrate base $[(\text{dioxane})_{0.5}\text{NaFe}\{\text{N}(\text{SiMe}_3)_2\}_3]$ (**28**), paired with iron bis(amide) $\text{Fe}(\text{N}(\text{SiMe}_3)_2)_2$ and $\text{Na}[\text{N}(\text{SiMe}_3)_2]$ was reported by Hevia and co-workers.⁶¹ The structure of sodium tris(amido)

ferrate (**28**) was confirmed by X-ray crystallography. The complex (**29**) was generated from **28** with 1,3-difluorobenzene, which was followed by the electrophilic addition with iodide to give 1,3-difluoro-2-iodobenzene (**30**) in 84% yield (Scheme 27a). A wide range of fluoroaromatic derivatives was obtained by the mono- or bimetalisation pathway (Scheme 27b). Moreover, the key mechanistic insight of this transformation was observed by the capture of highly reactive iron intermediate. Using 1,3,5-trifluorobenzene derivatives as the substrates, an unusual two-fold C–H/three-fold C–F activation proceeded at 80 °C with an excess **28** to give **31** in 87% yield as a yellow crystal and the biferronic compounds **32** in 47% yield and **33** in 46% yield, respectively (Scheme 27c).

Organozinc–lithium reagents could enhance the nucleophilic ability of tetraorganozincates, exhibiting unique functional group tolerance. As shown in Scheme 28, the mixed-metal organometallic reagents were used in the C–H alkylation or arylation of heteroaromatics such as acridines or pyrazines by coordination of alkali metals adjacent to the anion activation



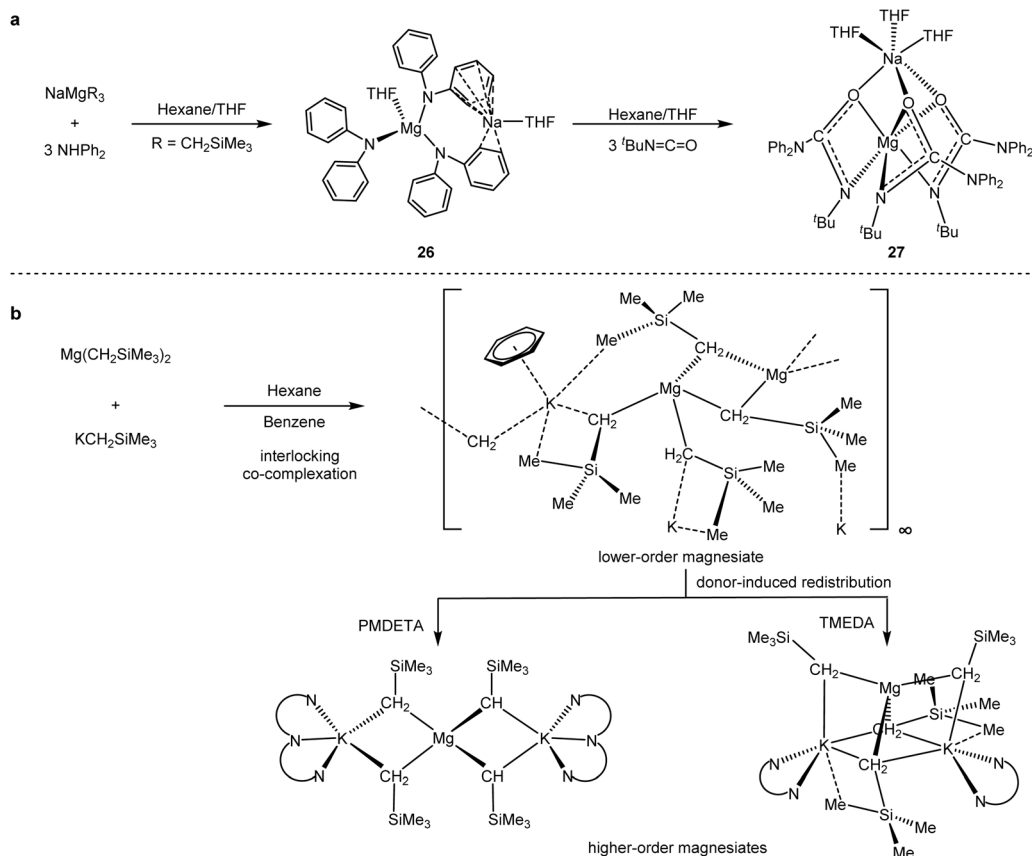
Scheme 25 Conjunctive cross-coupling enabled by metal-induced metallate rearrangement in the combination of organoboronates and organolithium.

site.⁶² In 2020, efficient conjugated addition to nitroolefins employing lithium tetraorganozincates was reported under transition metal-free and ligand-free conditions (Scheme 29).⁶³ This reaction allows highly chemo-selective access to nitro-methane derivatives up to 98% isolated yields.

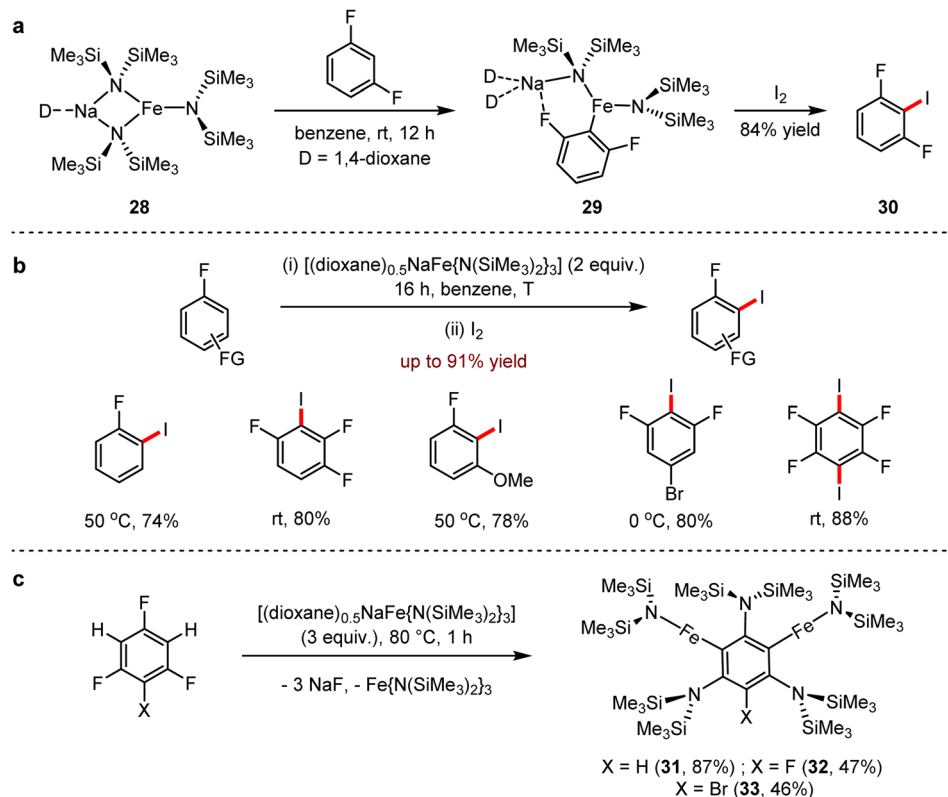
2.3 Organo-alkali reagents acting as nucleophiles

Organo-alkali reagents are conventionally used as nucleophiles in organic synthesis due to the convenient preparation and high activities, involving various functional group transformations. In 2012, a general method for the preparation of isoquinolines was reported (Scheme 30a).⁶⁴ The Pd-catalysed cross-coupling of *o*-cyano arene-nonaflates and α -alkoxycarbonyl surrogates afforded *o*-cyanoalkene derivatives *in situ*, which were followed by nucleophilic addition with organolithium reagents in one-pot to provide various isoquinolines up to 99% yield.

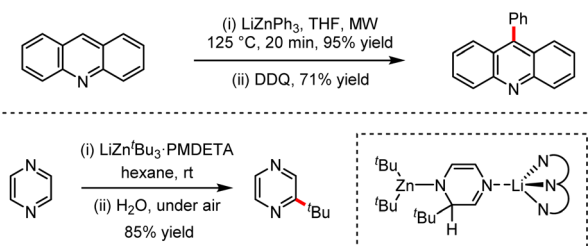
In 2014, Hatton, Jamison and coworkers⁶⁵ disclosed an efficient continuous flow process to access ketones by the nucleophilic addition of carbon dioxide with organolithium or Grignard reagents (Scheme 30b). This process exhibited the significant advantages to inhibit side reactions, which would yield by-products including undesired symmetrical ketone and tertiary alcohol. Moreover, this method allowed the continuous generation of organometallic reagents in a facile and scalable three-step flow process.



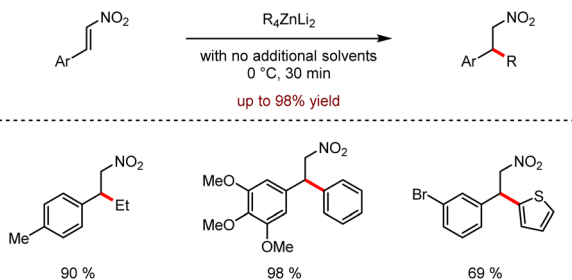
Scheme 26 (a) Sodium magnesiate catalyzed hydroamination of isocyanates. (b) Synthesis of potassium magnesiate and donor-induced redistribution processes to form higher-order species (PMDETA = pentamethyldiethylenetriamine).



Scheme 27 (a) Sodium-mediated ferration of 1,3-difluorobenzene with $[(\text{dioxane})_{0.5}\text{NaFe}\{\text{N}(\text{SiMe}_3)_2\}_3]$. (b) Sodium-mediated regioselective ferration of fluoroarenes via C–H and C–F bond activation. (c) Two-fold C–H/three-fold C–F activation of 1,3,5-trifluorobenzenes.



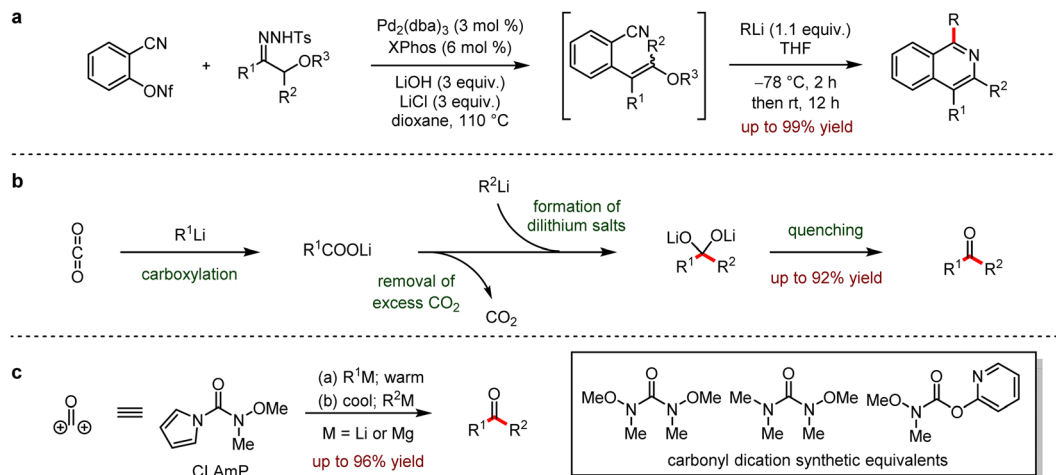
Scheme 28 Selected examples of s-block bimetallic cooperation in zinc chemistry for transition metal-free C–C bond-forming processes (DDQ = dichlorodicyanoquinone).



Scheme 29 Nucleophilic addition of tetraorganozincates to nitroolefins.

In 2015, Sarpong and co-workers reported a strategy to prepare the asymmetric ketones with pyrrole derivatives that were the synthetic equivalent of formyl carbonyl dication (Scheme 30c).⁶⁶ Compared to other carbonyl surrogates, carbonyl linchpin *N,O*-dimethylhydroxylamine pyrrole enabled the electrophilic addition of less reactive or thermally unstable nucleophiles such as Grignard reagents or organolithium reagents to provide the desired ketones.

Deep eutectic solvents (DESS) are an emerging green medium that have a significantly lower melting point than pure single solvent. In addition, many of their physicochemical characteristics are also adjustable.⁶⁷ The promising utilizations of DESS have been well documented recently.^{67,68} In 2020, an efficient and chemo-selective addition of aldehydes or epoxides with highly polarised lithium phosphides (LiPR_2) was disclosed, which were generated in the recyclable eutectic mixtures of 1ChCl and 2Gly (Scheme 31a).⁶⁹ This environmental-friendly protocol showed a fast reaction rate and obtained α -hydroxy-phosphine oxide or β -hydroxy-phosphine oxide, respectively, in 62–94% yields at room temperature and in air. In 2021, Capriati, and co-workers reported the nucleophilic addition of amides with organolithium reagents in a cyclopentane methyl ether environment to give ketones up to 93% yield (Scheme 31b).⁷⁰ This protocol inhibited the over-addition of nucleophilic reagents and showed the potential for scale-up and recovery of the reaction medium.



Scheme 30 (a) Synthesis of isoquinolines *via* nucleophilic addition between *o*-cyanoalkenes and organolithiums. (b) Continuous flow process to access ketones from organolithiums and CO_2 . (c) Unsymmetrical synthesis of ketones with a pyrrole-bearing formal carbonyl dication linchpin reagent.

3 Application of organo-alkali metal reagents in the synthesis of functional molecules

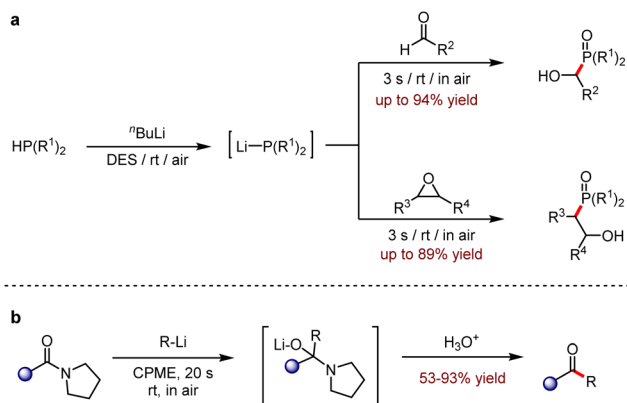
Metal-catalysed carbon–carbon bond and carbon–heteroatom bond formations are also important in medicinal chemistry, especially for the structural modification of small molecule drugs. Moreover, some well-established methods have been applied in industrial production. A timely summary of existing results would herein provide a necessary update for drug development.

Feringa and co-workers employed a one-pot 1,2-addition and Pd-catalysed cross-coupling strategy to prepare cyclopropylaryl ketones, which are versatile intermediates for the synthesis of various drugs.¹² They applied the strategy to obtain cyclopropylphenyl ketone, which was utilised to prepare a HIV

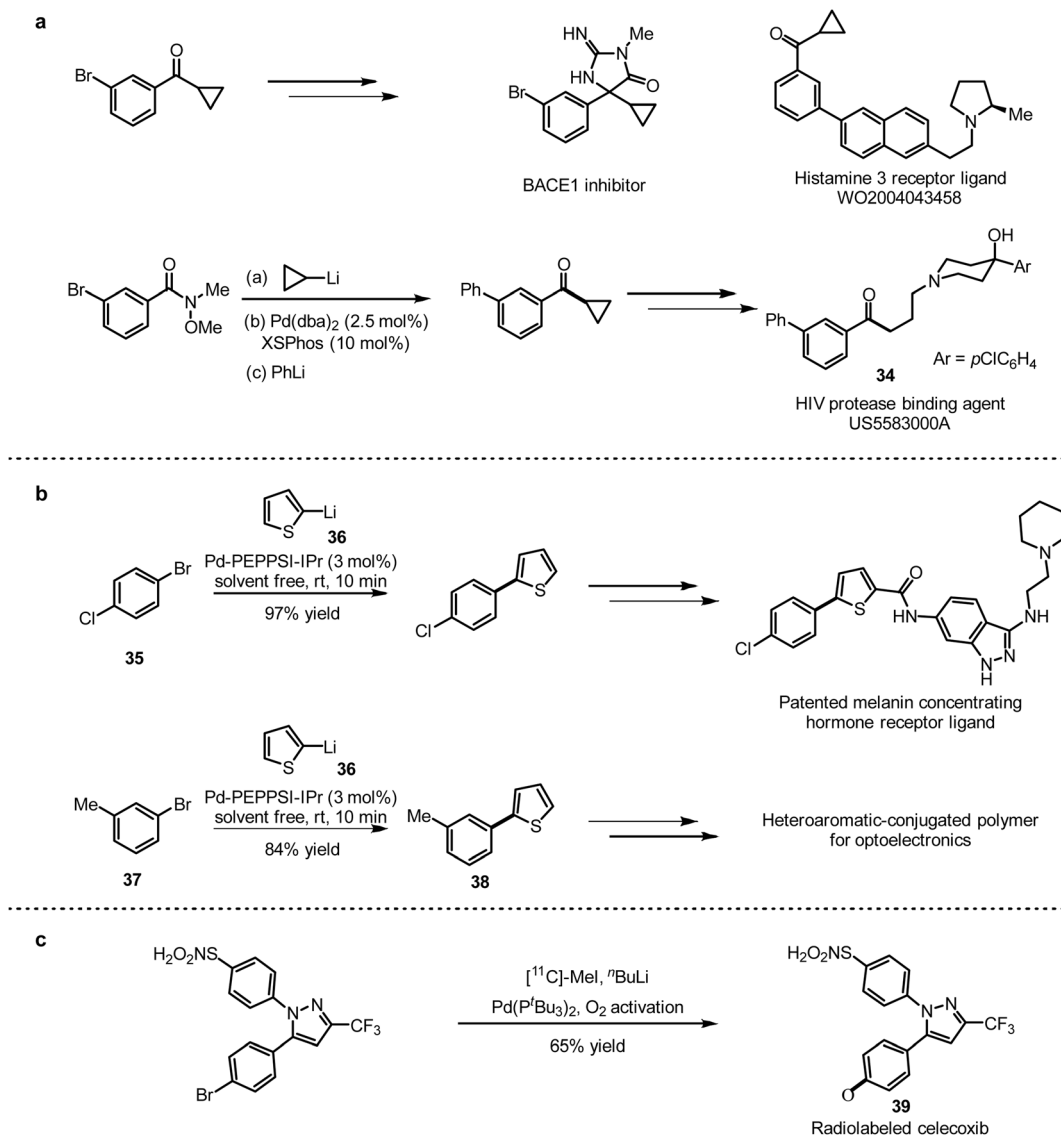
protease inhibitor **34** (Scheme 32a) according to the precursors in references.

To further demonstrate the application of this method, 1-bromo-4-chlorobenzene (**35**) and 2-thienyllithium (**36**) were coupled with 3 mol% Pd-PEPPSI-IPr as a catalyst to generate the desired coupling product with high selectivity in 97% yield, which was used for the synthesis of melanin-concentrating hormone receptor ligands⁷¹ (Scheme 32b). In addition, the combination of 3-methyl-1-bromobenzene (**37**) and 2-thienyllithium (**36**) provided the coupling product **38**, which was applied to prepare polymers for optoelectronic devices.⁷² A general method of isotopic labelling was also provided in this work, introducing CD_3 -labeled and short-lived ^{11}C radioisotopes ($t_{1/2}(^{11}\text{C}) = 20.3$ min) for positron emission tomography (PET) imaging.⁷³ This isotopic labelling protocol is an efficient complement to the conventional quenching strategy. With this method in hand, they succeed to prepare [^{11}C]celecoxib (**39**) with ^{11}C -labeled MeI (Scheme 32c).

Axial asymmetric units are widely found in functional molecules and related fields. For example, 2,2'-dihydroxy-1,1'-binaphthyl (BINOL) derivatives are commonly used as catalysts or ligands in asymmetric synthesis and also as important constituent sequences in optical materials or supramolecular structures.^{74a} Uchiyama and co-workers^{74b} tested the feasibility of introducing BINOL units into polymers by a condensation strategy (Scheme 33a). The results showed that dilithium reagents (**39**) prepared by lithium–bromine exchange could be coupled with dimethoxynaphthalene ether (**41**) to give the desired polymers **42**, rather than the unsuccessful attempts with Grignard reagents. Considering the significant potential of sulfone groups in organic synthesis, Manolikakes and co-workers explored a dual-catalytic strategy in the late-stage modification of small molecule drugs.⁵² They found that the cross-coupling of sulfites (**43**) with heteroaryl iodides led to the nonsteroidal anti-inflammatory drug phenazone (**44**), and with



Scheme 31 (a) *In situ* generation of lithium phosphides and one-pot chemoselective addition to aldehydes and epoxides. (b) Nucleophilic addition of amides by organolithium compounds in air (CPME = cyclopentyl methyl ether).



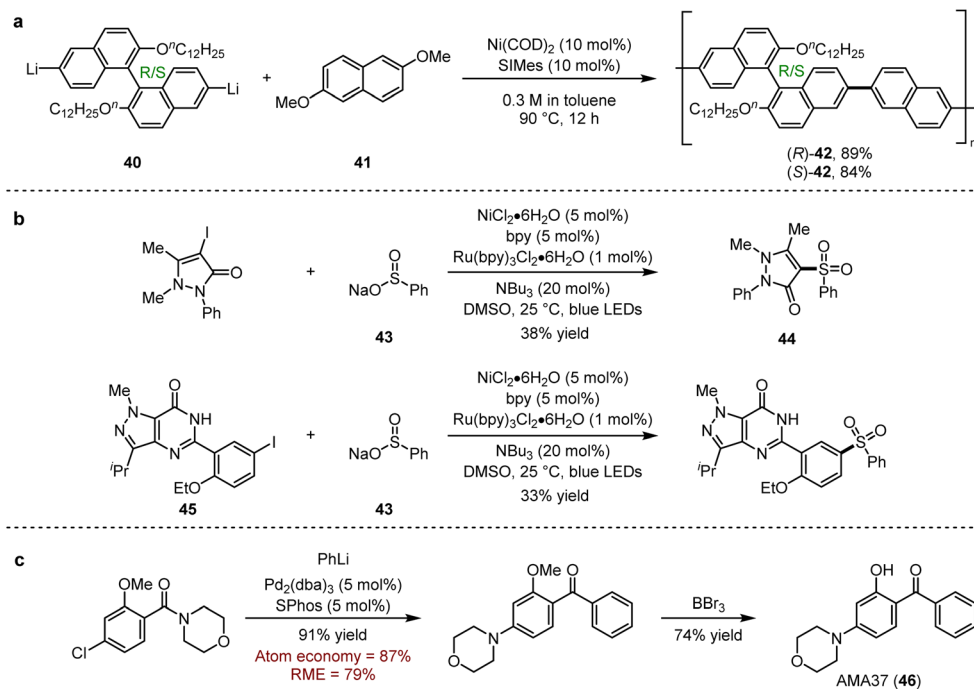
Scheme 32 (a) Synthetic application of the Pd-catalysed one-pot 1,2 addition/cross-coupling of Weinreb amides. (b) Synthetic application of Pd-catalysed cross-coupling of aryl halides with organolithium reagents under neat conditions. (c) Synthesis of radiolabeled celecoxib *via* Pd-catalysed ultrafast cross-coupling with organolithium reagents.

aryl iodide (**45**) modified the core structure of sildenafil, respectively (Scheme 33b).

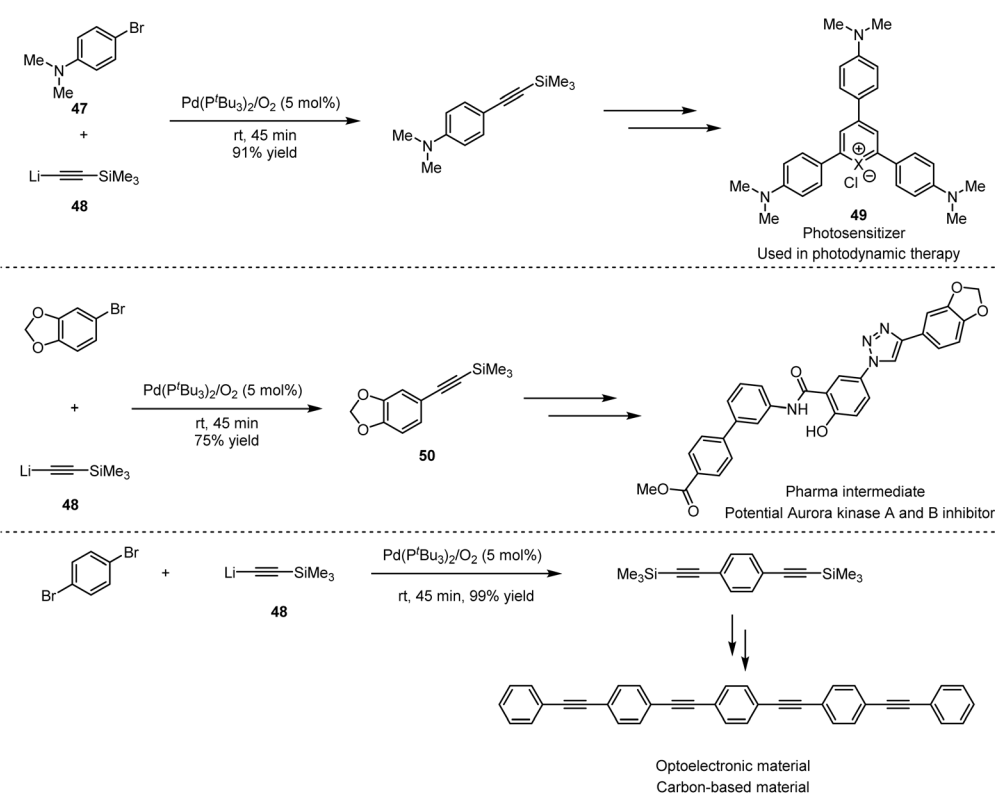
In 2019, Feringa and coworkers disclosed a general one-pot approach to afford functionalised ketones by nucleophilic addition/Buchwald–Hartwig amination.¹³ The application of this method was also proved for the efficient synthesis of asymmetrical ketone, which was finally transformed into AMA37 (**46**), an isoform-specific phosphoinositide 3-kinase inhibitor with an IC₅₀ = 0.27 μM for DNA-dependent protein kinase (DNA-PK) inhibition (Scheme 33c).⁷⁵ It is noted that the efficient conversion of organolithium reagents provided 79% reaction mass efficiency (RME) and the only waste was the lowly toxic lithium chloride, which indicated that this process was environmentally friendly.

As shown in Scheme 34, cationic photosensitisers (**49**) for photodynamic therapy could be obtained by Pd-catalysed cross-

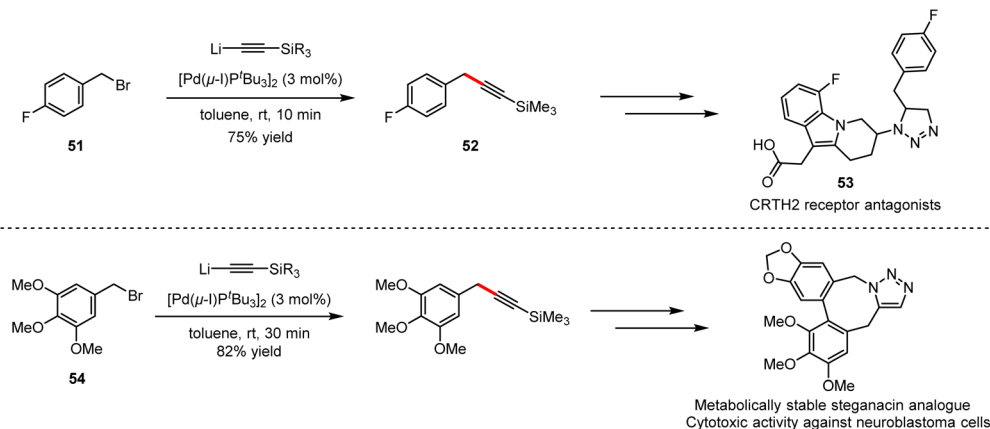
coupling of 4-bromo-*N,N*-dimethylaniline (**47**) with alkyllithium (**48**), which furnished efficiently in 45 minutes under mild reaction conditions, compared to the previous Sonogashira cross-coupling.⁷⁶ Other examples include the synthesis of potential inhibitor intermediates (**50**) for the construction of aurora kinase A and B,⁷⁷ which are enzymes overexpressed in human tumors, as well as the synthesis of 1,4-bis(4-(phenylethynyl)phenylethynyl)benzene-based films for the application in light-emitting diodes.⁷⁸ The combination of ethynyllithium and fluorobenzyl alkyne **51** with 3 mol% [Pd(*μ*-I)P^tBu₃]₂ as catalyst delivered **52**, which is the key intermediate towards the synthesis of CRTH2 receptor antagonists **53**. Employing the same strategy, the precursor of lignans could be obtained by the coupling of 5-(bromomethyl)-1,2,3-trimethoxybenzene (**54**) with the organolithium reagent (Scheme 35). The above applications suggest that organolithium reagents as the partners directly



Scheme 33 (a) Synthesis of axially asymmetric structures by Ni-catalysed polycondensation. (b) Visible-light photoredox/nickel dual catalysis cross-coupling of sulfonic acid salts with aryl iodides for late-stage modification of small molecular drugs. (c) Pd-catalysed nucleophilic addition/Buchwald–Hartwig amination for the synthesis of AMA37.



Scheme 34 Potential applications of Pd-catalysed cross-coupling of benzyl bromides with lithium acetylides.



Scheme 35 Potential applications of the Pd-catalysed cross-coupling of benzyl bromides with lithium acetylides.

involved in cross-coupling reactions have great potential for the synthesis of diverse bioactive molecules, especially key pharmaceutical intermediates, as well as in polymers and functional materials.

4 Conclusions

This review summarises the recent utilisation of organic alkali metal reagents, especially organolithium reagents, as partners in metal-catalysed cross-coupling reactions, revealing effective approaches towards the synthesis of carbon–carbon and carbon–heteroatom bonds. To achieve these desired transformations, synthetic challenges including the homo-coupling between organo-alkali metal reagents and the undesired lithium–halogen exchange must be inhibited and well overcome. Many methodologies for nickel- and iron-based catalytic protocols involving cross-coupling with organolithium reagents have emerged in recent years, suggesting that these earth-abundant metals in nature have promising prospects, they indeed have potential to replace the use of expensive and toxic transition metals. Nonetheless, there are still several major challenges in this field: (a) very few asymmetric examples have been achieved; (b) there is still lack of enough attention to organosodium reagents in this field compared to organolithium reagents; and (c) broad substrate scope of these methods needs to be further explored.

Author contributions

Lu-Qiong Huo, Xin-Hao Wang, and ZhenGuo Zhang: preparing the original draft. ZhenHua Jia, Xiao-Shui Peng, and Henry N.C. Wong: writing, reviewing, editing, and project administration.

Conflicts of interest

There are no conflicts to declare.

Acknowledgements

This work was supported by grants from the National Natural Science Foundation of China (NSFC) (22271243, 21971219), the

Research Team Program and “Guangdong Leading Talent Program” for Guangdong Introducing Innovative and Entrepreneurial Teams, Shenzhen Science and Technology Innovation Committee for the Shenzhen Key Laboratory Scheme, Research Grants Council (Hong Kong) (GRF CUHK14304819), and the Innovation and Technology Commission (Hong Kong) in the form of subsidy to the State Key Laboratory of Synthetic Chemistry, and the University Development Fund Grants from The Chinese University of Hong Kong, Shenzhen.

References

- For recent reviews, see: (a) C. Fricke, T. Sperger, M. Mendel and F. Schoenebeck, *Angew. Chem., Int. Ed.*, 2021, **60**, 3355–3366; (b) K. H. Shaughnessy, *Isr. J. Chem.*, 2020, **60**, 180–194; (c) P. G. Gildner and T. J. Colacot, *Organometallics*, 2015, **34**, 5497–5508; (d) C. C. C. Johansson Seechurn, M. O. Kitching, T. J. Colacot and V. Snieckus, *Angew. Chem., Int. Ed.*, 2012, **51**, 5062–5085.
- (a) C. C. C. Johansson Seechurn, O. M. Kitching, T. J. Colacot and V. Snieckus, *Angew. Chem., Int. Ed.*, 2012, **51**, 5062–5085; (b) A. Biffis, P. Centomo, A. Del Zotto and M. Zecca, *Chem. Rev.*, 2018, **118**, 2249–2295; (c) F. Christoffel and T. R. Ward, *Catal. Lett.*, 2018, **148**, 489–511; (d) D. Roy and Y. Uzomi, *Adv. Synth. Catal.*, 2018, **360**, 602–605; (e) P. Ruiz-Castillo and S. L. Buchwald, *Chem. Rev.*, 2016, **116**, 12564–12649.
- (a) M. Schlosser, *Organometallics in Synthesis: A Manual*, Wiley, 2nd edn, 2002; (b) D. Seyferth, *Organometallics*, 2009, **28**, 2–33; (c) J. F. Nobis, L. F. Moormeier and R. E. Robinson, *Adv. Chem.*, 1959, **23**, 63–68; (d) D. Seyferth, *Organometallics*, 2001, **20**, 2940–2955; (e) T. X. Gentner and R. E. Mulvey, *Angew. Chem., Int. Ed.*, 2021, **60**, 9247–9262; (f) <https://www.rsc.org/periodic-table/>, accessed 10 November 2022; (g) Z. Chen, H. Yang, Z. Kang, M. Driess and P. W. Menezes, *Adv. Mater.*, 2022, **34**, 2108432.
- For recent reviews, see: (a) M. M. Heravi, V. Zadsirjan, P. Hajiabbasi and H. Habidi, *Chem. Mon.*, 2019, **150**, 535–591; (b) Z. Qureshi, C. Toker and M. Lautens, *Synthesis*,

- 2017, **49**, 1–16; (c) R. Jana, T. P. Pathak and M. S. Sigman, *Chem. Rev.*, 2011, **111**, 1417–1492.
- 5 (a) M. Yamamura, I. Moritani and S. Murahashi, *J. Organomet. Chem.*, 1975, **91**, 39–42; (b) S. Murahashi, M. Yamamura, K. Yanagisawa, N. Mita and K. Kondo, *J. Org. Chem.*, 1979, **44**, 2408–2417.
- 6 (a) V. Hornillos, M. Giannerini, C. Vila, M. Fañanás-Mastral and B. L. Feringa, *Org. Lett.*, 2013, **15**, 5114–5117; (b) C. Vila, V. Hornillos, M. Giannerini, M. Fañanás-Mastral and B. L. Feringa, *Chem.–Eur. J.*, 2014, **20**, 13078–13083; (c) C. Vila, M. Giannerini, V. Hornillos, M. Fañanás-Mastral and B. L. Feringa, *Chem. Sci.*, 2014, **5**, 1361–1367; (d) M. Giannerini, V. Hornillos, C. Vila, M. Fañanás-Mastral and B. L. Feringa, *Angew. Chem., Int. Ed.*, 2013, **52**, 13329–13333.
- 7 J. D. Firth and P. O'Brien, *ChemCatChem*, 2015, **7**, 395–397.
- 8 D. Heijnen, V. Hornillos, B. P. Corbet, M. Giannerini and B. L. Feringa, *Org. Lett.*, 2015, **17**, 2262–2265.
- 9 E. B. Pinxterhuis, M. Giannerini, V. Hornillos and B. L. Feringa, *Nat. Commun.*, 2016, **7**, 11698.
- 10 (a) M. Aufiero, T. Scattolin, F. Proutiere and F. Schoenebeck, *Organometallics*, 2015, **34**, 5191–5195; (b) I. Kalvet, G. Magnin and F. Schoenebeck, *Angew. Chem., Int. Ed.*, 2017, **56**, 1581–1585.
- 11 D. Heijnen, F. Tosi, C. Vila, M. C. A. Stuart, P. H. Elsinga, W. Szymanski and B. L. Feringa, *Angew. Chem., Int. Ed.*, 2017, **56**, 3354–3359.
- 12 M. Giannerini, C. Vila, V. Hornillos and B. L. Feringa, *Chem. Commun.*, 2016, **52**, 1206–1209.
- 13 J. de Jong, D. Heijnen, H. Helbert and B. L. Feringa, *Chem. Commun.*, 2019, **55**, 2908–2911.
- 14 (a) K. C. Nicolaou, P. G. Bulger and D. Sarlah, *Angew. Chem., Int. Ed.*, 2005, **44**, 4442–4489; (b) G. Bringmann, A. J. Price Mortimer, P. A. Keller, M. J. Gresser, J. Garner and M. Breuning, *Angew. Chem., Int. Ed.*, 2005, **44**, 5384–5427.
- 15 N. Sinha, D. Heijnen, B. L. Feringa and M. G. Organ, *Chem.–Eur. J.*, 2019, **25**, 9180–9184.
- 16 G. Dilauro, A. F. Quivelli, P. Vitale, V. Capriati and F. M. Perna, *Angew. Chem., Int. Ed.*, 2019, **58**, 1799–1802.
- 17 T. Scherpf, H. Steinert, A. Großjohann, K. Dilchert, J. Tappen, I. Rodstein and V. H. Gessner, *Angew. Chem., Int. Ed.*, 2020, **59**, 20596–20603.
- 18 (a) P. J. Hajduk, M. Bures, J. Praestgaard and S. W. Fesik, *J. Med. Chem.*, 2000, **43**, 3443–3447; (b) D. A. Horton, G. T. Bourne and M. L. Smythe, *Chem. Rev.*, 2003, **103**, 893–930; (c) J. Klekota and F. P. Roth, *Bioinformatics*, 2008, **24**, 2518–2525.
- 19 F. Lima, J. André, A. Marziale, A. Greb, S. Glowienke, M. Meisenbach, B. Schenkel, B. Martin and J. Sedelmeier, *Org. Lett.*, 2020, **22**, 6082–6085.
- 20 (a) P. Rivera-Fuentes and F. Diederich, *Angew. Chem., Int. Ed.*, 2012, **51**, 2818–2828; (b) X. Pu, X. Qi and J. M. Ready, *J. Am. Chem. Soc.*, 2009, **131**, 10364–10365; (c) A. Hoffmann-Röder and N. Krause, *Angew. Chem., Int. Ed.*, 2004, **43**, 1196–1216; (d) S. Yu and S. Ma, *Angew. Chem., Int. Ed.*, 2012, **51**, 3074–3112.
- 21 J. Mateos-Gil, A. Mondal, M. C. Reis and B. L. Feringa, *Angew. Chem., Int. Ed.*, 2020, **59**, 7823–7829.
- 22 H. Helbert, P. Visser, J. G. H. Hermens, J. Buter and B. L. Feringa, *Nat. Catal.*, 2020, **3**, 664–671.
- 23 A. Mondal, P. Visser, A. M. Doze, J. Buter and B. L. Feringa, *Chem. Commun.*, 2021, **57**, 7529–7532.
- 24 P. Chen, Z. Y. Wang, J. X. Wang, X. S. Peng and H. N. C. Wong, *Org. Chem. Front.*, 2022, **9**, 3438–3445.
- 25 (a) S. Z. Tasker, E. A. Standley and T. F. Jamison, *Nature*, 2014, **509**, 299–309; (b) T. T. Tsou and J. K. Kochi, *J. Am. Chem. Soc.*, 1979, **101**, 6319–6332; (c) N. D. Schley and G. C. Fu, *J. Am. Chem. Soc.*, 2014, **136**, 16588–16593.
- 26 M. Leiendecker, C. C. Hsiao, L. Guo, N. Alandini and M. Rueping, *Angew. Chem., Int. Ed.*, 2014, **53**, 12912–12915.
- 27 L. Guo, M. Leiendecker, C. C. Hsiao, C. Baumann and M. Rueping, *Chem. Commun.*, 2015, **51**, 1937–1940.
- 28 D. Heijnen, J. B. Gualtierotti, V. Hornillos and B. L. Feringa, *Chem.–Eur. J.*, 2016, **22**, 3991–3995.
- 29 Z. K. Yang, D. Y. Wang, H. Minami, H. Ogawa, T. Ozaki, T. Saito, K. Miyamoto, C. Wang and M. Uchiyama, *Chem.–Eur. J.*, 2016, **22**, 15693–15699.
- 30 (a) N. Hazari, P. R. Melvin and M. M. Beromi, *Nat. Rev. Chem.*, 2017, **1**, 25; (b) A. Biffis, P. Centomo, A. D. Zotto and M. Zecca, *Chem. Rev.*, 2018, **118**, 2249–2295; (c) K. C. Nicolaou, P. G. Bulger and D. Sarlah, *Angew. Chem., Int. Ed.*, 2005, **44**, 4442–4489; (d) F. S. Han, *Chem. Soc. Rev.*, 2013, **42**, 5270–5298.
- 31 R. Jana, T. P. Pathak and M. S. Sigman, *Chem. Rev.*, 2011, **111**, 1417–1492.
- 32 (a) J. Terao and N. Kambe, *Acc. Chem. Res.*, 2008, **41**, 1545–1554; (b) J. Terao, H. Watanabe, A. Ikumi, H. Kuniyasu and N. Kambe, *J. Am. Chem. Soc.*, 2002, **124**, 4222–4223.
- 33 (a) L. R. Reddy, H. J. Gais, C. W. Woo and G. Raabe, *J. Am. Chem. Soc.*, 2002, **124**, 10427–10434; (b) H. J. Gais, L. R. Reddy, G. S. Babu and G. Raabe, *J. Am. Chem. Soc.*, 2004, **126**, 4859–4864; (c) J. Terao and N. Kambe, *Acc. Chem. Res.*, 2008, **41**, 1545–1554; (d) J. Terao, H. Watanabe, A. Ikumi, H. Kuniyasu and N. Kambe, *J. Am. Chem. Soc.*, 2002, **124**, 4222–4223.
- 34 (a) D. G. Johnson, J. M. Lynam, N. S. Mistry, J. M. Slattery, R. J. Thatcher and A. C. Whitwood, *J. Am. Chem. Soc.*, 2013, **135**, 2222–2234; (b) O. J. S. Pickup, I. Khazal, E. J. Smith, A. C. Whitwood, J. M. Lynam, K. Bolaky, T. C. King, B. W. Rawe and N. Fey, *Organometallics*, 2014, **33**, 1751–1761; (c) S. W. Roh, K. Choi and C. Lee, *Chem. Rev.*, 2019, **119**, 4293–4356.
- 35 I. Erdelmeier, J. Won, S. Park, J. Decker, G. Below, M. H. Baik and H. J. Gais, *Chem.–Eur. J.*, 2020, **26**, 2914–2926.
- 36 (a) H. Ogawa, H. Minami, T. Ozaki, S. Komagawa, C. Wang and M. Uchiyama, *Chem.–Eur. J.*, 2015, **21**, 13904–13908; (b) K. Kojima, Z. K. Yang, C. Wang and M. Uchiyama, *Chem. Pharm. Bull.*, 2017, **65**, 862–868.
- 37 A. M. Borys and E. Hevia, *Angew. Chem., Int. Ed.*, 2021, **60**, 24659–24667.
- 38 (a) C. Bolm, J. Legros, J. Le Pailh and L. Zani, *Chem. Rev.*, 2004, **104**, 6217–6254; (b) A. Correa, O. G. Mancheno and C. Bolm, *Chem. Soc. Rev.*, 2008, **37**, 1108–1117; (c)

- B. D. Sherry and A. Fürstner, *Acc. Chem. Res.*, 2008, **41**, 1500–1511; (d) I. Bauer and H. J. Knölker, *Chem. Rev.*, 2015, **115**, 3170–3387; (e) R. B. Bedford, *Acc. Chem. Res.*, 2015, **48**, 1485–1493.
- 39 Z. H. Jia, Q. Liu, X. S. Peng and H. N. C. Wong, *Nat. Commun.*, 2016, **7**, 10614.
- 40 (a) X. L. Lu, M. Shannon, X. S. Peng and H. N. C. Wong, *Org. Lett.*, 2019, **21**, 2546–2549; (b) Q. Liu, Z. Y. Wang, X. S. Peng and H. N. C. Wong, *J. Org. Chem.*, 2018, **83**, 6325–6333; (c) Z. L. Zhong, Z. Y. Wang, S. F. Ni, L. Dang, H. K. Lee, X. S. Peng and H. N. C. Wong, *Org. Lett.*, 2019, **21**, 700–704; (d) Z. L. Zhong, X. S. Peng and H. N. C. Wong, *Chin. Chem. Lett.*, 2019, **30**, 1463–1467.
- 41 Z. Y. Wang, X. S. Peng and H. N. C. Wong, *Asian J. Org. Chem.*, 2020, **9**, 1834–1840.
- 42 P. Chen, Z. Y. Wang, X. S. Peng and H. N. C. Wong, *Org. Lett.*, 2021, **23**, 4385–4390.
- 43 For selected reviews on dual transition metal catalysis, see: (a) J. F. Li, Y. X. Luan and M. Ye, *Sci. China: Chem.*, 2021, **64**, 1923–1937; (b) U. B. Kim, D. J. Jung, H. J. Jeon, K. Rathwell and S. G. Lee, *Chem. Rev.*, 2020, **120**, 13382–13433; (c) F. Romiti, J. del Pozo, P. H. S. Paioti, S. A. Gonsales, X. Li, F. W. W. Hartrampf and A. H. Hoveyda, *J. Am. Chem. Soc.*, 2019, **141**, 17952–17961; (d) M. M. Lorion, K. Maindan, A. R. Kapdi and L. Ackermann, *Chem. Soc. Rev.*, 2017, **46**, 7399–7420; (e) D. R. Pye and N. P. Mankad, *Chem. Sci.*, 2017, **8**, 1705–1718; (f) J. Fu, X. Huo, B. Li and W. Zhang, *Org. Biomol. Chem.*, 2017, **15**, 9747–9759; (g) M. H. Pérez-Temprano, J. A. Casares and P. Espinet, *Chem.–Eur. J.*, 2012, **18**, 1864–1884; (h) J. Park and S. Hong, *Chem. Soc. Rev.*, 2012, **41**, 6931–6943.
- 44 J. Zeng, K. M. Liu and X. F. Duan, *Org. Lett.*, 2013, **15**, 5342–5345.
- 45 A. B. Smith III, A. T. Hoye, D. M. Solorio, W. S. Kim and R. B. Tong, *J. Am. Chem. Soc.*, 2012, **134**, 4533–4536.
- 46 (a) M. H. Nguyen and A. B. Smith III, *Org. Lett.*, 2013, **15**, 4258–4261; (b) D. Martinez-Solorio, A. T. Hoye, M. H. Nguyen and A. B. Smith III, *Org. Lett.*, 2013, **15**, 2454–2457; (c) M. H. Nguyen and A. B. Smith III, *Org. Lett.*, 2014, **16**, 2070–2073; (d) M. H. Nguyen, K. T. O'Brien and A. B. Smith III, *J. Org. Chem.*, 2017, **82**, 11056–11071.
- 47 (a) D. Seyferth, *Organometallics*, 2006, **25**, 2–24; (b) D. Seyferth, *Organometallics*, 2009, **28**, 2–33.
- 48 J. F. Nobis, L. F. Moormeier and R. E. Robinson, *Adv. Chem. Ser.*, 1959, **23**, 63–68.
- 49 H. Gilman and G. F. Wright, *J. Am. Chem. Soc.*, 1933, **55**, 2893–2896.
- 50 (a) R. A. Benkeser, D. J. Foster, D. M. Sauve and J. F. Nobis, *Chem. Rev.*, 1957, **57**, 867–894; (b) M. Schlosser, *Angew. Chem., Int. Ed.*, 1964, **3**, 287–306; (c) M. Schlosser, *Angew. Chem., Int. Ed.*, 1964, **3**, 362–373.
- 51 C. J. Dinsmore, T. M. Williams, T. J. O'Neill, D. Liu, E. Rands, J. Culberson, R. B. Lobell, K. S. Koblan, N. E. Kohl, J. B. Gibbs, A. I. Oliff, S. L. Graham and G. D. Hartman, *Bioorg. Med. Chem. Lett.*, 1999, **9**, 3301–3306.
- 52 (a) N. W. Liu, S. Liang, N. Margraf, S. Shaaban, V. Luciano, M. Drost and G. Manolikakes, *Eur. J. Org. Chem.*, 2017, **2018**, 1208–1210; (b) S. Liang, Y. Ren and G. Manolikakes, *Eur. J. Org. Chem.*, 2017, **2017**, 4117–4120.
- 53 N. W. Liu, K. Hofman, A. Herbert and G. Manolikakes, *Org. Lett.*, 2018, **20**, 760–763.
- 54 E. Negishi, *Angew. Chem., Int. Ed.*, 2011, **50**, 6738–6764.
- 55 A. Krasovskiy and P. Knochel, *Angew. Chem., Int. Ed.*, 2004, **43**, 3333–3336.
- 56 S. Asako, H. Nakajima and K. Takai, *Nat. Catal.*, 2019, **2**, 297–303.
- 57 S. Asako, I. Takahashi, H. Nakajima, L. Ilies and K. Takai, *Chem. Commun.*, 2021, **4**, 76.
- 58 H. M. O'Brien, M. Manzotti, R. D. Abrams, D. Elorriaga, H. A. Sparkes, S. A. Davis and R. B. Bedford, *Nat. Catal.*, 2018, **1**, 429–437.
- 59 L. Zhang, G. J. Lovinger, E. K. Edelstein, A. A. Szymaniak, M. P. Chierchia and J. P. Morken, *Science*, 2016, **351**, 70–74.
- 60 (a) For a recent historical overview on organolithium chemistry see: U. Wietelmann and J. Klett, *Z. Anorg. Allg. Chem.*, 2018, **644**, 194–204; (b) A. Hernán-Gómez, T. D. Bradley, A. R. Kennedy, Z. Livingstone, S. D. Robertson and E. Hevia, *Chem. Commun.*, 2013, **49**, 8659–8661; (c) M. De Tullio, A. Hernán-Gómez, Z. Livingstone, W. Clegg, A. R. Kennedy, R. W. Harrington, A. Antiñolo, A. Martínez, F. Carrillo-Hermosilla and E. Hevia, *Chem.–Eur. J.*, 2016, **22**, 17646–17656; (d) L. Davin, A. Hernán-Gómez, C. McLaughlin, A. R. Kennedy, R. McLellan and E. Hevia, *Dalton Trans.*, 2019, **48**, 8122–8130; (e) P. Mastropierro, A. R. Kennedy and E. Hevia, *Eur. J. Inorg. Chem.*, 2020, **2021**, 1016–1022.
- 61 L. C. H. Maddock, T. Nixon, A. R. Kennedy, M. R. Probert, W. Clegg and E. Hevia, *Angew. Chem., Int. Ed.*, 2018, **57**, 187–191.
- 62 (a) A. Hernán-Gómez, E. Herd, M. Uzelac, T. Cadenbach, A. R. Kennedy, I. Borilovic, G. Aromí and E. Hevia, *Organometallics*, 2015, **34**, 2614–2623; (b) S. E. Baillie, V. L. Blair, D. C. Blakemore, D. Hay, A. R. Kennedy, D. C. Prydeb and E. Hevia, *Chem. Commun.*, 2012, **48**, 1985–1987; (c) E. Hevia, *Chimia*, 2020, **74**, 681–688.
- 63 M. Dell'Aera, F. M. Perna, P. Vitale, A. Altomare, A. Palmieri, L. C. H. Maddock, L. J. Bole, A. R. Kennedy, E. Hevia and V. Capriati, *Chem.–Eur. J.*, 2020, **26**, 8742–8748.
- 64 L. Florentino, F. Aznar and C. Valdes, *Org. Lett.*, 2012, **14**, 2323–2325.
- 65 J. Wu, X. Q. Yang, Z. He, X. W. Mao, T. A. Hatton and T. F. Jamison, *Angew. Chem., Int. Ed.*, 2014, **53**, 8416–8420.
- 66 S. T. Heller, J. N. Newton, T. T. Fu and R. Sarpong, *Angew. Chem., Int. Ed.*, 2015, **54**, 9839–9843.
- 67 B. B. Hansen, S. Spittle, B. Chen, D. Poe, Y. Zhang, J. M. Klein, A. Horton, L. Adhikari, T. Zelovich, B. W. Doherty, B. Gurkan, E. J. Maginn, A. Ragauskas, M. Dadmun, T. A. Zawodzinski, G. A. Baker, M. E. Tuckerman, R. F. Savinell and J. R. Sangoro, *Chem. Rev.*, 2021, **121**, 1232–1285.
- 68 Selected examples for DES:(a) S. Ghinato, G. Dilauro, F. M. Perna, V. Capriati, M. Blangetti and C. Prandi, *Chem.*

- Commun.*, 2019, **55**, 7741–7744; (b) M. J. Rodríguez-Álvarez, J. García-Álvarez, M. Uzelac, M. Fairley, C. T. O'Hara and E. Hevia, *Chem.–Eur. J.*, 2018, **24**, 1720–1725; (c) L. Cicco, M. J. Rodríguez-Álvarez, F. M. Perna, J. García-Álvarez and V. Capriati, *Green Chem.*, 2017, **19**, 3069–3077; (d) L. Cicco, S. Sblendorio, R. Mansueto, F. M. Perna, A. Salomone, S. Florio and V. Capriati, *Chem. Sci.*, 2016, **7**, 1192–1199; (e) S. E. García-Garrido, A. P. Soto, E. Hevia and J. García-Álvarez, *Eur. J. Inorg. Chem.*, 2021, **2021**, 3116–3130.
- 69 L. Cicco, A. Fombona-Pascual, A. Sánchez-Condado, G. A. Carriedo, F. M. Perna, V. Capriati, A. P. Soto and J. García-Álvarez, *ChemSusChem*, 2020, **13**, 4967–4973.
- 70 S. Ghinato, D. Territo, A. Maranzana, V. Capriati, M. Blangetti and C. Prandi, *Chem.–Eur. J.*, 2021, **27**, 2868–2874.
- 71 M. Ronsheim and G. L. Araldi, WO 2008061109 (A2), 2008.
- 72 K. Kawamoto and T. Tominaga, JP 2008306170 (A), 2008.
- 73 (a) C. C. C. Johansson Seechurn, M. O. Kitching, T. J. Colacot and V. Snieckus, *Angew. Chem., Int. Ed.*, 2012, **51**, 5062–5085; (b) G. C. Fortman and S. P. Nolan, *Chem. Soc. Rev.*, 2011, **40**, 5151–5169; (c) E. I. Negishi, *Angew. Chem., Int. Ed.*, 2011, **50**, 6738–6764; (d) V. L. Andersen, H. D. Hansen, M. M. Herth, G. M. Knudsen and J. L. Kristensen, *Bioorg. Med. Chem. Lett.*, 2014, **24**, 2408–2411; (e) H. G. Lee, P. J. Milner, M. S. Placzek, S. L. Buchwald and J. M. Hooker, *J. Am. Chem. Soc.*, 2015, **137**, 648–651; (f) P. J. H. Scott, *Angew. Chem., Int. Ed.*, 2009, **48**, 6001–6004.
- 74 (a) L. Pu, *Acc. Chem. Res.*, 2017, **50**, 1032–1040; (b) Z. K. Yang, N. X. Xu, R. Takita, A. Muranaka, C. Wang and M. Uchiyama, *Nat. Commun.*, 2018, **9**, 1587.
- 75 M. Andrs, J. Korabecny, D. Jun, Z. Hodny, J. Bartek and K. Kuca, *J. Med. Chem.*, 2015, **58**, 41–71.
- 76 K. A. Leonard, M. I. Nelen, L. T. Anderson, S. L. Gibson, R. Hilf and M. R. Detty, *J. Med. Chem.*, 1999, **42**, 3942–3952.
- 77 Y. Jeong, J. Lee and J. S. Ryu, *Bioorg. Med. Chem.*, 2016, **24**, 2114–2124.
- 78 F. Larysa, S. Guang, O. Akihiro, Y. Masayuki, O. Junzo, S. Sergei and A. Chihaya, *Chem. Commun.*, 2007, **22**, 2278–2280.