

Water Increases the Faradaic Selectivity of Li-Mediated Nitrogen Reduction

Matthew Spry, Olivia Westhead, Romain Tort, Benjamin Moss, Yu Katayama, Maria-Magdalena Titirici, Ifan E. L. Stephens,* and Alexander Bagger*



Cite This: *ACS Energy Lett.* 2023, 8, 1230–1235



Read Online

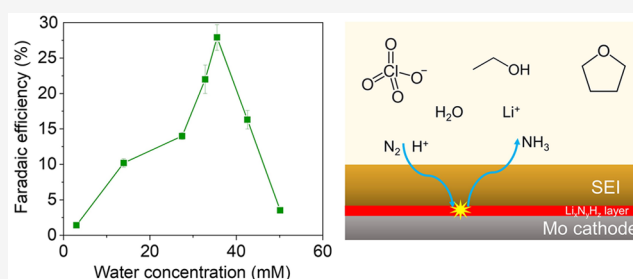
ACCESS |

Metrics & More

Article Recommendations

Supporting Information

ABSTRACT: The lithium-mediated system catalyzes nitrogen to ammonia under ambient conditions. Herein we discover that trace amount of water as an electrolyte additive—in contrast to prior reports from the literature—can effect a dramatic improvement in the Faradaic selectivity of N_2 reduction to NH_3 . We report that an optimal water concentration of 35.9 mM and $LiClO_4$ salt concentration of 0.8 M allows a Faradaic efficiency up to $27.9 \pm 2.5\%$ at ambient pressure. We attribute the increase in Faradaic efficiency to the incorporation of Li_2O in the solid electrolyte interphase, as suggested by our X-ray photoelectron spectroscopy measurements. Our results highlight the extreme sensitivity of lithium-mediated N_2 reduction to small changes in the experimental conditions.



The lithium-mediated system of electrochemical nitrogen reduction has emerged as a promising alternative to the highly carbon-intensive steam methane reforming and Haber–Bosch process for manufacturing ammonia. It is to date the only rigorously verified method of electrochemical ammonia synthesis that has been reproduced by multiple laboratories.^{1–7} In this system, nitrogen is reduced to ammonia in an aprotic organic solvent containing a lithium salt and an organic proton source. Most reports attribute the ability of this system to synthesize ammonia to the ability of lithium and nitrogen to form lithium nitride under ambient conditions.^{1,6,7} The precise mechanism is not yet understood. Some reports propose that lithium nitride is directly protonated to ammonia, recycling the deposited lithium;^{5,8,9} others propose that the layer of Li, or a mixed $Li_xN_yH_z$ layer, acts as an active surface for N_2 reduction.^{6,7} In either case, nitrogen reduction must compete with hydrogen evolution and excessive lithium plating as parasitic side reactions; hence, there is a need to balance these competing reactions. Notably, the overpotentials for nitrogen reduction and hydrogen evolution are high due to the reaction operating at lithium-plating potential.^{1,6,10,11}

We can understand lithium-mediated N_2 reduction by drawing insight from lithium-ion batteries: in both systems, a solid-electrolyte interphase (SEI) forms as a result of decomposition of electrolyte components at the highly reducing potentials. The SEI is an electrically insulating passivation layer which restricts further electrolyte degradation.^{12,13} Furthermore, the SEI is lithium-ion conductive, and


allows protons, nitrogen, and ammonia to pass through.¹⁴ Earlier studies have proposed that efficient nitrogen reduction can be achieved in the lithium-mediated system by controlling the transport of species to the electrode surface to suppress these side reactions.^{6,15} There is growing evidence that the key to controlling the rate of transport of nitrogen, lithium, and protons to the surface lies in modifying the solid-electrolyte interphase (SEI) layer that controls the mobility of these species.^{14,10} However, the structure of the SEI and its function as a transport barrier is poorly understood in both this system and in batteries.^{16,17}

Since the verification of the unoptimized system of Tsuneto et al. in 2019,^{1,8} which reported a maximum Faradaic efficiency of 7.8% at ambient pressure and 48% under 50 bar N_2 , several groups have reported significant improvements to the system in terms of selectivity and stability.^{3–7,14,18–21} The most obvious method of improving selectivity toward nitrogen reduction is to increase the N_2 partial pressure: A number of additional strategies have been employed at elevated pressures, including potential cycling,⁶ utilizing a proton shuttle,⁵ and SEI tailoring,¹⁴ and selectivity of over 98% has been recently reported using a 2 M solution of lithium bis-

Received: December 8, 2022

Accepted: January 27, 2023

Published: January 31, 2023



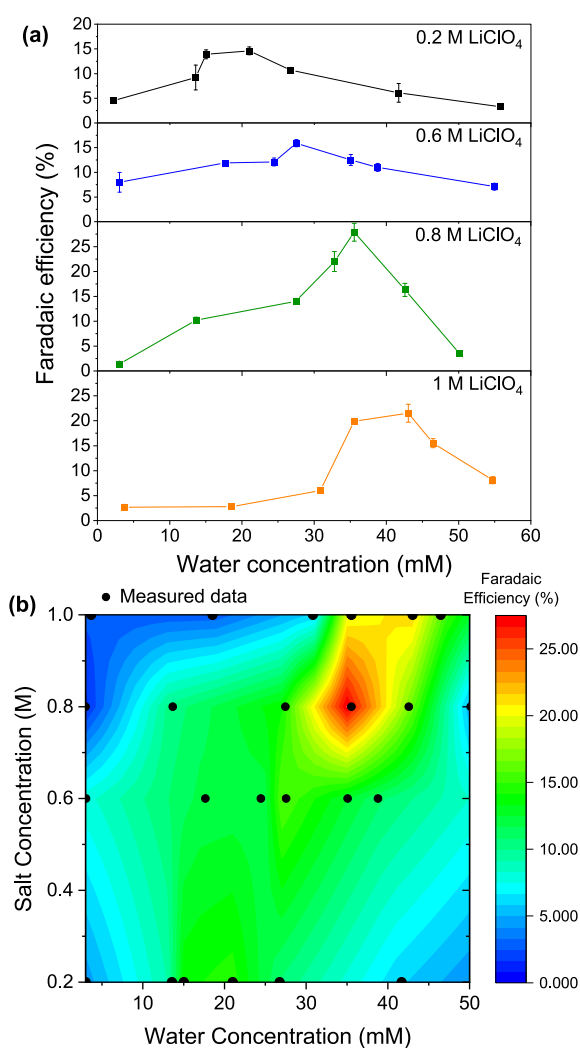


Figure 1. (a) Effect of initial water concentration on Faradaic efficiency in electrolytes of 0.2 M, 0.6 M, 0.8 M, 1 M LiClO₄ in THF with 1% v/v ethanol. In each experiment, 10 C was passed at a current density of -2 mA cm^{-2} . Each data point represents a single experimental measurement. Faradaic efficiency data can be found in Table S1. Error bars represent the standard error calculated from the standard addition method of ammonia quantification (see Supporting Information, Figure S1). (b) A heat map showing the variation in Faradaic efficiency with LiClO₄ concentration and water concentration, using data from panel a. Intermediate values have been obtained by linear interpolation between measured values. Measured values are shown as black circles.

(trifluoromethylsulfonyl)imide (LiNTf₂) in tetrahydrofuran (THF) and 0.1 M ethanol under 15 bar N₂.¹⁹ At ambient pressure, the Faradaic efficiencies are lower. Currently, the highest reported Faradaic efficiency at ambient pressure is 35%, using a gas diffusion electrode (GDE) to circumvent N₂ solubility challenges instead of increasing the pressure, in an electrolyte of 1 M LiBF₄ in THF with 1% ethanol as a proton source.²¹

Despite considerable focus on the lithium-mediated system of N₂ reduction in recent years, and the many factors that influence its performance, the effect of water has been somewhat overlooked. Tsuneto et al., in their seminal study on this system, report that water is ineffective as a proton source, instead recommending ethanol and taking measures to

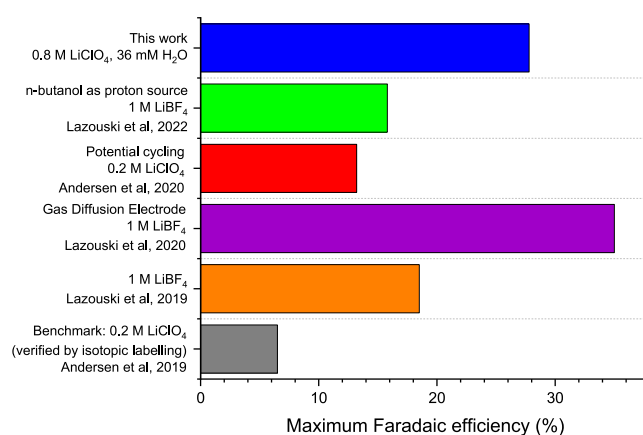


Figure 2. A comparison of the maximum Faradaic efficiencies reported for different strategies at ambient pressure.^{2,3,6,18,21} Each of these systems uses THF as the solvent, and 1% v/v ethanol as a proton source, unless otherwise stated.

exclude water, measuring approximately 10 mM water in their electrolytes.¹

As such, subsequent studies have excluded H₂O as much as possible and study the reaction in the presence of around 2 mM water. The few studies which have examined the effect of water concur with the findings of Tsuneto et al. and also show that there is either no correlation between performance and water content or that it is detrimental to Faradaic selectivity (see Supporting Information).^{1,3,4,22} In our current study, we revisit these earlier studies, to systematically investigate how a controlled amount of trace water affects the performance of the system in terms of Faradaic efficiency for ammonia production at ambient nitrogen pressures in LiClO₄ electrolytes, using ethanol as the proton source.

Water concentration was controlled by making up the electrolyte with varying ratios of dry and preprepared THF with a known water concentration. The water content of the electrolyte was measured using a Karl Fischer titration from aliquots taken immediately before and after each experiment (for details, see Supporting Information). Figure 1a shows the Faradaic efficiency trends for four salt concentrations with varying water concentration. As the water concentration increases over the course of each experiment (see Figure S2), the reported water content is the initial concentration measured in fresh electrolyte before each experiment. In each case, a maximum Faradaic efficiency is observed in the range of 25–50 mM. As salt concentration is increased, the maximum observed Faradaic efficiency occurred at higher water concentrations, from $14.6 \pm 0.8\%$ in 0.2 M LiClO₄ electrolyte with 21.0 mM water, to $21.5 \pm 1.8\%$ in 1 M LiClO₄ with 43.0 mM water. The maximum Faradaic efficiency across the experiments was $27.9 \pm 2.5\%$, for 35.9 mM water with a salt concentration of 0.8 M. Due to the apparent sharpness of the peaks in Faradaic efficiency, and the difficulty in fine-tuning such a small water concentration when preparing the electrolytes, it is possible that even higher Faradaic efficiencies are possible with only slightly different salt, water, and ethanol concentrations to those tested here. Other Li-mediated experiments have been carried out using other anions, such as LiBF₄, LiOTf, and LiNTf₂ which appear to show improved performance over LiClO₄.^{3,4,19,21} As these anions are fluorinated, they may generate solution phase HF upon reaction with water, promoting LiF formation in the SEL.^{22,23}

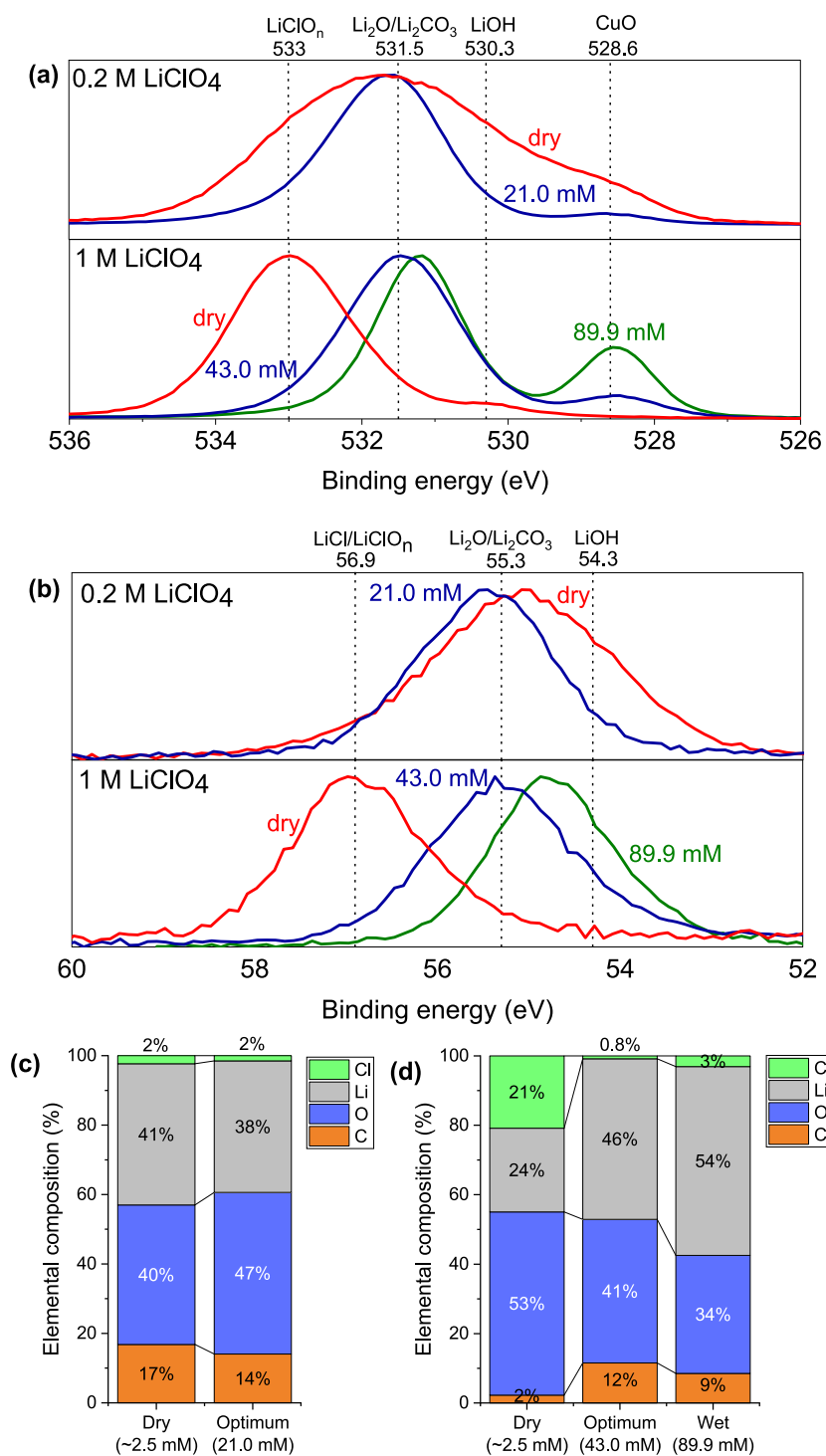


Figure 3. X-ray Photoelectron Spectroscopy measurements: (a) O 1s core level spectra, (b) Li 1s core level spectra, measured for electrode SEIs following experiments in 0.2 and 1 M LiClO₄ electrolytes, under dry (red line), optimum initial water concentration (blue line) and wetter than optimum (green line) conditions. (c-d) Relative elemental compositions of C, O, Li, and Cl under dry and wet conditions for 0.2 and 1 M LiClO₄ electrolytes, respectively. Other elements observed in trace amounts have been excluded. H cannot be detected by XPS so is also excluded but will be present in the SEI.²⁸ Data for dry samples is replotted from previous work.²⁸ All samples were gently rinsed in 0.1 mL of THF after the experiment to remove dried electrolyte from the surface. Spectra are all normalized to their respective peak maxima. Quantitative peak fitting is not presented here due to small differences in binding energy peak positions for Li₂O and Li₂CO₃ and LiClO_n species. Attempts at peak fitting to determine specific Li and O species can be found in the [Supporting Information](#) (Figures S5, S6).

Investigation of the effect of water concentration in these electrolytes is beyond the scope of this investigation, but is an interesting avenue for further study. [Figure 1b](#) shows a heat map of Faradaic efficiency against both water concentration

and salt concentration, based on interpolations between measured results. Such a two-dimensional mapping of the system performance to controllable electrolyte parameters gives fundamental insights into the sensitivity of the system.

While we observe a broad plateau of Faradaic efficiency with salt and water concentration around 15% Faradaic efficiency, the peak performance is limited to a very narrow range of optimal parameters. As shown in Figure 2, the maximum Faradaic efficiency we observed is, to the best of our knowledge, the highest Faradaic efficiency reported at ambient pressure so far without using a gas diffusion electrode.

We propose that the origin of the improved Faradaic selectivity in the presence of trace H₂O is the same as that reported by Li et al. for trace O₂.²⁰ They suggested that Li₂O species formed in the SEI reduced Li⁺ diffusivity in the SEI,¹⁹ thus kinetically suppressing excessive lithium plating, a significant parasitic side-reaction, as well as other electrolyte-degrading side reactions.²⁴ Quantitative electrochemical measurements of suppression of Li plating will be possible given recent developments of more accurate reference electrodes for the Li-mediated system.^{25,26} Our own XPS results are remarkably similar to those of Li et al., as shown in Figure 3a-d: increasing water generally shifts the peaks away from those corresponding to LiClO_n under dry conditions (i.e., 533 eV for O 1s and 56.9 eV for Li 1s) to those corresponding to Li₂O under moist conditions (i.e., 531.5 eV for O 1s and 55.3 eV for Li 1s). Our results suggest that the replacement of LiClO_n, LiCl, and related species with nonchlorinated species such as Li₂O, consistent with earlier reports from the battery literature on the effect of trace H₂O on the SEI.⁴ Increasing the water concentration beyond the optimum appears to increase surface Li atomic concentration (46% to 54%) and decrease O concentration slightly (41% to 34%), which could indicate increased Li₂O formation, as shown in Figure 3d. The decrease in Faradaic efficiency at higher water concentrations may be due to excessive proton activity in moist conditions, which favors hydrogen evolution as a side reaction, as measured by Tsuneto et al. at higher ethanol concentrations,¹ and proposed by Nørskov and co-workers in theoretical work,^{15,27} and may still modify SEI bulk characteristics, such as porosity.¹⁸ It should be noted that the SEI surface may not be homogeneous, in both composition and morphology;^{18,28} our XPS results likely probe a small section of the SEI's surface. Our earlier work shows that the composition of the SEI likely varies with depth, particularly for higher salt concentrations.²⁸ Figure 1b is redolent of the heatmaps of predicted Faradaic efficiency as a function of transport rates proposed by Andersen et al.⁶ We propose that the region of highest efficiency shown in Figure 1b corresponds to the locally optimized relative transport rates.

The peaks in Faradaic efficiency with water concentration are similar in shape to those observed by others upon changing ethanol concentration.^{1,3} The 1% ethanol (0.18 M) used in experiments in our current work—and in most other work in this field^{1,3,4,20,21}—is the optimum ethanol concentration reported by Tsuneto et al. in experiments under 50 bar N₂. Lazouski et al. reported an optimum ethanol concentration of 0.1 M under 1 bar N₂ using 1 M LiBF₄ in the electrolyte.³ As these reports differ, it is probable that the Faradaic efficiency peak position with ethanol concentration shifts depending on other experimental conditions (e.g., salt type, salt concentration, pressure, current density, etc.). Operating at the tip of such a sharp peak could introduce significant variability in Faradaic efficiency for very small differences in ethanol concentration, i.e., there is ample opportunity for further fine-tuning of the ethanol, salt, and water concentrations. Moreover, the higher selectivity observed with a gas diffusion

electrode means that local N₂ activity at the electrode is suboptimal. We can therefore assume that the use of a gas diffusion electrode as well as optimized electrolyte composition would improve Faradaic efficiency even further.

Until now, prior studies have reported that water contamination led to an unambiguously detrimental effect on selectivity to ammonia. In contrast, we demonstrate that trace water can significantly enhance Faradaic efficiency within a narrow water concentration range of 10–50 mM, with a maximum observed Faradaic efficiency of 27.9 ± 2.5%. This is the highest Faradaic efficiency reported, to the best of our knowledge, at ambient pressure without a gas diffusion electrode. We propose that controlled traces of water in the electrolyte controls the properties of the SEI, by forming compounds with low lithium diffusivity such as Li₂O, and thus suppressing excessive lithium plating,²⁰ while still allowing transport of N₂ and protons at rates favorable for N₂ reduction.

We highlight the sensitivity in the lithium-mediated system where different parameters can lead to improvements through minor changes in electrolyte composition. Our controlled fine-tuning of water content reveals that a delicate balance of process parameters is extremely important; the optimum conditions can be easily overlooked. We envisage that even higher Faradaic efficiencies may be possible at ambient pressure in the lithium-mediated system with a more rigorous, systematic approach to optimizing experimental conditions. The research community has discarded many lithium free systems on the basis that they are inactive,^{1,2} under very specific experimental conditions. From our current results, which show how highly sensitive the Li-mediated system is to water, we conjecture that the experimental parameters of the other systems may have been so far from optimum that they appear inactive, and could be worth revisiting; for example, these thus far inactive systems could be enhanced through wider screening of electrolyte parameters, incorporating an artificial SEI or adding other interfacial modifications to slow down proton transport and inhibit hydrogen evolution. Electrolytes and interphases that would tailor access to protons and N₂—yet not constrained by the lithium plating potential—would lead to step changes in the energy efficiency of electrochemical N₂ reduction.

■ ASSOCIATED CONTENT

Supporting Information

The Supporting Information is available free of charge at <https://pubs.acs.org/doi/10.1021/acsenerylett.2c02792>.

Materials, ammonia quantification, water concentration measurements, working electrode stability, experiments list, XPS measurements (PDF)

■ AUTHOR INFORMATION

Corresponding Authors

Alexander Bagger – Department of Chemical Engineering, Imperial College London, London SW7 2AZ, U.K.;

orcid.org/0000-0002-6394-029X; Email: a.bagger@imperial.ac.uk

Ifan E. L. Stephens – Department of Materials, Imperial College London, London SW7 2AZ, U.K.; orcid.org/0000-0003-2157-492X; Email: i.stephens@imperial.ac.uk

Authors

- Matthew Spry – Department of Materials, Imperial College London, London SW7 2AZ, U.K.
- Olivia Westhead – Department of Materials, Imperial College London, London SW7 2AZ, U.K.
- Romain Tort – Department of Chemical Engineering, Imperial College London, London SW7 2AZ, U.K.
- Benjamin Moss – Department of Materials, Imperial College London, London SW7 2AZ, U.K.; orcid.org/0000-0002-5786-1587
- Yu Katayama – SANKEN (Institute of Scientific and Industrial Research), Osaka University, Osaka 567-0047, Japan; orcid.org/0000-0002-7842-2938
- Maria-Magdalena Titirici – Department of Chemical Engineering, Imperial College London, London SW7 2AZ, U.K.; orcid.org/0000-0003-0773-2100

Complete contact information is available at:

<https://pubs.acs.org/10.1021/acsenenergylett.2c02792>

Notes

The authors declare no competing financial interest.

ACKNOWLEDGMENTS

M.S. and I.E.L.S. acknowledge funding from the European Research Council (ERC) under the European Union's Horizon 2020 research and innovation programme (grant agreement no. 866402). O.W. acknowledges support from the EPSRC and SFI Centre for Doctoral Training in Advanced Characterisation of Materials (Grant ref: EP/S023259/1). R.T. and M.T. acknowledge funding from the Royal Academy of Engineering Chair in Emerging Technologies Fellowship. I.E.L.S. acknowledges funding from the Faraday Institution (EP/3003053/1 through grants FIRG001 and FIRG0024). A.B. acknowledges support from the Carlsberg foundation (grant number CF21-0114). Y.K. acknowledges funding from the New Energy and Industrial Technology Development Organization (NEDO) under the Research and Development Program for Promoting Innovative Clean Energy Technologies through International Collaboration (Grant number P20005) and the Japan Society for the Promotion of Science (JSPS) KAKENHI Grant-in-Aid for Early-Career Scientists (Grant number 22K14542). The authors acknowledge the assistance of Dr Gwilherm Kerherve for help with XPS measurements.

REFERENCES

- (1) Tsuneto, A.; Kudo, A.; Sakata, T. Lithium-mediated electrochemical reduction of high pressure N₂ to NH₃. *J. Electroanal. Chem.* **1994**, *367*, 183–188.
- (2) Andersen, S. Z.; Čolić, V.; Yang, S.; et al. A rigorous electrochemical ammonia synthesis protocol with quantitative isotope measurements. *Nature* **2019**, *570* (7762), 504–508.
- (3) Lazouski, N.; Schiffer, Z. J.; Williams, K.; Manthiram, K. Understanding Continuous Lithium-Mediated Electrochemical Nitrogen Reduction. *Joule* **2019**, *3* (4), 1127–1139.
- (4) Cherepanov, P. v.; Krebs, M.; Hodgetts, R. Y.; Simonov, A. N.; Macfarlane, D. R. Understanding the Factors Determining the Faradaic Efficiency and Rate of the Lithium Redox-Mediated N₂ Reduction to Ammonia. *J. Phys. Chem. C* **2021**, *125* (21), 11402–11410.
- (5) Suryanto, B. H. R.; Matuszek, K.; Choi, J.; et al. Nitrogen reduction to ammonia at high efficiency and rates based on a phosphonium proton shuttle. *Science* **2021**, *372*, 1187–1191.
- (6) Andersen, S. Z.; Statt, M. J.; Bukas, V. J.; et al. Increasing stability, efficiency, and fundamental understanding of lithium-

mediated electrochemical nitrogen reduction. *Energy Environ. Sci.* **2020**, *13* (11), 4291–4300.

(7) Schwalbe, J. A.; Statt, M. J.; Chosy, C.; Singh, A. R.; Rohr, B. A.; Nielander, A. C.; Andersen, S. Z.; McEnaney, J. M.; Baker, J. G.; Jaramillo, T. F.; Nørskov, J. K.; Cargnello, M. A Combined Theory-Experiment Analysis of the Surface Species in Lithium-Mediated NH₃ Electrosynthesis. *ChemElectroChem* **2020**, *7*, 1542–1549.

(8) Tsuneto, A.; Kudo, A.; Sakata, T. Efficient Electrochemical Reduction of N₂ to NH₃ Catalyzed by Lithium. *Chem. Lett.* **1993**, *22*, 851–854.

(9) Cai, X.; Fu, C.; Iriawan, H.; Yang, F.; Wu, A.; Luo, L.; Shen, S.; Wei, G.; Shao-Horn, Y.; Zhang, J. Lithium-mediated electrochemical nitrogen reduction: Mechanistic insights to enhance performance. *iScience* **2021**, *24* (10), 103105.

(10) Westhead, O.; Jervis, R.; Stephens, I. E. L. Is lithium the key for nitrogen electroreduction? *Science* **2021**, *372* (6547), 1149–1150.

(11) Westhead, O.; Tort, R.; Spry, M.; Rietbrock, J.; Jervis, R.; Grimaud, A.; Bagger, A.; Stephens, I. The Origin of Overpotential in Lithium-Mediated Nitrogen Reduction. *Faraday Discuss.* **2022**, DOI: 10.1039/D2FD00156J.

(12) Dey, A. N. Lithium Anode Film and Organic and Inorganic Electrolyte Batteries. *Thin Solid Films* **1977**, *43*, 131–171.

(13) Peled, E. The Electrochemical Behavior of Alkali and Alkaline Earth Metals in Nonaqueous Battery Systems-The Solid Electrolyte Interphase Model. *J. Electrochem. Soc.* **1979**, *126*, 2047–2051.

(14) Li, S.; Zhou, Y.; Li, K.; et al. Electrosynthesis of ammonia with high selectivity and high rates via engineering of the solid-electrolyte interphase. *Joule* **2022**, *6* (9), 2083–2101.

(15) Singh, A. R.; Rohr, B. A.; Statt, M. J.; Schwalbe, J. A.; Cargnello, M.; Nørskov, J. K. Strategies toward Selective Electrochemical Ammonia Synthesis. *ACS Catal.* **2019**, *9* (9), 8316–8324.

(16) Winter, M. The Solid Electrolyte Interphase-The Most Important and the Least Understood Solid Electrolyte in Rechargeable Li Batteries. *Z. Phys. Chem.* **2009**, *223*, 1395–1406.

(17) Spotte-Smith, E. W. C.; Kam, R. L.; Barter, D.; et al. Toward a Mechanistic Model of Solid-Electrolyte Interphase Formation and Evolution in Lithium-Ion Batteries. *ACS Energy Lett.* **2022**, *7* (4), 1446–1453.

(18) Lazouski, N.; Steinberg, K. J.; Gala, M. L.; Krishnamurthy, D.; Viswanathan, V.; Manthiram, K. Proton Donors Induce a Differential Transport Effect for Selectivity toward Ammonia in Lithium-Mediated Nitrogen Reduction. *ACS Catal.* **2022**, *12* (9), 5197–5208.

(19) Du, H. L.; Chatti, M.; Hodgetts, R. Y.; et al. Electroreduction of nitrogen with almost 100% current-to-ammonia efficiency. *Nature* **2022**, *609* (7928), 722–727.

(20) Li, K.; Andersen, S. Z.; Statt, M. J.; et al. Enhancement of lithium-mediated ammonia synthesis by addition of oxygen. *Science* **2021**, *374*, 1593–1597.

(21) Lazouski, N.; Chung, M.; Williams, K.; Gala, M. L.; Manthiram, K. Non-aqueous gas diffusion electrodes for rapid ammonia synthesis from nitrogen and water-splitting-derived hydrogen. *Nat. Catal.* **2020**, *3* (5), 463–469.

(22) Strmcnik, D.; Castelli, I. E.; Connell, J. G.; et al. Electrocatalytic transformation of HF impurity to H₂ and LiF in lithium-ion batteries. *Nat. Catal.* **2018**, *1* (4), 255–262.

(23) Metzger, M.; Strehle, B.; Solchenbach, S.; Gasteiger, H. A. Origin of H₂ Evolution in LIBs: H₂ O Reduction vs. Electrolyte Oxidation. *J. Electrochem. Soc.* **2016**, *163* (5), A798–A809.

(24) Sažinas, R.; Li, K.; Andersen, S. Z.; et al. Oxygen-Enhanced Chemical Stability of Lithium-Mediated Electrochemical Ammonia Synthesis. *J. Phys. Chem. Lett.* **2022**, *13* (20), 4605–4611.

(25) Tort, R.; Westhead, O.; Spry, M.; et al. Non aqueous Li-mediated nitrogen reduction: Taking control of potentials. *ACS Energy Lett.* **2023**, *8*, 1003–1009.

(26) Mcshane, E. J.; Benedek, P.; Niemann, V. A.; et al. A Versatile Li_{0.5}FePO₄ Reference Electrode for Nonaqueous Electrochemical Conversion Technologies. *ACS Energy Lett.* **2023**, *8* (1), 230–235.

(27) Montoya, J. H.; Tsai, C.; Vojvodic, A.; Nørskov, J. K. The challenge of electrochemical ammonia synthesis: A new perspective

on the role of nitrogen scaling relations. *ChemSusChem* **2015**, *8* (13), 2180–2186.

(28) Westhead, O.; Spry, M.; Bagger, A.; et al. The Role of Ion Solvation in Lithium Mediated Nitrogen Reduction. *J. Mater. Chem. A* **2022**, DOI: [10.1039/D2TA07686A](https://doi.org/10.1039/D2TA07686A).