

Supporting information for

Unveiling the effect of crystallinity and particle size of biogenic Ag/ZnO nanocomposites on the electrochemical sensing performance of carbaryl detection in agricultural products

Nguyen Le Nhat Trang^a, Dao Thi Nguyet Nga^a, Lemma Teshome Tufa^e, Van Tan Tran^c,
Thuan-Tran Hung^d, Vu Ngoc Phan^{a,c}, Tuyet Nhung Pham^a, Van-Tuan Hoang^{a*},
Anh-Tuan Le^{a,b**}

^a Phenikaa University Nano Institute (PHENA), PHENIKAA University, Hanoi 12116,
Vietnam

^b Faculty of Materials Science and Engineering (MSE), PHENIKAA University, Hanoi
12116, Vietnam

^c Faculty of Biotechnology, Chemical and Environmental Engineering (BCEE), PHENIKAA
University, Hanoi 12116, Viet Nam

^d Center for Advanced Materials and Environmental Technology, National Center for
Technological Progress, Hanoi 12116, Viet Nam

^e Department of Chemical Engineering and Applied Chemistry, Chungnam National
University, Daejeon, 34134, Republic of Korea

Corresponding authors:

*tuan.hoangvan@phenikaa-uni.edu.vn (V.T. Hoang)

**tuan.leanh@phenikaa-uni.edu.vn (A.T. Le)

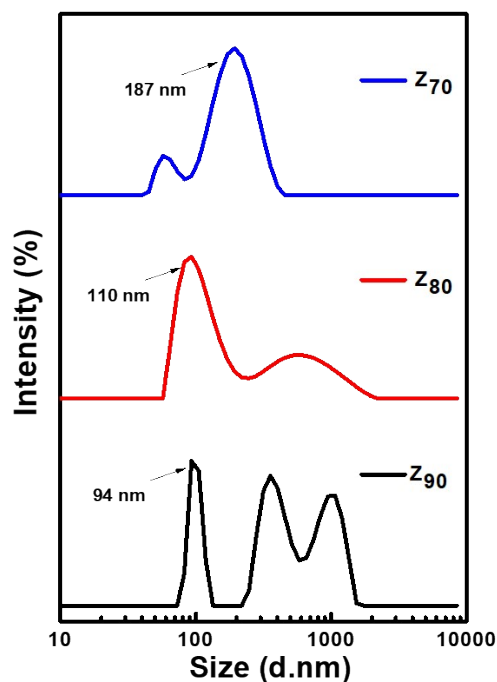


Fig. S1 DLS spectrum of Z₇₀; Z₈₀; Z₉₀.

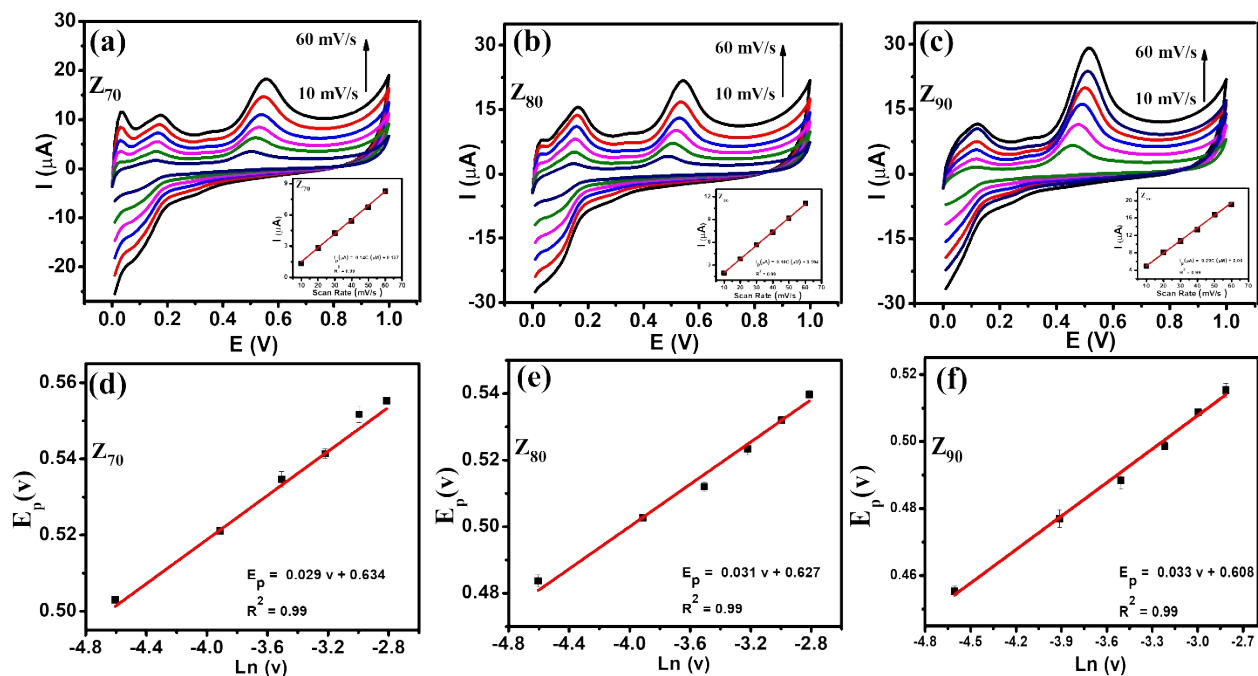


Fig. S2 CV response recorded of 100 μ M CBR in 0.1 M PBS (pH 3) on Z₉₀ modified electrodes (a) with various scan rates from 10 to 60 mV s^{-1} . Insert shows the corresponding calibration plots of peak current response vs. scan rate (b) with error bars.

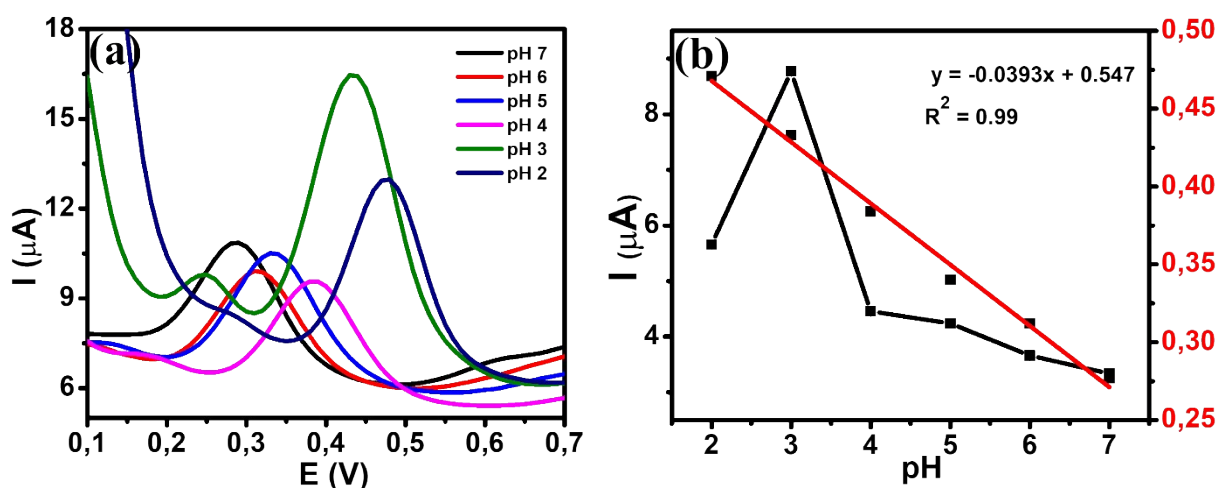


Fig. S3 (a) DPV curves of the Z₉₀ sample in 100 μM CBR at various pH values, corresponding to the plots of peak current vs. pH with error bars (b), respectively. Scan rate of 50 mV s⁻¹.

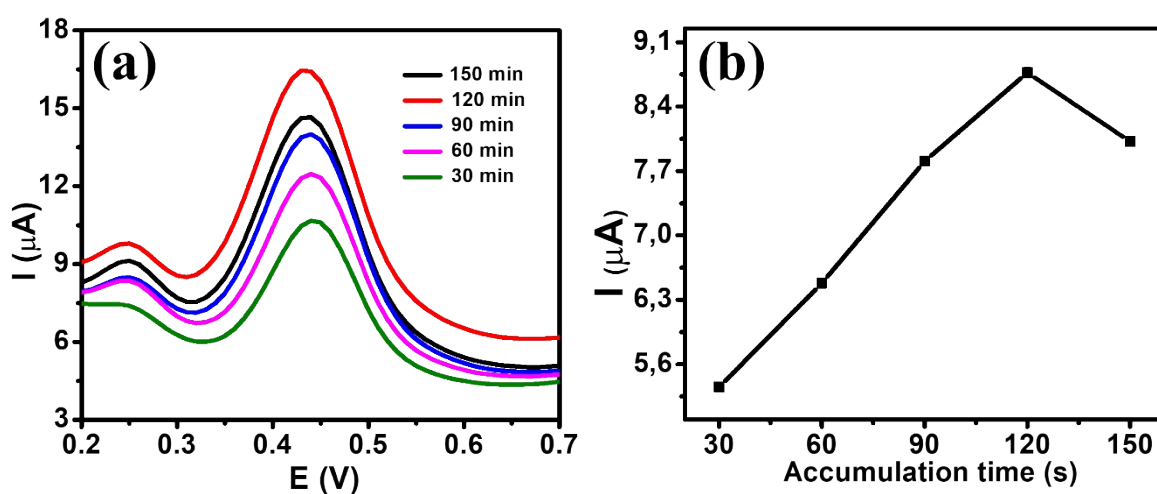


Fig. S4 DPV recorded on Z₉₀-modified electrodes with various reaction time using in 0.1M PBS (pH 3) containing 100 μM CBR and the plots of peak current vs. reaction time with error bars. Scan rate of 60 mV s⁻¹.

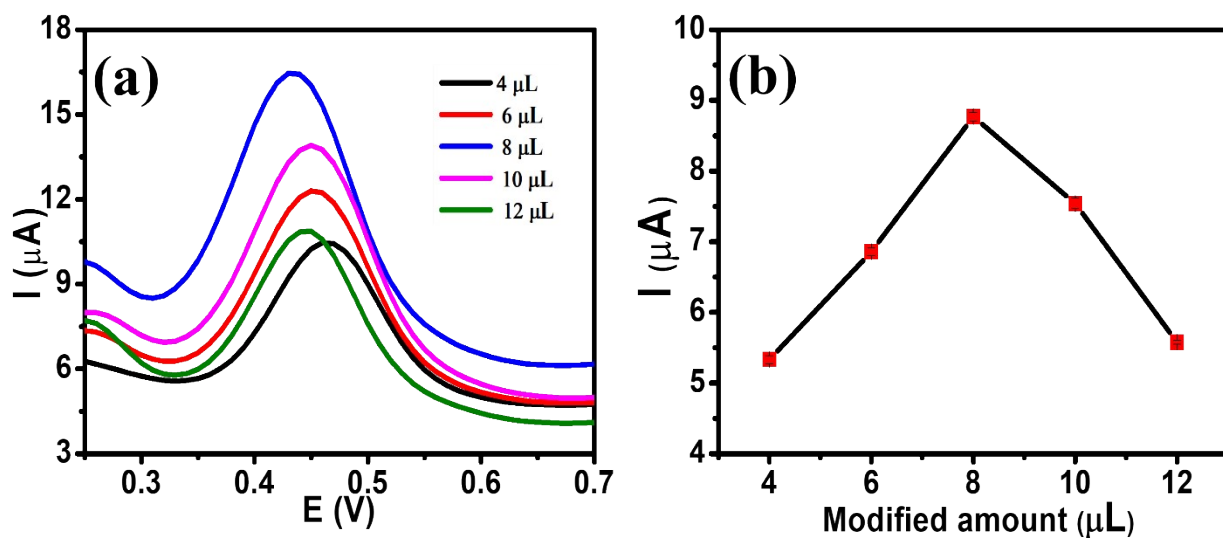


Fig. S5 Effect of the modifier amount on the CBR oxidation response at Z_{90}/SPE .

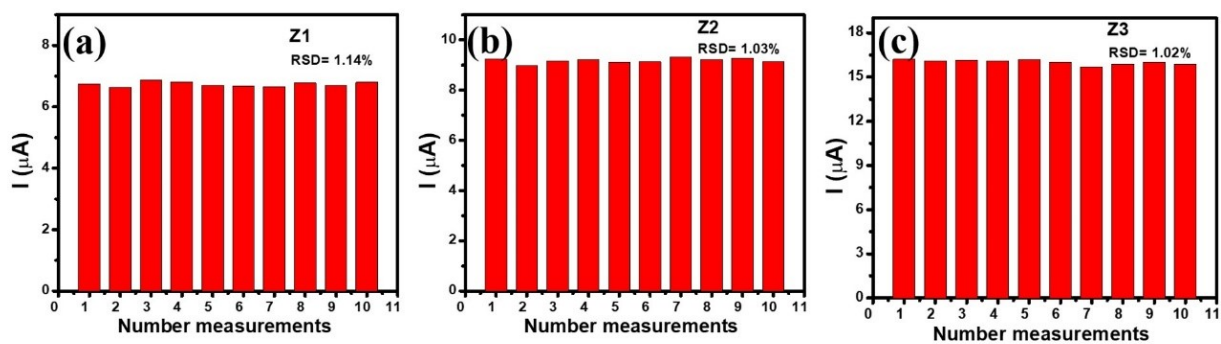


Fig. S6 Repeatability of (a) Z_{70} ; (b) Z_{80} ; (c) Z_{90} -modified electrodes in 100 μM CBR.

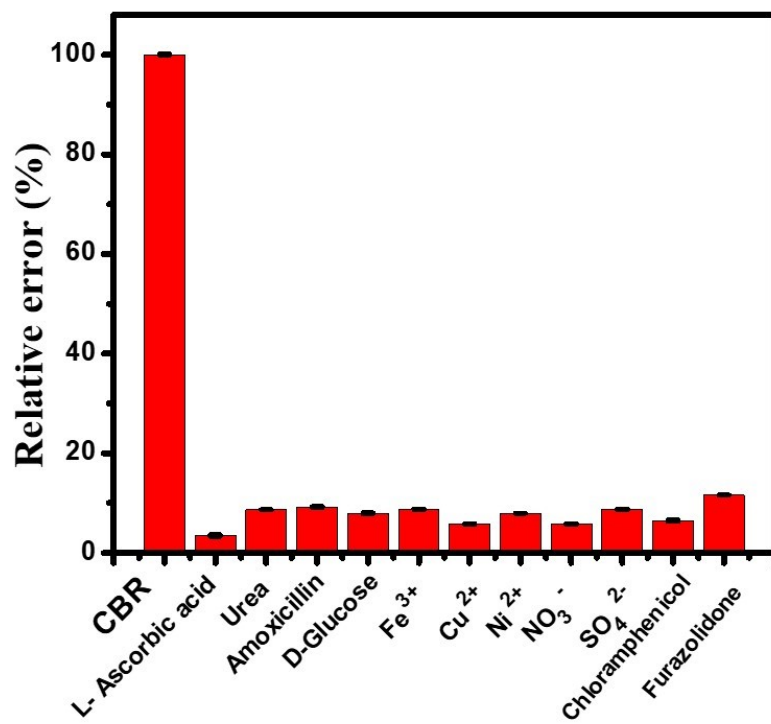


Fig. S7 Interference investigation of the Z₉₀ modified electrodes in 0.1 M PBS (pH 3) containing 100 μ M CBR with 4-fold concentration of interference substances.