

**A** Number of samples per age

Flow Cytometry	B6			NZO				
	months	3	12	18	months	3	12	18
PBL	5	0	6	6	0	6		
spleen	11	11	6	6	11	6		

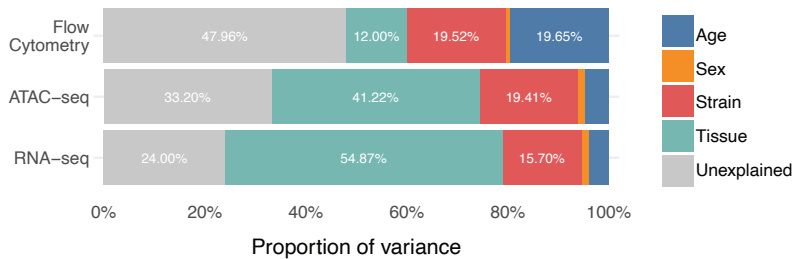
  

ATACseq	B6			NZO				
	months	3	12	18	months	3	12	18
PBL	5	0	5	6	0	5		
spleen	4	1	5	5	6	6		
CD8+ memory	5	0	5	6	0	6		
CD8+ naive	3	0	5	6	0	6		

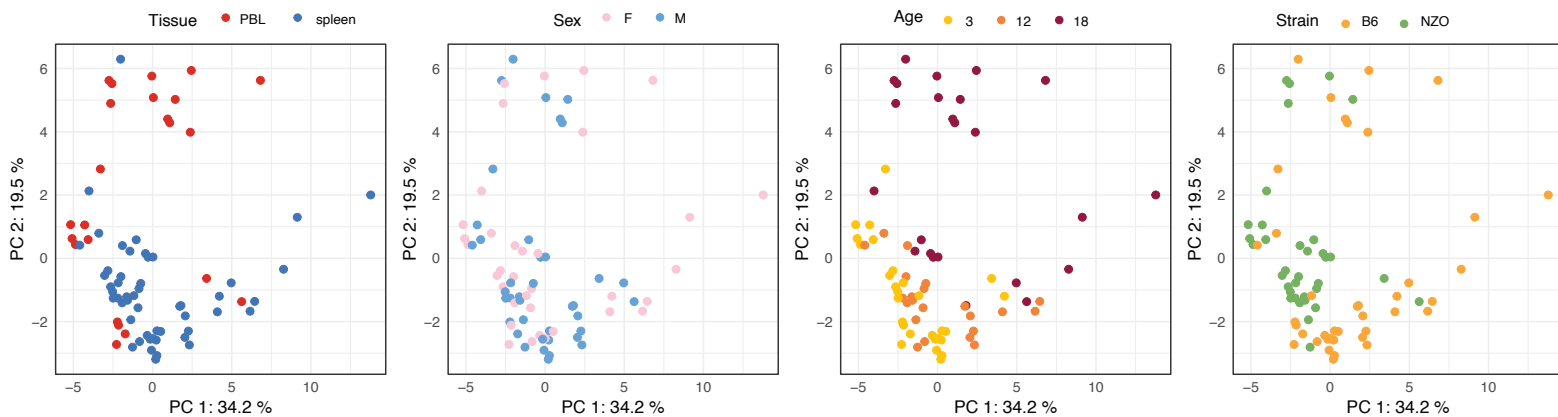
  

RNAseq	B6			NZO				
	months	3	12	18	months	3	12	18
PBL	5	0	6	6	0	6		
spleen	5	6	6	6	6	6		
CD8+ memory	5	0	6	6	0	6		
CD8+ naive	5	0	5	6	0	6		

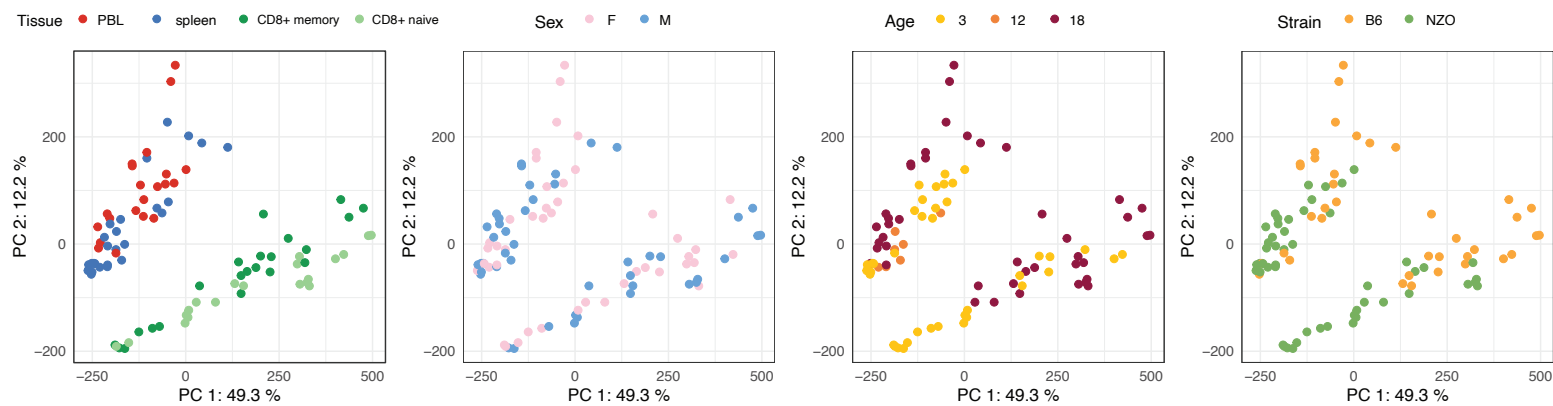
**E** Percentage of variances explained by meta data with interactions (PVCA)



**B** PCA plots for flow cytometry



**C** PCA plots for ATAC-seq data



**D** PCA plots for RNA-seq data

