
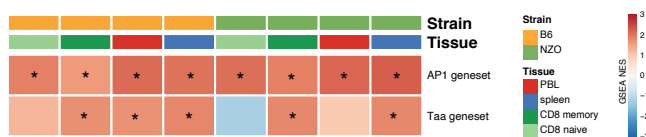


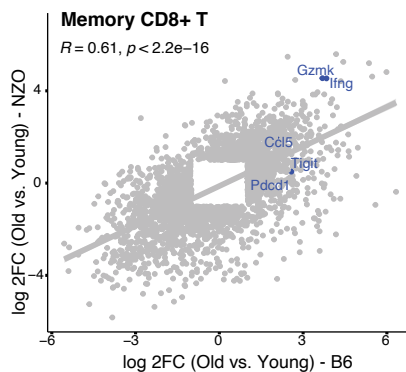
## A Functional enrichments of age-related changes



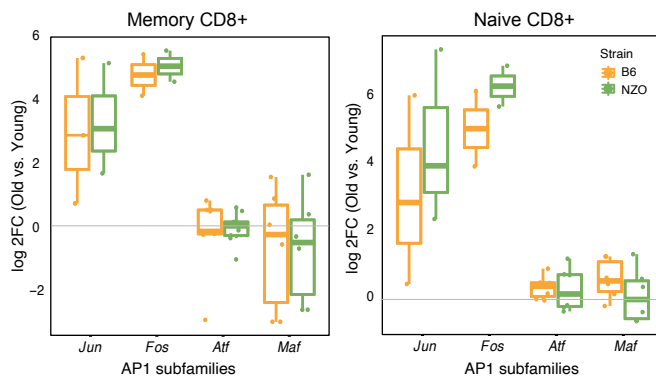
## C NES (normalized enrichment score) from GSEA



## B GZMK+ T cell markers



## D Age-related changes of T-cells in AP1 subfamilies



## E DE genes (Upregulated)

|        | B6 ONLY | NZO ONLY | COMMON | pval     |
|--------|---------|----------|--------|----------|
| MEMORY | 538     | 426      | 407    | <2.2e-16 |
| NAIVE  | 649     | 298      | 250    | <2.2e-16 |
| PBL    | 386     | 255      | 210    | <2.2e-16 |
| SPLEEN | 715     | 641      | 407    | <2.2e-16 |

## F DE genes (Downregulated)

|        | B6 ONLY | NZO ONLY | COMMON | pval     |
|--------|---------|----------|--------|----------|
| MEMORY | 3318    | 2172     | 4133   | <2.2e-16 |
| NAIVE  | 4774    | 1670     | 2258   | <2.2e-16 |
| PBL    | 3244    | 1728     | 2344   | <2.2e-16 |
| SPLEEN | 3649    | 3582     | 3058   | <2.2e-16 |