

GRP75, 75 kDa

Fig. 2C

Fig. 3A

Fig. 3A

Fig. 3C

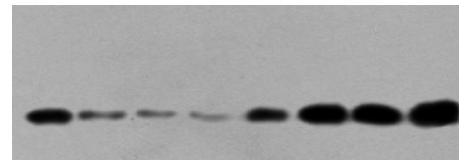
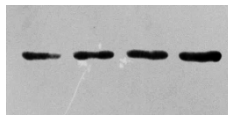
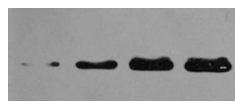
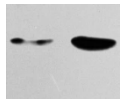
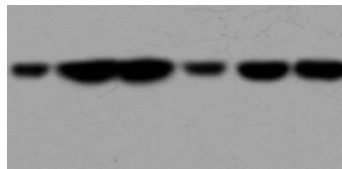
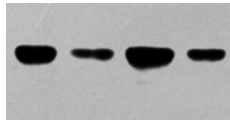


Fig. 5C

Fig. 6A



Actin, 45 kDa

Fig. 2C

Fig. 3A

Fig. 3A

Fig. 3C

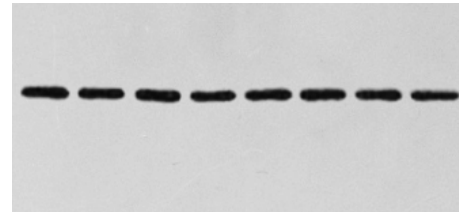
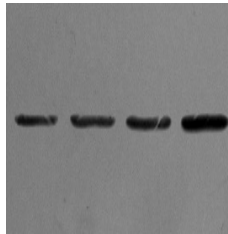
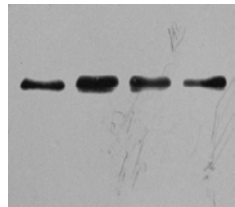
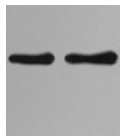
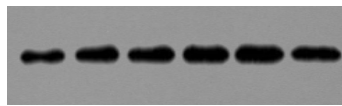



Fig. 5C

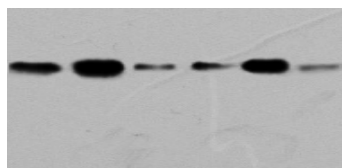
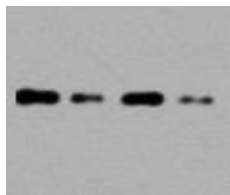
Fig. 6A



XIAP-pS87, 53 kDa

Fig. 5C

Fig. 6A



XIAP, 53 kDa

Fig. 5C

Fig. 6A

