

Figure 3B Effects of TA on the expression of ADAMTSSs, COL2A1 and ACAN in IL-1 - stimulated human OA chondrocytes

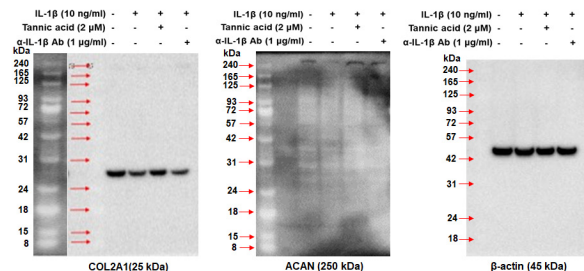


Figure 3B Effects of TA on the expression of MMP3 and MMP-13 in IL-1 - stimulated human OA chondrocytes

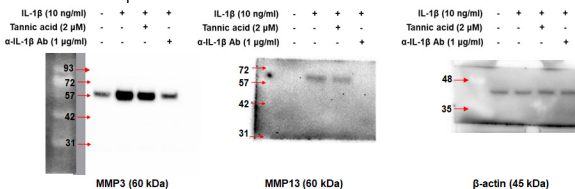


Figure 4A Effects of TA on IL-1 - induced MAPK activation in human OA chondrocytes

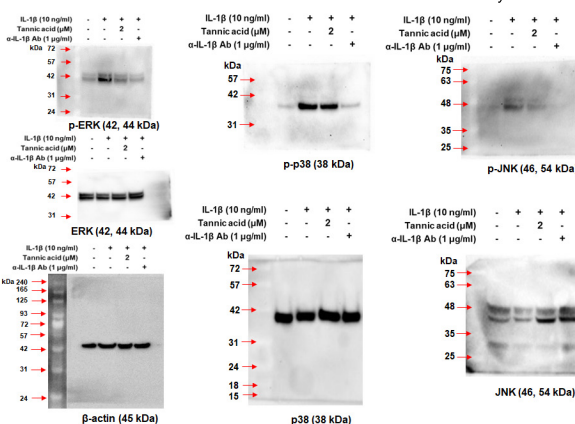
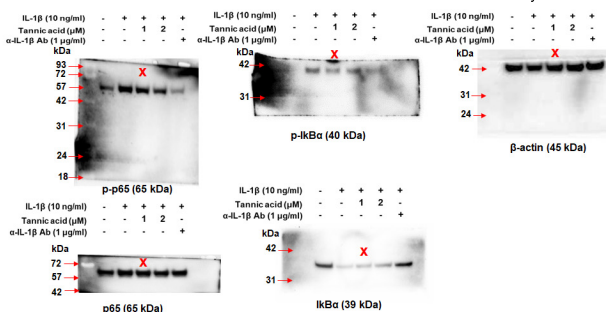


Figure 4B Effects of TA on IL-1 - induced NF- B activation in human OA chondrocytes



Any lane with X symbol is not represented in the figure submitted with the manuscript