

SUPPLEMENTAL MATERIALS

Supplemental Figure 1. Full length western blot of Exosomes markers CD9, TSG101 and Calnexin

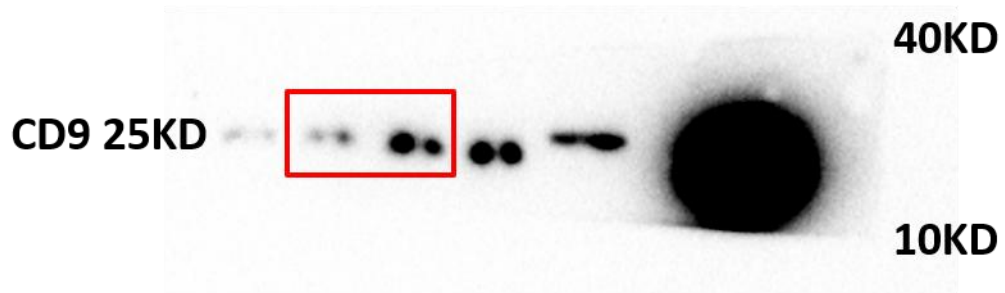


Figure 1A. Full length western blot of Exosomes markers CD9




Figure 1B. Full length western blot of Exosomes markers TSG101

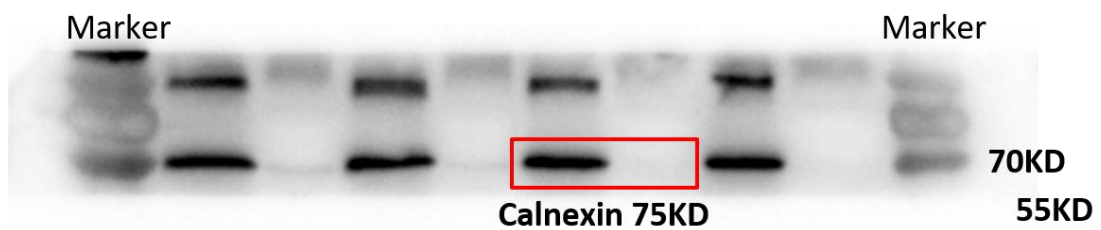


Figure 1C. Full length western blot of Exosomes markers Calnexin