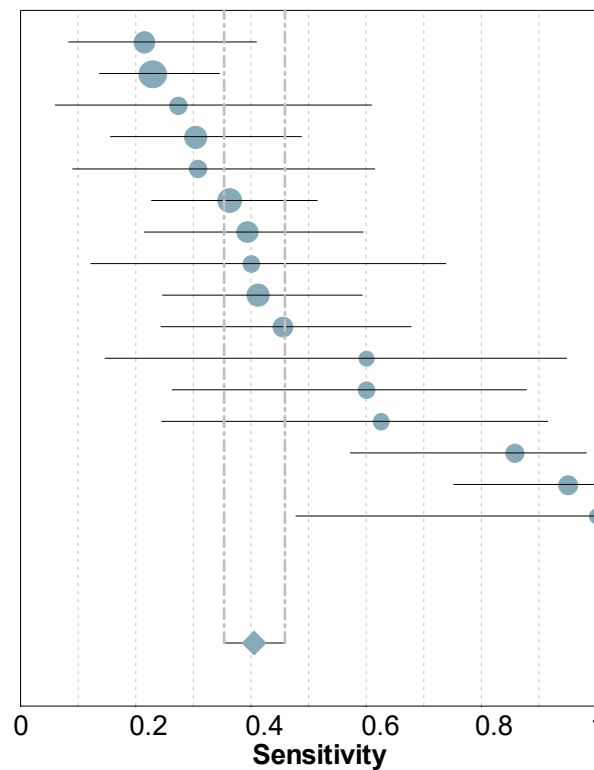


A

Landmark



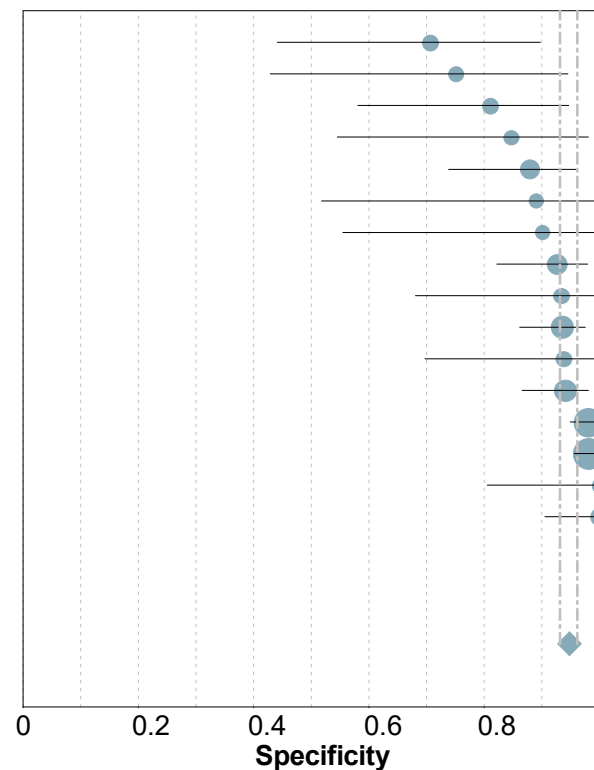
Sensitivity (95% CI)

Li N 2022	0.21	(0.08 - 0.41)
Xia L 2021	0.23	(0.14 - 0.34)
Iams WT 2020	0.27	(0.06 - 0.61)
Wang S 2022	0.30	(0.16 - 0.49)
Abbosh C 2017	0.31	(0.09 - 0.61)
Zhang JT 2022	0.36	(0.23 - 0.51)
Peng M 2020	0.39	(0.22 - 0.59)
Waldeck S 2022	0.40	(0.12 - 0.74)
Qiu B 2021	0.41	(0.25 - 0.59)
Gale D 2022	0.45	(0.24 - 0.68)
Ohara S 2020	0.60	(0.15 - 0.95)
Chen K 2019	0.60	(0.26 - 0.88)
Yue D 2022	0.63	(0.24 - 0.91)
Moding EJ 2020	0.86	(0.57 - 0.98)
Chaudhuri AA 2017	0.95	(0.75 - 1.00)
Zviran A 2020	1.00	(0.48 - 1.00)

Pooled Sensitivity = 0.41 (0.35 to 0.46)
 Chi-square = 70.44; df = 15 (p = 0.0000)
 Inconsistency (I-square) = 78.7 %

B

Landmark



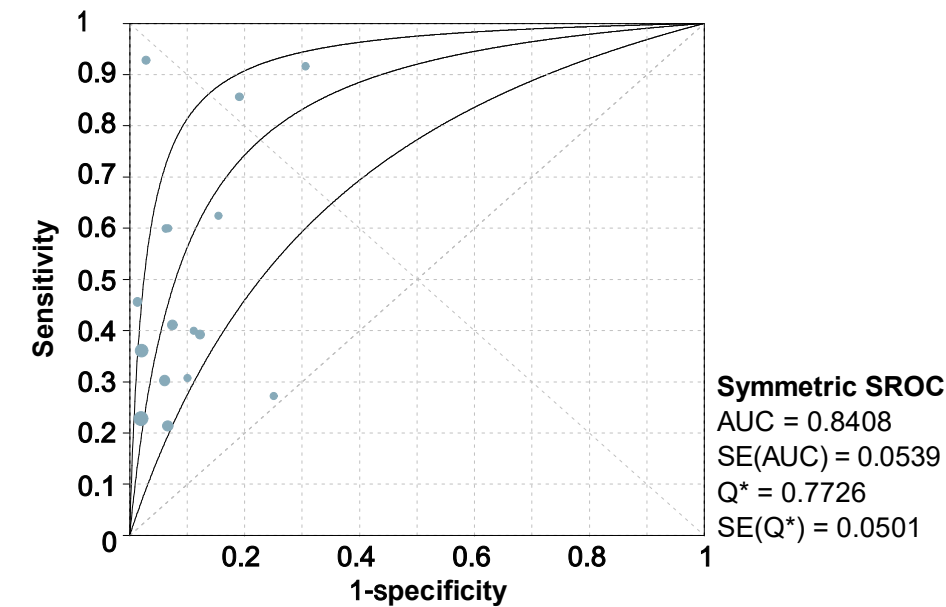
Specificity (95% CI)

Zviran A 2020	0.71	(0.44 - 0.90)
Iams WT 2020	0.75	(0.43 - 0.95)
Moding EJ 2020	0.81	(0.58 - 0.95)
Yue D 2022	0.85	(0.55 - 0.98)
Peng M 2020	0.88	(0.74 - 0.96)
Waldeck S 2022	0.89	(0.52 - 1.00)
Abbosh C 2017	0.90	(0.55 - 1.00)
Qiu B 2021	0.93	(0.82 - 0.98)
Ohara S 2020	0.93	(0.68 - 1.00)
Li N 2022	0.93	(0.86 - 0.98)
Chen K 2019	0.94	(0.70 - 1.00)
Wang S 2022	0.94	(0.86 - 0.98)
Zhang JT 2022	0.98	(0.95 - 0.99)
Xia L 2021	0.98	(0.96 - 0.99)
Chaudhuri AA 2017	1.00	(0.80 - 1.00)
Gale D 2022	1.00	(0.91 - 1.00)

Pooled Specificity = 0.95 (0.93 to 0.96)
 Chi-square = 45.50; df = 15 (p = 0.0001)
 Inconsistency (I-square) = 67.0 %

C

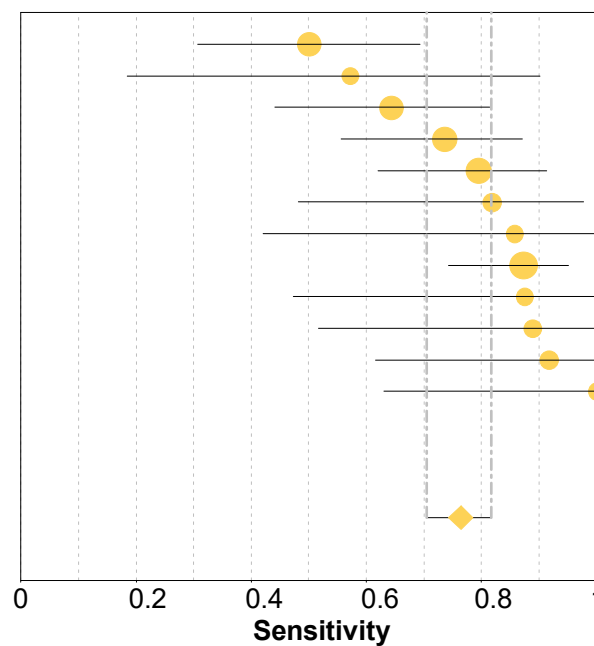
Landmark



Symmetric SROC
 AUC = 0.8408
 SE(AUC) = 0.0539
 Q* = 0.7726
 SE(Q*) = 0.0501

D

Surveillance



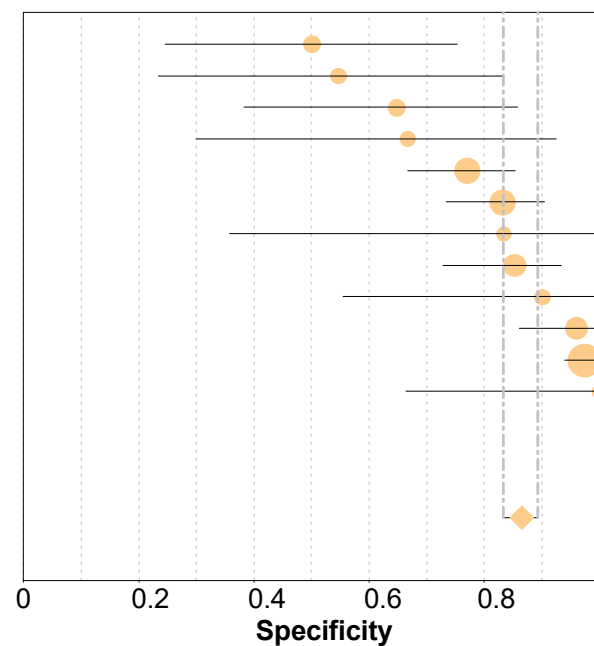
Sensitivity (95% CI)

Li N 2022	0.50	(0.31 - 0.69)
Waldeck S 2022	0.57	(0.18 - 0.90)
Gale D 2022	0.64	(0.44 - 0.81)
Wang S 2022	0.74	(0.56 - 0.87)
Qiu B 2021	0.79	(0.62 - 0.91)
Iams WT 2020	0.82	(0.48 - 0.98)
Yue D 2022	0.86	(0.42 - 1.00)
Zhang JT 2022	0.87	(0.74 - 0.95)
Peng M 2020	0.88	(0.47 - 1.00)
Chen K 2019	0.89	(0.52 - 1.00)
Abbosh C 2017	0.92	(0.62 - 1.00)
Chaudhuri AA 2017	1.00	(0.63 - 1.00)

Pooled Sensitivity = 0.76 (0.70 to 0.82)
 Chi-square = 24.65; df = 11 (p = 0.0103)
 Inconsistency (I-square) = 55.4 %

E

Surveillance



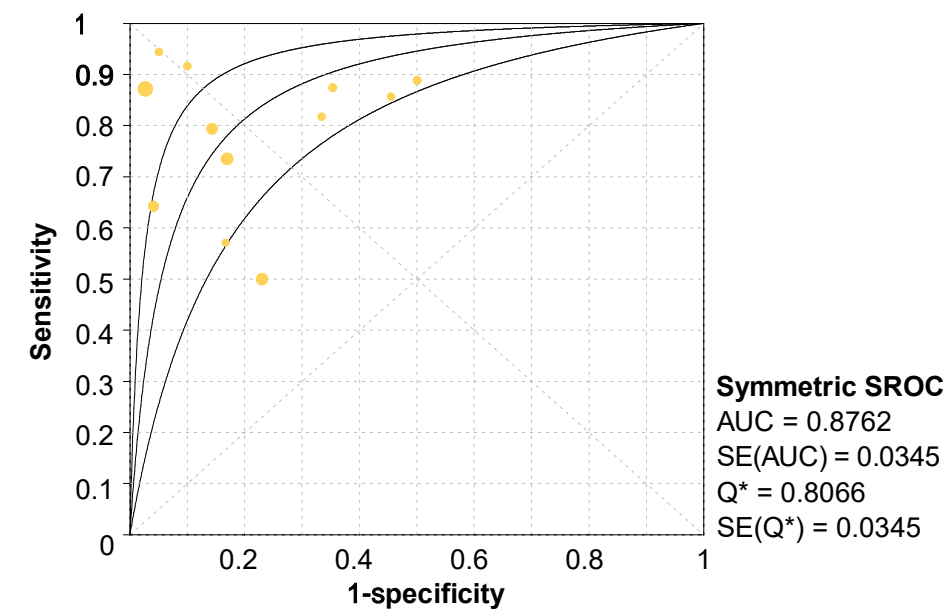
Specificity (95% CI)

Chen K 2019	0.50	(0.25 - 0.75)
Yue D 2022	0.55	(0.23 - 0.83)
Peng M 2020	0.65	(0.38 - 0.86)
Iams WT 2020	0.67	(0.30 - 0.93)
Li N 2022	0.77	(0.67 - 0.85)
Wang S 2022	0.83	(0.73 - 0.90)
Waldeck S 2022	0.83	(0.36 - 1.00)
Qiu B 2021	0.85	(0.73 - 0.93)
Abbosh C 2017	0.90	(0.55 - 1.00)
Gale D 2022	0.96	(0.86 - 1.00)
Zhang JT 2022	0.97	(0.94 - 0.99)
Chaudhuri AA 2017	1.00	(0.66 - 1.00)

Pooled Specificity = 0.86 (0.83 to 0.89)
 Chi-square = 67.69; df = 11 (p = 0.0000)
 Inconsistency (I-square) = 83.8 %

F

Surveillance



Symmetric SROC
 AUC = 0.8762
 SE(AUC) = 0.0345
 Q* = 0.8066
 SE(Q*) = 0.0345