

**Incidence of mental disorders in the general population aged 1 to 30 years disaggregated by gender and socioeconomic status. Supplementary material.**

Table SM 1 - ICD codes used for each category of mental disorder.

	<b>ICD-9</b>	<b>ICD-10</b>
<b>Attention deficit hyperactivity disorder (ADHD)</b>	314.xx	F90.xx
<b>Conduct disorders</b>	312.0x-312.2x, 312.4x-312.9x, 313.xx	F91.xx-F99.xx
<b>Anxiety</b>	300.xx, 308.xx-309.xx	F40.xx-F49.xx
<b>Depression</b>	296.xx-299.xx, 300.4, 311	F30.xx-F39.xx
<b>Substance abuse</b>	303.xx-305.xx	F10.xx-F19.xx
<b>Psychosis and personality disorders</b>	291.xx-292.xx, 295.xx 301.xx-302.xx, 312.3x	F20.xx-F29.xx F60.xx-F69.xx
<b>Eating disorders</b>	307.1x, 307.5x	F50.xx
<b>Self-harm</b>	V62.84, E95x.xx	R45.851, T14.91, X71.xx-X83.xx

Table SM 2 - Characteristics of the Basque population aged between 1 and 30 years at December 31, 2018.

		Study population		Mental disorder diagnosed				p-value <sup>a</sup>
		N	%	No		Yes		
		N	%	N	%	N	%	
Patients	Total	609,381		513,321	84.2%	96,060	15.8%	
	Mean	15.57		14.70		20.23		0.000
Age	0-12	246,275	40.4%	231,131	93.9%	15,144	6.1%	0.000
	13-18	123,109	20.2%	100,726	81.8%	22,383	18.2%	
	19-24	114,710	18.8%	88,093	76.8%	26,617	23.2%	
	25-30	125,287	20.6%	93,371	74.5%	31,916	25.5%	
Gender	Female	296,556	48.7%	252,151	85.0%	44,405	15.0%	0.000
	Male	312,825	51.3%	261,170	83.5%	51,655	16.5%	
Socioeconomic status	Low	22,285	3.7%	17,681	79.3%	4,604	20.7%	0.000
	Medium	329,993	54.2%	268,219	81.3%	61,774	18.7%	
	High	257,103	42.2%	227,421	88.5%	29,682	11.5%	

<sup>a</sup> Chi square test was used for categorical variables and Student's t test for continuous variables.

Table SM3 - Distribution of prevalence of mental disorders by copayment categories in the Basque population 1-30 years.

<b>Socioeconomic status</b>	<b>Code</b>	<b>Income</b>	<b>N</b>	<b>%</b>	<b>Mental disorders (n)</b>	<b>Mental disorders (%)</b>
Low	TSI 001	no income	22,285	3.7%	4,655	20.9%
Medium	TSI 002 retired	<18000	17,858	2.9%	4,322	24.2%
	TSI 003 worker	<18000	312,135	51.2%	57,829	18.5%
High	TSI 002 retired	>18000	7,273	1.2%	1,494	20.5%
	TSI 004 worker	>18000	240,996	39.5%	27,606	11.5%
	TSI 005 worker	>100000	6,952	1.1%	535	7.7%
	TSI 006 worker	muface	1,882	0.3%	230	12.2%
<b>Total</b>			<b>609,381</b>	<b>100.0%</b>	<b>96,671</b>	<b>15.9%</b>

Table SM 4 - Total incidence rates (cases/1000 person-years) by type of mental disorder per year.

Age	Any disorder	ADHD	Conduct disorders	Anxiety	Depression	Substance use disorders	Psychosis and personality disorders	Eating disorders	Self-harm
1	0.53	0.03	0.34	0.01	0.05	0.00	0.04	0.05	0.00
2	2.41	0.11	1.05	0.26	0.32	0.00	0.11	0.59	0.01
3	3.75	0.19	2.09	0.36	0.61	0.00	0.19	0.47	0.00
4	4.45	0.44	2.76	0.41	0.47	0.00	0.17	0.38	0.01
5	5.27	0.74	3.26	0.60	0.42	0.00	0.19	0.32	0.01
6	5.94	1.49	3.32	0.74	0.30	0.00	0.16	0.28	0.01
7	9.57	3.69	4.51	1.21	0.38	0.00	0.18	0.27	0.00
8	9.85	4.21	4.34	1.46	0.26	0.00	0.20	0.23	0.01
9	11.09	4.70	4.82	1.90	0.33	0.02	0.18	0.25	0.00
10	10.48	4.10	4.40	2.55	0.30	0.01	0.22	0.23	0.00
11	10.34	3.50	4.42	2.99	0.32	0.03	0.22	0.23	0.00
12	8.86	2.80	3.67	2.90	0.32	0.05	0.22	0.29	0.03
13	9.71	3.00	4.11	3.40	0.34	0.15	0.29	0.42	0.05
14	11.29	3.50	4.42	3.60	0.49	0.66	0.48	0.77	0.14
15	11.04	2.40	2.69	4.80	0.68	2.06	0.54	1.02	0.13
16	11.70	1.60	2.23	6.10	0.79	3.38	0.78	1.18	0.18
17	13.63	1.20	1.93	7.80	1.04	4.54	0.93	1.31	0.18
18	15.08	1.00	1.73	9.60	1.27	5.70	1.10	1.02	0.23
19	15.47	0.70	1.20	10.30	1.25	6.50	1.13	0.79	0.15
20	15.98	0.40	1.09	11.00	1.36	7.30	1.12	0.70	0.19
21	17.21	0.30	0.99	12.20	1.50	7.70	1.27	0.60	0.14
22	17.71	0.30	0.76	12.80	1.70	8.30	1.09	0.70	0.22
23	17.60	0.40	0.74	13.00	1.60	8.90	1.20	0.50	0.20
24	17.85	0.30	0.67	13.00	1.80	8.70	1.10	0.40	0.18
25	18.57	0.30	0.86	14.00	1.80	9.90	1.20	0.50	0.21
26	18.63	0.20	0.76	14.00	2.20	9.90	1.00	0.40	0.23
27	17.96	0.20	0.85	14.00	1.90	9.90	1.30	0.20	0.21
28	17.80	0.20	0.68	15.00	2.00	9.30	1.20	0.30	0.27
29	18.02	0.10	0.57	15.00	1.80	9.00	1.30	0.30	0.41
30	17.95	0.00	0.67	16.00	1.30	9.00	1.10	0.40	0.14

ADHD: Attention deficit hyperactivity disorder.

Table SM 5 - Incidence rates (cases/1000 person-years) by type of mental disorder per year for males.

Age	Any disorder	ADHD	Conduct disorders	Anxiety	Depression	Substance use disorders	Psychosis and personality disorders	Eating disorders	Self-harm
1	0.49	0.03	0.30	0.02	0.06	0.00	0.04	0.03	0.00
2	2.78	0.14	1.28	0.29	0.45	0.00	0.10	0.57	0.01
3	4.74	0.29	2.47	0.41	0.99	0.00	0.27	0.56	0.00
4	5.78	0.65	3.52	0.46	0.76	0.00	0.24	0.41	0.01
5	6.75	1.18	4.11	0.66	0.64	0.00	0.28	0.29	0.00
6	7.89	2.32	4.29	0.88	0.44	0.00	0.24	0.27	0.01
7	12.70	5.39	5.86	1.27	0.58	0.00	0.24	0.29	0.00
8	12.70	6.06	5.52	1.50	0.40	0.00	0.29	0.20	0.01
9	13.83	6.55	5.97	1.88	0.53	0.02	0.24	0.26	0.00
10	12.63	5.65	5.42	2.46	0.44	0.01	0.25	0.21	0.00
11	12.59	5.20	5.43	2.97	0.46	0.02	0.28	0.20	0.01
12	10.67	4.06	4.72	2.90	0.46	0.04	0.29	0.18	0.02
13	11.31	4.54	4.85	3.20	0.48	0.17	0.36	0.23	0.03
14	11.91	5.12	4.98	2.90	0.52	0.64	0.52	0.29	0.09
15	10.60	3.59	3.20	3.70	0.61	1.97	0.63	0.27	0.07
16	10.00	2.24	2.47	3.90	0.69	3.72	0.73	0.37	0.08
17	11.25	1.68	2.22	5.00	0.88	5.21	1.01	0.39	0.09
18	12.04	1.37	1.89	6.00	1.22	6.40	1.15	0.27	0.08
19	12.84	0.84	1.29	7.00	1.20	7.50	1.48	0.19	0.12
20	13.73	0.59	1.05	7.70	1.40	8.60	1.57	0.14	0.16
21	15.07	0.41	1.13	9.10	1.80	8.90	1.60	0.20	0.11
22	15.50	0.34	0.93	9.40	1.70	9.80	1.40	0.19	0.22
23	15.37	0.47	0.75	9.30	1.60	10.20	1.60	0.19	0.19
24	15.65	0.37	0.69	10.20	1.70	9.70	1.50	0.11	0.14
25	16.73	0.34	0.98	10.90	1.80	11.00	1.40	0.18	0.18
26	16.54	0.26	0.81	11.00	2.30	11.00	1.50	0.15	0.27
27	16.01	0.34	0.90	11.00	2.20	11.10	1.80	0.04	0.17
28	16.49	0.32	0.75	12.00	1.70	11.00	1.60	0.05	0.24
29	15.16	0.14	0.59	11.00	1.50	10.00	1.70	0.04	0.30
30	15.87	0.10	0.76	13.00	0.90	10.00	1.20	0.07	0.12

ADHD: Attention deficit hyperactivity disorder.

Table SM 6 - Incidence rates (cases/1000 person-years) by type of mental disorder per year for females.

Age	Any disorder	ADHD	Conduct disorders	Anxiety	Depression	Substance use disorders	Psychosis and personality disorders	Eating disorders	Self-harm
1	0.56	0.03	0.38	0.01	0.04	0.00	0.03	0.06	0.00
2	2.02	0.08	0.81	0.23	0.19	0.00	0.12	0.61	0.01
3	2.70	0.09	1.68	0.31	0.21	0.00	0.10	0.39	0.00
4	3.04	0.21	1.96	0.37	0.17	0.00	0.09	0.34	0.01
5	3.71	0.29	2.36	0.54	0.18	0.00	0.09	0.35	0.01
6	3.89	0.62	2.30	0.59	0.15	0.00	0.08	0.30	0.00
7	6.26	1.89	3.08	1.15	0.17	0.00	0.11	0.25	0.00
8	6.86	2.33	3.09	1.41	0.10	0.00	0.11	0.25	0.00
9	8.19	2.66	3.61	1.93	0.12	0.01	0.13	0.25	0.00
10	8.20	2.41	3.33	2.63	0.15	0.00	0.18	0.25	0.00
11	7.97	1.90	3.35	3.04	0.18	0.03	0.15	0.27	0.00
12	6.94	1.40	2.56	3.00	0.18	0.06	0.16	0.41	0.03
13	8.01	1.50	3.34	3.40	0.20	0.14	0.21	0.61	0.07
14	10.63	1.70	3.83	4.40	0.44	0.68	0.43	1.26	0.20
15	11.51	1.10	2.15	6.10	0.76	2.16	0.45	1.82	0.19
16	13.49	0.90	1.96	8.20	0.89	3.03	0.84	2.01	0.29
17	16.14	0.70	1.63	10.80	1.21	3.97	0.84	2.27	0.27
18	18.30	0.60	1.56	13.20	1.32	4.80	1.05	1.80	0.39
19	18.24	0.50	1.10	13.80	1.31	5.50	0.77	1.50	0.19
20	18.35	0.30	1.14	14.40	1.24	5.90	0.69	1.20	0.23
21	19.45	0.30	0.84	15.50	1.38	6.60	0.92	1.10	0.15
22	20.04	0.20	0.60	16.00	1.50	6.70	0.80	1.10	0.21
23	19.93	0.20	0.73	17.00	1.60	7.60	0.84	0.90	0.22
24	20.15	0.30	0.64	16.00	2.00	7.80	0.73	0.70	0.21
25	20.49	0.20	0.74	17.00	1.80	8.60	0.87	0.80	0.26
26	20.81	0.20	0.70	17.00	2.10	8.90	0.40	0.50	0.18
27	19.97	0.10	0.81	17.00	1.70	8.60	0.80	0.50	0.25
28	19.15	0.00	0.62	17.00	2.20	8.00	0.90	0.50	0.29
29	20.94	0.00	0.56	19.00	2.10	8.00	0.90	0.60	0.53
30	20.05	0.10	0.57	19.00	1.70	7.90	0.90	0.70	0.16

ADHD: Attention deficit hyperactivity disorder.

Table SM 7 - Incidence rates (cases/1000 person-years) by type of mental disorder per year for low socioeconomic status.

Age	Any disorder	ADHD	Conduct disorders	Anxiety	Depression	Substance use disorders	Psychosis and personality disorders	Eating disorders	Self-harm
1	0.81	0.00	0.54	0.00	0.09	0.00	0.18	0.00	0.00
2	3.58	0.05	1.33	0.14	0.88	0.00	0.27	0.92	0.05
3	6.23	0.19	3.31	0.58	1.20	0.00	0.62	0.72	0.00
4	8.02	0.71	5.45	0.65	1.00	0.00	0.26	0.46	0.05
5	8.30	1.34	4.68	0.75	0.75	0.00	0.48	0.75	0.00
6	9.40	2.09	6.31	0.34	0.78	0.00	0.28	0.23	0.00
7	15.80	4.78	7.80	2.02	1.30	0.00	0.54	0.47	0.00
8	13.94	4.55	7.71	2.03	0.57	0.00	0.38	0.32	0.00
9	15.98	5.20	8.52	2.31	0.61	0.00	0.27	0.69	0.00
10	13.40	3.70	7.70	2.72	0.72	0.07	0.58	0.15	0.00
11	15.59	2.90	8.95	4.95	0.63	0.08	0.32	0.56	0.00
12	12.70	2.90	6.73	3.96	1.04	0.52	0.77	0.52	0.09
13	13.85	2.20	7.59	6.17	0.73	0.86	0.84	0.75	0.19
14	18.61	2.60	9.56	6.68	1.20	2.45	1.21	2.04	0.31
15	20.69	2.40	6.29	8.90	2.70	6.42	2.87	1.00	0.55
16	24.38	1.40	5.45	15.22	3.30	8.10	3.34	1.20	0.48
17	24.97	1.20	5.59	16.46	3.00	11.40	4.31	1.70	0.39
18	26.60	0.50	4.69	18.22	3.90	14.80	5.01	1.28	0.44
19	31.39	0.80	2.82	22.11	5.30	16.90	7.24	0.46	0.48
20	25.95	1.00	3.55	20.91	6.00	15.20	5.28	0.85	1.36
21	29.48	0.70	4.05	22.18	4.70	17.40	5.88	0.55	0.19
22	33.38	0.20	2.83	28.00	6.40	17.80	6.05	0.81	1.20
23	30.81	0.50	2.27	24.48	5.10	19.00	4.38	1.09	1.76
24	26.74	0.70	4.65	25.47	7.10	19.00	7.40	0.48	1.22
25	31.82	0.50	4.12	29.50	6.10	18.00	6.67	1.34	1.65
26	26.49	0.90	1.75	23.68	7.70	21.00	4.10	0.32	1.20
27	20.36	1.10	3.31	19.65	5.00	17.00	6.97	0.00	1.20
28	27.81	0.40	3.74	25.27	3.60	19.00	7.76	0.42	1.90
29	23.95	0.00	3.43	24.03	4.60	17.00	1.91	1.10	2.90
30	18.91	0.00	0.71	18.60	1.60	15.00	2.05	1.08	1.50

ADHD: Attention deficit hyperactivity disorder.

Table SM 8 - Incidence rates (cases/1000 person-years) by type of mental disorder per year for medium socioeconomic status.

Age	Any disorder	ADHD	Conduct disorders	Anxiety	Depression	Substance use disorders	Psychosis and personality disorders	Eating disorders	Self-harm
1	0.43	0.04	0.27	0.00	0.05	0.00	0.03	0.04	0.00
2	1.99	0.10	0.87	0.23	0.25	0.00	0.09	0.47	0.00
3	3.33	0.21	1.85	0.28	0.55	0.00	0.17	0.41	0.00
4	4.00	0.48	2.40	0.39	0.43	0.00	0.15	0.34	0.00
5	4.65	0.67	2.92	0.53	0.32	0.00	0.14	0.29	0.01
6	5.44	1.30	3.07	0.66	0.28	0.00	0.16	0.25	0.01
7	8.56	3.19	4.23	1.05	0.33	0.00	0.16	0.23	0.00
8	9.09	3.82	4.07	1.39	0.24	0.00	0.17	0.20	0.00
9	10.18	4.08	4.61	1.74	0.29	0.02	0.19	0.22	0.00
10	9.81	3.60	4.25	2.35	0.28	0.01	0.24	0.25	0.00
11	9.95	3.50	4.28	2.78	0.26	0.02	0.21	0.21	0.00
12	8.79	2.60	3.80	2.86	0.29	0.06	0.18	0.26	0.03
13	9.89	3.00	4.34	3.27	0.34	0.15	0.27	0.40	0.06
14	11.34	3.40	4.55	3.65	0.48	0.68	0.47	0.73	0.15
15	11.27	2.50	2.78	4.92	0.65	2.03	0.52	1.00	0.11
16	11.86	1.60	2.46	6.09	0.74	3.35	0.81	1.07	0.18
17	13.69	1.20	1.96	7.85	0.97	4.68	0.89	1.21	0.15
18	15.41	1.00	1.75	9.65	1.21	5.80	1.11	1.07	0.22
19	15.97	0.70	1.29	10.60	1.17	6.80	1.08	0.86	0.16
20	16.50	0.40	1.15	11.20	1.27	7.50	1.06	0.70	0.18
21	17.72	0.30	0.99	12.39	1.60	8.10	1.29	0.60	0.15
22	18.19	0.30	0.74	13.11	1.60	8.50	1.12	0.70	0.24
23	18.18	0.30	0.77	13.04	1.70	9.40	1.30	0.60	0.21
24	18.60	0.40	0.65	13.72	1.90	8.90	1.10	0.40	0.15
25	18.97	0.30	0.82	14.11	1.90	10.10	1.20	0.50	0.21
26	18.96	0.20	0.80	14.47	2.20	10.20	1.00	0.30	0.25
27	18.81	0.20	0.84	14.50	2.10	10.40	1.40	0.30	0.21
28	18.40	0.20	0.71	15.42	2.20	10.30	1.20	0.30	0.29
29	18.64	0.10	0.63	15.25	2.00	9.00	1.70	0.20	0.46
30	18.95	0.10	0.81	16.73	1.40	10.00	1.20	0.40	0.14

ADHD: Attention deficit hyperactivity disorder.



Table SM 9 - Incidence rates (cases/1000 person-years) by type of mental disorder per year for high socioeconomic status.

Age	Any disorder	ADHD	Conduct disorders	Anxiety	Depression	Substance use disorders	Psychosis and personality disorders	Eating disorders	Self-harm
1	0.62	0.02	0.42	0.04	0.05	0.00	0.03	0.05	0.01
2	2.85	0.11	1.25	0.31	0.37	0.00	0.13	0.72	0.01
3	4.08	0.16	2.29	0.45	0.63	0.00	0.17	0.55	0.01
4	4.74	0.36	3.01	0.43	0.49	0.00	0.19	0.42	0.01
5	5.84	0.79	3.60	0.68	0.50	0.00	0.23	0.32	0.00
6	6.35	1.69	3.42	0.88	0.29	0.00	0.15	0.34	0.01
7	10.47	4.31	4.62	1.38	0.37	0.00	0.17	0.31	0.00
8	10.62	4.85	4.45	1.50	0.27	0.00	0.24	0.24	0.02
9	12.04	5.40	4.84	2.13	0.36	0.01	0.16	0.27	0.00
10	11.29	4.80	4.37	2.83	0.30	0.00	0.16	0.20	0.00
11	10.55	3.90	4.27	3.23	0.38	0.03	0.22	0.24	0.01
12	8.67	3.00	3.22	2.95	0.35	0.00	0.25	0.34	0.02
13	9.07	3.10	3.44	3.17	0.30	0.11	0.27	0.42	0.02
14	10.62	3.70	3.74	3.42	0.43	0.48	0.44	0.72	0.12
15	9.76	2.10	2.19	4.27	0.59	1.79	0.39	1.10	0.12
16	10.24	1.60	1.43	5.10	0.66	3.02	0.49	1.38	0.16
17	12.49	1.30	1.52	6.83	1.03	3.78	0.70	1.55	0.24
18	13.17	1.00	1.37	8.61	1.16	4.20	0.70	0.82	0.26
19	12.42	0.60	0.77	8.34	1.09	4.60	0.67	0.80	0.08
20	13.37	0.60	0.65	9.23	0.88	5.80	0.83	0.60	0.13
21	14.16	0.20	0.64	10.50	1.30	5.20	0.69	0.60	0.04
22	14.22	0.40	0.61	9.87	1.00	6.50	0.63	0.50	0.02
23	13.99	0.30	0.44	10.76	0.70	6.00	0.44	0.40	0.00
24	14.17	0.20	0.21	10.09	1.30	6.80	0.30	0.30	0.13
25	15.66	0.20	0.59	10.82	0.90	7.60	0.34	0.40	0.07
26	16.72	0.10	0.48	12.34	1.30	7.70	0.35	0.40	0.04
27	15.23	0.10	0.58	11.59	1.30	7.70	0.38	0.20	0.08
28	15.02	0.00	0.24	11.91	1.00	6.50	0.38	0.30	0.00
29	15.72	0.10	0.07	13.24	1.00	6.50	0.50	0.40	0.00
30	15.34	0.20	0.29	13.46	1.00	6.90	0.40	0.30	0.00

ADHD: Attention deficit hyperactivity disorder.

Table SM10 - Incidence rate ratios of mental disorder as a function of age, gender and socioeconomic status (Poisson regressions of incidence rates without gender # SES interaction).

	<b>Any disorder</b>	<b>ADHD</b>	<b>Conduct disorders</b>	<b>Anxiety</b>	<b>Depression</b>	<b>Substance abuse</b>	<b>Psychosis and personality disorders</b>	<b>Eating disorders</b>	<b>Self-harm</b>
Age IRR	1.09	1.00	0.99	1.16	1.10	1.23	1.12	1.05	1.16
CI (p)	1.09-1.09(<0.001)	1.00-1.01(<0.001)	0.99-0.99(<0.001)	1.16-1.16(<0.001)	1.09-1.10(<0.001)	1.22-1.23(<0.001)	1.11-1.12(<0.001)	1.04-1.05(<0.001)	1.15-1.17(<0.001)
Female IRR	Reference	Reference	Reference	Reference	Reference	Reference	Reference	Reference	Reference
Male IRR	1.14	2.74	1.62	0.63	1.46	1.37	1.75	0.41	0.65
CI (p)	1.13-1.16(<0.001)	2.65-2.84(<0.001)	1.58-1.66(<0.001)	0.61-0.64(<0.001)	1.39-1.54(<0.001)	1.33-1.41(<0.001)	1.65-1.86(<0.001)	0.39-0.44(<0.001)	0.56-0.76(<0.001)
SES high IRR	Reference	Reference	Reference	Reference	Reference	Reference	Reference	Reference	Reference
SES medium IRR	1.00	0.81	0.95	1.11	1.09	1.51	1.38	0.87	1.28
CI (p)	0.98-1.01(0.521)	0.78-0.83(<0.001)	0.93-0.98(<0.001)	1.08-1.14(<0.001)	1.03-1.16(0,002)	1.45-1.56(<0.001)	1.28-1.48(<0.001)	0.82-0.92(<0.001)	1.07-1.54(0,007)
SES low IRR	1.84	0.99	2.04	2.04	3.54	3.43	5.92	1.33	5.46
CI (p)	1.79-1.90(<0.001)	0.91-1.08(0.774)	1.94-2.15(<0.001)	1.94-2.14(<0.001)	3.22-3.90(<0.001)	3.21-3.67(<0.001)	5.31-6.60(<0.001)	1.16-1.54(<0.001)	4.20-7.09(<0.001)

SES: socio economic status; IRR: incidence rate ratio; CI: 95% confidence intervals; ADHD: attention deficit hyperactivity disorder.

Figure SM 1 - Incidence (cases/1,000 person-year) of eating disorders and self-harm disaggregated by gender and socioeconomic status.

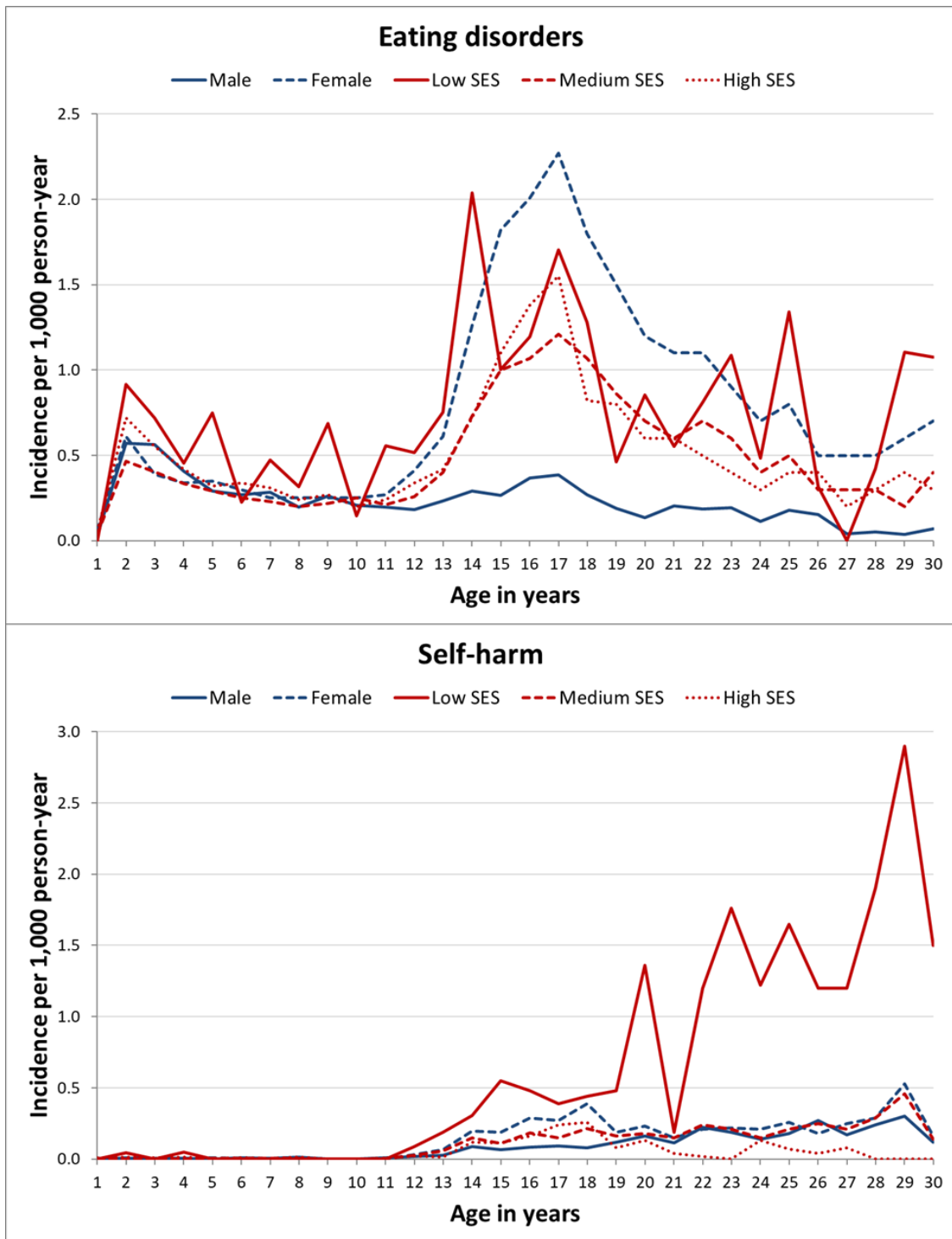


Figure SM2 - Cumulative incidence (%) of ADHD disaggregated by gender and socioeconomic status.

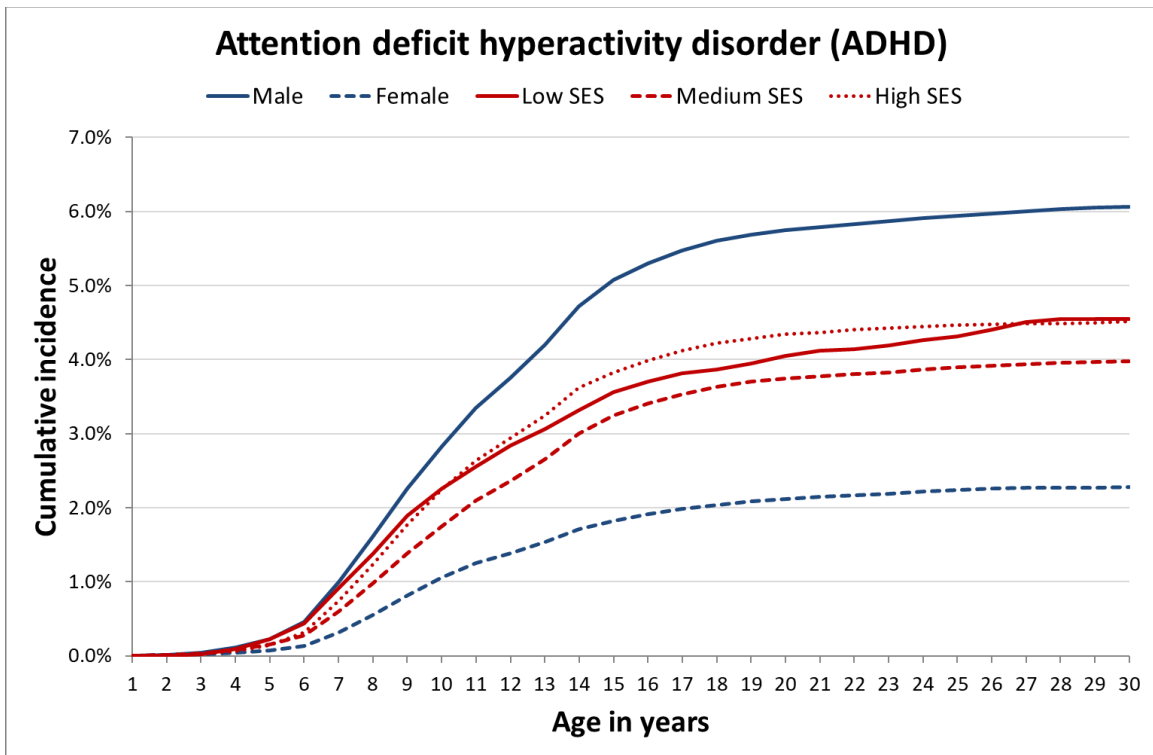


Figure SM3 - Cumulative incidence (%) of conduct disorders disaggregated by gender and socioeconomic status.

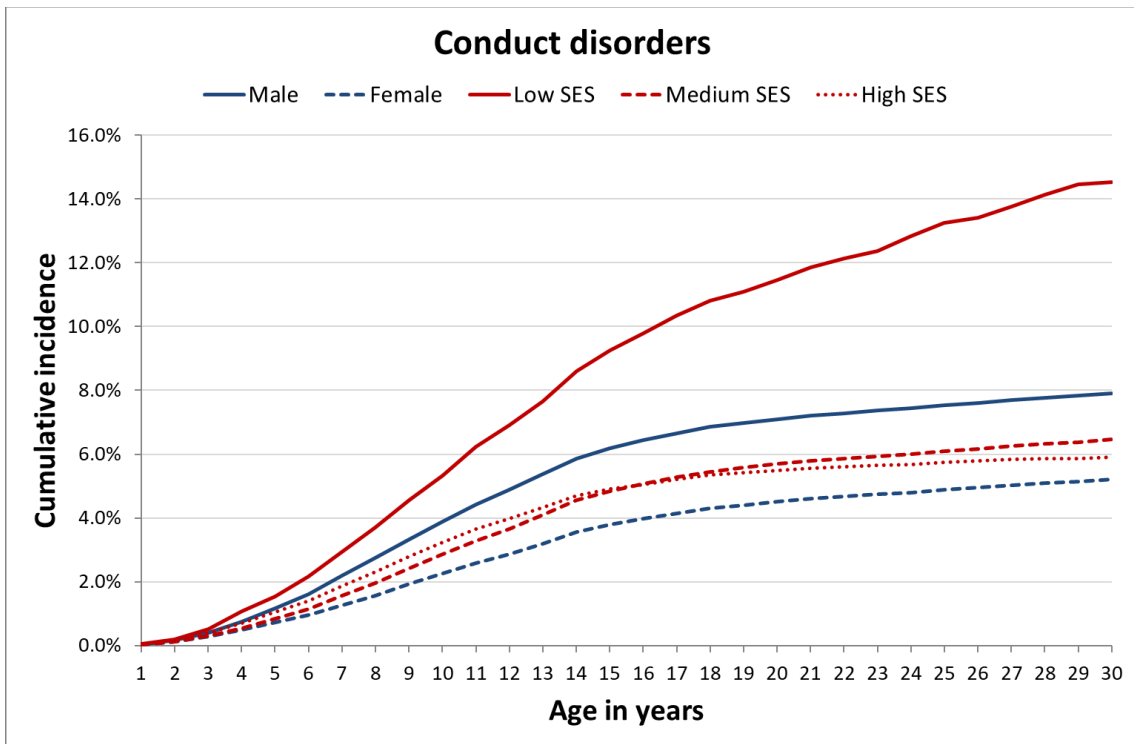


Figure SM4 - Cumulative incidence (%) of anxiety disaggregated by gender and socioeconomic status.

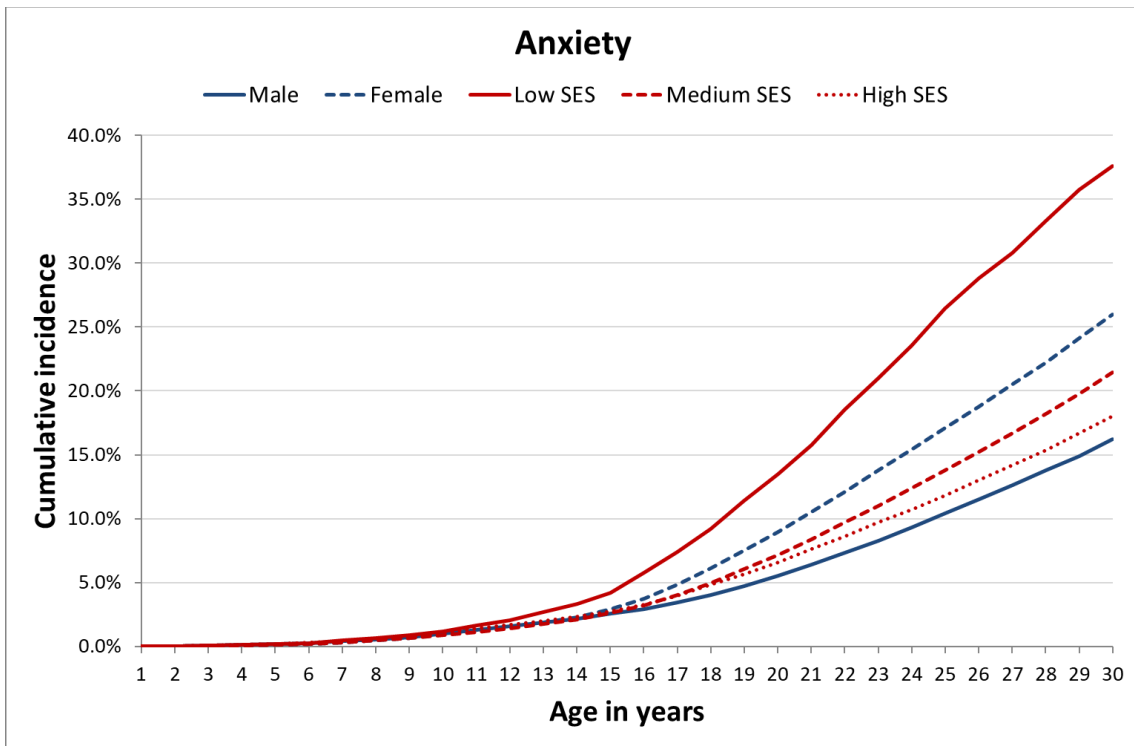


Figure SM5 - Cumulative incidence (%) of depression disaggregated by gender and socioeconomic status.

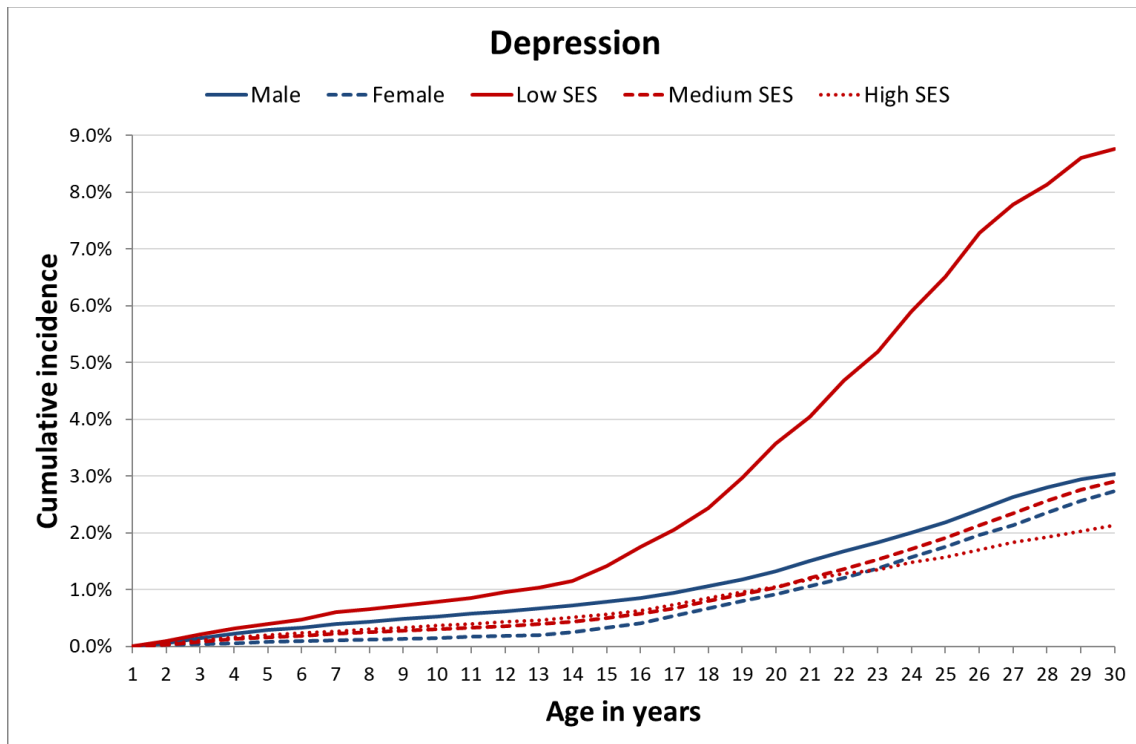


Figure SM6 - Cumulative incidence (%) of substance abuse disaggregated by gender and socioeconomic status.

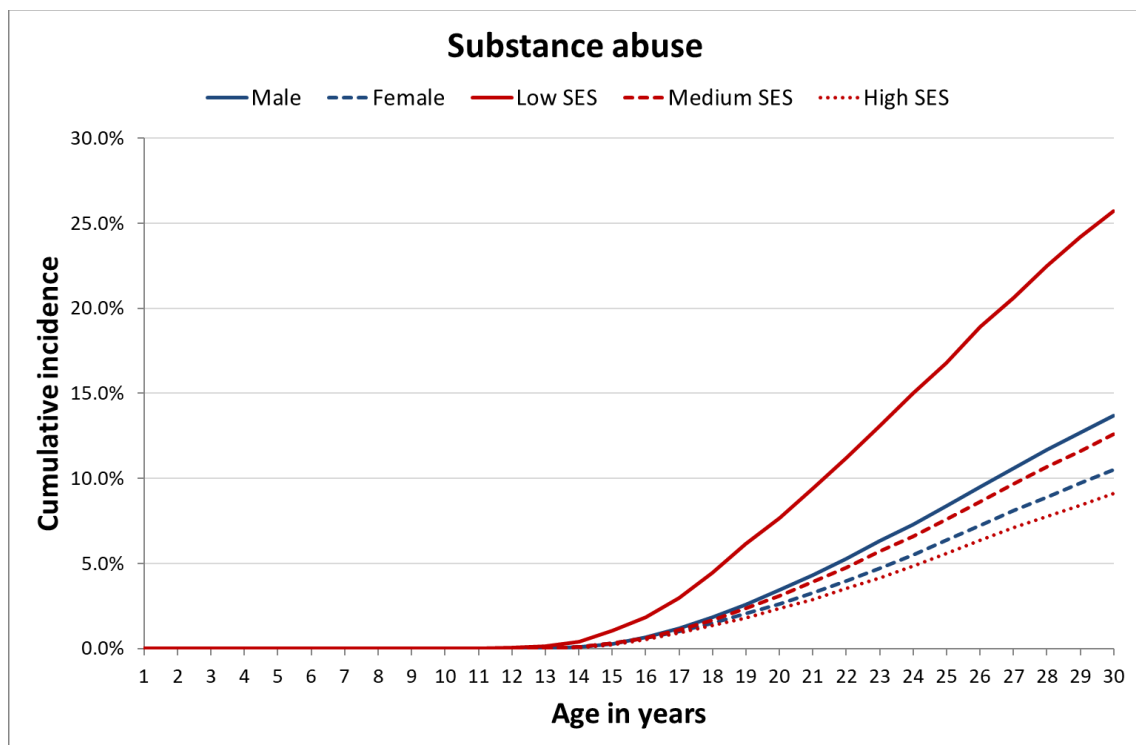




Figure SM7 - Cumulative incidence (%) of psychosis and personality disorders disaggregated by gender and socioeconomic status.

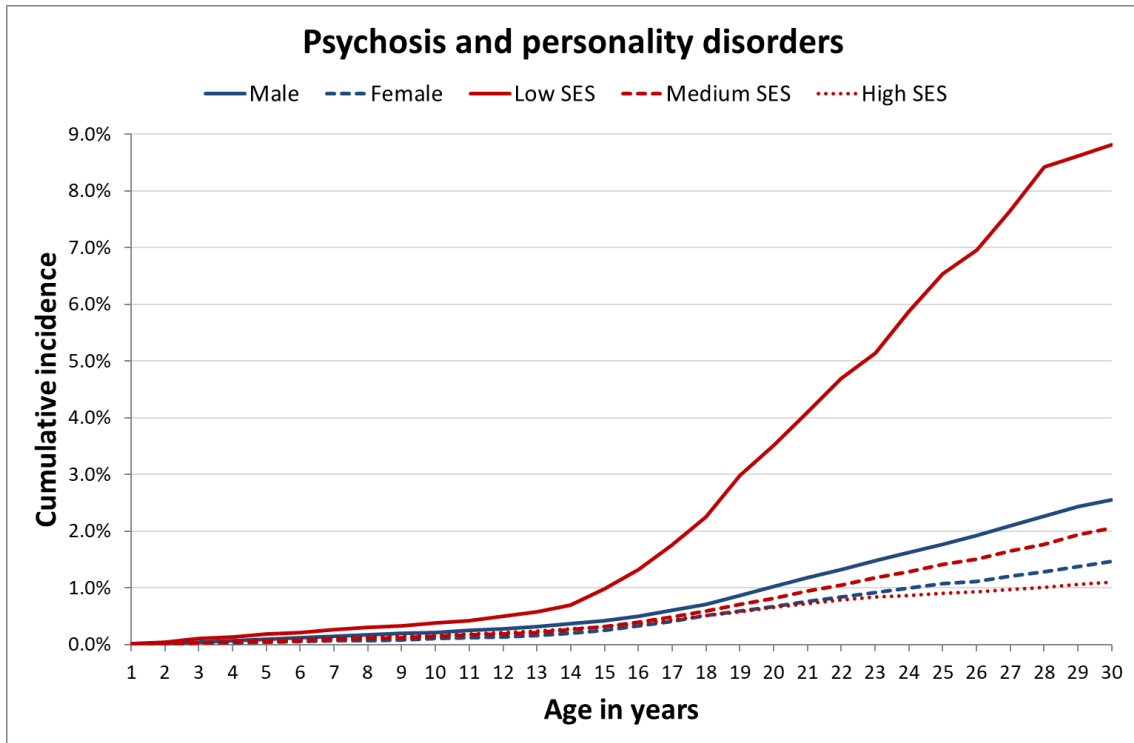


Figure SM8 - Cumulative incidence (%) of eating disorders disaggregated by gender and socioeconomic status.

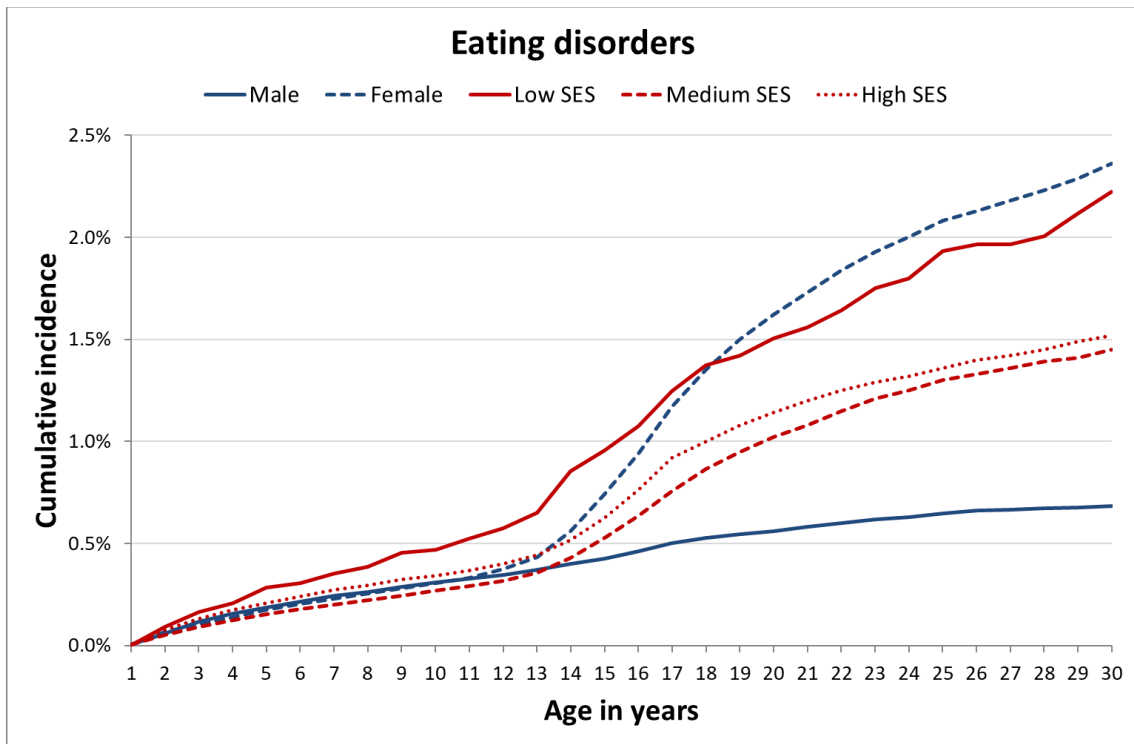


Figure SM9 - Cumulative incidence (%) of self-harm disaggregated by gender and socioeconomic status.

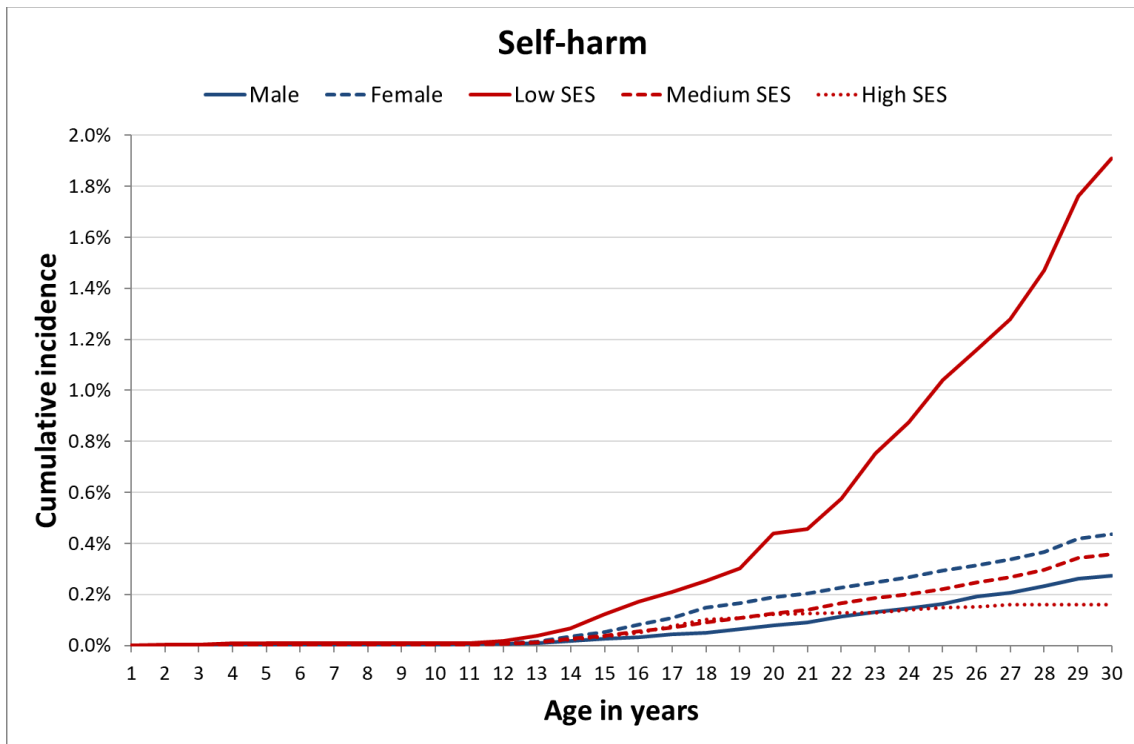


Figure SM10 - Comparison of the cumulative incidence (%) of mental disorders in Denmark and Basque country in females at the age of 18.

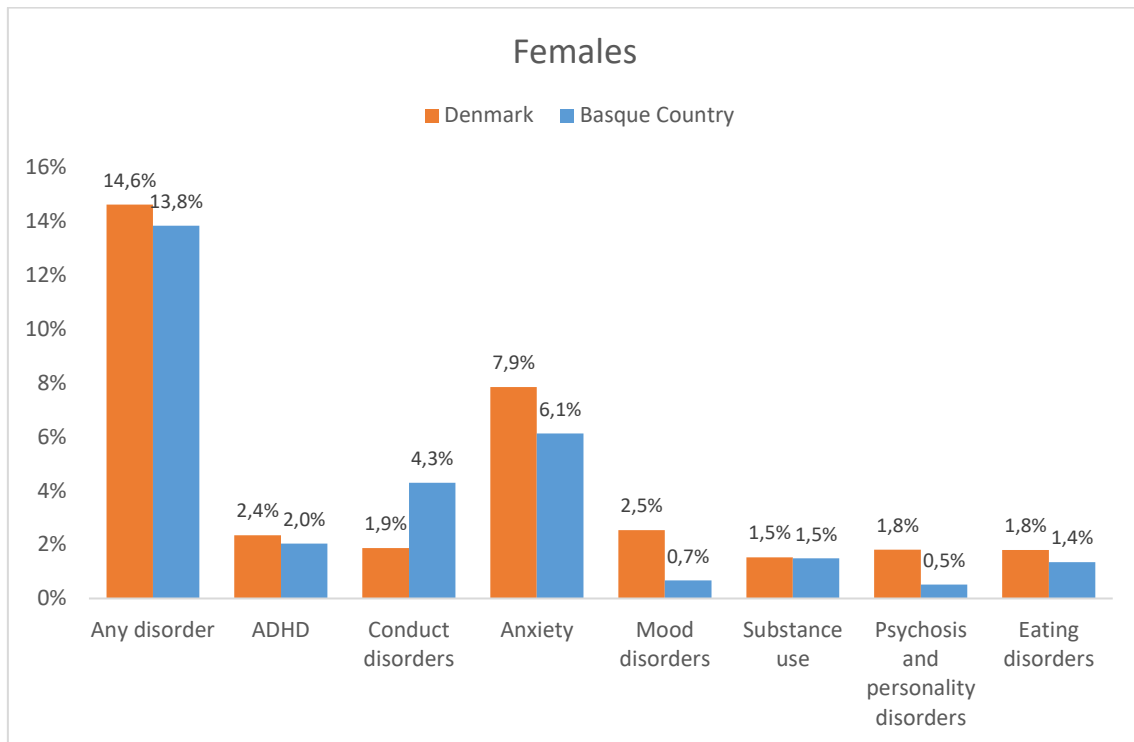


Figure SM11 - Comparison of the cumulative incidence (%) of mental disorders in Denmark and Basque country in males at the age of 18.

