

Supplementary Figure 2

Gating strategy through isotype control

Gating strategy for Annexin V staining

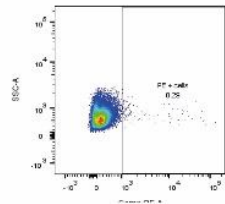
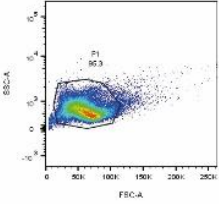
Phase 1: gate around viable cells excluding debris and doublets

Phase 2: gate for positively stained cells by excluding cells treated with isotype control

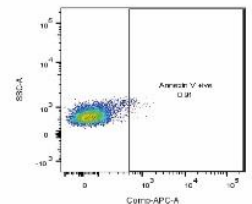
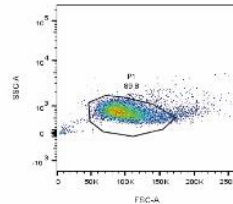
Phase 1: gate around viable cells excluding debris and doublets

Phase 2: gate for Annexin V stained cells by excluding unstained cells

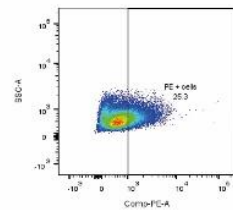
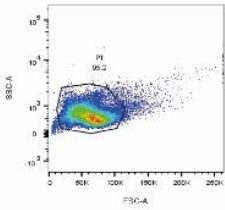
Isotype control treated sample



Unstained sample



CD49f-PE treated sample



Annexin V stained sample

