

***Lysinibacillus spp.*: An IAA-producing endospore forming-bacteria that promotes plant growth.**

**Journal: Antonie van Leeuwenhoek
Journal of Microbiology**

Manuel Pantoja-Guerra [iD](#)^{1,2*}, Marleny Burkett-Cadena³, Johanna Cadena³, Christopher A Dunlap [iD](#)⁴ Camilo A. Ramírez¹

¹Universidad de Antioquia, Instituto de Biología, Medellín – Colombia

²Corporación Universitaria Lasallista, Caldas, Antioquia – Colombia

³Plant Response Biotech, Plant City, FL, USA

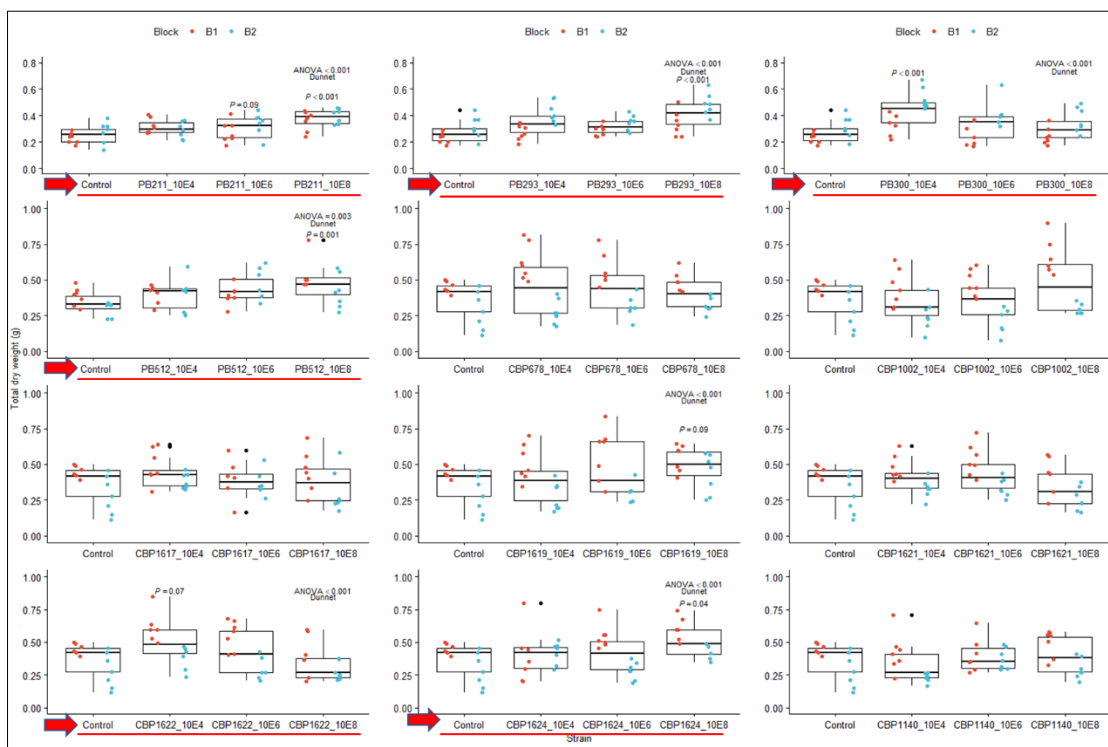
⁴United States Department of Agriculture, Agricultural Research Service, National Center for Agricultural Utilization Research, Crop Bioprotection Research Unit, 1815 N University, Peoria, IL, USA

*Corresponding author: manuel.pantojag@udea.edu.co

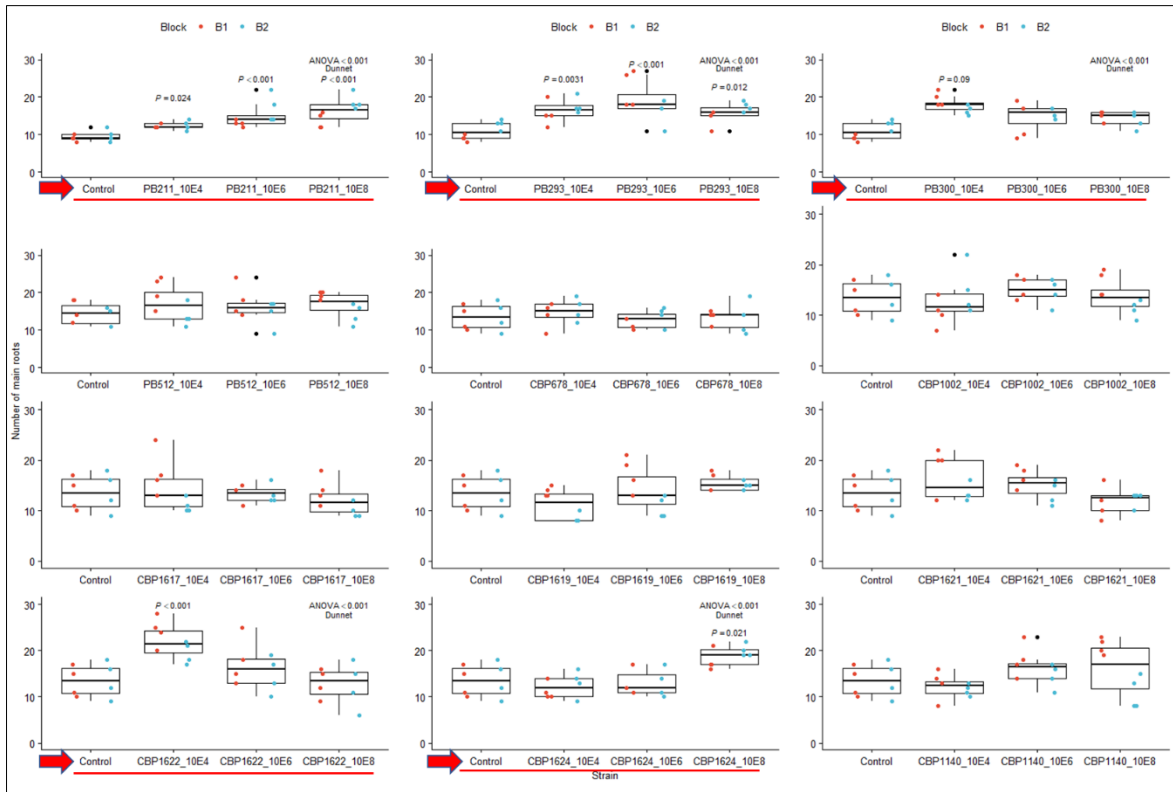
Supplementary material 1.

Inoculation effect of *Lysinibacillus spp.* strains on Zea mays ICA-109 growth. A) PB211. B) PB293. C) PB300. D) PB512. E) CBP678. F) CBP1002. G) CBP1617. H) CBP1619. I) CBP1621. J) CBP1622. K) CBP1624. L) CBP1140. The strains labeled with red color show PGPR effect. The experiment was done in duplicate, and it was analyzed as blocking by time. The red points correspond to block 1 data, while block 2 data are represented by blue points. The data were analyzed using the ANOVA test, and the comparison of means with Dunnett's test was calculated. The treatments presented differences with statistical significance are marked with their respective P-value. Data roots were taken using digital image analysis with the Smart-Root package (Lobet et al, 2011; 2015).

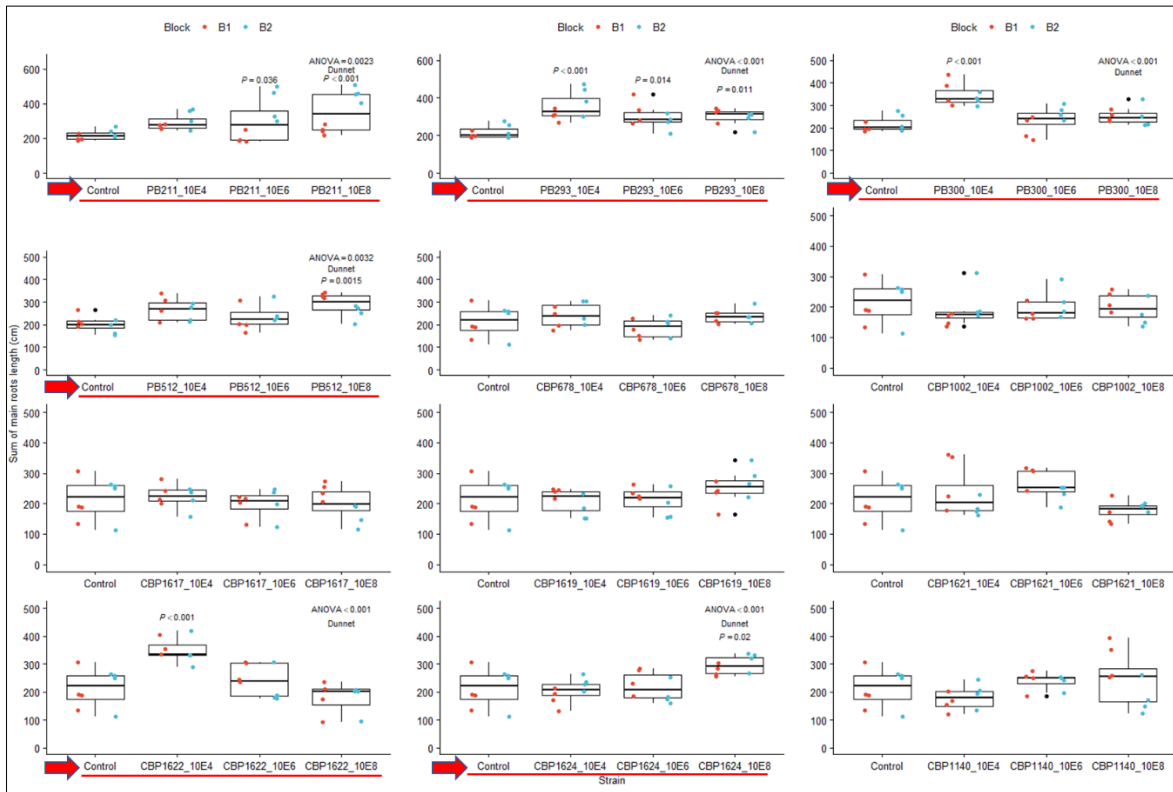
Total dry weight.



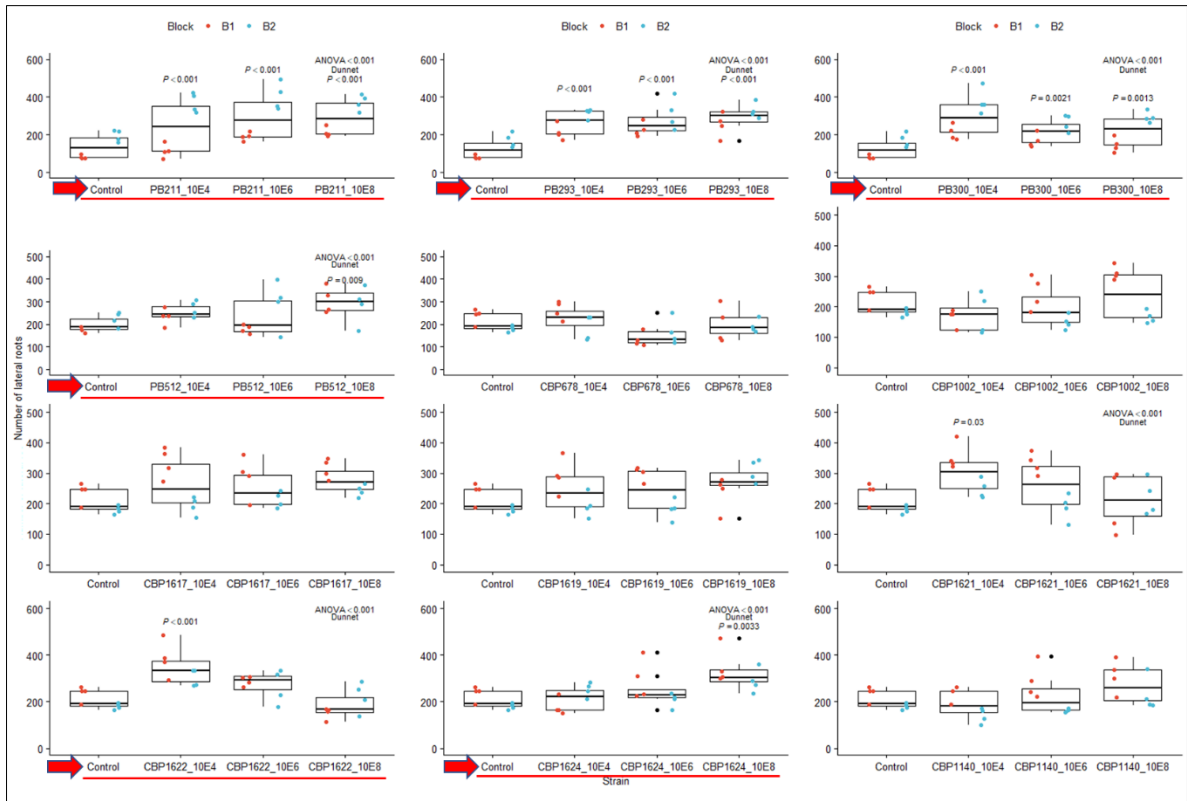
Number of main roots



Total root length



Number of lateral roots



Convex hull area

