

Supplemental Material for

Generalization of contextual fear is sex-specifically affected by high salt intake

Jasmin N. Beaver^{1,2}, Brady L. Weber^{1,2}, Matthew T. Ford¹, Anna E. Anello^{1,2}, Kaden M. Ruffin¹, Sarah K. Kassis^{1,2}, T. Lee Gilman^{1,2,3*}

¹Department of Psychological Sciences, Kent State University, Kent, Ohio, United States of America

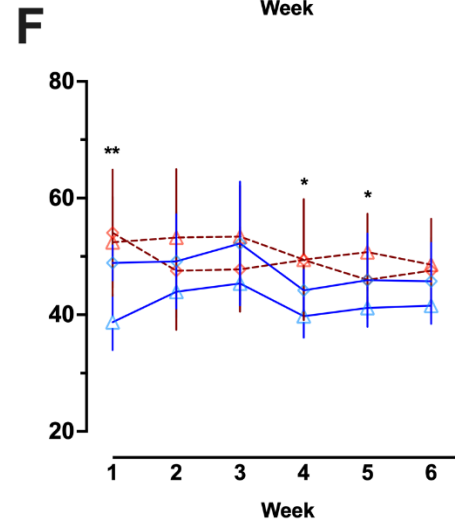
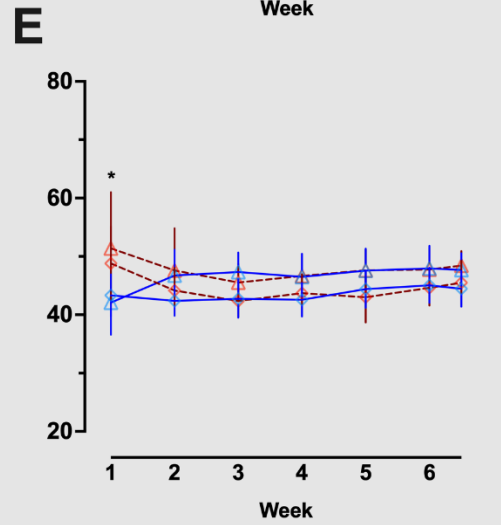
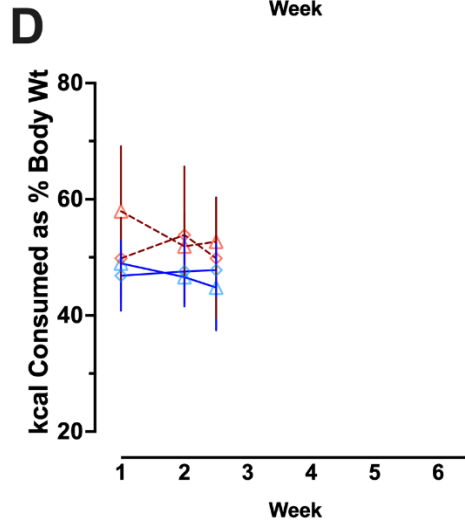
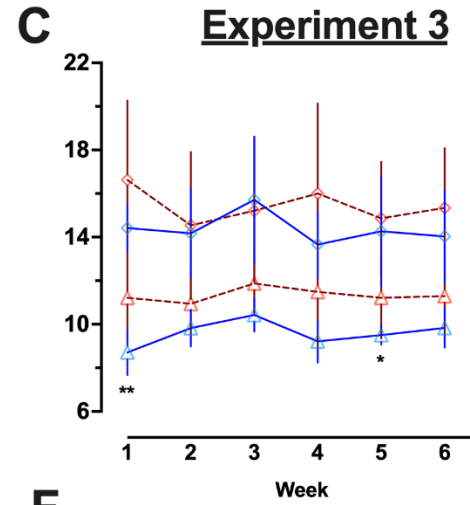
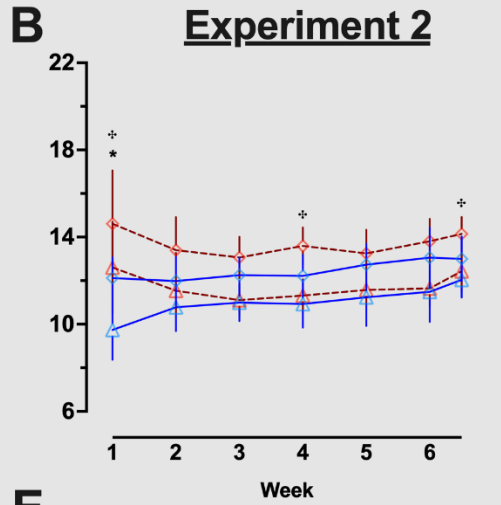
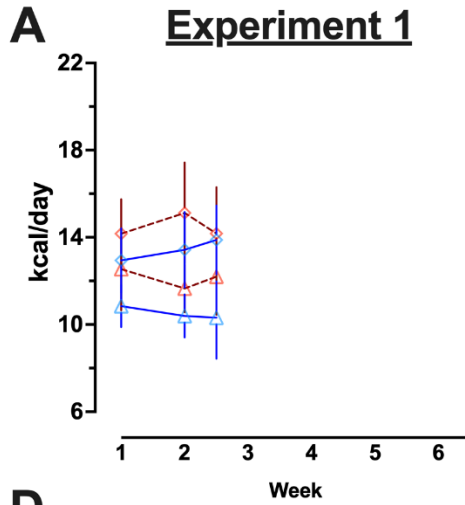
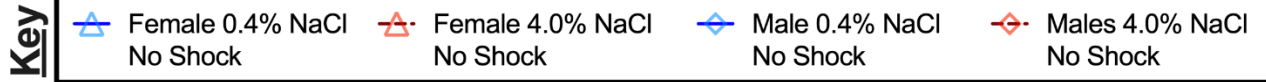
²Brain Health Research Institute, Kent State University, Kent, Ohio, United States of America

³Healthy Communities Research Institute, Kent State University, Kent, Ohio, United States of America

*Corresponding Author

Email: lgilman1@kent.edu (TLG)

S22 Figure



S22 Fig. Average kcal consumed per day and kcal consumed as a percentage of body weight by control no shock mice across Experiments.

Females represented by triangles, males by diamonds; 0.4% NaCl represented by blue symbols and solid lines, 4.0% NaCl represented by red symbols and dashed lines. A, B, C)

Consumption of kcal per day and D, E, F) kcal consumption as a percentage of body weight were calculated for each full week, and for the partial week at the conclusion of A, D)

Experiment 1 and B, E) Experiment 2 (grey shading). Some data loss occurred on the very last weighing day for a subset of animals in C, F) Experiment 3, thus graphs and repeated measures statistical analyses for Experiment 3 calculations cease at week 6 to maximize inclusion of mice

in repeated measures analyses. Experiment 1: 0.4% NaCl females, n=9; 4.0% NaCl females, n=9; 0.4% NaCl males, n=8; 4.0% NaCl males, n=9. Experiment 2: 0.4% NaCl females, n=8; 4.0% NaCl females, n=7; 0.4% NaCl males, n=9; 4.0% NaCl males, n=9. Experiment 3: 0.4% NaCl females, n=8; 4.0% NaCl females, n=8; 0.4% NaCl males, n=8; 4.0% NaCl males, n=8.

Data are graphed as mean \pm 95% confidence interval. *p<0.05, **p<0.01, ***p<0.001 indicate difference between females consuming 0.4% NaCl versus 4.0% NaCl. +p<0.05, ++p<0.01,

+++p<0.001 indicate difference between males consuming 0.4% NaCl versus 4.0% NaCl.