

## Supplemental Material for

Generalization of contextual fear is sex-specifically affected by high salt intake

Jasmin N. Beaver<sup>1,2</sup>, Brady L. Weber<sup>1,2</sup>, Matthew T. Ford<sup>1</sup>, Anna E. Anello<sup>1,2</sup>, Kaden M. Ruffin<sup>1</sup>,  
Sarah K. Kassis<sup>1,2</sup>, T. Lee Gilman<sup>1,2,3\*</sup>

<sup>1</sup>Department of Psychological Sciences, Kent State University, Kent, Ohio, United States of America

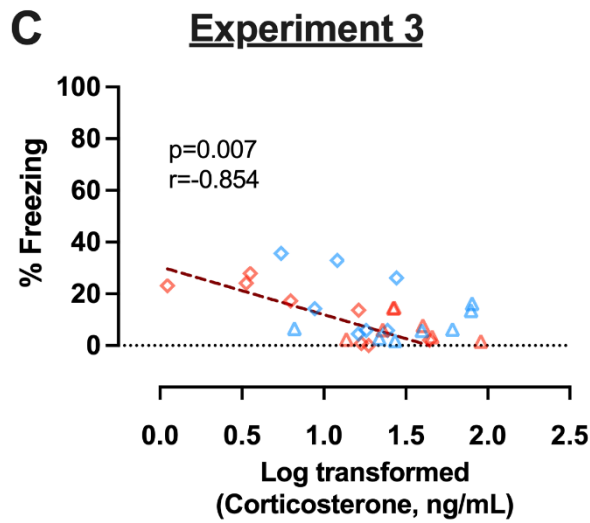
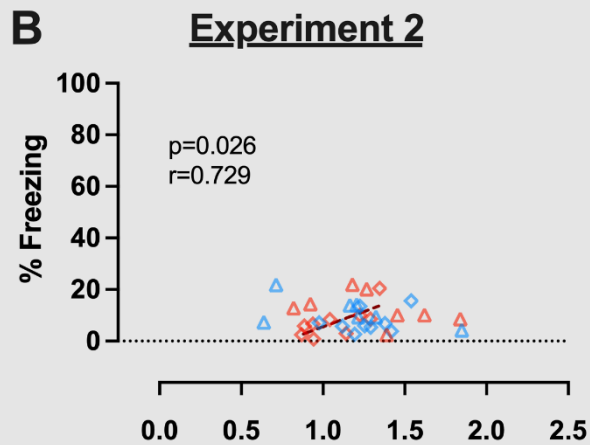
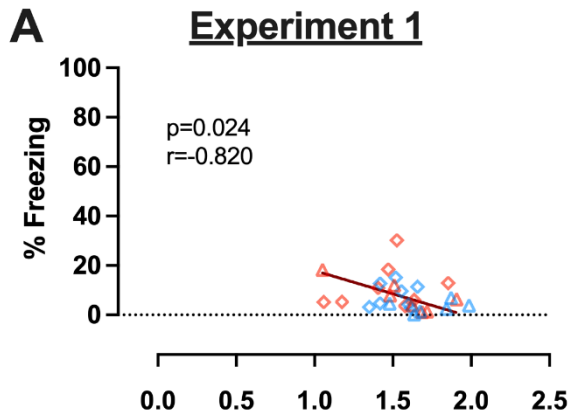

<sup>2</sup>Brain Health Research Institute, Kent State University, Kent, Ohio, United States of America

<sup>3</sup>Healthy Communities Research Institute, Kent State University, Kent, Ohio, United States of America

\*Corresponding Author

Email: [lgilman1@kent.edu](mailto:lgilman1@kent.edu) (TLG)

S24 Figure



**S24 Figure. Correlations between context fear expression and log-transformed serum corticosterone levels in control no shock mice across Experiments.**

Females represented by triangles, males by diamonds; 0.4% NaCl represented by blue symbols, 4.0% NaCl represented by red symbols. Individual log-transformed serum corticosterone levels were plotted on the x-axis against the same individual's contextual fear expression during minutes two through six of the 10 min testing session plotted on the y-axis. Data for each sex of control no shock mice were graphed for A) Experiment 1, B) Experiment 2 (grey shading), and C) Experiment 3. Significant correlations indicated with solid (female) or dashed (male) lines. Experiment 1: 0.4% NaCl females, n=6; 4.0% NaCl females, n=7; 0.4% NaCl males, n=8; 4.0% NaCl males, n=8. Experiment 2: 0.4% NaCl females, n=7; 4.0% NaCl females, n=8; 0.4% NaCl males, n=9; 4.0% NaCl males, n=9. Experiment 3: 0.4% NaCl females, n=7; 4.0% NaCl females, n=7; 0.4% NaCl males, n=7; 4.0% NaCl males, n=8.