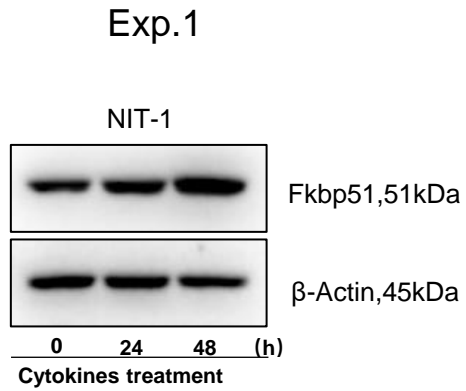
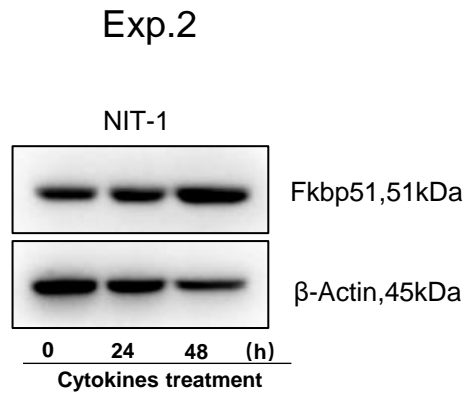


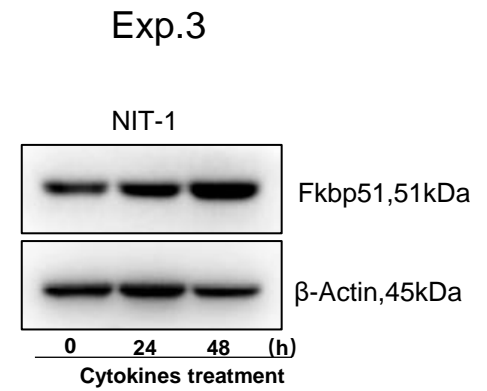
Fig1 D



Gels: 12%, 15 well combs
Fkbp51: WX904284
 β -Actin: CST3700

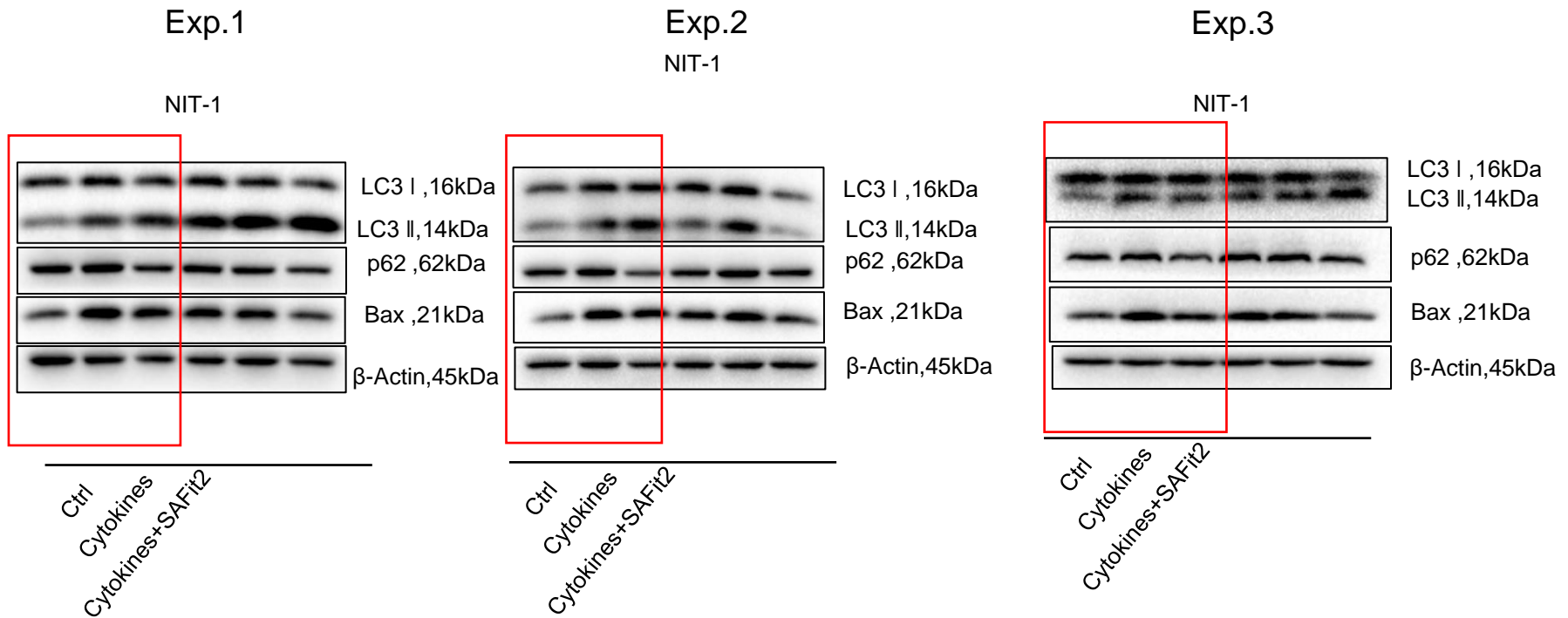


Gels: 12%, 15 well combs
Fkbp51: WX904284
 β -Actin: CST3700



Gels: 12%, 15 well combs
Fkbp51: WX904284
 β -Actin: CST3700

Fig2 D

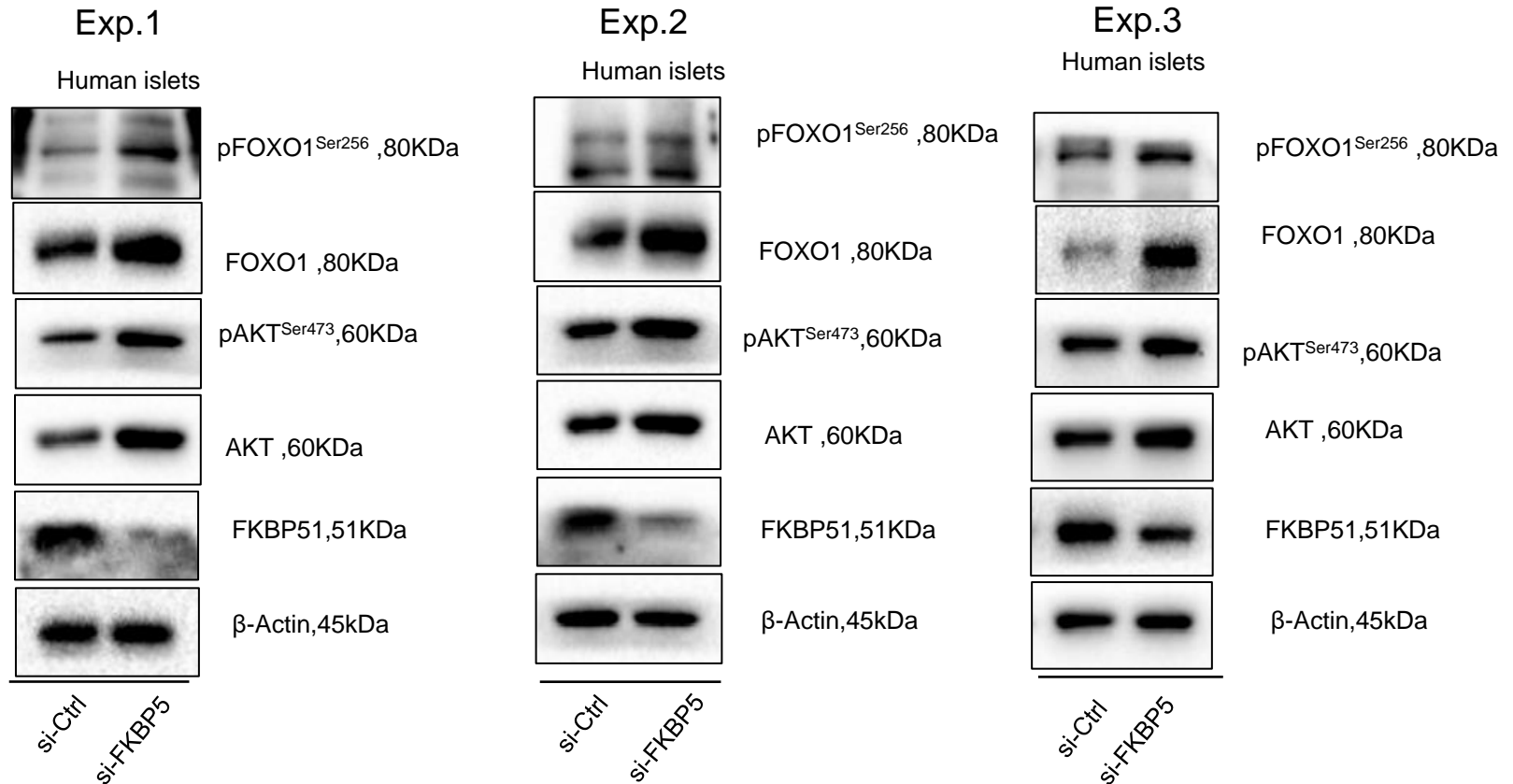


Gels: 15%, 15 well combs
p62: AB56416
Bax: ab32503
LC3I/II: CST12741S
β-Actin: CST3700

Gels: 15%, 15 well combs
p62: AB56416
Bax: ab32503
LC3I/II: CST12741S
β-Actin: CST3700

Gels: 15%, 15 well combs
p62: AB56416
Bax: ab32503
LC3I/II: CST12741S
β-Actin: CST3700

Fig4A

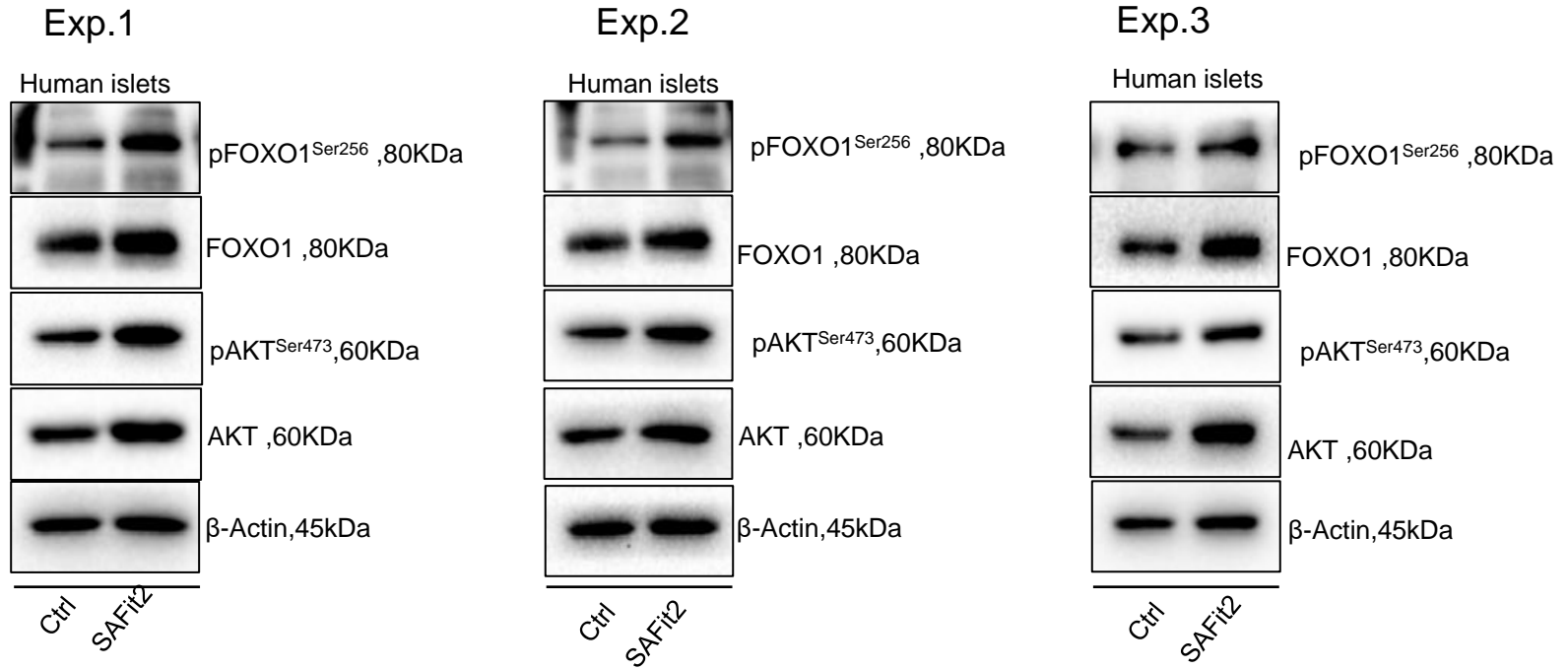


Gels: 10%, 15 well combs
pFOXO1: NB100-8192
FOXO1: CST-2880
pAKT: CST-4060S
AKT: CST-9272S
FKBP51: WX904284
β-Actin: CST3700

Gels: 10%, 15 well combs
pFOXO1: NB100-8192
FOXO1: CST-2880
pAKT: CST-4060S
AKT: CST-9272S
FKBP51: WX904284
β-Actin: CST3700

Gels: 10%, 15 well combs
pFOXO1: NB100-8192
FOXO1: CST-2880
pAKT: CST-4060S
AKT: CST-9272S
FKBP51: WX904284
β-Actin: CST3700

Fig4 C

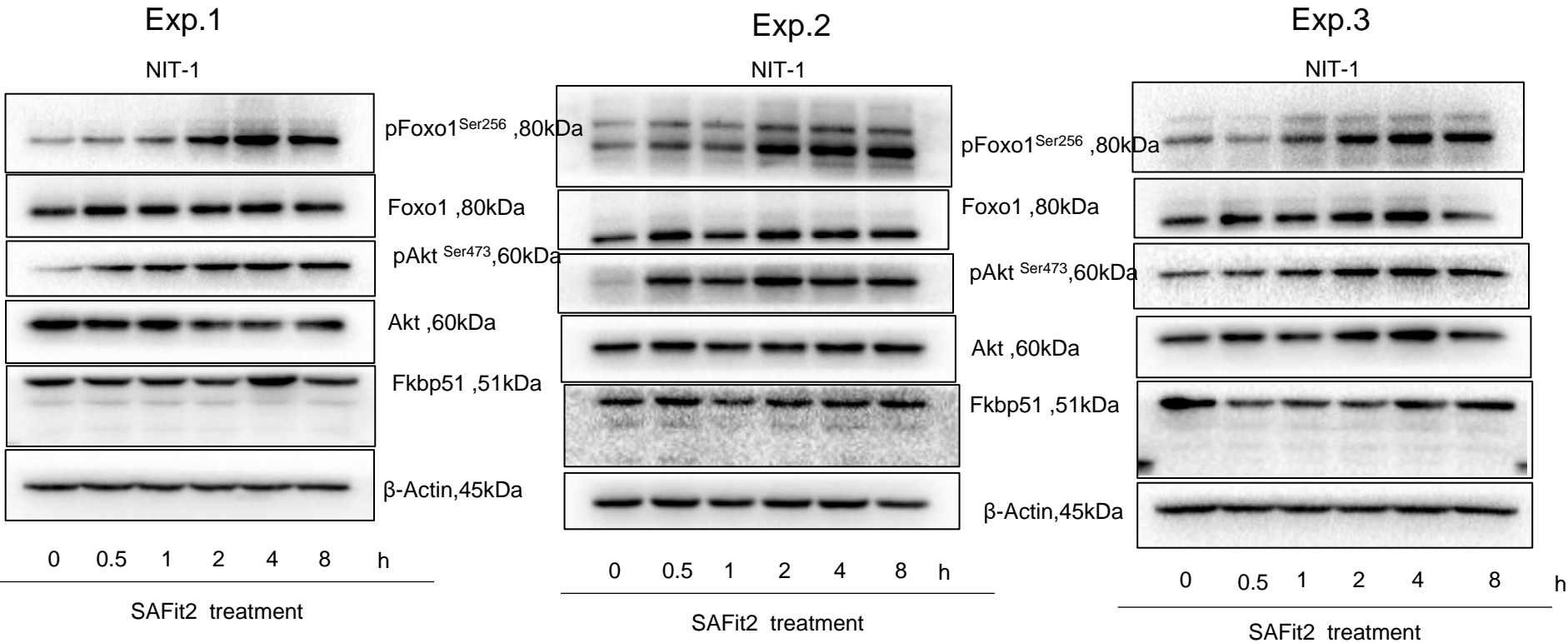


Gels: 10%, 15 well combs
P-FOXO1: NB100-8192
FOXO1: CST-2880
P-AKT: CST-4060S
AKT: CST-9272S
FKBP51: WX904284
β-Actin: CST3700

Gels: 10%, 15 well combs
P-FOXO1: NB100-8192
FOXO1: CST-2880
P-AKT: CST-4060S
AKT: CST-9272S
FKBP51: WX904284
β-Actin: CST3700

Gels: 10%, 15 well combs
P-FOXO1: NB100-8192
FOXO1: CST-2880
P-AKT: CST-4060S
AKT: CST-9272S
FKBP51: WX904284
β-Actin: CST3700

Fig4E



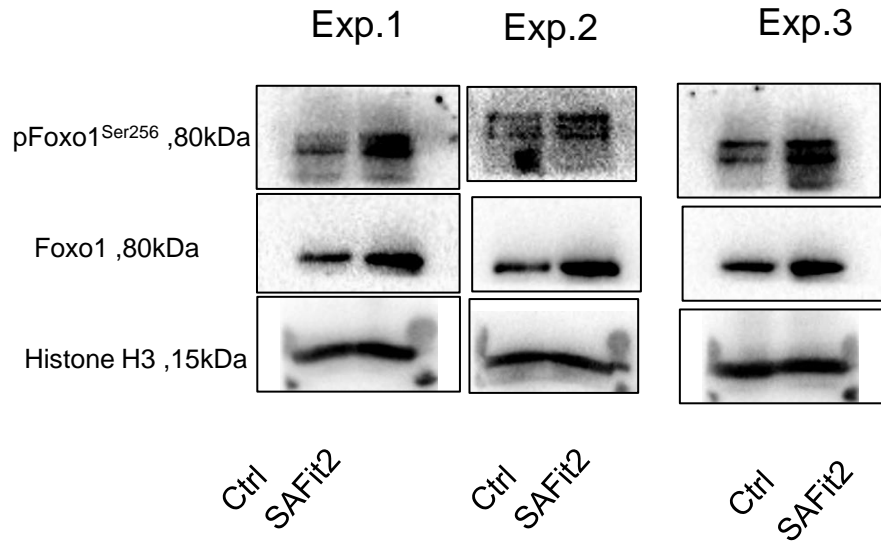
Gels: 12%, 15 well combs
pFoxo1: NB100-8192
Foxo1: CST-2880
pAkt: CST-4060S
Akt: CST-9272S
Fkbp51: WX904284
β-Actin: CST3700

Gels: 12%, 15 well combs
pFoxo1: NB100-8192
Foxo1: CST-2880
pAkt: CST-4060S
Akt: CST-9272S
Fkbp51: WX904284
β-Actin: CST3700

Gels: 12%, 15 well combs
pFoxo1: NB100-8192
Foxo1: CST-2880
pAkt: CST-4060S
Akt: CST-9272S
Fkbp51: WX904284
β-Actin: CST3700

Fig4 I

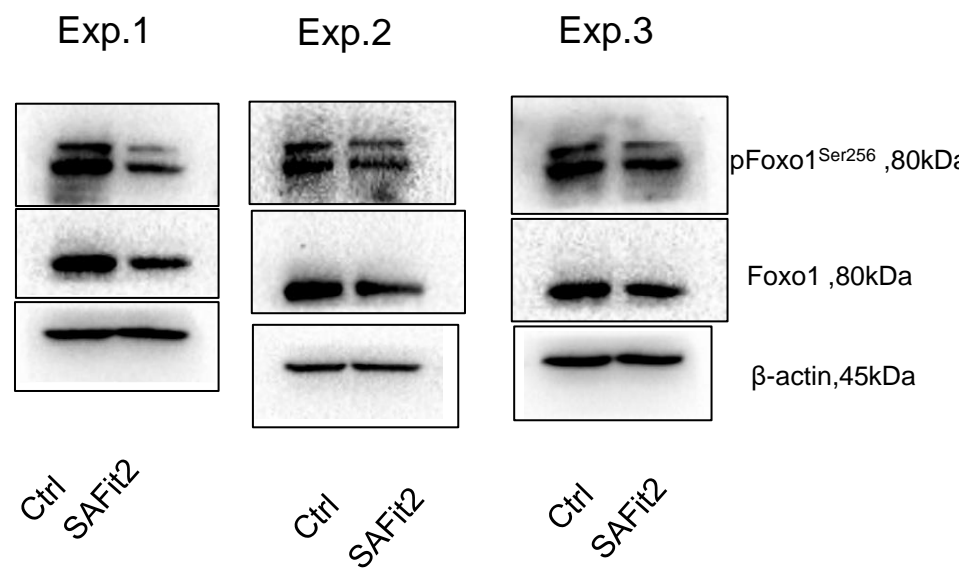
NIT-1 Nuclear protein



Gels: 12%, 15 well combs
pFoxo1: NB100-8192
Foxo1: CST-2880
Histone H3a : 17168-1-AP

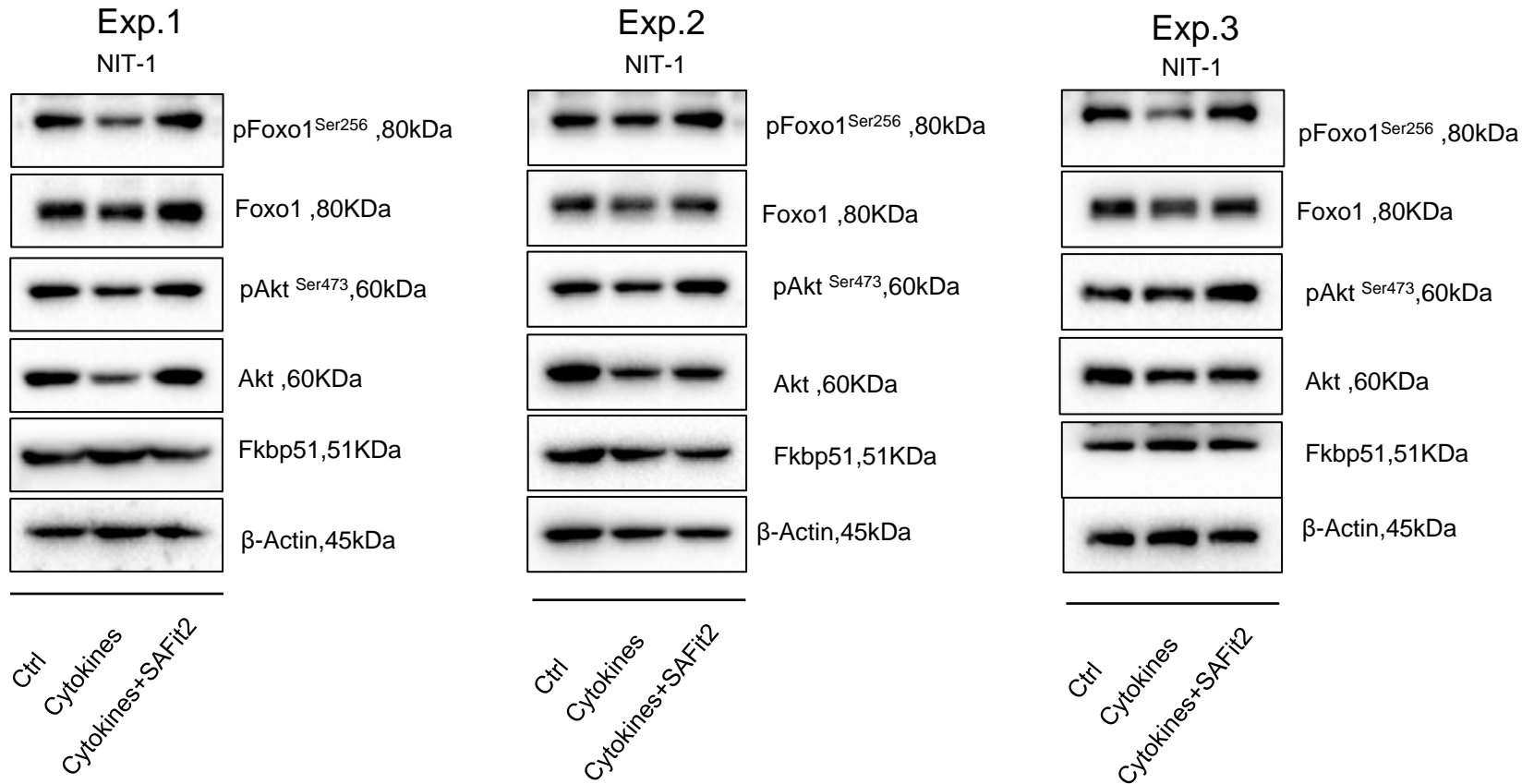
Fig4 J

NIT-1 Cytoplasmic protein



Gels: 12%, 15 well combs
pFoxo1: NB100-8192
Foxo1: CST-2880
β-actin: CST3700

Fig4 M

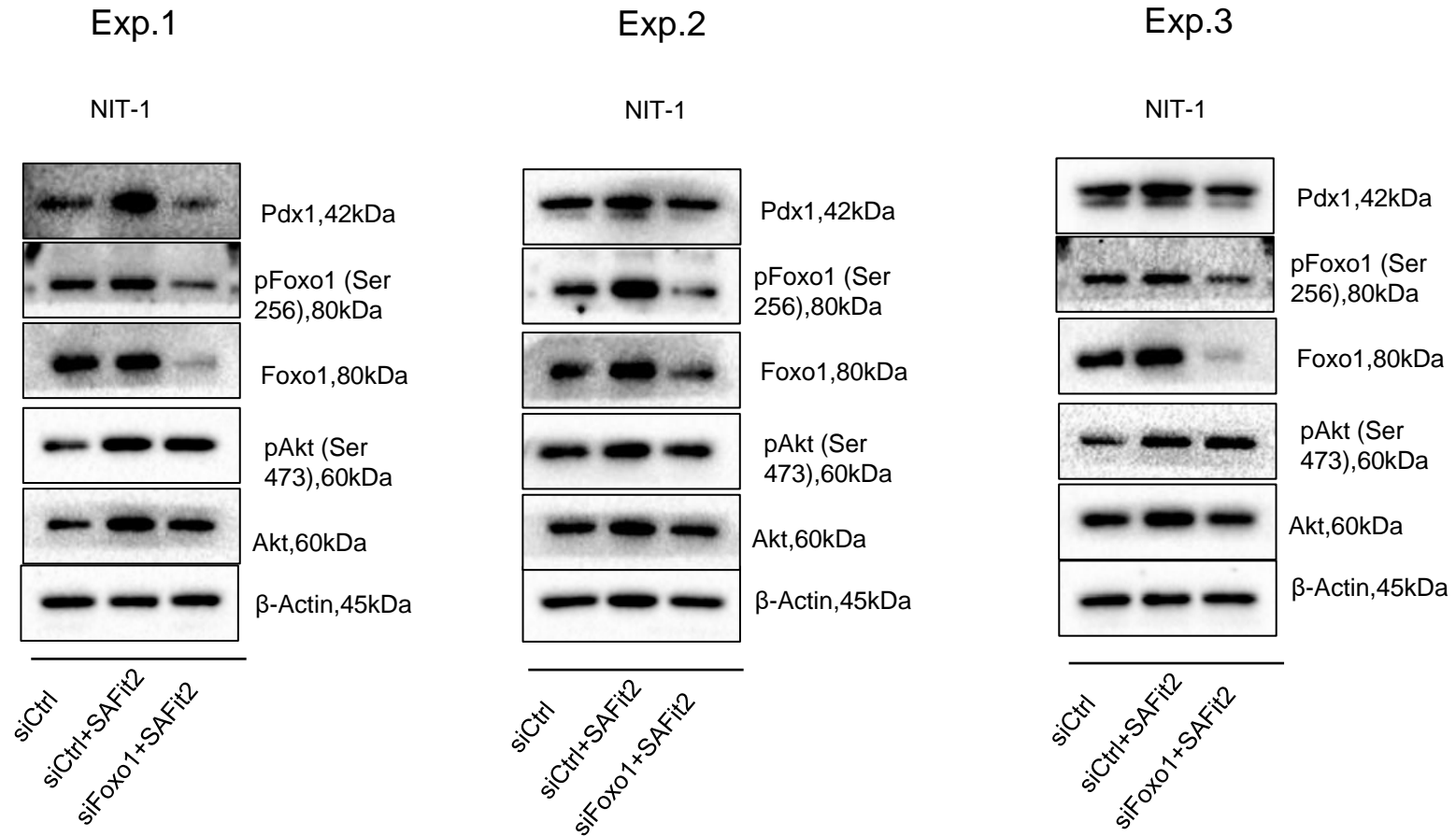


Gels: 10%, 15 well combs
pFoxo1: NB100-8192
Foxo1: CST-2880
pAkt: CST-4060S
Akt: CST-9272S
Fkbp51: WX904284
β-Actin: CST3700

Gels: 10%, 15 well combs
pFoxo1: NB100-8192
Foxo1: CST-2880
pAkt: CST-4060S
Akt: CST-9272S
Fkbp51: WX904284
β-Actin: CST3700

Gels: 10%, 15 well combs
pFoxo1: NB100-8192
Foxo1: CST-2880
pAkt: CST-4060S
Akt: CST-9272S
Fkbp51: WX904284
β-Actin: CST3700

Fig5 A

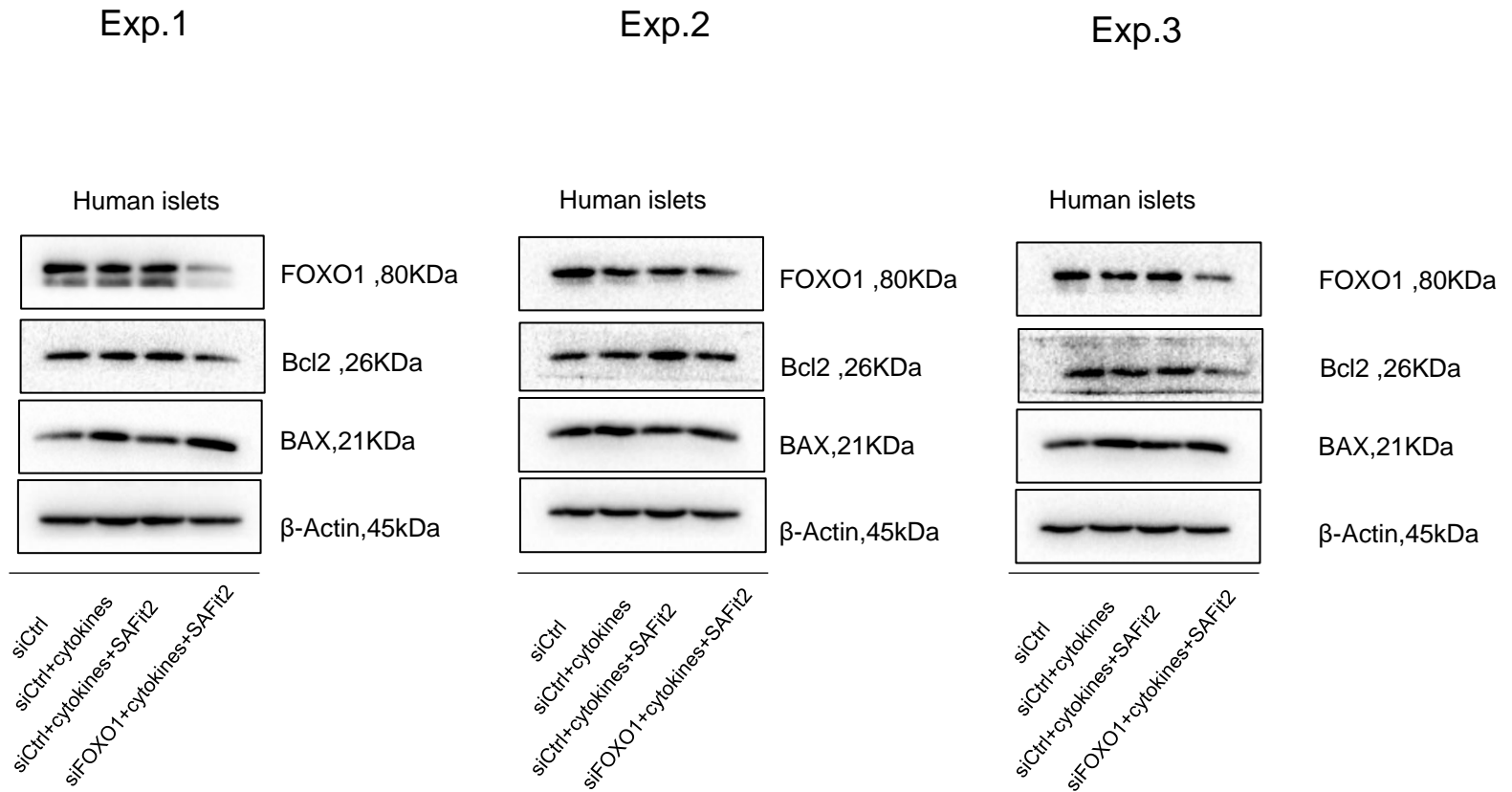


Gels: 10%, 15 well combs
pFoxo1: NB100-8192
Foxo1: CST-2880
pAkt: CST-4060S
Akt: CST-9272S
Pdx1: CST5679S
β-Actin: CST3700

Gels: 10%, 15 well combs
pFoxo1: NB100-8192
Foxo1: CST-2880
pAkt: CST-4060S
Akt: CST-9272S
Pdx1: CST5679S
β-Actin: CST3700

Gels: 10%, 15 well combs
pFoxo1: NB100-8192
Foxo1: CST-2880
pAkt: CST-4060S
Akt: CST-9272S
Pdx1: CST5679S
β-Actin: CST3700

Fig5E



Gels: 12% 15 well combs
FOXO1: CST-2880
BAX: ab32503
BCL2: 26593-1-AP
β-Actin: CST3700

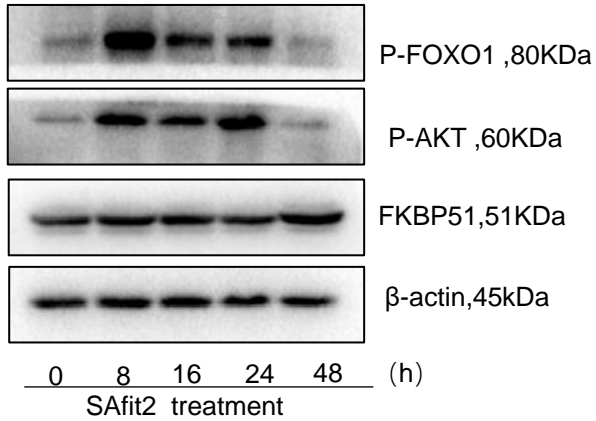
Gels: 12% 15 well combs
FOXO1: CST-2880
BAX: ab32503
BCL2: 26593-1-AP
β-Actin: CST3700

Gels: 12% 15 well combs
FOXO1: CST-2880
BAX: ab32503
BCL2: 26593-1-AP
β-Actin: CST3700

Supplementary Figure 3

Exp.1

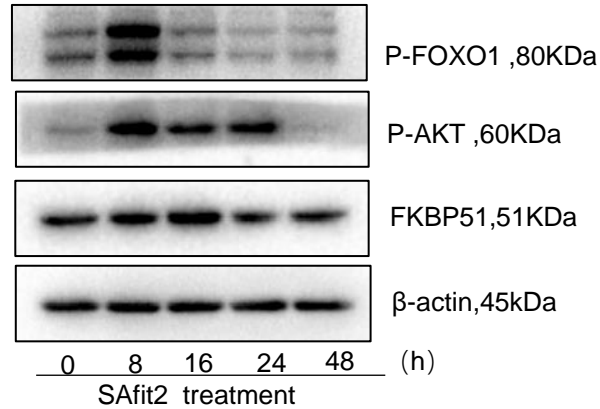
NIT-1



Gels: 15%, 15 well combs
P-FOXO1: NB100-8192
P-AKT: CST-4060S
FKBP51: WX904284
 β -actin: CST3700

Exp.2

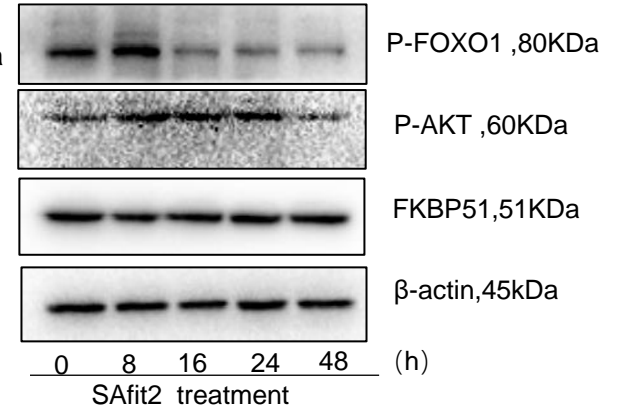
NIT-1



Gels: 15%, 15 well combs
P-FOXO1: NB100-8192
P-AKT: CST-4060S
FKBP51: WX904284
 β -actin: CST3700

Exp.3

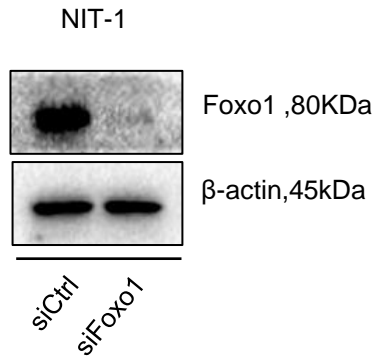
NIT-1



Gels: 15%, 15 well combs
P-FOXO1: NB100-8192
P-AKT: CST-4060S
FKBP51: WX904284
 β -actin: CST3700

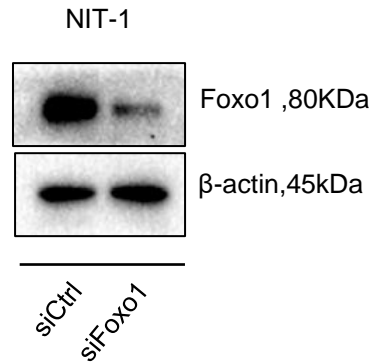
Supplementary Figure 4

Exp.1



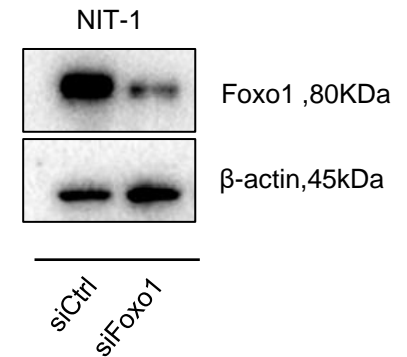
Gels: 10%, 15 well combs
Foxo1: CST-2880
 β -Actin: CST3700

Exp.2



Gels: 10%, 15 well combs
Foxo1: CST-2880
 β -Actin: CST3700

Exp.3



Gels: 10%, 15 well combs
Foxo1: CST-2880
 β -Actin: CST3700