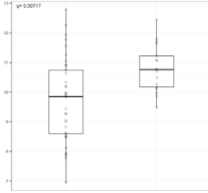



S3A


HIST1H1B
Q=0.007




HIST1H1D
q=0.001




HIST1H2AE
q=0.0003



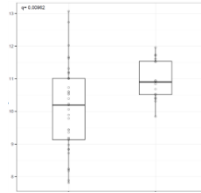
HIST1H2AI
Q=0.005



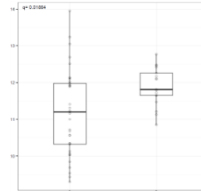
HIST1H2AJ
α=0.05



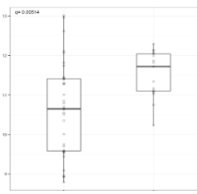
HIST1H2AL
α=0.009



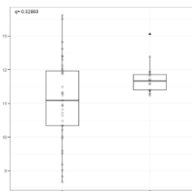
HIST1H2AM
α=0.02




HIST1H2BF
q=0.005




HIST1H2BG
q=0.03




HIST1H2BH
α=0.0004




HIST1H2BK
q=0.02



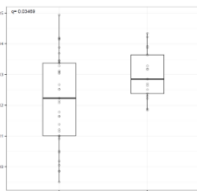
HIST1H2BL
q=0.048




HIST1H2BM
q=0.03




HIST1H3B
α=0.03




HIST1H3E
q=0.009




HIST1H3D
q=0.004



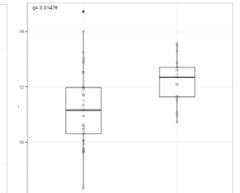
HIST1H3F
q=0.0002



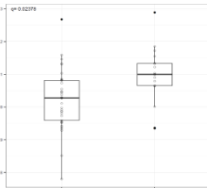
HIST1H3G
q=0.01



HIST1H3H
q=0.015



HIST1H4K
q=0.02



HIST2H3C
q=0.09

