
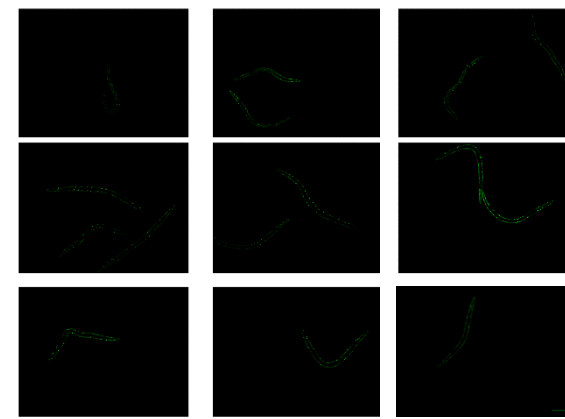



(a) Untreated Control




(c) Solvent Control




(b) SJ 100 µg/ml



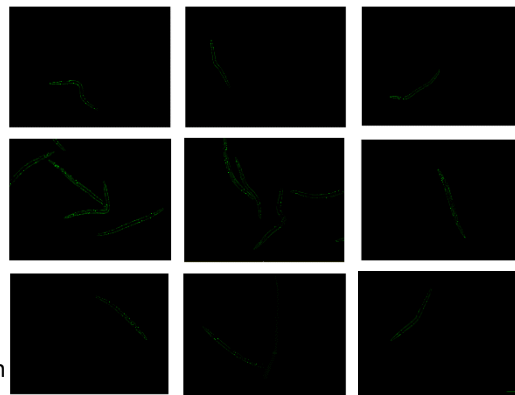
(d) SJ 200 µg/ml



(e) SJ 300 µg/ml



(f) EGCG 50 µg/ml



(g) Rutin 100 µg/ml

**Supplementary Figure S2:**

Representative images of worms for polyQ40 expression

scale bar = 100 µm.