

Contents of Supplementary appendix

Method	GATHER checklist, with description of compliance and location of information	P5-6
Figure S1	Age-standardized incidence rate and all-ages number of asthma at the global level, 1990 to 2019.	P7
Figure S2	Age-standardized incidence rates of asthma at the socio-demographic index region level, 1990 to 2019.	P8
Figure S3	World map of age-standardized prevalence from asthma at the country level, 2019	P9
Figure S4	All-ages number and age-standardized prevalence rates of asthma at the global level, 1990 to 2019.	P10
Figure S5	Age-standardized prevalence rates of asthma at the socio-demographic index region level, 1990 to 2019.	P11
Figure S6	World map of age-standardized disability-adjusted-life-years from asthma at the country level, 2019	P12
Figure S7	All-ages number and age-standardized disability-adjusted-life-years rates of asthma at the global level, 2019.	P13
Figure S8	All-ages number and age-standardized disability-adjusted-life-years rates of asthma at the global level, 1990 to 2019.	P14
Figure S9	Age-standardized years lived with disability rates of asthma at the socio-demographic index region level, 1990 to 2019.	P15
Figure S10	Age-standardized mortality rates of asthma at the socio-demographic index regional level, 1990 to 2019.	P16

Figure S11	Age-standardized incidence rate and all-ages number of atopic dermatitis at the global level, 1990 to 2019.	P17
Figure S12	Age-standardized incidence rates of atopic dermatitis at the socio-demographic index regional level, 1990 to 2019.	P18
Figure S13	World map of age-standardized prevalence from atopic dermatitis at the country level, 2019	P19
Figure S14	All-ages number and age-standardized prevalence rates of atopic dermatitis at the global level, 1990 to 2019.	P20
Figure S15	Age-standardized prevalence rates of atopic dermatitis at the socio-demographic index regional level, 1990 to 2019.	P21
Figure S16	World map of age-standardized disability-adjusted-life-years from atopic dermatitis at the country level, 2019	P22
Figure S17	All-ages number and age-standardized disability-adjusted-life-years rates of atopic dermatitis at the global level, 2019.	P23
Figure S18	All-ages number and age-standardized disability-adjusted-life-years rates of atopic dermatitis at the global level, 1990 to 2019.	P24
Figure S19	Age-standardized disability-adjusted-life-years rates due asthma attributable to risk factors (high-body mass index, occupational asthmagens, and smoking) for 21 GBD regions, both sex, 2019.	P25
Figure S20	Age-standardized disability-adjusted-life-years rates due asthma attributable to risk factors (high-body mass index, occupational asthmagens, and smoking) for 21 GBD regions, by sex, 2019.	P26
Figure S21	Percentage of age-standardized deaths due to asthma attributable to risk factors for	P27

	21 GBD regions, both sex, 2019.	
Figure S22	Age-standardized mortality rate due asthma attributable to risk factors (high-body mass index, occupational asthmagens, and smoking) for 21 GBD regions, both sex, 2019.	P28
Figure S23	Percentage of age-standardized deaths due to asthma attributable to risk factors for 21 GBD regions, by sex, 2019.	P29
Figure S24	Age-standardized mortality rate due asthma attributable to risk factors (high-body mass index, occupational asthmagens, and smoking) for 21 GBD regions, by sex, 2019.	P30
Figure S25	All-ages number of disability-adjusted-life-years due to asthma attributable to high-body mass index (A), occupational asthmagens (B) and smoking (C) for 21 GBD regions, both sex, 2019.	P31
Figure S26	All-ages number of disability-adjusted-life-years due to asthma attributable to high-body mass index (A), occupational asthmagens (B) and smoking (C) for 21 GBD regions, both sex, 2019.	P32
Figure S27	All-ages number of deaths due to asthma attributable to high-body mass index (A), occupational asthmagens (B) and smoking (C) for 21 GBD regions, both sex, 2019.	P33
Figure S28	All-ages number of deaths due to asthma attributable to high-body mass index (A), occupational asthmagens (B) and smoking (C) for 21 GBD regions, by sex, 2019.	P34
Table S1	Incidence rates of asthma in 1990 and 2019 for both sexes and percentage change in age-standardized rates by location.	P35-48
Table S2	Asthma prevalence in 1990 and 2019 for both sexes and percentage change in age-standardized rates by location.	P49-63

Table S3	Disability-adjusted-life-years due to asthma in 1990 and 2019 for both sexes and percentage change in age-standardized rates by location.	P64-78
Table S4	Years lived with disabilities due to asthma in 1990 and 2019 for both sexes and percentage change in age-standardized rates by location.	P79-92
Table S5	Incidence rates of atopic dermatitis in 1990 and 2019 for both sexes and percentage change in age-standardized rates by location.	P93-106
Table S6	Atopic dermatitis prevalence in 1990 and 2019 for both sexes and percentage change in age-standardized rates by location.	P107-121
Table S7	Disability-adjusted-life-years due to atopic dermatitis in 1990 and 2019 for both sexes and percentage change in age-standardized rates by location	P122-135
Table S8	Years lived with disabilities due to atopic dermatitis in 1990 and 2019 for both sexes and percentage change in age-standardized rates by location.	P136-149
Table S9	Disability-adjusted-life-years of asthma in accordance with socio-demographic index	P150
Table S10	Disability-adjusted-life-years of atopic dermatitis in accordance with socio-demographic index	P151

**Checklist of information that should be included in new reports of global health estimates for
GBD 2019**

Item #	Checklist item	Reported on page #
Objectives and funding		
1	Define the indicator(s), populations (including age, sex, and geographic entities), and time period(s) for which estimates were made.	Main text (Methods)
2	List the funding sources for the work.	Funding
Data Inputs		
<i>For all data inputs from multiple sources that are synthesized as part of the study:</i>		
3	Describe how the data were identified and how the data were accessed.	Main text (Methods) and appendix
4	Specify the inclusion and exclusion criteria. Identify all ad-hoc exclusions.	Main text (Methods) and appendix
5	Provide information on all included data sources and their main characteristics. For each data source used, report reference information or contact name/institution, population represented, data collection method, year(s) of data collection, sex and age range, diagnostic criteria or measurement method, and sample size, as relevant.	Data Input Sources Tool: http://ghdx.healthdata.org/gbd2019/data-input-sources
6	Identify and describe any categories of input data that have potentially important biases (e.g., based on characteristics listed in item 5).	Main text (Methods) and appendix
<i>For data inputs that contribute to the analysis but were not synthesized as part of the study:</i>		
7	Describe and give sources for any other data inputs.	Data Input Sources Tool: http://ghdx.healthdata.org/gbd2019/data-input-sources
<i>For all data inputs:</i>		
8	Provide all data inputs in a file format from which data can be efficiently extracted (e.g., a spreadsheet rather than a PDF), including all relevant meta-data listed in item 5. For any data inputs that cannot be shared because of ethical or legal reasons, such as third-party ownership, provide a contact name or the name of the institution that retains the right to the data.	Main text (Methods) and appendix
Data analysis		
9	Provide a conceptual overview of the data analysis method. A diagram may be helpful.	Main text (Methods) and appendix
10	Provide a detailed description of all steps of the analysis, including mathematical formulae. This description should cover, as relevant, data cleaning, data pre-processing,	Main text (Methods)

	data adjustments and weighting of data sources, and mathematical or statistical model(s).	and appendix
11	Describe how candidate models were evaluated and how the final model(s) were selected.	Previously published in capstone paper
12	Provide the results of an evaluation of model performance, if done, as well as the results of any relevant sensitivity analysis.	Previously published in capstone paper
13	Describe methods for calculating uncertainty of the estimates. State which sources of uncertainty were, and were not, accounted for in the uncertainty analysis.	Main text (Methods) and appendix
14	State how analytic or statistical source code used to generate estimates can be accessed.	Data Input Sources Tool: http://ghdx.healthdata.org/gbd2019/data-input-sources
Results and Discussion		
15	Provide published estimates in a file format from which data can be efficiently extracted.	Main text (Methods) and appendix
16	Report a quantitative measure of the uncertainty of the estimates (e.g. uncertainty intervals).	Main text (Methods) and appendix
17	Interpret results in light of existing evidence. If updating a previous set of estimates, describe the reasons for changes in estimates.	Main text (Methods) and appendix
18	Discuss limitations of the estimates. Include a discussion of any modelling assumptions or data limitations that affect interpretation of the estimates.	Main text (Methods) and appendix

Figure S1. Age-standardized incidence rate and all-ages number of asthma at the global level, 1990 to 2019.

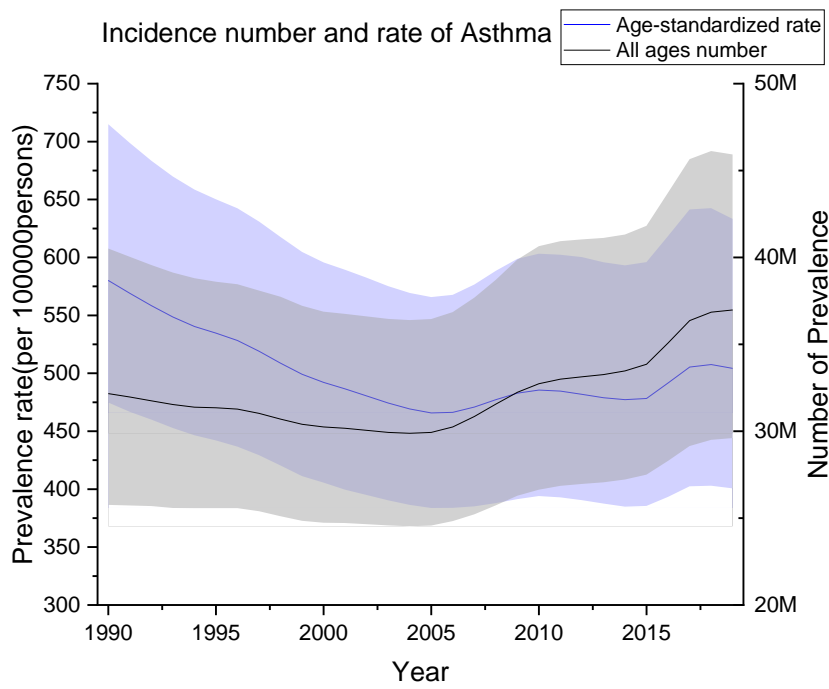


Figure S2. Age-standardized incidence rates of asthma at the socio-demographic index region level, 1990 to 2019. SDI=sociodemographic index.

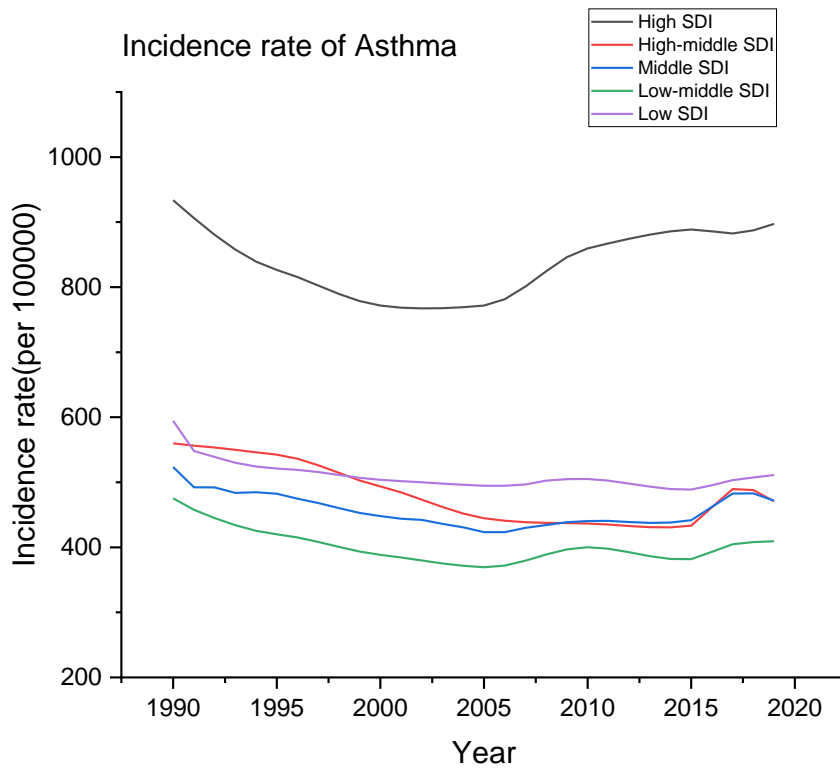


Figure S3. World map of age-standardized prevalence from asthma at the country level, 2019

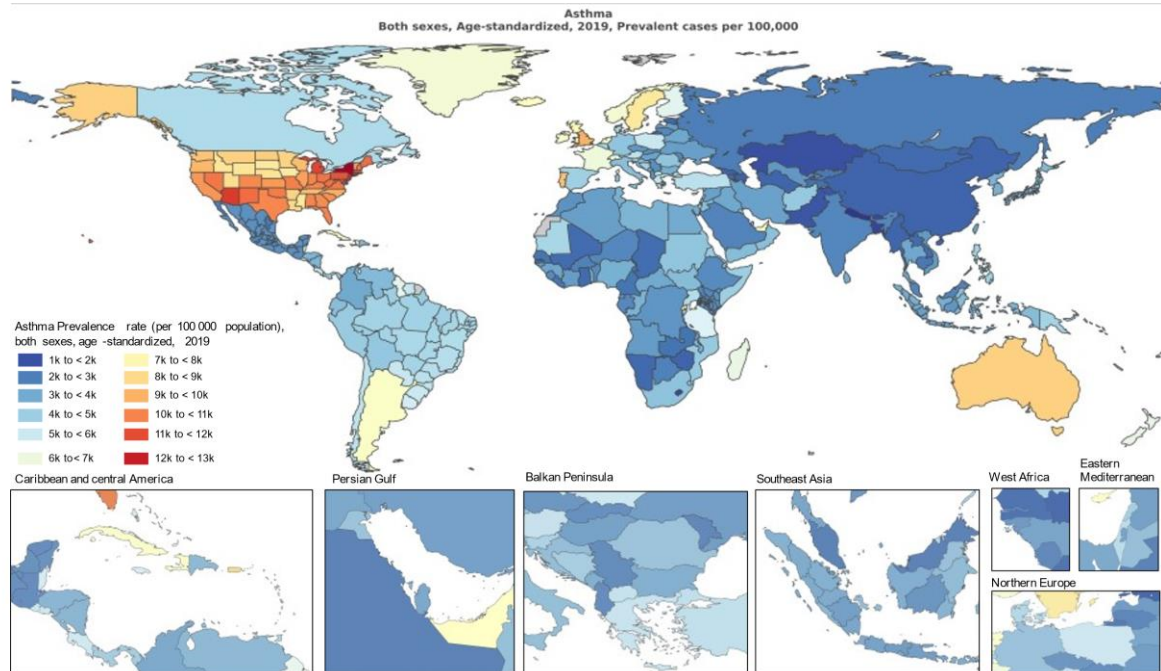


Figure S4. All-ages number and age-standardized prevalence rates of asthma at the global level, 1990 to 2019.

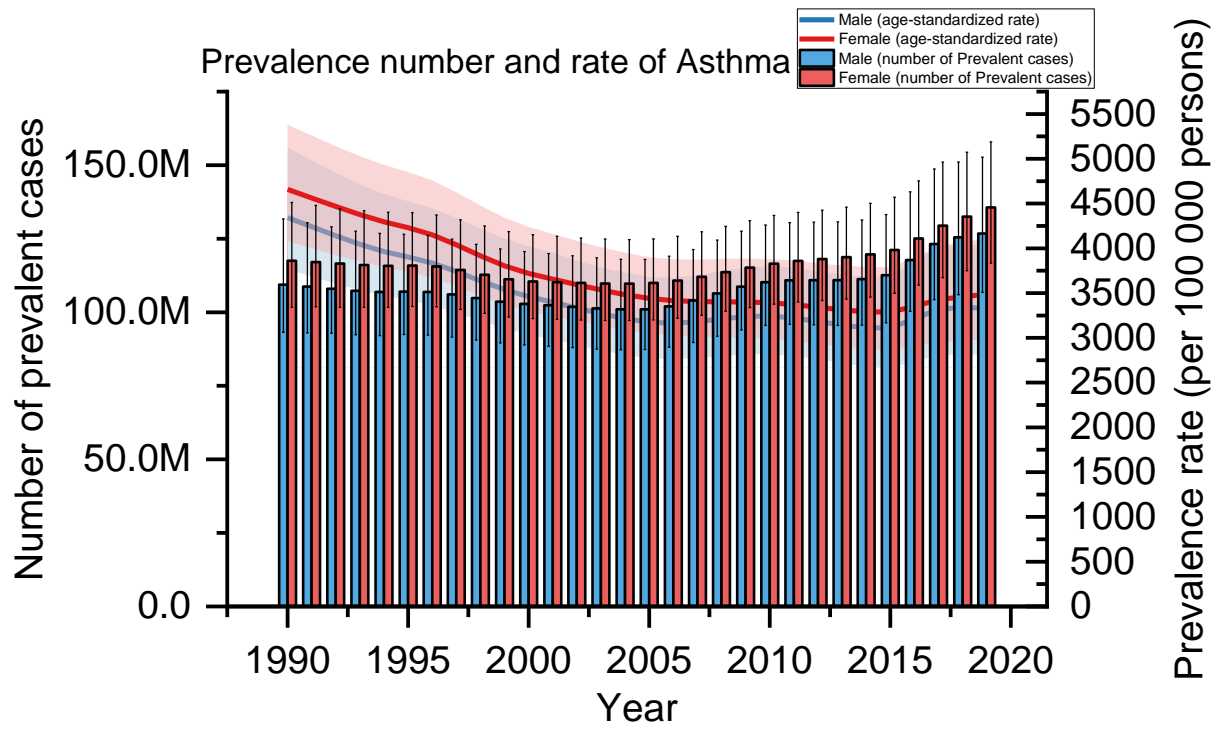


Figure S5. Age-standardized prevalence rates of asthma at the socio-demographic index region level, 1990 to 2019. SDI=sociodemographic index.

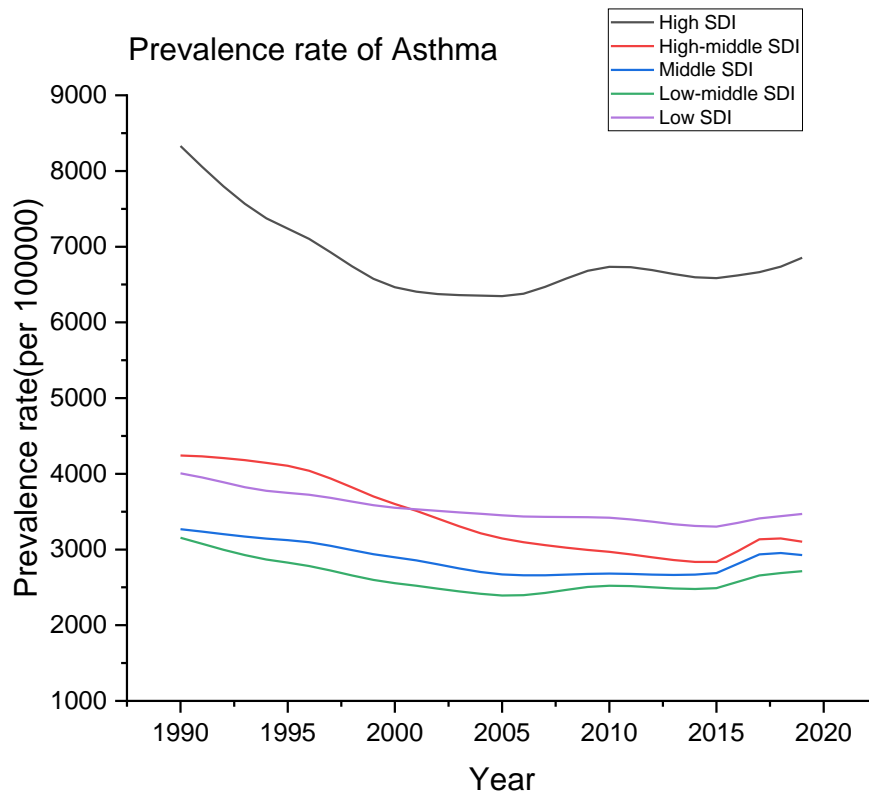


Figure S6. World map of age-standardized DALY rates from asthma at the country level, 2019

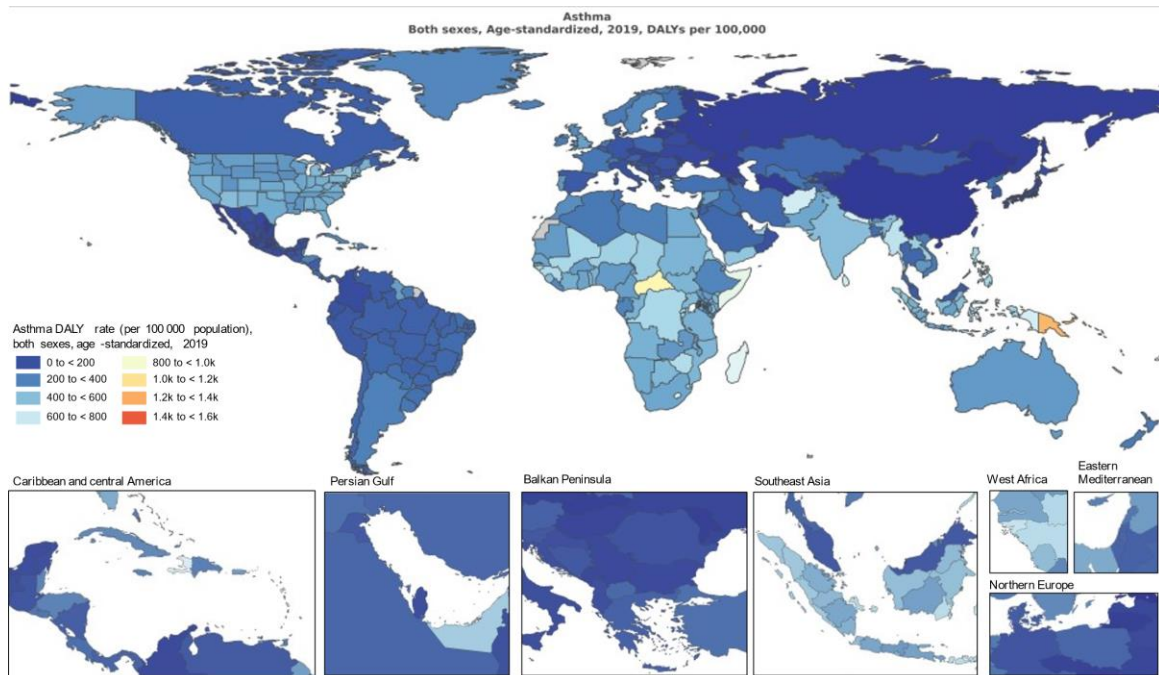


Figure S7. All-ages number and age-standardized DALY rates of asthma at the global level, 2019.

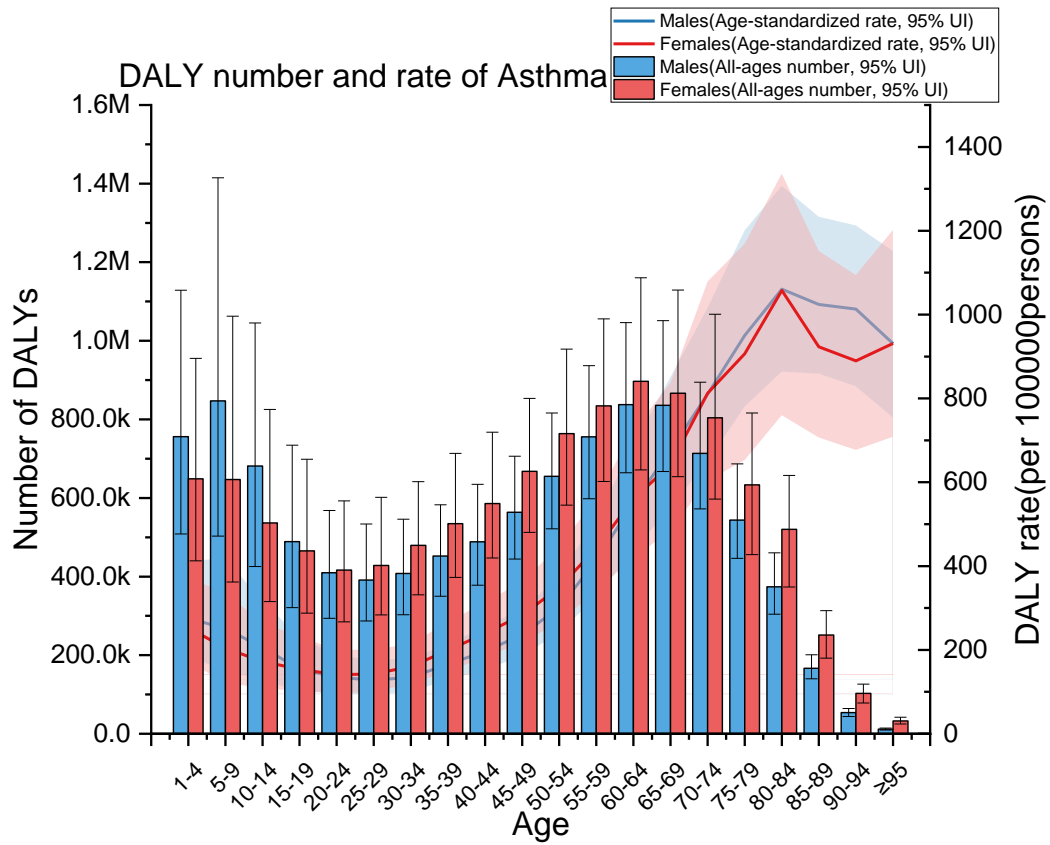


Figure S8. All-ages number and age-standardized disability-adjusted-life-years rates of asthma at the global level, 1990 to 2019.

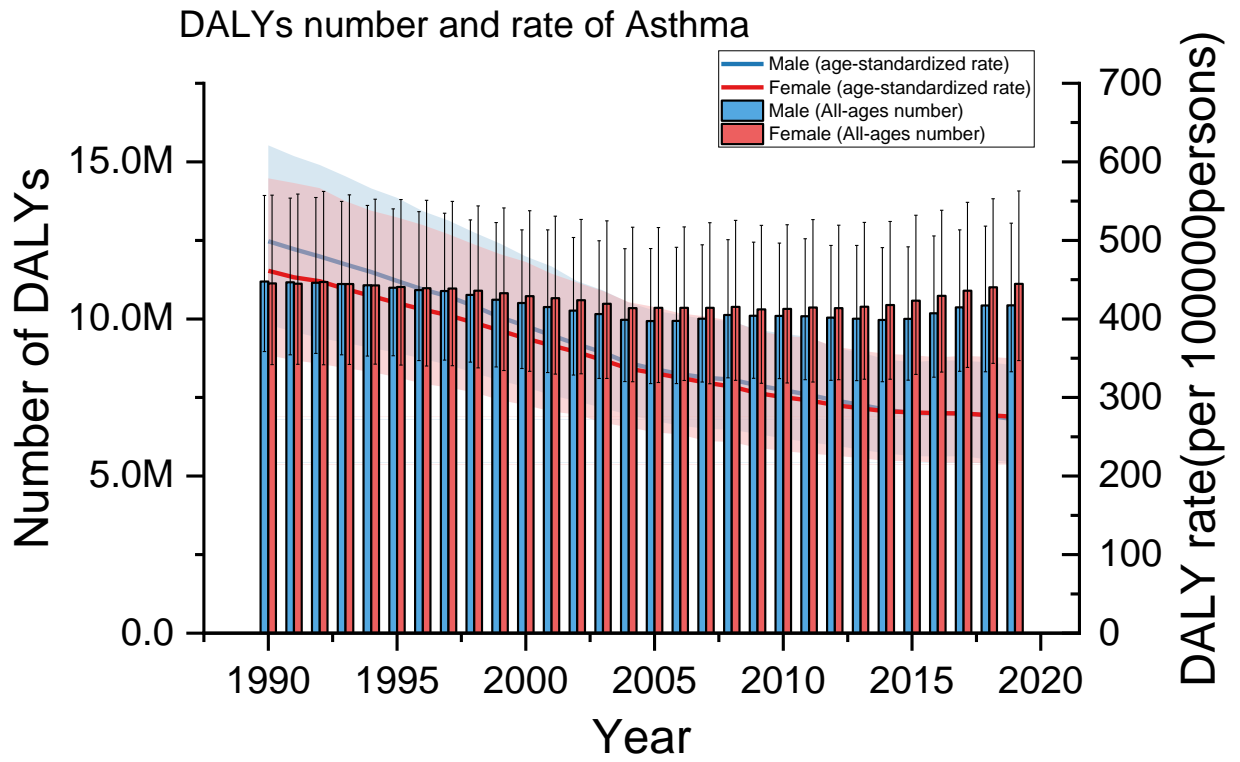


Figure S9. Age-standardized years lived with disabilities rates of asthma at the socio-demographic index region level, 1990 to 2019. SDI=sociodemographic index; YLDs=years lived with disabilities

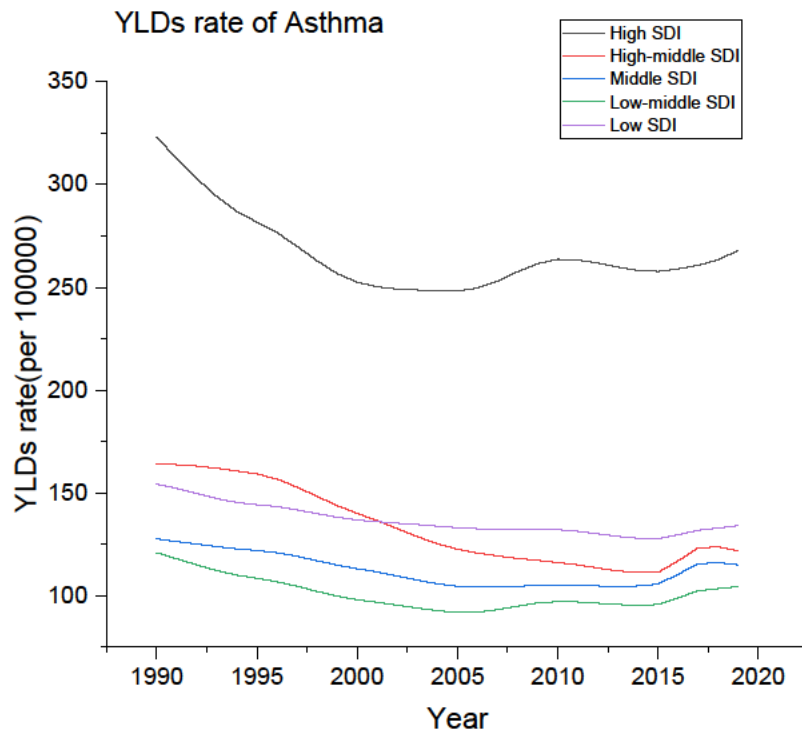


Figure S10. Age-standardized mortality rates of asthma at the socio-demographic index region level, 1990 to 2019. SDI=sociodemographic index.

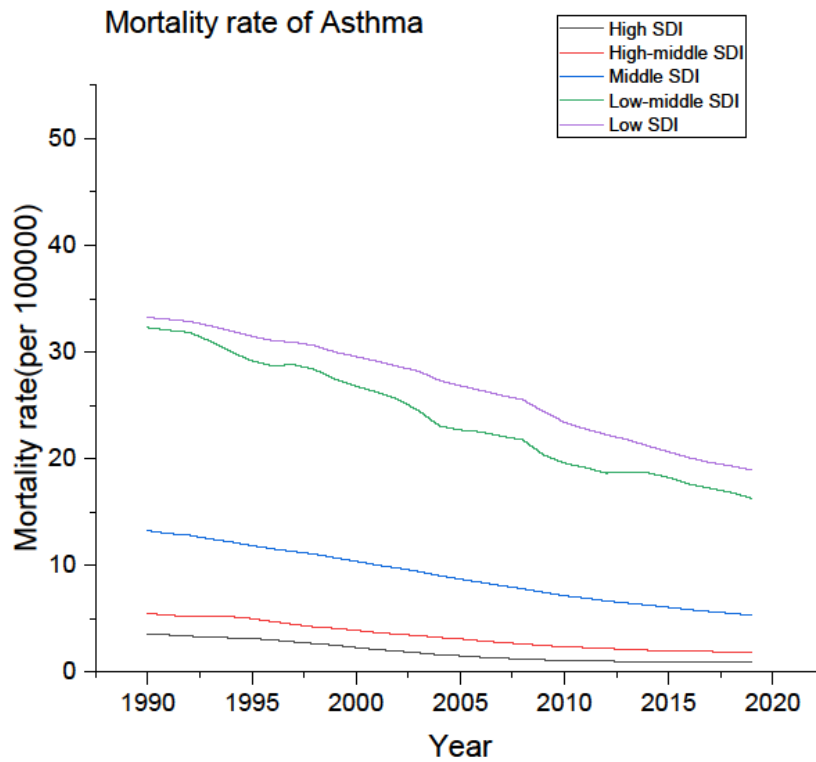


Figure S11. Age-standardized incidence rate and all-ages number of atopic dermatitis at the global level, 1990 to 2019.

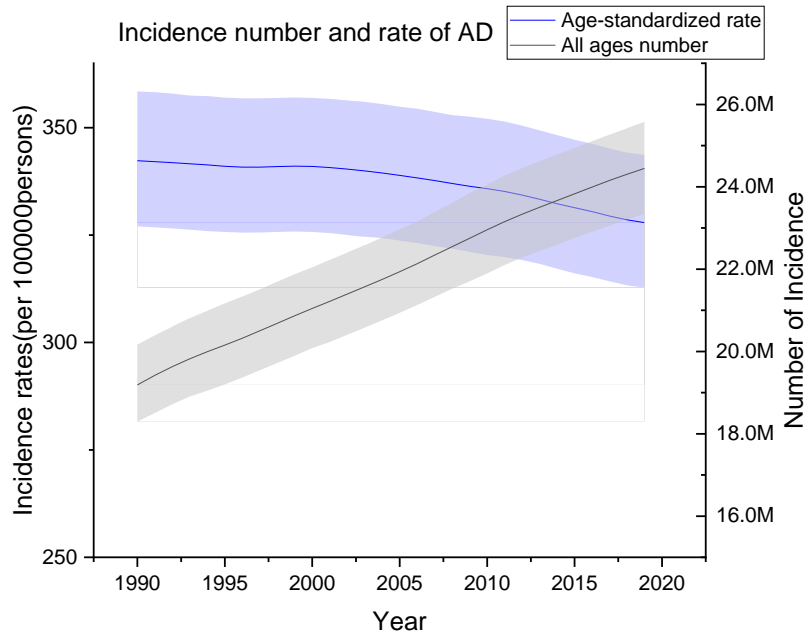


Figure S12. Age-standardized incidence rates of atopic dermatitis at the socio-demographic index region level, 1990 to 2019. SDI=socio-demographic index.

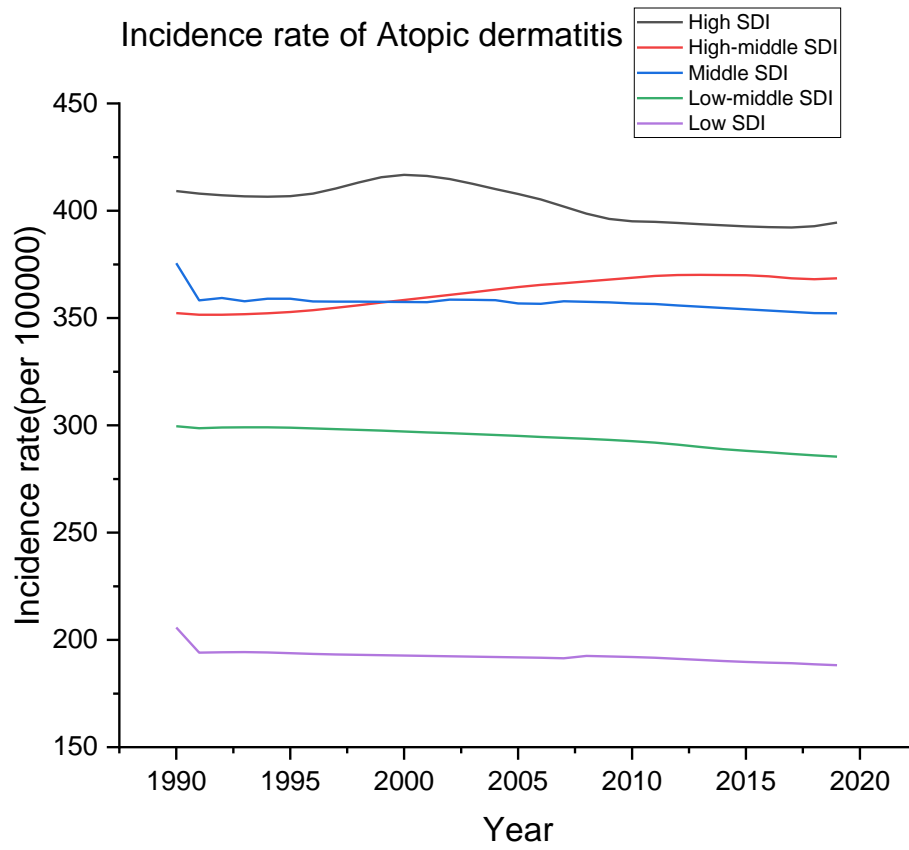


Figure S13. World map of age-standardized prevalence from atopic dermatitis at the country level, 2019

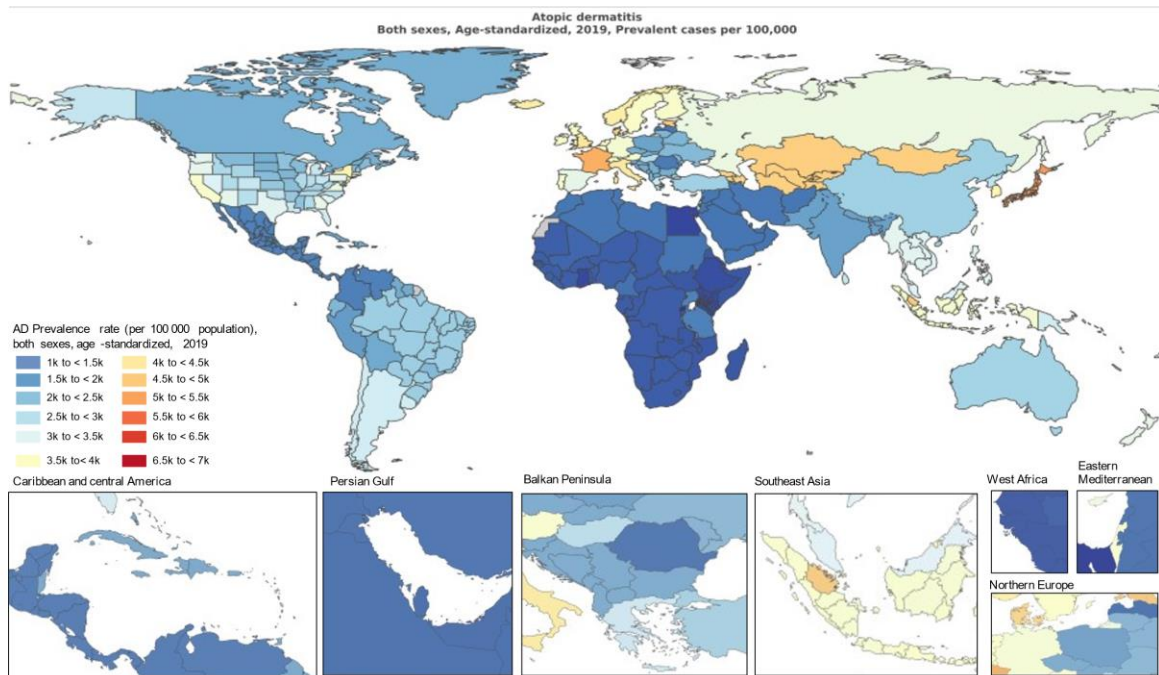


Figure S14. All-ages number and age-standardized prevalence rates of atopic dermatitis at the global level, 1990 to 2019.

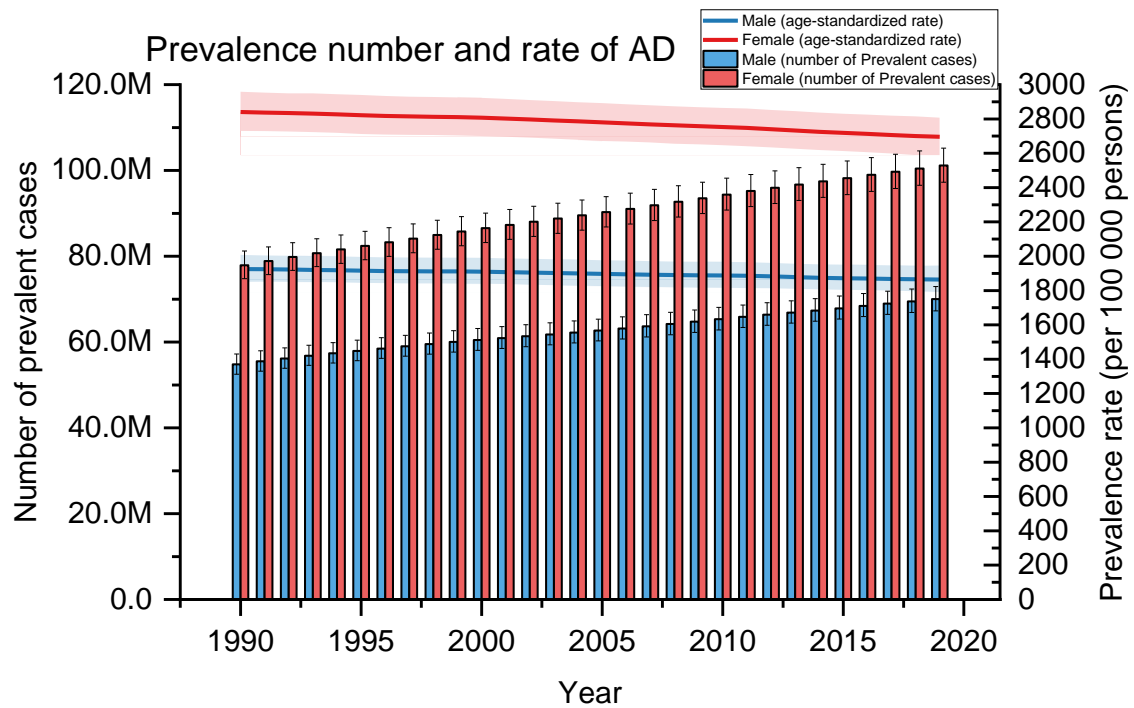


Figure S15. Age-standardized prevalence rates of atopic dermatitis at the socio-demographic index region level, 1990 to 2019. SDI=sociodemographic index.

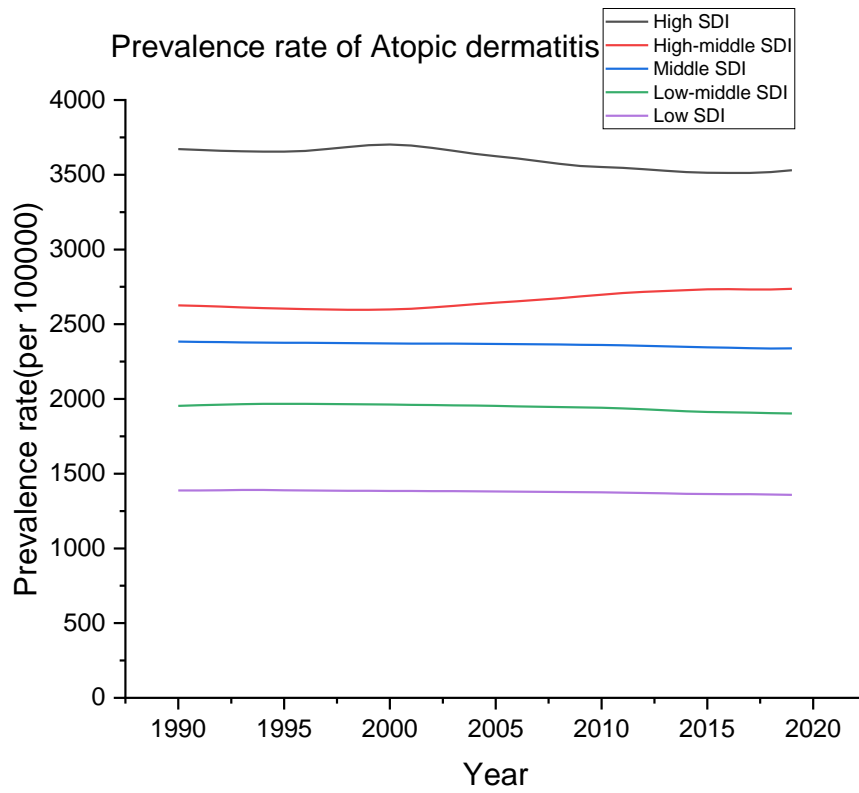


Figure S16. World map of age-standardized disability-adjusted-life-years rates from atopic dermatitis at the country level, 2019

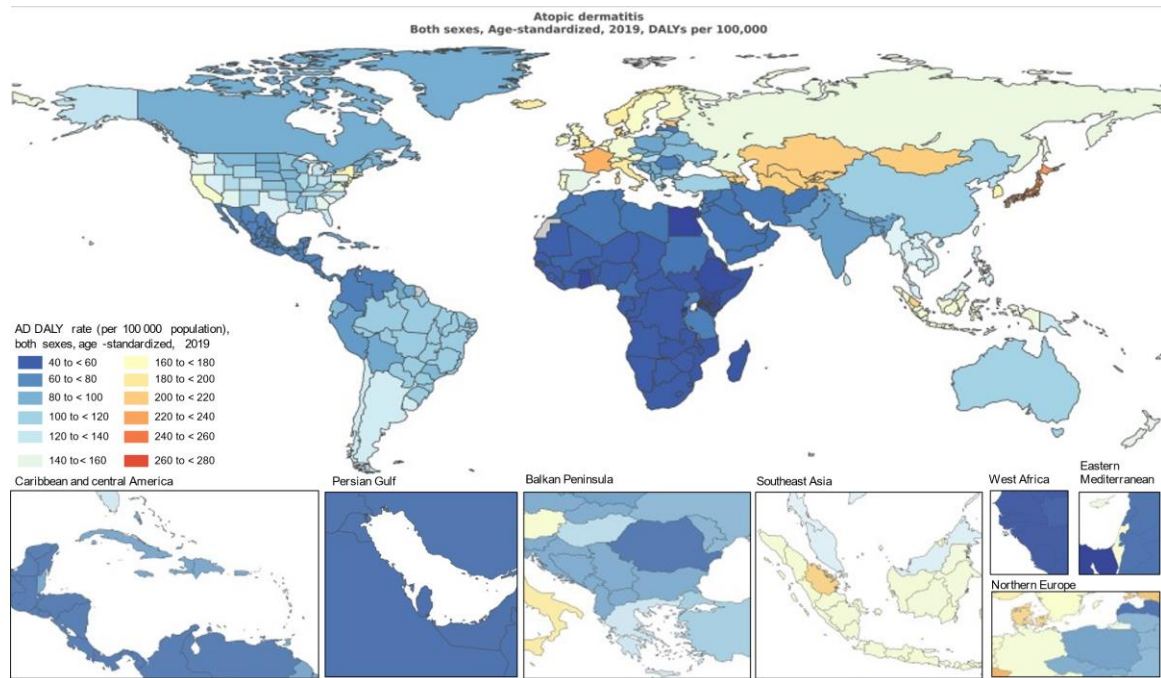


Figure S17. All-ages number and age-standardized disability-adjusted-life-years rates of atopic dermatitis at the global level, 2019. DALYs=disability-adjusted-life-years.

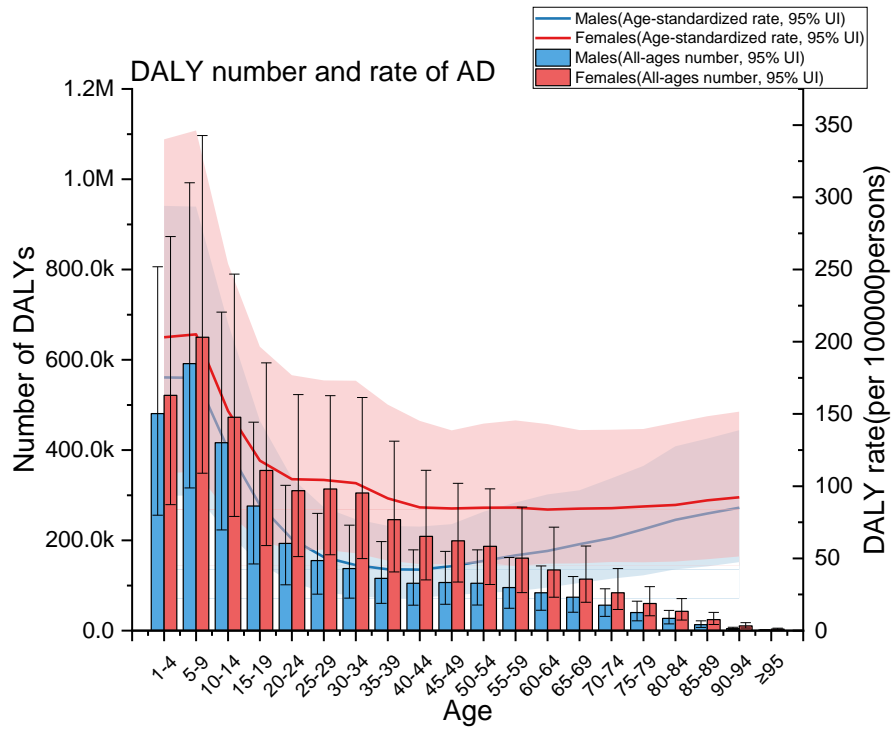


Figure S18. All-ages number and age-standardized disability-adjusted-life-years rates of atopic dermatitis at the global level, 1990 to 2019.

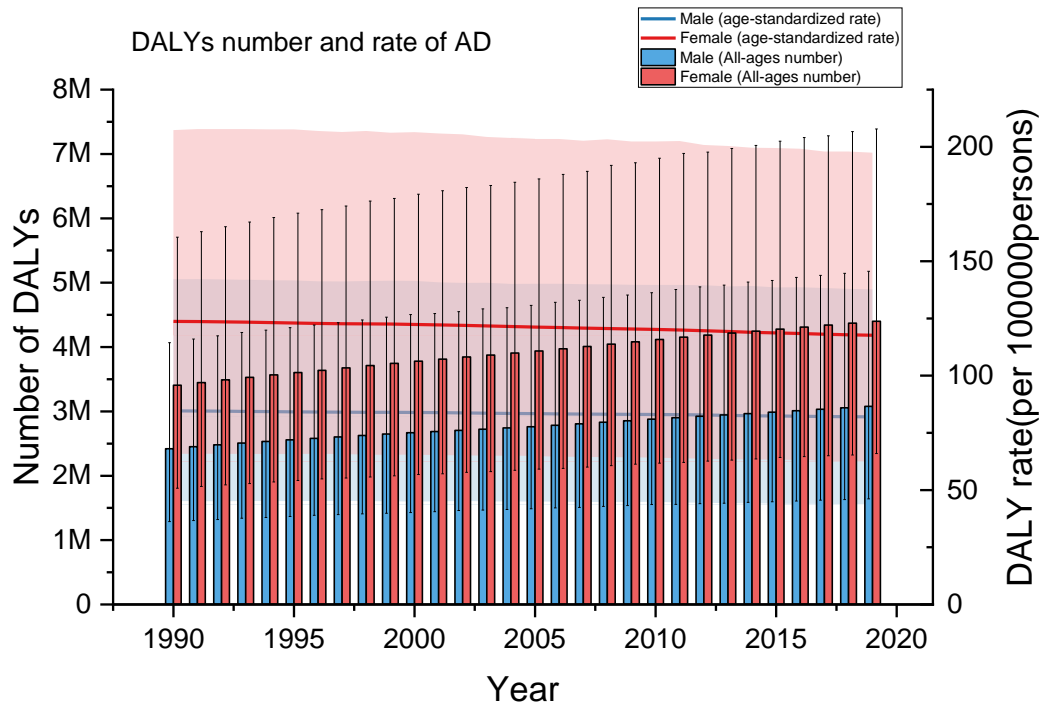


Figure S19. Age-standardized disability-adjusted-life-years rate due asthma attributable to risk factors (high-body mass index, occupational asthmagens, and smoking) for 21 GBD regions, both sex, 2019. DALY, disability-adjusted life year.

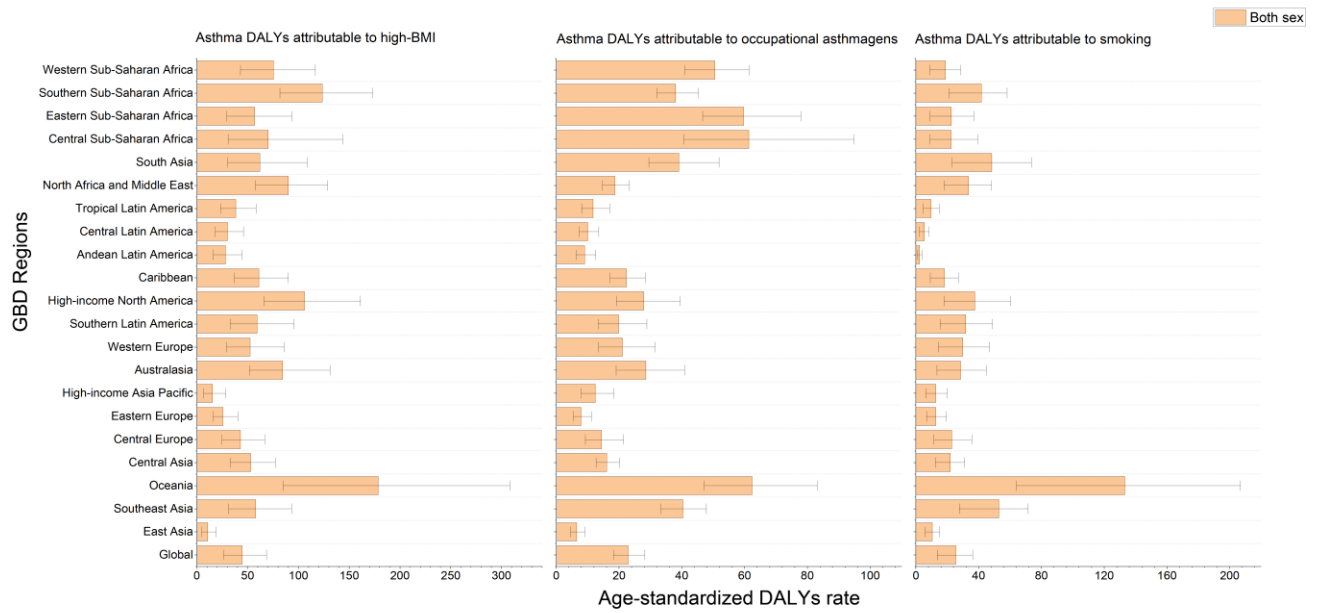


Figure S20. Age-standardized disability-adjusted-life-years rate due asthma attributable to risk factors (high-body mass index, occupational asthmagens, and smoking) for 21 GBD regions, by sex, 2019. DALY, disability-adjusted life year.

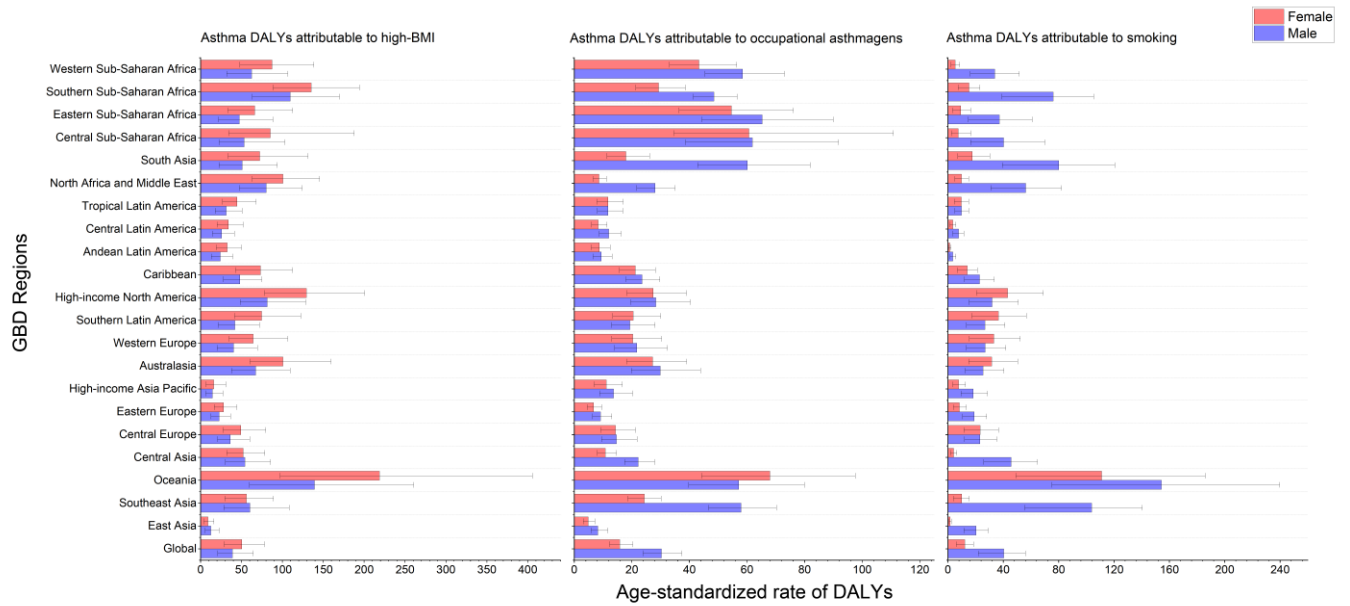


Figure S21. Percentage of age-standardized deaths due to asthma attributable to risk factors for 21 GBD regions, both sex, 2019. DALY, disability-adjusted life year.

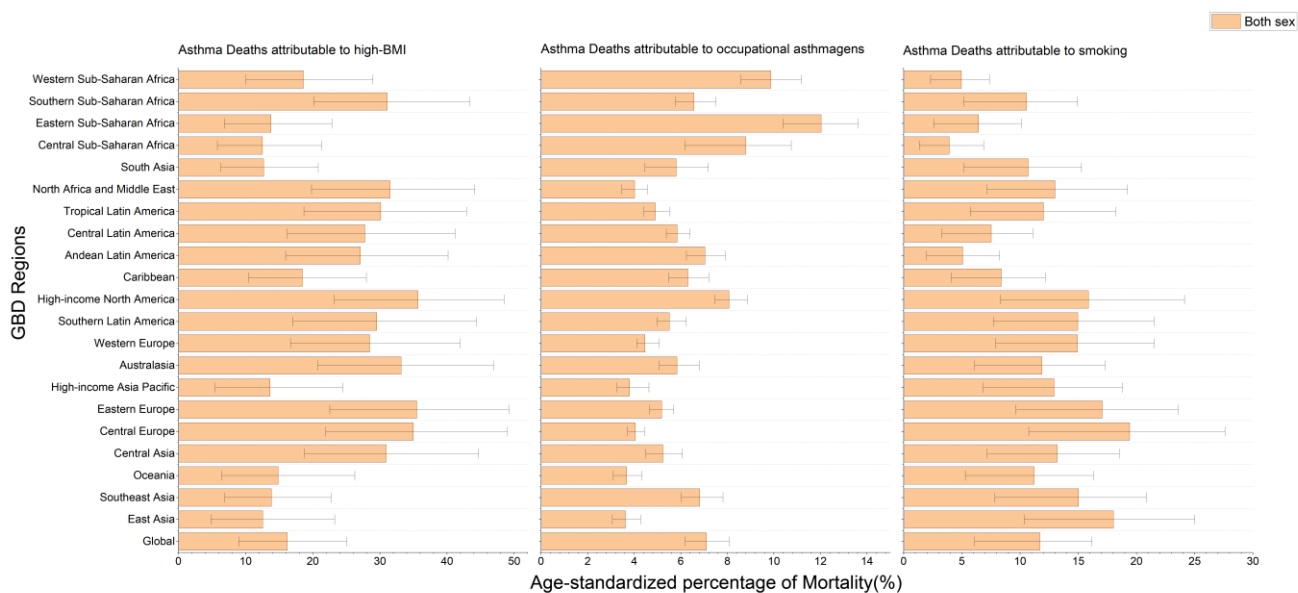


Figure S22. Age-standardized mortality rate due asthma attributable to risk factors (high-body mass index, occupational asthmagens, and smoking) for 21 GBD regions, both sex, 2019. DALY, disability-adjusted life year.

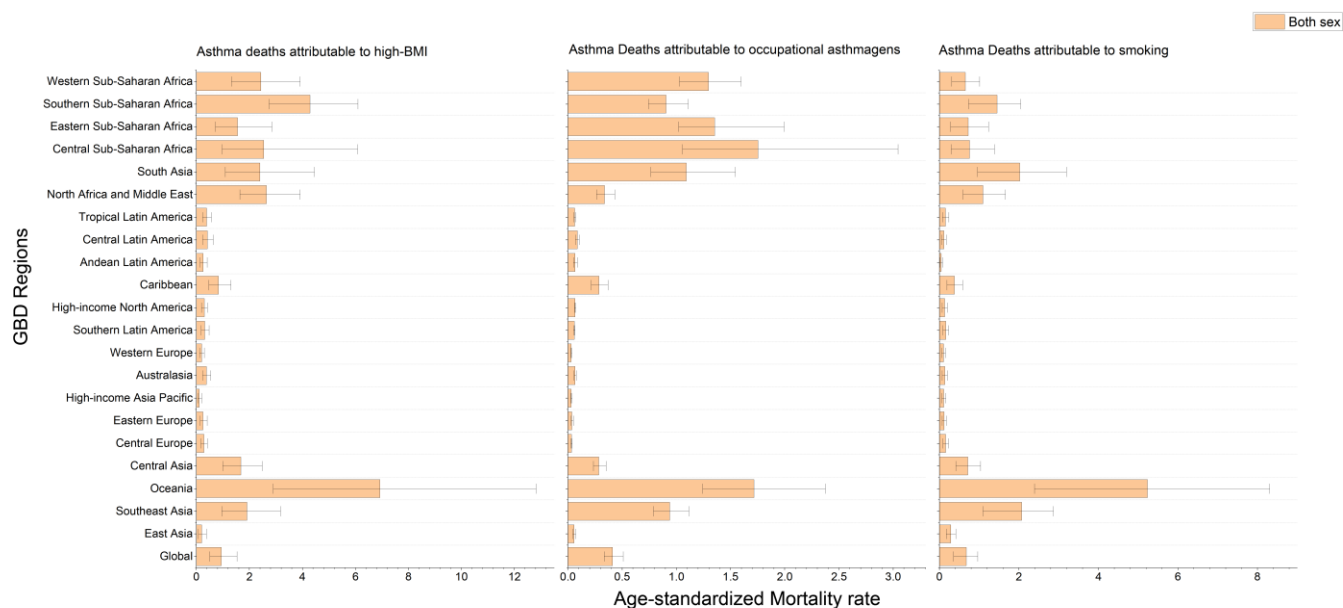


Figure S23. Percentage of age-standardized deaths due to asthma attributable to risk factors for 21 GBD regions, by sex, 2019. DALY, disability-adjusted life year.

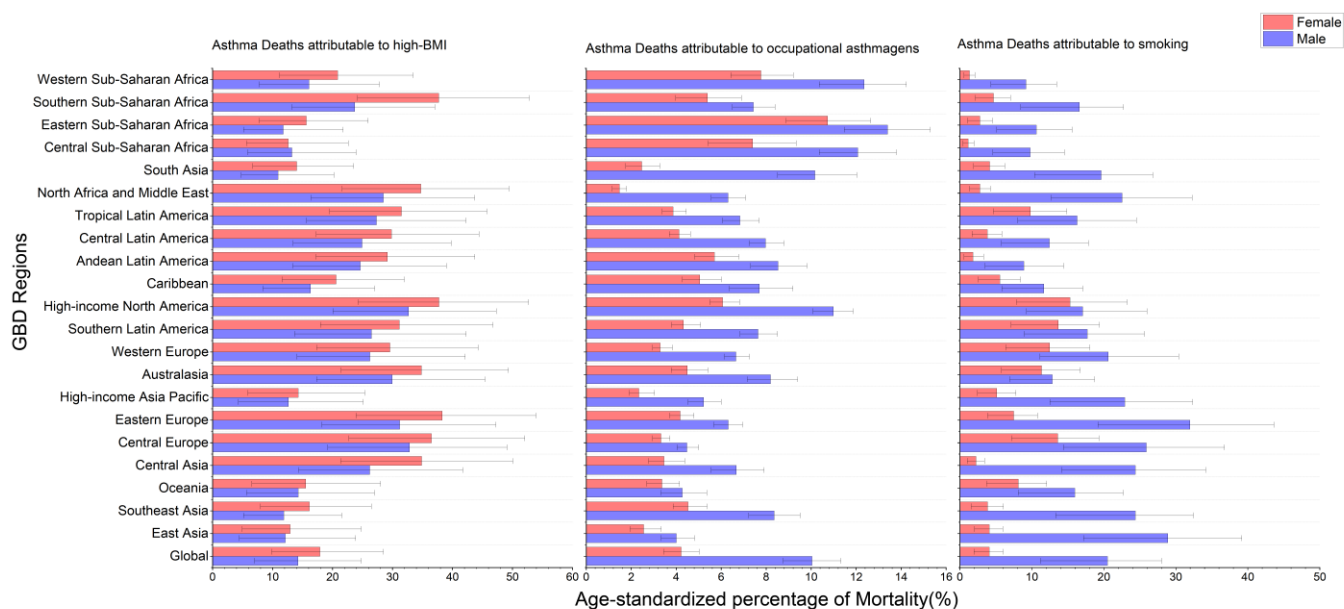


Figure S24. Age-standardized mortality rate due asthma attributable to risk factors (high-body mass index, occupational asthmagens, and smoking) for 21 GBD regions, by sex, 2019. DALY, disability-adjusted life year.

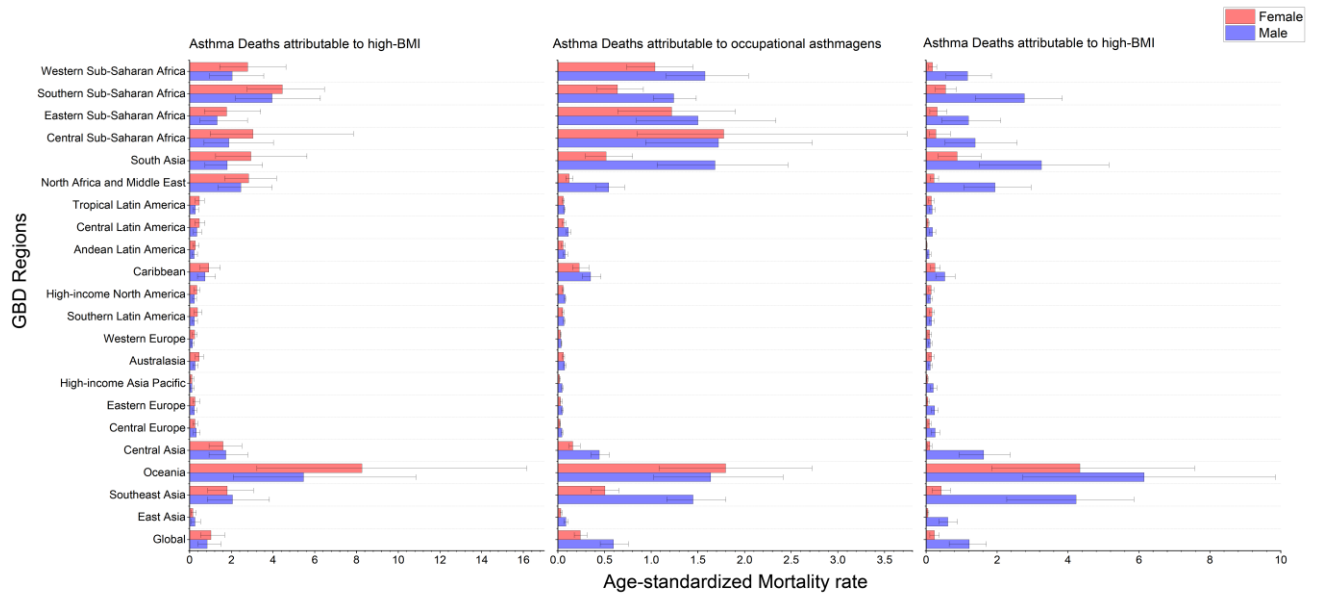


Figure S25. All-ages number of disability-adjusted-life-years due to Asthma attributable to high-body mass index (A), occupational asthmagens (B) and smoking (C) for 21 GBD regions, both sex, 2019. DALY, disability-adjusted life year.

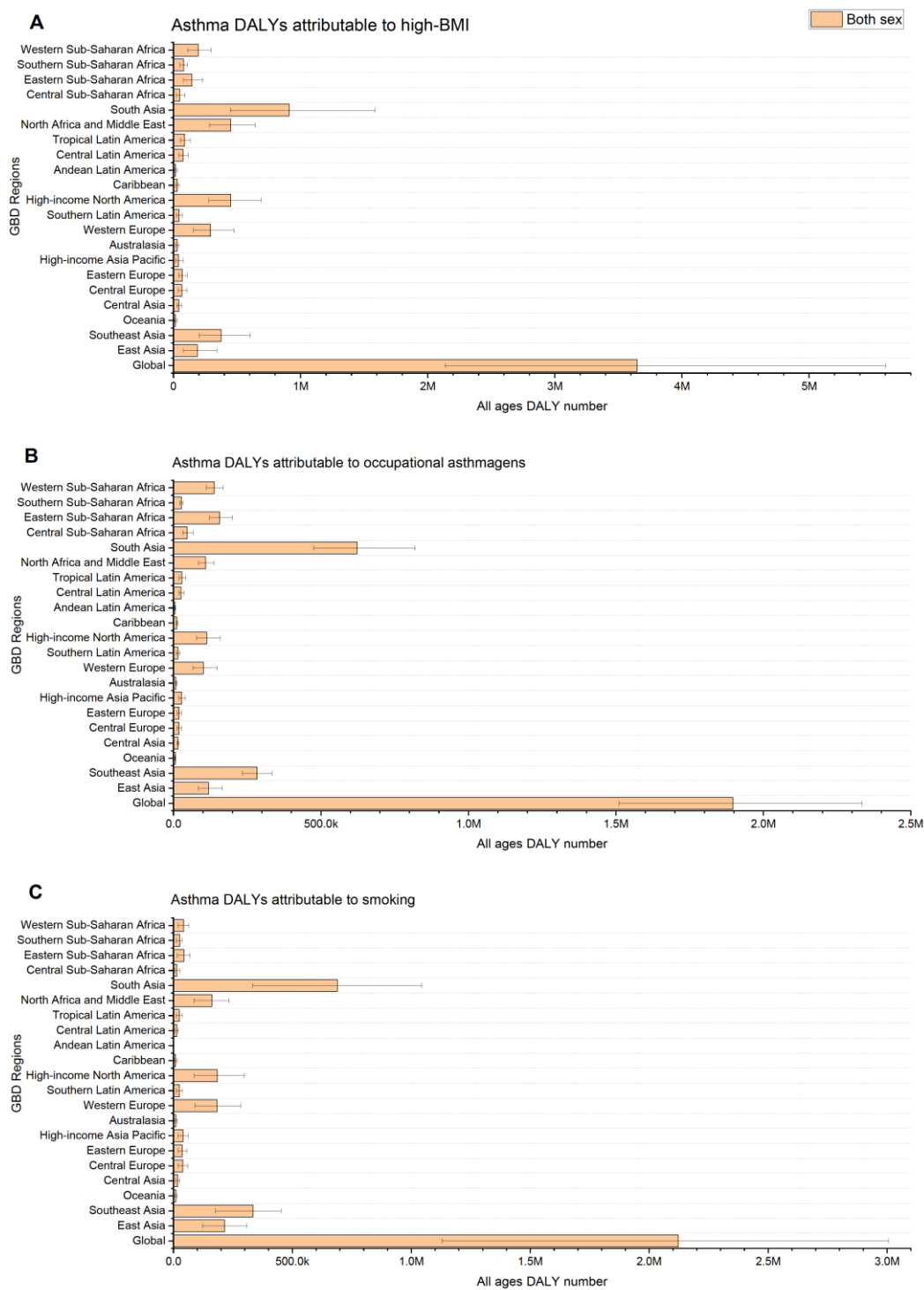


Figure S26. All-ages number of disability-adjusted-life-years due to asthma attributable to high-body mass index (A), occupational asthmagens (B) and smoking (C) for 21 GBD regions, both sex, 2019. DALY, disability-adjusted life year.

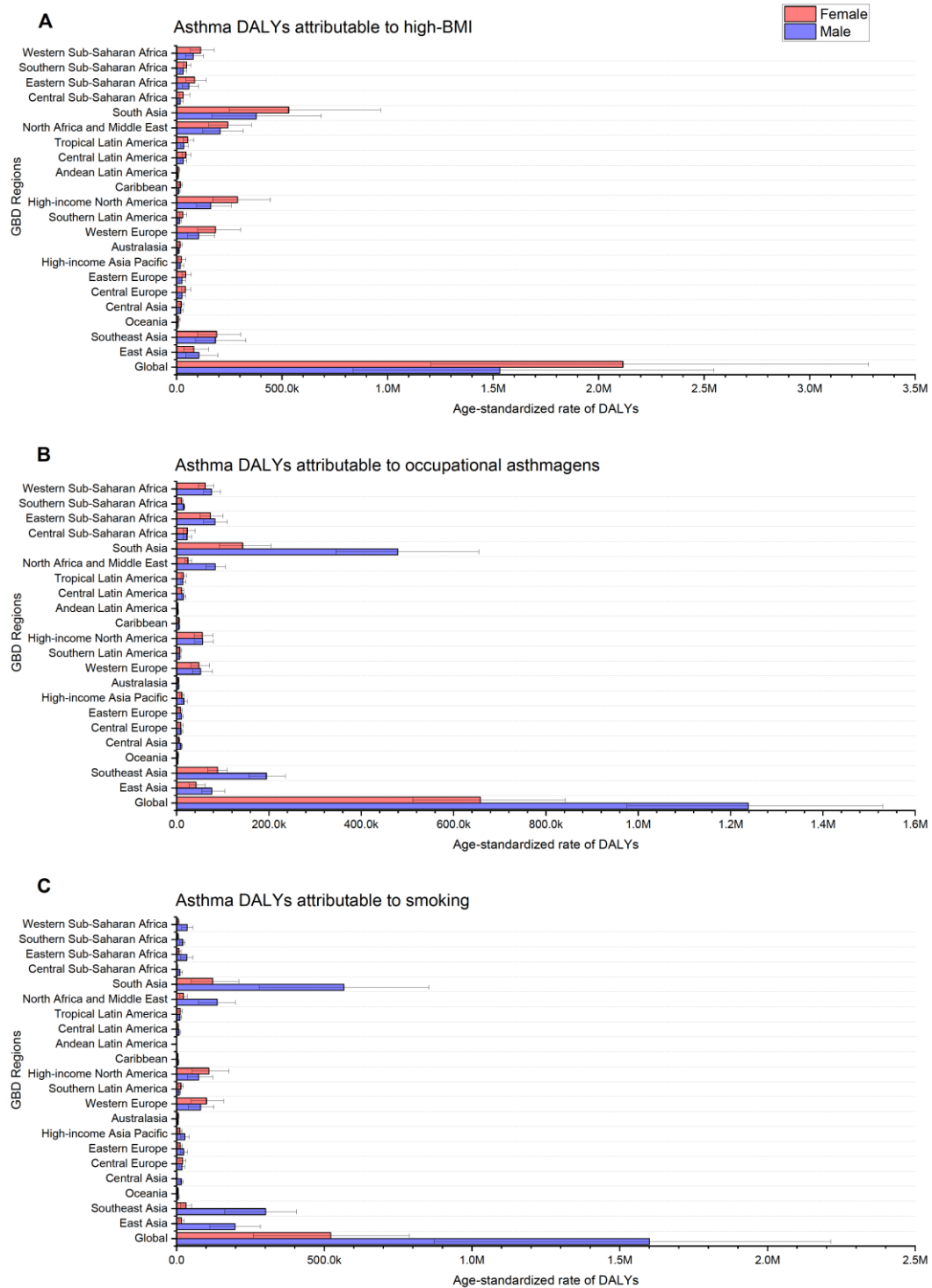


Figure S27. All-ages number of deaths due to asthma attributable to high-body mass index (A), occupational asthmagens (B) and smoking (C) for 21 GBD regions, both sex, 2019. DALY, disability-adjusted life year.

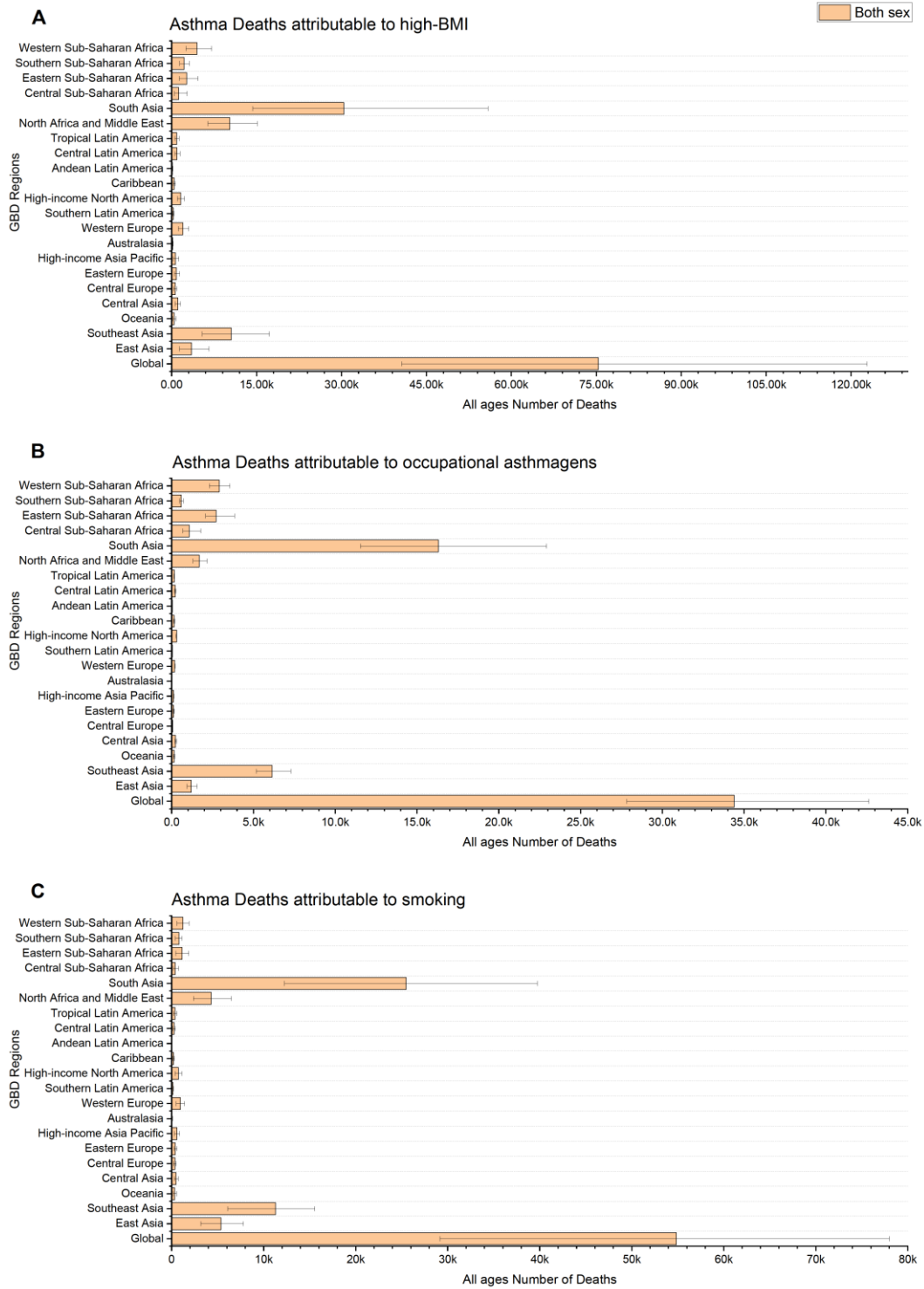


Figure S28. All-ages number of deaths due to asthma attributable to high-body mass index (A), occupational asthmagens (B) and smoking (C) for 21 GBD regions, by sex, 2019. DALY, disability-adjusted life year.

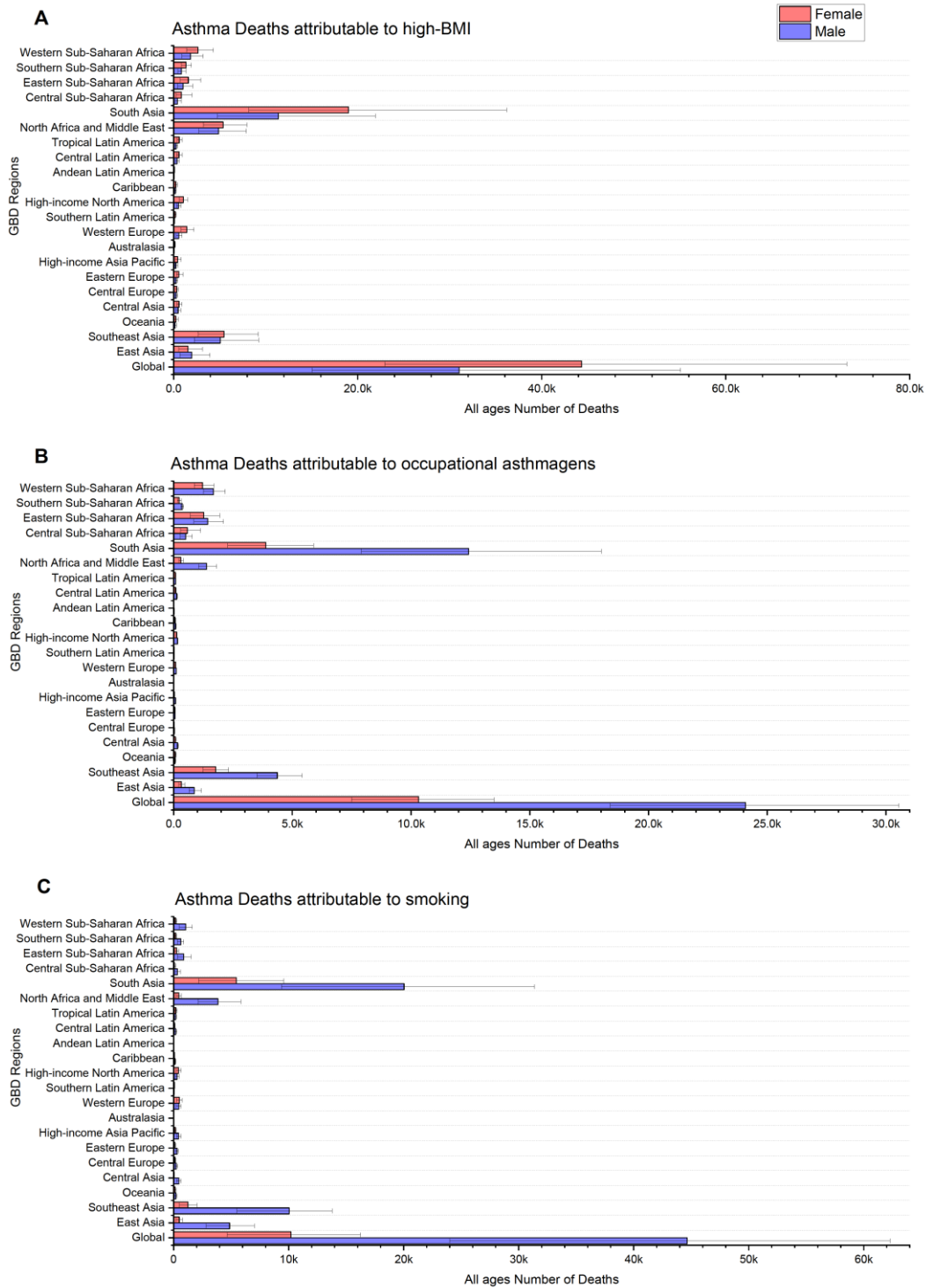


Table S1. Incidence rates of asthma in 1990 and 2019 for both sexes and percentage change in age-standardized rates by location.

Incidence of asthma	1990		2019		Percentage change in age-standardized rates between 1990 and 2019
	Counts (95% UI)	Rate (95% UI)	Counts (95% UI)	Rate (95% UI)	
Global	32163213 (25752792,40513127)	580.1 (474.7,715)	36979267 (29601976,45928112)	504.3 (400.6,633.3)	-13.1 (-16.3,-10.2)
High SDI	6920037 (5729678,8410662)	933.7 (749.5,1169.9)	7056076 (5900059,8406846)	897.4 (711.3,1111.7)	-3.9 (-8,0.6)
High-middle SDI	6242717 (5020769,7876345)	559.8 (446.6,704.4)	5373563 (4321878,6679208)	470.7 (356.3,610)	-15.9 (-21.5,-11.3)
Low SDI	3763030 (2966775,4825345)	594.5 (491.4,718.6)	6557703 (5067413,8485553)	511.2 (415.1,624.6)	-14 (-17,-11)
Low-middle SDI	5682545 (4523305,7225234)	475.4 (395.3,574)	6976294 (5630627,8633562)	409.3 (335.6,505.7)	-13.9 (-17.1,-10.8)
Middle SDI	9529902 (7357881,12466457)	523.3 (417,662.6)	10109155 (7964350,12758484)	471.8 (366.2,607.7)	-9.9 (-12.9,-7)
East Asia	4718775 (3544699,6361232)	400.5 (301.2,534)	3979880 (3082882,5179775)	361.2 (264.8,499.8)	-9.8 (-14,-6)
China	4490559 (3363512,6071201)	394.6 (295.4,529.4)	3761277 (2901080,4917886)	355.3 (259.7,492.6)	-9.9 (-14.1,-6.3)
Democratic People's Republic of Korea	118674 (91746,154172)	542.6 (426.5,688.8)	125030 (104366,149850)	534.7 (427.3,669.8)	-1.5 (-12.3,5.4)
Taiwan (Province of China)	109542 (89621,138262)	581.1 (467.2,733.1)	93573 (77453,114413)	543.6 (414.2,731.2)	-6.5 (-18.8,9.3)
Southeast Asia	2894847 (2306202,3676835)	576.9 (474.5,709.4)	3450998 (2810277,4271027)	553.4 (445.7,698.1)	-4.1 (-7.3,-0.8)
Cambodia	48263 (36532,62561)	375 (302.6,460.9)	69235 (54268,89011)	414.9 (329.4,526)	10.6 (3.2,20.2)
Indonesia	1144668 (911938,1458820)	583.4 (477.7,717.1)	1309435 (1067022,1619267)	544.9 (437,681.9)	-6.6 (-11.3,-1.8)
Lao People's	21011	417.3	26664	368.9	-11.6

Democratic Republic	(16474,26343)	(345.4,504.4)	(21626,33304)	(303.6,453.8)	(-18.1,-4.8)
Malaysia	89348 (72675,110475)	480.7 (403,575.6)	125336 (100251,162124)	433.5 (339.2,569.3)	-9.8 (-21.6,3.6)
Maldives	1807 (1399,2359)	595.3 (485,737.9)	1802 (1385,2325)	421.6 (319.9,549.8)	-29.2 (-39.5,-17.3)
Myanmar	163560 (135057,200507)	384.9 (329.6,452.6)	187024 (158584,224646)	358.3 (303.3,431.6)	-6.9 (-12.6,-1)
Philippines	700810 (541729,932067)	904.9 (720.3,1162.3)	880783 (690740,1142589)	742.7 (591,952.7)	-17.9 (-20.4,-15.2)
Sri Lanka	86653 (71565,105206)	541.3 (459,635.7)	119666 (102098,140634)	563.8 (474.8,681.3)	4.2 (-2.5,12.3)
Thailand	305923 (251864,375467)	561.7 (471,678.2)	294343 (245694,351332)	535.4 (419.9,686.4)	-4.7 (-14.9,6.4)
Timor-Leste	5259 (4112,6728)	526.9 (431.2,643.7)	7320 (5804,9235)	483.9 (396,593.9)	-8.2 (-15.3,-0.9)
Viet Nam	316948 (242714,415096)	422.5 (341.3,529)	419716 (345209,519094)	485.6 (391.9,612.7)	14.9 (9.1,20.4)
Mauritius	6436 (5210,7887)	620 (510.6,749.5)	4778 (3979,5700)	464.7 (366.2,586.5)	-25.1 (-31.7,-17.3)
Seychelles	312 (247,396)	407.5 (326.9,511.6)	375 (303,473)	423.4 (332,546.1)	3.9 (-2.2,9.7)
Oceania	53282 (43278,65083)	781.1 (662.5,910.5)	91492 (76089,110025)	665.4 (567.7,777.3)	-14.8 (-18.7,-10.7)
Fiji	5226 (4294,6363)	710.9 (606.5,830.2)	4774 (3952,5864)	540.3 (451.1,655.5)	-24 (-29.3,-18.4)
Kiribati	706 (587,846)	886.3 (756.9,1029.8)	829 (700,989)	696.8 (599.5,812.2)	-21.4 (-26.5,-16.4)
Marshall Islands	317 (249,399)	598.9 (507.6,704)	294 (230,369)	511.1 (407.5,635.3)	-14.7 (-24.4,-4.3)
Micronesia (Federated States of)	696 (549,860)	592.6 (493.8,699.6)	533 (410,671)	528 (411.2,662.6)	-10.9 (-21.4,1.6)
Papua New Guinea	36551	847.8	71436	704.2	-16.9

	(29776,44187)	(717.8,982.7)	(59528,85258)	(603.9,818.1)	(-21.6,-12.3)
Samoa	992 (781,1250)	555.9 (455.3,675.2)	1104 (840,1436)	498.7 (391,635.6)	-10.3 (-17.4,1.1)
Solomon Islands	2291 (1763,2898)	593.8 (488.6,708.4)	4079 (3155,5349)	567.4 (455.1,713.7)	-4.5 (-15,5.4)
Tonga	740 (571,972)	683.3 (555.5,857.7)	665 (507,862)	599.1 (467.9,762.3)	-12.3 (-18.4,-3.7)
Vanuatu	949 (744,1195)	549.7 (454.6,656.1)	1674 (1182,2220)	524.6 (380.2,684.9)	-4.6 (-24.3,12.6)
American Samoa	318 (240,420)	579.9 (458.9,737.8)	314 (235,407)	568.9 (421.2,728.7)	-1.9 (-14.9,10.1)
Cook Islands	131 (100,174)	639.2 (489.1,822.4)	98 (72,125)	598.5 (449.4,767.9)	-6.4 (-12.3,3)
Guam	893 (675,1176)	641.1 (487.1,834.3)	940 (704,1224)	570.2 (425.3,746.4)	-11.1 (-15.9,-6.1)
Nauru	68 (52,88)	561.5 (453.5,688.4)	63 (47,84)	548.6 (421.3,712.8)	-2.3 (-16.7,10.3)
Niue	15 (11,20)	586.6 (457.6,755.7)	9 (7,12)	583.2 (438.7,746.6)	-0.6 (-10.4,8.6)
Northern Mariana Islands	276 (214,354)	648.4 (505.8,829.6)	200 (151,254)	594.5 (451.5,780.4)	-8.3 (-15.5,1.9)
Palau	98 (77,122)	637.7 (507.4,784.6)	82 (66,100)	557.9 (435.9,704.4)	-12.5 (-17.5,-6.6)
Tokelau	12 (8,16)	565.3 (421.4,742.4)	9 (7,12)	580.1 (431.6,744.2)	2.6 (-11.8,22.2)
Tuvalu	53 (42,66)	520.1 (422.4,631.8)	66 (49,85)	573.6 (426,734.6)	10.3 (-14.6,24.8)
Central Asia	299599 (232086,389478)	406.4 (328.1,503.3)	353674 (272735,459839)	379.3 (293.2,489.2)	-6.7 (-12.7,-1.1)
Armenia	11792 (8825,15398)	333.7 (253.2,432.4)	9170 (6954,11748)	352.2 (257.3,462.2)	5.6 (-5.1,13.3)
Azerbaijan	27166 (20647,35719)	352 (275.4,451.5)	31120 (24185,39603)	343.4 (261.9,445.7)	-2.4 (-7.8,2.9)
Georgia	18200	343.5	10669	342.5	-0.3

	(15030,22577)	(279.1,431.3)	(8371,13595)	(257.8,452.2)	(-11.8,14.4)
Kazakhstan	46707 (35961,59441)	279.7 (219.9,350.8)	51667 (39763,66586)	285.9 (219.4,366.7)	2.2 (-5.7,9.6)
Kyrgyzstan	22756 (17759,29523)	476.7 (388.5,594.2)	27312 (20367,36254)	394.3 (299.1,513.7)	-17.3 (-25.7,-9.6)
Mongolia	9204 (6939,12103)	408.3 (332.1,498.6)	12167 (9209,16024)	361.3 (279.7,462.2)	-11.5 (-19,-4.7)
Tajikistan	24037 (17713,31916)	407.1 (325.4,503.3)	37084 (27174,49748)	385.3 (297.3,491.3)	-5.3 (-11.8,0.9)
Turkmenistan	18128 (13972,23927)	432.4 (352.2,540.6)	17965 (13165,24197)	344.5 (254.9,456.3)	-20.3 (-32.2,-11.3)
Uzbekistan	121609 (93738,156959)	560.8 (455,686)	156519 (121361,202861)	469.1 (372.2,595.3)	-16.3 (-24.1,-8.6)
Central Europe	860511 (723121,1034183)	714.1 (592.9,873.9)	586970 (486653,704768)	617 (483.3,790)	-13.6 (-20.3,-7.6)
Albania	13983 (11277,17833)	418.2 (350.5,518.1)	11128 (9289,13443)	453.3 (361.8,573.3)	8.4 (-2.5,22.2)
Bosnia and Herzegovina	27549 (22584,33810)	638.8 (518.9,795.3)	18567 (15591,22069)	636.8 (506.8,806.6)	-0.3 (-5.8,4.9)
Bulgaria	47566 (39626,56988)	580.5 (475.6,716.1)	29693 (24391,35437)	535.9 (418.3,677.4)	-7.7 (-14.5,-0.5)
Croatia	33293 (27579,39628)	694.9 (562.9,854.7)	21661 (18388,25717)	585.7 (465.7,736.9)	-15.7 (-22.5,-8.9)
Czechia	43446 (34824,53283)	471.5 (370.2,598.7)	40127 (32774,48307)	472.3 (368.4,605.3)	0.2 (-5.7,5.2)
Hungary	52953 (43611,63131)	560 (450.3,694.9)	37786 (31130,45481)	501.4 (392.6,635.7)	-10.5 (-16.8,-3.7)
North Macedonia	16818 (13381,20945)	848.1 (674.9,1056.6)	14379 (12304,16608)	709.2 (584.5,868.1)	-16.4 (-26.2,-3.2)
Montenegro	2984 (2334,3744)	495 (385.2,630.4)	2844 (2285,3542)	537.9 (421.2,693.1)	8.7 (1.7,16.2)
Poland	404892 (337325,483495)	1065.3 (883.6,1281.6)	248710 (204209,303393)	780.7 (606.6,1005.2)	-26.7 (-34.9,-18.3)
Romania	137397	597.2	96468	601.6	0.7

	(112170,169647)	(481.5,757.8)	(78601,118131)	(468.9,768.9)	(-9.8,14.2)
Serbia	42740 (35775,51420)	483.1 (391.9,598.8)	34347 (28904,40784)	451.5 (356.4,571.5)	-6.5 (-12,-0.6)
Slovakia	22833 (18404,28240)	455.7 (361.6,574.8)	19981 (16346,24301)	455.8 (355.3,579.1)	0 (-5.4,5.9)
Slovenia	14056 (11860,16795)	748.6 (617.6,914)	11279 (9385,13555)	645.4 (509.4,818.2)	-13.8 (-21.1,-7.7)
Eastern Europe	1433382 (1159698,1770626)	655.1 (519.7,826.4)	755273 (586070,966281)	461.9 (338.7,613.6)	-29.5 (-36.3,-23)
Belarus	70196 (57661,85639)	685 (551.4,845.2)	42427 (34444,52940)	534.8 (406.6,698.1)	-21.9 (-29.6,-14.9)
Estonia	6300 (5202,7513)	431.5 (346.9,525.6)	3679 (2963,4523)	363.1 (270.1,473)	-15.9 (-27.4,-4.3)
Latvia	15608 (13271,18346)	610.4 (512.4,743)	7692 (6238,9424)	508.6 (382.3,659.9)	-16.7 (-29.2,-2.7)
Lithuania	16534 (13646,19801)	469.5 (379.2,579.8)	9591 (7695,11731)	448.7 (333.4,581.3)	-4.4 (-17.8,12.4)
Republic of Moldova	23650 (18894,30030)	530.2 (421.2,676.8)	12857 (10117,16200)	453.5 (339.6,600.8)	-14.5 (-22.9,-5.5)
Russian Federation	977005 (798115,1207341)	658 (527.1,833.1)	507709 (393295,649532)	434.1 (319.4,576)	-34 (-41.1,-27.2)
Ukraine	324089 (253447,407276)	682.8 (515.1,875.3)	171318 (130593,221689)	552.7 (398.9,743.6)	-19.1 (-25.7,-11.3)
High-income Asia Pacific	1371250 (1152445,1646704)	852.9 (707.5,1042.3)	795949 (663981,951354)	554.5 (421.1,724.3)	-35 (-41.6,-28.6)
Brunei Darussalam	1621 (1266,2082)	669.8 (547.8,827.4)	2225 (1794,2741)	622.6 (504.2,773.6)	-7.1 (-12.3,-1.1)
Japan	1125260 (945376,1347003)	963.1 (785.4,1201.2)	561688 (467115,676760)	584.1 (439.7,775.3)	-39.4 (-45.4,-33.8)
Republic of Korea	225485 (186171,274992)	586.9 (486.5,715.5)	211096 (177800,250593)	510.5 (400.5,652.9)	-13 (-24.8,0.2)
Singapore	18885 (15740,22491)	693.9 (575.2,830.6)	20940 (17119,25927)	500.4 (386.2,653.5)	-27.9 (-38.2,-15.6)
Australasia	137909	784.2	139912	615.2	-21.6

	(110796,166316)	(622.4,957.4)	(111577,175051)	(473.2,790.7)	(-33.6,-7.6)
Australia	107870 (85156,130818)	748.6 (585.4,918.1)	115111 (91823,143929)	598.7 (458.2,769.6)	-20 (-34.5,-2.7)
New Zealand	30039 (23956,37292)	967.2 (754.3,1222.8)	24801 (19022,31981)	702.5 (520.3,936.8)	-27.4 (-34.1,-20.4)
Western Europe	2251292 (1922884,2628385)	627.6 (526.7,750.6)	1785531 (1472143,2130570)	512.2 (397.3,640.6)	-18.4 (-25.9,-12.1)
Andorra	237 (193,288)	525.7 (417.3,655.6)	294 (237,357)	484.2 (375,612)	-7.9 (-13.4,-2.4)
Austria	37442 (31564,44051)	525.1 (439.6,633.3)	31023 (25355,37384)	449.8 (351.5,563)	-14.3 (-24.7,-4)
Belgium	51973 (44031,61440)	547.3 (461.7,657.8)	38372 (30877,46541)	417.3 (322.3,519.5)	-23.7 (-34.8,-12.5)
Cyprus	4223 (3409,5168)	568.6 (456.9,703.7)	5904 (4824,7170)	546.5 (432.1,683.4)	-3.9 (-9.7,2.5)
Denmark	24837 (21105,29236)	549.9 (450.7,675.3)	21389 (17118,26111)	467.9 (359.2,597.2)	-14.9 (-23.4,-5.4)
Finland	21654 (17981,25795)	487.4 (396.7,601.1)	21422 (17782,25614)	456.9 (361.7,567.1)	-6.3 (-13.6,1.4)
France	358433 (306546,423696)	646.6 (544.9,786.6)	296162 (244156,357363)	522.4 (410.4,651.3)	-19.2 (-28.8,-8.3)
Germany	426768 (350281,492725)	558.7 (465.3,660.9)	246835 (201445,300847)	391 (300.5,495.4)	-30 (-41.6,-18.6)
Greece	45512 (37481,54777)	464.1 (378.4,575.6)	36458 (29722,43718)	451.8 (352.3,563.8)	-2.6 (-12.8,11.3)
Iceland	2045 (1646,2502)	857.9 (676.2,1065.5)	2045 (1644,2531)	695.5 (545.9,881.7)	-18.9 (-30.1,-9)
Ireland	24567 (20137,29875)	693.7 (571.8,838.8)	22572 (17932,27554)	535.5 (420.3,664.3)	-22.8 (-31.5,-14.3)
Israel	26386 (20991,32364)	519.5 (420.4,637.8)	40691 (31597,50555)	439.7 (339.1,549)	-15.4 (-22.3,-8.7)
Italy	305423 (255392,360502)	522.3 (430.4,634.4)	207135 (166868,249393)	447.7 (330.7,574.7)	-14.3 (-26.3,-1.1)
Luxembourg	2126	639	2627	526.3	-17.6

	(1751,2793)	(508.8,819.8)	(2167,3167)	(409.9,657.8)	(-30.9,-11)
Malta	2268 (1908,2665)	630.6 (528.1,754)	1954 (1612,2344)	543.1 (427.6,676)	-13.9 (-24.1,-2.4)
Netherlands	49068 (41428,57168)	363.7 (303.2,436.5)	49024 (40777,57277)	332.7 (270.5,401.5)	-8.5 (-16.7,5.6)
Norway	35454 (29475,42022)	901.4 (738,1101.3)	28099 (22567,34592)	650.2 (498.3,826.9)	-27.9 (-36.3,-20.3)
Portugal	70880 (58660,86166)	724.6 (601,891.2)	54441 (45601,63883)	636.3 (503.8,787.3)	-12.2 (-22.1,-1)
Spain	164254 (134983,198520)	447.1 (361.7,556.6)	173292 (142545,207590)	463.7 (364.7,581.1)	3.7 (-6.6,17.6)
Sweden	69111 (57306,81250)	839.7 (688.1,1029.8)	52430 (42260,64149)	611.4 (467.1,789.5)	-27.2 (-35.6,-19.2)
Switzerland	37615 (31627,44284)	620.7 (503.8,761.1)	36015 (29402,43182)	525.1 (411.5,668.6)	-15.4 (-23.7,-6.8)
United Kingdom	488938 (403446,586816)	989.3 (792.5,1209.4)	415532 (338537,506097)	757 (585.5,955.3)	-23.5 (-27.7,-19.2)
Monaco	111 (92,134)	497.4 (389.2,632.6)	136 (111,164)	486.7 (373.1,614.4)	-2.1 (-7.6,3.8)
San Marino	99 (80,122)	483 (379.6,607.4)	125 (100,153)	479.2 (369,607.1)	-0.8 (-6.3,5.2)
Southern Latin America	368390 (307660,451220)	729.2 (612.4,887.3)	453729 (370284,559750)	742.3 (592.4,935.5)	1.8 (-7.5,12.8)
Argentina	258500 (214737,317352)	760.9 (633.9,926.7)	326712 (263862,406380)	781.4 (620.9,986.4)	2.7 (-7.6,16.1)
Chile	86681 (70648,107853)	653.4 (540,801)	105914 (86981,129139)	645.8 (514.7,820.6)	-1.2 (-10.1,10.1)
Uruguay	23194 (19260,28100)	754.1 (620.2,925)	21081 (17308,25812)	691.2 (549.7,873.4)	-8.3 (-16.5,0.1)
High-income North America	3368771 (2678501,4315052)	1351.7 (1039,1769.4)	4366448 (3653279,5207636)	1474.1 (1188.9,1810.7)	9.1 (-0.9,19.2)
Canada	201721 (164225,248004)	845.8 (671.6,1070.3)	222741 (183176,270681)	783.8 (611.3,994.7)	-7.3 (-19.8,1.2)
United States of	3166265	1404.6	4143124	1547.2	10.2

America	(2518593,4064450)	(1077.5,1842.9)	(3475553,4948182)	(1251.2,1899.9)	(-0.7,21.1)
Greenland	707 (563,882)	1352.1 (1083.8,1687.1)	513 (428,625)	1017.3 (827.8,1276.1)	-24.8 (-31.8,-15.3)
Caribbean	396154 (314621,493778)	1008.2 (804.9,1253.6)	403255 (321534,502347)	938.4 (741.7,1179)	-6.9 (-11.3,-3)
Antigua and Barbuda	566 (437,743)	875.3 (676,1143.7)	611 (474,769)	918.5 (699,1177.5)	4.9 (-1,10.9)
Bahamas	2410 (1866,3139)	882.2 (685.4,1145.2)	2711 (2100,3430)	918.1 (697.4,1185.1)	4.1 (-3.3,11.5)
Barbados	2226 (1794,2781)	951 (764.2,1192.8)	2186 (1771,2699)	1028.3 (795.4,1318.2)	8.1 (-2.6,22.5)
Belize	2423 (1841,3105)	948.6 (740.7,1194.6)	3835 (2948,4888)	906.6 (693.5,1157.8)	-4.4 (-12.9,4)
Cuba	105398 (82977,132494)	1045.3 (814,1325)	80767 (64553,99384)	1047.8 (802.5,1344)	0.2 (-7,7.4)
Dominica	790 (621,1002)	964.3 (762.7,1213)	569 (454,708)	1012.5 (789.5,1281)	5 (-2.3,11.9)
Dominican Republic	64526 (49923,81246)	706.1 (557.5,873.9)	74999 (58204,96702)	687.8 (533.1,892.1)	-2.6 (-12.2,8.4)
Grenada	1052 (795,1363)	1023.7 (788.3,1307.8)	915 (728,1162)	1059 (824.1,1363.2)	3.5 (-4.1,10.5)
Guyana	8881 (6955,11276)	964.7 (769.6,1199.6)	7207 (5663,9087)	945.6 (743.8,1197.2)	-2 (-9.5,4.6)
Haiti	102139 (79276,126979)	1182.8 (943,1447.9)	150751 (119070,188223)	1061 (847.1,1313.4)	-10.3 (-16.9,-3.6)
Jamaica	28627 (22099,36890)	1038.2 (814.5,1324.2)	21612 (16953,27391)	925.3 (713.7,1194.1)	-10.9 (-19.9,-3.2)
Saint Lucia	1693 (1315,2153)	1015 (803.9,1272.2)	1308 (1048,1603)	999 (777.1,1265.2)	-1.6 (-9.1,5.2)
Saint Vincent and the Grenadines	1205 (926,1563)	907.5 (711.7,1161.3)	864 (678,1093)	920.1 (710.2,1172.1)	1.4 (-5.4,7.8)
Suriname	3862 (2965,5061)	879 (684.5,1138.8)	4616 (3572,5908)	885.3 (678.4,1145.3)	0.7 (-6.6,8.5)
Trinidad and	9769	723.5	8338	801.9	10.8

Tobago	(7559,12586)	(567.6,925)	(6447,10735)	(604.2,1052.9)	(-2.8,23.4)
Bermuda	430 (339,542)	894.7 (684.6,1158.2)	349 (275,430)	944 (709.7,1216.8)	5.5 (-1.2,12.9)
Puerto Rico	45637 (35711,56881)	1302.9 (1019.3,1618.4)	26855 (21738,33087)	1207 (942.3,1539)	-7.4 (-14.4,0.3)
Saint Kitts and Nevis	428 (325,552)	924.4 (712.9,1179.1)	419 (325,538)	927.2 (704.5,1207.1)	0.3 (-5.8,8.6)
United States Virgin Islands	895 (693,1168)	824.4 (642.1,1074.5)	684 (537,863)	879.4 (673,1142.6)	6.7 (-0.3,13.8)
Andean Latin America	472850 (350865,612633)	928.5 (698.2,1197.4)	484221 (360725,652231)	760.3 (565.3,1022.7)	-18.1 (-30.5,-9)
Bolivia (Plurinational State of)	85462 (63523,109707)	915 (693.3,1157.2)	106608 (79183,144003)	768.3 (577.3,1028.8)	-16 (-26,-7)
Ecuador	115768 (85198,151654)	877.9 (656.2,1142.7)	127879 (93983,172623)	728.1 (535.4,985.5)	-17.1 (-29.4,-6.2)
Peru	271620 (199167,355757)	956.3 (715.7,1242.6)	249734 (185262,337734)	775 (573.5,1051.5)	-19 (-33.8,-7.3)
Central Latin America	1435630 (1089179,1851815)	717.6 (561.7,909.6)	1372619 (1015874,1823855)	583.3 (427.8,775.7)	-18.7 (-26.1,-12.6)
Colombia	283260 (216120,366723)	761.1 (595.3,965.9)	256255 (193451,332665)	613.1 (452.6,809.5)	-19.5 (-26.9,-13.6)
Costa Rica	35127 (26816,44964)	969.9 (758,1219.6)	34390 (26692,43945)	847.6 (642.1,1101.3)	-12.6 (-23.1,-4)
El Salvador	80440 (60576,103848)	1212.3 (933.8,1536)	51853 (40329,67188)	844.1 (652.4,1093.9)	-30.4 (-40.6,-19.4)
Guatemala	100926 (75835,128430)	855.4 (659.6,1066)	105272 (77884,140749)	530.3 (397.1,705)	-38 (-48.3,-29.2)
Honduras	62863 (46702,81126)	890.6 (683.8,1123.4)	73991 (55648,97341)	662.6 (505.5,863.3)	-25.6 (-35.8,-17.6)
Mexico	617319 (455781,841052)	606.7 (466.3,796)	606000 (433053,811132)	523.8 (370.2,712.4)	-13.7 (-21.5,-6.7)
Nicaragua	52518 (39045,68940)	915.6 (708,1175.3)	44738 (33360,59048)	653.1 (490.4,859.2)	-28.7 (-38.6,-19.6)

Panama	23974 (18619,30295)	860.3 (674.3,1078.6)	30412 (23119,39435)	748.5 (566.8,977.7)	-13 (-23.6,-2.3)
Venezuela (Bolivarian Republic of)	179203 (135096,234165)	770.6 (592.1,991.3)	169708 (128442,218919)	668.6 (500.5,871.9)	-13.2 (-22.3,-6.1)
Tropical Latin America	1841692 (1338521,2484003)	1045.4 (769.8,1384.5)	1686457 (1214675,2210165)	916.1 (645.5,1218.1)	-12.4 (-18.8,-6.6)
Brazil	1797924 (1305007,2425965)	1053.3 (774.1,1398.4)	1623152 (1165808,2128603)	916.3 (643.5,1222)	-13 (-19.6,-7)
Paraguay	43769 (31879,59231)	810.6 (610.8,1066.7)	63305 (46892,84222)	924.1 (682.9,1226.5)	14 (5.9,23.4)
North Africa and Middle East	2397788 (1873586,3050027)	614 (502.3,748.2)	3488139 (2767724,4354302)	589.8 (473.1,728.9)	-3.9 (-8.9,0.3)
Algeria	146771 (114676,189342)	506.6 (414.5,621.6)	218593 (170849,280218)	534.9 (419.1,677.1)	5.6 (-3.6,16.6)
Bahrain	3234 (2538,4109)	656.3 (531.2,810.7)	6166 (4904,7614)	586.3 (459.8,738.7)	-10.7 (-17.9,-4)
Egypt	372153 (287409,474733)	584.7 (471.3,723.5)	566303 (441856,720245)	554.9 (444.1,692)	-5.1 (-12.7,1.6)
Iran (Islamic Republic of)	433579 (323087,565952)	646 (516.2,800.1)	415328 (327426,524205)	544.1 (418.9,689.9)	-15.8 (-20.4,-10.9)
Iraq	145551 (110802,186951)	696.4 (567,848.6)	248615 (190297,326436)	555.6 (436.7,710)	-20.2 (-27.6,-11.1)
Jordan	28502 (21329,38171)	631.4 (501.2,796)	76042 (57525,98883)	629 (485.1,805.7)	-0.4 (-7.3,9.3)
Kuwait	11941 (9206,15130)	659 (521.6,822.3)	23469 (18102,29633)	641.2 (484.8,830.3)	-2.7 (-12.4,9.1)
Lebanon	24091 (18971,30902)	661 (538,821.4)	33802 (26857,42067)	671.7 (533.8,842.6)	1.6 (-5.6,9)
Libya	30503 (22889,39126)	622.8 (501.5,758.5)	34125 (27520,41641)	589.8 (467.8,727.8)	-5.3 (-11.2,0.5)
Morocco	127525 (99425,160957)	451.4 (365.8,551.7)	166275 (133121,205765)	487.8 (390.1,613.4)	8.1 (-0.3,16.2)
Palestine	14335	558.9	30541	547.8	-2

	(10683,18994)	(448.4,693.1)	(22825,40046)	(427.1,693.2)	(-8.6,4.9)
Oman	11310 (8635,14877)	480.5 (378.4,606.5)	25413 (19975,32469)	616.6 (477.6,787.3)	28.3 (17.2,46.6)
Qatar	2356 (1795,3106)	551.7 (425.3,709.9)	11544 (9156,14313)	554.7 (429.4,711)	0.5 (-6.7,7.5)
Saudi Arabia	71233 (53674,92870)	373.6 (298.4,461.4)	132867 (105713,165421)	461.3 (354.3,587.7)	23.5 (13.4,38.1)
Syrian Arab Republic	85909 (66729,110565)	540.6 (443.7,655.9)	76301 (60880,93829)	544.3 (439.4,668.8)	0.7 (-6.6,8.5)
Tunisia	51650 (40706,66023)	562.5 (462.4,695.8)	60869 (49618,74973)	578 (459.7,725.1)	2.8 (-4.1,11.9)
Turkey	463869 (371308,575459)	741.2 (608.5,890.9)	515559 (435559,611836)	719 (591,869.3)	-3 (-10.2,3.5)
United Arab Emirates	16920 (13464,21031)	941.4 (767.5,1133.7)	62279 (50671,76301)	905.8 (736.4,1107.8)	-3.8 (-9.4,3)
Yemen	114730 (88261,148175)	681.8 (568.5,817.9)	214371 (161770,277934)	608.2 (485.9,750.2)	-10.8 (-16.8,-4.1)
Afghanistan	84606 (67675,104961)	652.3 (543.8,774.5)	281631 (217451,363785)	631.2 (521.2,764.6)	-3.2 (-9.5,2.3)
Sudan	155407 (114968,203710)	647.3 (518,795.3)	284502 (217381,375039)	635.7 (508.2,803.8)	-1.8 (-10.4,4.8)
South Asia	3901616 (3185149,4919914)	388.2 (325.5,459.4)	5437961 (4525432,6587224)	329.6 (274.9,394.6)	-15.1 (-19,-12.3)
Bangladesh	264877 (220069,322695)	266.8 (231.7,305.6)	312711 (266091,366796)	207.5 (178,243.3)	-22.2 (-28,-16.4)
Bhutan	1650 (1374,1995)	291.8 (253.8,335.7)	1483 (1276,1752)	215.2 (185.6,252.4)	-26.3 (-31.8,-20.6)
India	3251059 (2645599,4094151)	419.3 (349.8,500.8)	4533398 (3732737,5478018)	356.6 (294.3,428.2)	-14.9 (-19.3,-11.8)
Nepal	35563 (29868,42996)	204.9 (179.6,233.8)	48737 (41233,57616)	175.5 (150.2,204.5)	-14.4 (-19.7,-8.9)
Pakistan	348466 (276260,442692)	309.2 (259.2,367.1)	541633 (435288,685684)	252.2 (211.5,304.1)	-18.5 (-21.6,-15.5)
Central Sub-	415201	585.1	818097	518.7	-11.4

Saharan Africa	(318263,530212)	(480.3,707.9)	(629087,1053677)	(420.7,641.5)	(-16.4,-6)
Angola	89170 (69442,112095)	682.6 (561.7,825.8)	201117 (151493,261730)	528.9 (422.5,651.5)	-22.5 (-29.2,-15.2)
Central African Republic	21634 (17002,27150)	650.8 (540.4,785.9)	34817 (27207,44222)	562.2 (460.2,683.2)	-13.6 (-19.1,-7.8)
Congo	19417 (15005,24815)	656.8 (535.3,801.1)	34497 (26347,44766)	593.1 (475,745.7)	-9.7 (-16.2,-2.7)
Democratic Republic of the Congo	275152 (206903,355149)	550.4 (446.1,670.5)	530403 (407988,686805)	508.6 (412.3,631.7)	-7.6 (-13.7,-1.2)
Equatorial Guinea	3421 (2598,4363)	623 (505.6,746.8)	8388 (6272,11071)	517.6 (408.7,657)	-16.9 (-25,-8.4)
Gabon	6407 (4950,8184)	548.8 (442.7,669.7)	8875 (6767,11466)	478.1 (375.3,606.1)	-12.9 (-19,-5.8)
Eastern Sub-Saharan Africa	1866566 (1437024,2426543)	744.1 (605.1,919.9)	3319135 (2507204,4344481)	651.8 (518.3,817.2)	-12.4 (-16.3,-8.9)
Burundi	60962 (46800,78156)	833.1 (677.3,1020.4)	101676 (76461,130733)	669.1 (533.4,821.8)	-19.7 (-25.7,-13.1)
Comoros	4337 (3328,5602)	726.9 (588.1,904.2)	4947 (3835,6291)	655.6 (519,822.1)	-9.8 (-17.6,-1.3)
Djibouti	4977 (3778,6448)	787.8 (633.8,976)	8674 (6777,11283)	661.2 (529.8,835)	-16.1 (-22.7,-9.7)
Eritrea	29371 (22967,37337)	763.7 (622.3,936)	52549 (40268,67740)	680.1 (545.5,847.3)	-11 (-17.2,-4.4)
Ethiopia	408660 (308529,542179)	611.1 (490,764.2)	689033 (494291,938485)	505.6 (383.1,660)	-17.3 (-23.4,-11.3)
Kenya	167476 (121357,228150)	548.2 (429.9,699.5)	280521 (205184,377311)	483.6 (373.5,631.8)	-11.8 (-14.5,-9.3)
Madagascar	195727 (153362,255113)	1190.1 (963.5,1490.4)	273651 (213853,344796)	859.3 (699.1,1043.8)	-27.8 (-34.3,-20.8)
Malawi	80387 (60369,104319)	638.6 (503.4,791.4)	137164 (103069,178788)	610.7 (483.5,770.9)	-4.4 (-11.8,2.3)
Mozambique	120725 (92612,156418)	698 (569.8,863.3)	255838 (192943,337370)	673.4 (540.1,839.7)	-3.5 (-10.6,3)

Rwanda	122363 (95242,159159)	1290.8 (1056,1592.1)	150237 (116676,191043)	1060.1 (853.9,1311.3)	-17.9 (-24.8,-10.4)
Somalia	76901 (57992,98036)	832 (667,1021)	177550 (137118,231482)	686.8 (559.4,847.1)	-17.5 (-24.2,-11)
United Republic of Tanzania	296461 (222485,389370)	875.6 (696.6,1101.2)	612808 (460356,799475)	862.1 (681.6,1079)	-1.5 (-7.1,4.9)
Uganda	198022 (149950,262233)	840.7 (673.4,1042.2)	398032 (292298,528517)	750.6 (593,955)	-10.7 (-18,-2.1)
Zambia	43743 (32947,57110)	421.6 (339.7,519.8)	97999 (72167,129647)	427.7 (328.4,544.8)	1.5 (-7.1,10.6)
South Sudan	55084 (42534,71416)	747.4 (604,920.6)	75804 (57146,98742)	650.9 (520.6,815.6)	-12.9 (-18.3,-7.4)
Southern Sub- Saharan Africa	323886 (237510,424938)	563.1 (430,713.7)	385370 (289150,504564)	496.9 (376.5,641.5)	-11.8 (-17.4,-6.8)
Botswana	5508 (4222,6982)	389.5 (320,469.1)	10019 (7506,13328)	436 (335.6,567.3)	11.9 (-1.1,35.1)
Lesotho	4832 (3769,6091)	247.3 (204.6,297.2)	5123 (4175,6222)	247.4 (206.9,295.8)	0 (-5.4,6)
Namibia	5942 (4641,7543)	390.3 (323.9,470.7)	8738 (6746,11092)	351 (281.1,432.6)	-10.1 (-16.8,-3.7)
South Africa	265161 (189704,352315)	668.7 (487.9,866.7)	302856 (216857,402989)	579.8 (417.4,771.4)	-13.3 (-19.8,-7.2)
Eswatini	6074 (4670,7906)	671.2 (555.8,813.2)	7142 (5569,8859)	612.8 (500.9,744.2)	-8.7 (-15.4,-1.8)
Zimbabwe	36369 (27368,47580)	318.5 (262,386.6)	51492 (40122,65729)	327.7 (267.9,397.6)	2.9 (-1.6,8.5)
Western Sub- Saharan Africa	1353823 (1025497,1781921)	581.5 (469.3,726)	2824158 (2102924,3781716)	514.3 (408.9,658.5)	-11.6 (-14.9,-8.3)
Benin	31332 (23291,41543)	515.8 (419.3,635.5)	72418 (52917,96381)	469.8 (371.6,584.7)	-8.9 (-15.8,-1.9)
Burkina Faso	56974 (42012,75020)	444 (353,554.8)	131075 (95954,177974)	449.8 (353.2,577.8)	1.3 (-5.9,8.4)
Cameroon	54195 (41387,71560)	441.2 (361.7,546.3)	140046 (102838,188093)	412.7 (325.5,523)	-6.5 (-14.5,1.9)

Cabo Verde	2069 (1535,2718)	479.7 (383,595.1)	2413 (1853,3146)	435.2 (333.5,566.8)	-9.3 (-16.1,-1.2)
Chad	30051 (22466,39400)	401 (323.7,495.3)	85256 (61631,116071)	391.1 (311.4,492.2)	-2.5 (-9.2,5.3)
Côte d'Ivoire	78070 (58852,104186)	529 (430.5,659.1)	155984 (117239,206990)	514.6 (403.9,648.4)	-2.7 (-10.8,5)
Gambia	6019 (4441,8039)	506.6 (409.8,622.9)	12141 (9052,15846)	470.4 (370.7,584.8)	-7.1 (-13.4,0.8)
Ghana	68100 (49502,91455)	363.4 (286.5,462.5)	131817 (98899,172299)	380.3 (295.4,485.3)	4.7 (-1.2,11.2)
Guinea	43848 (33516,58527)	574 (466.9,719.8)	84133 (63528,113570)	546.8 (441.5,689.1)	-4.7 (-11.8,2.3)
Guinea-Bissau	6749 (5164,8734)	568.3 (463.7,687.5)	10781 (8131,13898)	496.2 (400.4,610.6)	-12.7 (-19.7,-5.9)
Liberia	12282 (9074,16322)	479.3 (380.4,608.8)	23331 (17080,31164)	420.8 (325.6,541.1)	-12.2 (-20.5,-4.1)
Mali	39006 (29773,51662)	370.6 (305.5,462.3)	105829 (78936,142381)	383.3 (309,479)	3.4 (-3.3,10)
Mauritania	17786 (13300,23725)	736.4 (591.2,924.8)	30696 (23255,40683)	679.7 (541.6,858.9)	-7.7 (-15.2,-0.3)
Niger	57784 (43121,76310)	552.9 (447.7,682.1)	145970 (106775,198158)	467.8 (371,589.8)	-15.4 (-21.9,-7.6)
Nigeria	758132 (570645,1004524)	709.8 (570.2,885.3)	1524454 (1132369,2056074)	591.9 (467.2,756.5)	-16.6 (-20.4,-13)
Sao Tome and Principe	1082 (832,1390)	719.4 (589.7,874.3)	1329 (1039,1658)	623.2 (508.7,753.5)	-13.4 (-21.9,-4.5)
Senegal	39404 (29838,52202)	421.1 (343.4,522.9)	70251 (52236,93382)	403.6 (319.4,513.2)	-4.1 (-11.9,3)
Sierra Leone	23486 (17886,30941)	523.8 (418.3,647.6)	45585 (34248,60200)	472.5 (374.6,595.8)	-9.8 (-17,-2.2)
Togo	27408 (20326,36541)	611.7 (493.2,755.8)	50610 (37927,66537)	567.4 (451.6,719.5)	-7.2 (-14.6,1.3)

SDI, socio-demographic index. 95% UI=95% uncertainty interval.

Table S2. Asthma prevalence in 1990 and 2019 and percentage change in age-standardized rates by location.

Prevalence of asthma	1990		2019		Percentage change in age-standardized rates between 1990 and 2019
	Counts (95% UI)	Rate (95% UI)	Counts (95% UI)	Rate (95% UI)	
Global	226904790 (195205509,269078167)	4496.9 (3913.5,5224.3)	262405182 (224047914,309452681)	3415.5 (2898.9,4066.2)	-24 (-27.2,-20.8)
High SDI	71267451 (62525167,82436645)	8329.5 (7264.7,9693.1)	68952653 (60703694,78756181)	6855.1 (5876.7,8058.5)	-17.7 (-20.9,-14.2)
High-middle SDI	47644397 (40601957,56426837)	4240.9 (3624.3,5025.4)	42846686 (35939860,51183980)	3103 (2541.3,3833.3)	-26.8 (-32.1,-22.2)
Low SDI	20556433 (17394826,25114690)	4007.1 (3512.8,4592.4)	37911430 (31439353,46543194)	3468.6 (3015.3,4035.8)	-13.4 (-16.6,-10.2)
Low-middle SDI	32578711 (27508062,39391204)	3154.1 (2737.2,3679.8)	45235060 (38351484,54097332)	2713.2 (2317.3,3209.7)	-14 (-17.7,-11)
Middle SDI	54683036 (45361677,67653910)	3268.8 (2765,3919.4)	67251100 (56236271,81268923)	2927.1 (2429.3,3578.8)	-10.5 (-13.5,-7.3)
East Asia	27119267 (21801409,34527343)	2359.3 (1912.3,2950.4)	26502559 (21606395,32719373)	2025.5 (1577.4,2631.4)	-14.1 (-18.5,-10.3)
China	25559015 (20406450,32633238)	2296.6 (1852.1,2880.7)	24766952 (20076066,30666151)	1974.2 (1530.2,2565.4)	-14 (-18.4,-10.2)
Democratic People's Republic of Korea	763486 (628964,963121)	3852.1 (3195.9,4916.2)	998398 (880328,1140797)	3704.7 (3216.5,4372.6)	-3.8 (-21.6,5.3)
Taiwan (Province of China)	796766 (670325,980824)	4235.8 (3579.8,5155.3)	737209 (628778,879469)	3385.7 (2740.5,4296.1)	-20.1 (-31.7,-4.5)
Southeast Asia	16716040 (14178709,20256894)	3737.2 (3253.9,4370.2)	22359243 (19257485,26371311)	3431.8 (2926.7,4059.8)	-8.2 (-11,-5.1)
Cambodia	227575 (184185,283855)	2172.8 (1884.4,2526.4)	386095 (322587,474535)	2403.3 (2034,2896.1)	10.6 (3.9,18.2)
Indonesia	6702563 (5644399,8162426)	3811.9 (3283,4515.2)	8673884 (7367856,10270736)	3431.2 (2918.3,4055.4)	-10 (-13.4,-6.1)

Lao People's Democratic Republic	103986 (87489,126244)	2401.6 (2100.2,2774)	147309 (126746,175671)	2140.9 (1867.9,2502.1)	-10.9 (-16,-4.6)
Malaysia	531064 (460610,622801)	3348.1 (2967,3795.6)	792596 (662895,969016)	2624.7 (2178.2,3253.9)	-21.6 (-30.7,-11.2)
Maldives	8980 (7529,10820)	3624.4 (3167.9,4154.6)	11018 (8811,13955)	2422.7 (1927.2,3083.7)	-33.2 (-43.7,-21.1)
Myanmar	843885 (731074,992833)	2178.3 (1935.9,2475.6)	1065997 (933366,1212653)	2016.2 (1770.2,2293.1)	-7.4 (-12.2,-2.8)
Philippines	3950818 (3223138,4989881)	5870.1 (4962.4,7115.7)	5218948 (4372997,6402826)	4628.3 (3916.2,5595.1)	-21.2 (-23.1,-19.2)
Sri Lanka	537049 (470011,619236)	3611.2 (3208.9,4041.9)	799526 (705682,914751)	3541.7 (3091.4,4114.2)	-1.9 (-8.7,5.6)
Thailand	2009331 (1734418,2354719)	3917.9 (3442.7,4486)	2309631 (2005712,2688542)	3411.5 (2863.7,4141.6)	-12.9 (-21.1,-4.2)
Timor-Leste	26325 (21879,31618)	3155.1 (2752.2,3619.9)	39729 (33710,47061)	2905 (2544.4,3332.8)	-7.9 (-13.8,-1.9)
Viet Nam	1708255 (1411737,2146063)	2603.1 (2231.7,3086.1)	2849227 (2429245,3358420)	3092.6 (2613.1,3713.9)	18.8 (13.1,25.6)
Mauritius	42204 (36763,49125)	4222.4 (3732.1,4835.5)	33596 (29238,39278)	2774 (2334.5,3376.8)	-34.3 (-40.2,-27.4)
Seychelles	1785 (1492,2188)	2476.5 (2120.6,2959.5)	2394 (2041,2850)	2475.7 (2052.3,3052.4)	0 (-5.7,5.7)
Oceania	314116 (278533,358461)	5449.7 (4929.3,6014.6)	529213 (467646,599363)	4265.2 (3835,4731.9)	-21.7 (-24.6,-18.8)
Fiji	31450 (27142,36539)	4795.3 (4209.9,5431.4)	29196 (25128,34144)	3289.1 (2847.4,3816.3)	-31.4 (-36.1,-26.6)
Kiribati	4574 (4159,5041)	6715.2 (6192.7,7250.4)	5277 (4787,5861)	4759.3 (4377.4,5201.5)	-29.1 (-32.1,-25.9)
Marshall Islands	1647 (1393,1985)	3894.2 (3513.5,4360.8)	1682 (1383,2062)	3015.2 (2495.9,3682)	-22.6 (-32.3,-11.3)
Micronesia (Federated States of)	3764 (3246,4444)	3883.1 (3497.1,4330.6)	3140 (2583,3836)	3144.1 (2602.2,3828.5)	-19 (-29.2,-7.4)

Papua New Guinea	217931 (193532,247825)	6044 (5460.1,6634.9)	412884 (365292,465899)	4585.6 (4143.3,5043.6)	-24.1 (-27.1,-20.8)
Samoa	5476 (4503,6713)	3535.5 (3027.2,4102.2)	6241 (5021,7810)	2953.1 (2413,3599.3)	-16.5 (-24,-5)
Solomon Islands	12059 (10102,14652)	3904 (3445.6,4493.3)	22074 (17931,27939)	3472 (2872,4273.8)	-11.1 (-21.3,-0.8)
Tonga	4217 (3429,5331)	4503.5 (3827.7,5376.1)	3798 (3042,4782)	3661.4 (2980.7,4537.5)	-18.7 (-25.6,-6)
Vanuatu	4902 (4121,5869)	3425.9 (3019.6,3884.9)	8924 (6535,11929)	3047.1 (2203.7,3990.2)	-11.1 (-33,8.8)
American Samoa	1655 (1320,2109)	3486.5 (2789.2,4264)	1853 (1277,2351)	3340.5 (2255.1,4204.6)	-4.2 (-21.7,11.4)
Cook Islands	754 (563,970)	3996.5 (2926.7,5014.2)	638 (422,786)	3582.2 (2502.9,4533.6)	-10.4 (-17.2,4)
Guam	5265 (3872,6709)	3991.6 (2848.1,5007.1)	5680 (3905,7189)	3380 (2382,4343.3)	-15.3 (-20.5,-10)
Nauru	345 (287,434)	3479.5 (2998.4,4127.4)	340 (261,452)	3289.8 (2534.3,4239.2)	-5.5 (-23.3,10.3)
Niue	86 (68,110)	3569.1 (2794.2,4479.2)	59 (39,73)	3507.3 (2425.4,4402.8)	-1.7 (-16.8,10.2)
Northern Mariana Islands	1662 (1300,2101)	4054.6 (3137.6,5061.4)	1414 (940,1750)	3574.8 (2623.3,4576.9)	-11.8 (-20.5,3.7)
Palau	601 (498,723)	4096.5 (3423,4835.4)	573 (460,676)	3321.1 (2719.3,4038)	-18.9 (-22.8,-13.7)
Tokelau	59 (45,81)	3385.2 (2567.8,4566.2)	50 (35,64)	3426.6 (2381.9,4338.6)	1.2 (-17.7,28.6)
Tuvalu	286 (243,342)	3107.5 (2681.8,3649.8)	396 (272,504)	3395.5 (2319.9,4292.1)	9.3 (-21.6,27.8)
Central Asia	1729168 (1458761,2094774)	2691.4 (2311,3149.1)	2072070 (1692605,2559339)	2277.4 (1883.3,2787.8)	-15.4 (-21.8,-9.4)
Armenia	65275 (52617,81444)	1951.8 (1590.4,2395.3)	62216 (46975,76442)	2093.1 (1628.9,2624.8)	7.2 (-6.3,16.2)
Azerbaijan	147618 (121631,182986)	2114.1 (1788.8,2546.5)	189910 (156275,234271)	1961.2 (1608.6,2435.7)	-7.2 (-13.2,-0.7)

Georgia	115958 (99783,136629)	2093.3 (1799.1,2487.9)	69582 (56805,85459)	1958.9 (1572.5,2475.3)	-6.4 (-17.6,6.1)
Kazakhstan	251154 (208289,304227)	1600.1 (1341.6,1907.6)	286976 (232367,356099)	1590.7 (1282.7,1958.2)	-0.6 (-9.3,7.8)
Kyrgyzstan	140899 (117605,172070)	3441.9 (2937.4,4035.5)	156012 (124978,197291)	2417.2 (1960.7,3005.4)	-29.8 (-38.1,-21.2)
Mongolia	47623 (38949,58904)	2610 (2257.2,3036.7)	67114 (55071,82906)	2114.2 (1759.6,2568.5)	-19 (-25.4,-12.4)
Tajikistan	122501 (98602,155195)	2610.9 (2233.7,3065.6)	194584 (154930,248712)	2264.7 (1862.9,2762.3)	-13.3 (-20.4,-5.6)
Turkmenistan	100661 (84042,122848)	2936.6 (2566.8,3387.6)	101614 (78999,129040)	2011.3 (1553.2,2532.4)	-31.5 (-45.6,-22.5)
Uzbekistan	737480 (617144,882556)	4267.9 (3652.8,4907.7)	944062 (779576,1162863)	3058.7 (2581.6,3661)	-28.3 (-35,-21.2)
Central Europe	7584607 (6440124,8966701)	5794 (4905.8,6911.4)	5066122 (4218455,6051251)	4203.6 (3452.8,5155.5)	-27.4 (-32.9,-21.9)
Albania	79535 (66440,98952)	2613.1 (2252.1,3122.1)	79785 (66537,96602)	2828.4 (2319.7,3483.9)	8.2 (-3.4,21.2)
Bosnia and Herzegovina	202586 (169114,245602)	4597.2 (3865.7,5553.5)	161181 (134157,192943)	4466.4 (3656.7,5529.5)	-2.8 (-9,2.6)
Bulgaria	395019 (328696,474831)	4196.2 (3509.4,5086.6)	260803 (213949,311776)	3612.7 (2919.2,4427.3)	-13.9 (-21.1,-5.2)
Croatia	285241 (232914,342261)	5327.1 (4355.5,6448.7)	188078 (158810,223334)	4018.6 (3316.2,4929.4)	-24.6 (-31.8,-18.2)
Czechia	328324 (275297,398492)	3146.2 (2596.8,3844.6)	327052 (269708,392256)	3053.1 (2479.9,3781.1)	-3 (-9.5,2.8)
Hungary	447614 (382530,522251)	4067.3 (3435,4817.8)	321229 (265614,385390)	3307.1 (2677.6,4083.2)	-18.7 (-25,-11.3)
North Macedonia	135837 (105001,167770)	7017.1 (5386.6,8675)	123320 (105483,145172)	5199.8 (4376.1,6200.5)	-25.9 (-37.2,-9.8)
Montenegro	20387 (16549,25645)	3257 (2650.2,4102.3)	22896 (18278,28178)	3620.9 (2883.6,4557.2)	11.2 (2.9,20.2)
Poland	3982472 (3319829,4735834)	9777.6 (8170.3,11707.3)	2214693 (1848570,2654560)	5412.7 (4414,6639.1)	-44.6 (-50.3,-38.7)

Romania	1116656 (913031,1341825)	4547.4 (3707.6,5545.1)	844316 (694482,1015131)	4179.7 (3402.3,5180.6)	-8.1 (-17.4,3.5)
Serbia	305521 (264298,356220)	3180.5 (2729.9,3769.3)	260377 (224080,303471)	2849.1 (2358,3452.6)	-10.4 (-15.7,-4.9)
Slovakia	159981 (133542,192933)	2996.2 (2487.2,3645.7)	159787 (131167,192792)	2915 (2363.3,3588.8)	-2.7 (-8.9,4)
Slovenia	125435 (106300,150286)	5944.6 (5013.1,7137.4)	102604 (84762,123241)	4591.9 (3730.8,5677.8)	-22.8 (-29.4,-16.3)
Eastern Europe	11342552 (9588423,13401133)	4728 (3978.8,5645.9)	5363011 (4377809,6458925)	2712 (2160.8,3412.6)	-42.6 (-48.2,-37.1)
Belarus	601869 (498203,710929)	5389.7 (4451.6,6393.2)	328033 (271030,396927)	3417.7 (2760.8,4292.8)	-36.6 (-44,-28.9)
Estonia	45504 (39891,51539)	2800.5 (2426.7,3210.7)	26128 (21891,30890)	2075.2 (1663.8,2580.6)	-25.9 (-35.4,-17.2)
Latvia	142340 (123131,163443)	4930.2 (4268.5,5758.8)	60696 (51539,72358)	3184.7 (2584.8,4052.7)	-35.4 (-44.3,-25.2)
Lithuania	126760 (107839,147317)	3289 (2775.8,3878.7)	73987 (61789,88189)	2718.4 (2191.4,3363.6)	-17.3 (-26.9,-5.9)
Republic of Moldova	162782 (140214,193737)	3628.6 (3119.3,4341.8)	98058 (78493,119716)	2750.9 (2200.5,3503.8)	-24.2 (-33.5,-17)
Russian Federation	7745720 (6534273,9187026)	4811.5 (4055.7,5734)	3507708 (2866450,4254388)	2520.1 (2004.5,3174.2)	-47.6 (-53.3,-42)
Ukraine	2517578 (2098292,3020646)	4703.5 (3848.7,5741.1)	1268399 (1019017,1553151)	3227.1 (2528.4,4076.4)	-31.4 (-37.8,-25)
High-income Asia Pacific	13119777 (11259128,15128897)	7293.6 (6258.9,8484.2)	7250096 (6115953,8632440)	3744.9 (3032.3,4726.2)	-48.7 (-54.3,-42.8)
Brunei Darussalam	11045 (9069,13801)	5638.9 (4734.3,6942.6)	17726 (14631,21814)	4887.1 (4088.1,5908.9)	-13.3 (-22.4,-7.6)
Japan	11246046 (9650457,12976284)	8192.5 (6971.2,9598.4)	5117128 (4314187,6091159)	3865.4 (3118.7,4890.8)	-52.8 (-57.7,-47.8)
Republic of Korea	1673792 (1416284,2002798)	4491.3 (3824.4,5330.3)	1915846 (1611521,2324501)	3608.6 (2959.5,4514.6)	-19.7 (-32.1,-7.2)
Singapore	188894 (156202,220536)	6704.5 (5653.4,7742.1)	199395 (165089,242229)	3667.1 (3012.1,4564.7)	-45.3 (-53,-34.6)

Australasia	2416862 (2231065,2617852)	12086.4 (11123.8,13091)	2317311 (1958150,2773621)	8393.3 (6908.8,10347.1)	-30.6 (-40.6,-18.5)
Australia	1926397 (1794473,2066600)	11699.5 (10879.2,12543.4)	2047081 (1720113,2448384)	8768.4 (7162.3,10821.7)	-25.1 (-37.7,-9.1)
New Zealand	490464 (409341,591110)	14102.2 (11736.5,17001.4)	270231 (226570,327195)	6325.9 (5157,7871.3)	-55.1 (-59.1,-50.4)
Western Europe	36305394 (31890731,41260353)	8332.1 (7288,9673.8)	27043663 (22873450,31920142)	5893.4 (4900.3,7117.7)	-29.3 (-35.1,-23.6)
Andorra	3822 (3175,4579)	6830.6 (5712.6,8190.9)	5104 (4196,6161)	5846.7 (4810.2,7128)	-14.4 (-20.6,-8.7)
Austria	618927 (525088,718198)	7014.8 (5951.9,8272.9)	489835 (405031,590357)	5220.3 (4280.7,6380.5)	-25.6 (-33.7,-16.4)
Belgium	838526 (729289,974390)	7261.5 (6235.7,8543.2)	542551 (456000,645456)	4609.9 (3791.9,5606.2)	-36.5 (-44.8,-26.4)
Cyprus	60638 (48931,73868)	7624.9 (6154.1,9289.6)	99525 (80592,120953)	7088.5 (5756.9,8584.5)	-7 (-14.5,0.5)
Denmark	359686 (309203,417605)	6288.2 (5436,7394.6)	282375 (236946,337040)	4782.7 (3910,5846.1)	-23.9 (-33.2,-14.3)
Finland	363900 (310887,422891)	6716.6 (5669.8,7866.1)	382167 (324212,446291)	6102.5 (5043.2,7355.7)	-9.1 (-16.7,-2.1)
France	6252763 (5566864,7109420)	9667.6 (8521.8,11260)	4605053 (3858024,5438405)	6555.2 (5357.4,7933)	-32.2 (-40,-23.2)
Germany	6650125 (5702966,7623160)	7013.1 (6073.5,8135.5)	3609452 (3014106,4299203)	4153.1 (3405.4,5081.3)	-40.8 (-49.2,-31.4)
Greece	690826 (577397,825221)	5885.1 (4858.4,7170.6)	591070 (487644,712681)	5301.5 (4326.2,6546.3)	-9.9 (-19,3.1)
Iceland	24412 (20629,28822)	9533.1 (8020.7,11268.7)	25584 (21169,30771)	7200.1 (5844.4,8849.1)	-24.5 (-32.1,-17.4)
Ireland	376823 (323905,434076)	10213.7 (8764.9,11835)	343380 (288588,410323)	6860.2 (5695,8348.2)	-32.8 (-39.1,-25.9)
Israel	324289 (271489,382244)	6611.9 (5557.4,7744.7)	465362 (392157,560172)	4958 (4134.5,6019.9)	-25 (-31.2,-18.5)

Italy	3953862 (3330334,4689031)	5629.3 (4734.8,6690.8)	2561074 (2052642,3143467)	4027.9 (3173.8,5106.7)	-28.4 (-37.3,-18.8)
Luxembourg	38739 (32544,49713)	9298.2 (7741.4,11642.6)	44283 (36990,52364)	6772.1 (5585.7,8149.6)	-27.2 (-38.4,-20.5)
Malta	35647 (30501,41969)	9026 (7735.2,10612)	35018 (29624,41788)	7075.9 (5876.3,8569.6)	-21.6 (-29.9,-12.3)
Netherlands	1317147 (1051808,1607954)	8134.5 (6445,10065.6)	1328832 (1109852,1597936)	6942 (5702.6,8418.9)	-14.7 (-23.9,3.7)
Norway	568647 (489979,666025)	11310.8 (9649.8,13320)	372463 (309274,444225)	6790.1 (5589.9,8270.1)	-40 (-45.6,-34.4)
Portugal	1261598 (1053218,1506637)	11168.3 (9284.4,13524)	1104294 (925175,1307774)	9106.2 (7499.7,11069.6)	-18.5 (-28.1,-6.3)
Spain	2029684 (1721962,2420902)	4757.4 (3990.1,5809.5)	2235478 (1869134,2664775)	4481.3 (3636.5,5512.2)	-5.8 (-16.6,11)
Sweden	1190422 (999986,1417070)	11444.2 (9558.6,13661.7)	824426 (669881,1009469)	7586.1 (6046.6,9403)	-33.7 (-40.3,-26.3)
Switzerland	643531 (548930,753372)	8441 (7133.5,9998.2)	608821 (507686,733943)	6615.9 (5412.6,8052.1)	-21.6 (-30.6,-11.3)
United Kingdom	8667759 (7453177,10051051)	13998.6 (11939.2,16447.4)	6459573 (5468359,7563834)	9166.6 (7645,11034.5)	-34.5 (-37.7,-31)
Monaco	2034 (1721,2418)	6174.5 (5088,7532.3)	2407 (2012,2864)	6014 (4939.7,7271.8)	-2.6 (-8.1,3.4)
San Marino	1443 (1198,1719)	5894.4 (4867.3,7102.6)	1959 (1615,2369)	5759.2 (4728,7134.2)	-2.3 (-8,4.2)
Southern Latin America	3277350 (2819037,3831780)	6696.1 (5768.6,7777.8)	4431281 (3786071,5243875)	6450.2 (5427.8,7800.4)	-3.7 (-12.1,5.4)
Argentina	2401217 (2056469,2793030)	7241.8 (6184.8,8404.3)	3234945 (2748264,3848411)	7019.8 (5893.6,8448.1)	-3.1 (-12.6,7.3)
Chile	654433 (558825,785780)	5329.9 (4616.2,6309.1)	990775 (847405,1160035)	5196.4 (4391.5,6249.3)	-2.5 (-10.8,6.6)
Uruguay	221568 (195396,251630)	6693.6 (5875.6,7703.3)	205339 (178243,237532)	5663.2 (4778.6,6765)	-15.4 (-23.4,-8.4)
High-income	24907789	8986.5	35609106	9848.1	9.6

North America	(21234419,29735299)	(7533.2,10805)	(31843996,39983534)	(8624.3,11312.1)	(1.2,19.2)
Canada	1424421 (1181401,1715394)	5369.6 (4412.7,6548.5)	1650337 (1381363,1967955)	4817.3 (3892.9,5970.9)	-10.3 (-25.2,-1.9)
United States of America	23477765 (20002836,28076779)	9374 (7857.8,11294.1)	33954468 (30347008,38109958)	10399.3 (9140.3,11903.2)	10.9 (2,21.4)
Greenland	5034 (4016,5984)	10231.1 (8081.1,12146.2)	3736 (3272,4293)	6702.3 (5767.3,7928)	-34.5 (-41.7,-20.8)
Caribbean	2627837 (2201600,3160970)	7109.7 (6078.7,8417.2)	2736600 (2297598,3292308)	6072.6 (5048.5,7345.1)	-14.6 (-18.4,-10.3)
Antigua and Barbuda	3370 (2642,4341)	5338.2 (4266.7,6817.6)	4281 (3485,5300)	5611.6 (4390.4,7155.6)	5.1 (-1.7,11.7)
Bahamas	14987 (12010,18587)	5582.2 (4560.8,6869.1)	19052 (15601,23533)	5660.2 (4491,7161.6)	1.4 (-6,9.5)
Barbados	16886 (14246,20256)	6747.6 (5681.4,8152.1)	17847 (14892,21186)	6878.8 (5508.2,8515.2)	1.9 (-8.6,15.1)
Belize	13506 (10851,17142)	6011.4 (5038.1,7353.5)	24260 (19296,30534)	5657.5 (4549,7101.4)	-5.9 (-14.7,3.2)
Cuba	808383 (661439,988727)	7590.6 (6224.8,9387.2)	653775 (535739,791660)	6979.4 (5504.9,8790.4)	-8.1 (-16.3,-0.4)
Dominica	5180 (4298,6332)	6708.6 (5684.1,8026.6)	4327 (3729,5082)	6834.4 (5762.7,8245.3)	1.9 (-3.8,7.4)
Dominican Republic	328856 (267105,407417)	3933.5 (3275.5,4743.6)	420153 (335178,527757)	3858.6 (3093.3,4851.1)	-1.9 (-12.3,9.7)
Grenada	6601 (5224,8351)	7094.8 (5720.5,8789.5)	6768 (5434,8402)	7097.2 (5663.9,8994.2)	0 (-7.5,7.7)
Guyana	55001 (45327,67075)	6701.1 (5741.2,7946.1)	48079 (39843,58263)	6206.8 (5127.5,7539)	-7.4 (-13.5,-0.8)
Haiti	616839 (513398,746778)	8218.3 (7092.1,9611.4)	944674 (796000,1137376)	7086.5 (6059.9,8373)	-13.8 (-18.9,-8.8)
Jamaica	175081 (142442,218619)	6714 (5616.7,8215)	146411 (117836,181759)	5691.6 (4485.7,7172.3)	-15.2 (-24.1,-6.8)
Saint Lucia	10661 (8565,13294)	7234.4 (6046.9,8719)	10518 (8966,12360)	6751.6 (5593.6,8238.9)	-6.7 (-13.7,0.2)
Saint Vincent and	7150	5883.4	5879	5703.1	-3.1

the Grenadines	(5696,9035)	(4840.7,7248.1)	(4873,7271)	(4605.6,7224.5)	(-9.4,3.8)
Suriname	23142 (18871,28887)	5557.8 (4633.2,6791)	29417 (23781,36861)	5360.3 (4298,6764.4)	-3.6 (-11.2,4.3)
Trinidad and Tobago	54227 (43661,67449)	4189.3 (3457.4,5149.2)	54667 (43023,68100)	4631.3 (3578.8,5962.6)	10.6 (-6.2,24.8)
Bermuda	2956 (2410,3630)	5534.5 (4391,6936.5)	2713 (2226,3335)	5842.8 (4499.5,7495.4)	5.6 (-2,13.5)
Puerto Rico	389421 (326050,461383)	10828.8 (9074.5,12841.4)	243455 (202296,292121)	8571.1 (6736.9,10699.9)	-20.8 (-28.7,-13)
Saint Kitts and Nevis	2662 (2124,3364)	6109.1 (5012.3,7552.7)	2897 (2322,3582)	5647.3 (4364.7,7149.5)	-7.6 (-15.7,0.1)
United States Virgin Islands	5387 (4343,6764)	5019.9 (4065.6,6267.6)	4724 (3919,5750)	5366.1 (4255.8,6754.2)	6.9 (0.5,13.5)
Andean Latin America	2632200 (2037393,3368299)	5459 (4308.7,6885.3)	2688039 (2008863,3586171)	4215.4 (3152.4,5621.4)	-22.8 (-34,-11.2)
Bolivia (Plurinational State of)	459655 (351462,590009)	5363.5 (4229.6,6709.9)	559829 (420623,732214)	4250.7 (3250.1,5536.1)	-20.7 (-30.7,-10.8)
Ecuador	640099 (479397,830020)	5063.6 (3886,6475.3)	703958 (523152,942678)	3967 (2945.1,5332.2)	-21.7 (-33.7,-8.7)
Peru	1532446 (1192069,1956088)	5669.9 (4486.7,7165.5)	1424251 (1057717,1889703)	4335.6 (3189.8,5773.3)	-23.5 (-36.3,-10.3)
Central Latin America	7842460 (6237000,9867953)	4394.1 (3670,5344.1)	7921211 (6215577,10048175)	3244.4 (2546.2,4160.4)	-26.2 (-32.4,-19.8)
Colombia	1605880 (1267081,2032068)	4826.1 (3977.6,5909.6)	1551388 (1228472,1944968)	3478 (2729.2,4428.1)	-27.9 (-35,-20.4)
Costa Rica	220713 (177445,271958)	6971.4 (5804.3,8480)	246652 (200613,304694)	5529.3 (4443.3,6905.5)	-20.7 (-29.5,-11.8)
El Salvador	524413 (400755,667852)	8741.7 (6849.1,10792.2)	337603 (272860,419278)	5419.4 (4395.3,6674.4)	-38 (-47,-25.4)
Guatemala	529027 (427158,658830)	5135.9 (4304.9,6155.7)	547912 (420001,720467)	2865.8 (2258.4,3708.1)	-44.2 (-52.8,-34.7)
Honduras	338107 (271543,422419)	5433.4 (4551.7,6564.1)	404374 (317884,517982)	3778 (3053.7,4714.6)	-30.5 (-38.3,-21.9)

Mexico	3193956 (2488868,4169496)	3534.9 (2901.9,4376.1)	3353355 (2591663,4377729)	2765.1 (2128.8,3626)	-21.8 (-28.6,-14.4)
Nicaragua	288605 (222270,367502)	5784.4 (4734.5,7082)	255251 (199176,328146)	3790.6 (3008.7,4813)	-34.5 (-43.2,-25.5)
Panama	142097 (116904,175401)	5396.9 (4514.5,6576.1)	182693 (145350,229024)	4431.8 (3509.9,5574.7)	-17.9 (-28.1,-6.3)
Venezuela (Bolivarian Republic of)	999661 (785216,1272634)	4673 (3795.9,5791.3)	1041985 (829836,1304105)	3882.4 (3058.4,4893.5)	-16.9 (-25.3,-8.1)
Tropical Latin America	10113866 (7724946,13447079)	6003.2 (4699.4,7741.7)	9896164 (7738019,12694179)	4907.3 (3771.5,6383.3)	-18.3 (-24.5,-12.6)
Brazil	9894735 (7559903,13161901)	6045.9 (4725.1,7807.7)	9520211 (7444049,12180750)	4892.4 (3757.3,6352)	-19.1 (-25.5,-13.5)
Paraguay	219131 (170124,288666)	4583.6 (3700.2,5780.5)	375953 (293749,490425)	5408.1 (4227.8,7017.9)	18 (8.8,26.9)
North Africa and Middle East	13463264 (11334327,16249057)	4145.9 (3633.9,4786)	22132734 (18619787,26444040)	3819.3 (3262.5,4512.7)	-7.9 (-12.4,-3.2)
Algeria	777903 (640644,976466)	3171 (2723.3,3752.9)	1311915 (1073558,1613359)	3219.5 (2632.9,3923.9)	1.5 (-8.2,11.5)
Bahrain	19611 (16473,23653)	4485.5 (3915.7,5195.3)	46333 (38382,56216)	3639.2 (2999,4452.8)	-18.9 (-26.4,-11.6)
Egypt	2023077 (1676916,2471493)	3698 (3170.9,4332.3)	3347076 (2743236,4121162)	3486.8 (2903.2,4200.2)	-5.7 (-13.3,1.1)
Iran (Islamic Republic of)	2298639 (1871634,2861152)	4235.2 (3602.4,5012)	2635573 (2182430,3205594)	3280.1 (2717.3,3978.4)	-22.6 (-26.7,-18)
Iraq	818213 (685131,1010795)	5006.8 (4413.9,5753.8)	1451876 (1169492,1834319)	3446.5 (2875.1,4218.2)	-31.2 (-37.8,-24.2)
Jordan	155571 (121602,199269)	4273.3 (3560.6,5114.4)	470579 (373465,600638)	4044.7 (3266.1,5037.9)	-5.4 (-13.2,5.3)
Kuwait	74041 (59756,91927)	4470.8 (3734.6,5337.9)	174109 (138549,221831)	4174.5 (3290.5,5265.1)	-6.6 (-18.1,6.2)
Lebanon	143800 (119375,172411)	4514.7 (3828.8,5299.2)	227323 (186845,274256)	4443.3 (3641.8,5385.8)	-1.6 (-10,7.9)
Libya	167769	4259.2	235519	3725.3	-12.5

	(136990,209553)	(3718.2,4984.9)	(199456,282297)	(3122.6,4497)	(-17.9,-7)
Morocco	665780 (550850,810008)	2675.7 (2312.1,3124.7)	1020288 (859393,1228507)	2914.6 (2452.5,3485.5)	8.9 (0.8,16.6)
Palestine	72287 (57157,93317)	3654.7 (3083.7,4340.7)	167759 (130859,216935)	3332.4 (2715.9,4088.5)	-8.8 (-16.3,-1.5)
Oman	60553 (48051,78425)	3084 (2504.8,3817.5)	172075 (136810,218229)	4053.9 (3279.1,5014.4)	31.4 (19.2,49.6)
Qatar	14086 (11479,17566)	3410.6 (2829.3,4117.8)	84800 (67146,108245)	3460.5 (2793.8,4306.1)	1.5 (-7.1,9.8)
Saudi Arabia	344119 (275108,439248)	2093 (1765.4,2507)	853996 (705952,1027815)	2642.2 (2154.9,3207.3)	26.2 (16.5,40)
Syrian Arab Republic	430804 (356993,525828)	3348.3 (2925.6,3861.5)	469399 (397789,559453)	3268.9 (2774.5,3868.8)	-2.4 (-8.8,4.7)
Tunisia	290736 (241636,356963)	3603.3 (3107.9,4296)	412522 (348082,491379)	3640.2 (3020.5,4393.8)	1 (-5.8,8.8)
Turkey	3029326 (2586991,3670400)	5503.4 (4813.4,6430.5)	4082370 (3517474,4743627)	5102.5 (4401.6,6040.7)	-7.3 (-14.1,-0.8)
United Arab Emirates	126457 (105116,150913)	8100.4 (6883.3,9295.8)	614690 (514498,719007)	7179.9 (6188.3,8345.4)	-11.4 (-16.9,-4.4)
Yemen	599901 (498756,737931)	4807.3 (4277.8,5430.5)	1189810 (968154,1487503)	3946.6 (3401.3,4620.2)	-17.9 (-23.1,-12.3)
Afghanistan	498371 (428705,582821)	4740.1 (4210.7,5299.5)	1515532 (1250584,1877887)	4281 (3758.8,4909)	-9.7 (-14.3,-4.9)
Sudan	843168 (682566,1031844)	4326.3 (3687.1,5084.3)	1626705 (1297906,2051810)	4174.7 (3493.1,4976.2)	-3.5 (-11.1,4.5)
South Asia	24040433 (20356738,28785094)	2741.2 (2334.1,3211)	39871689 (33201510,47765389)	2443.4 (2029.8,2909.8)	-10.9 (-17,-7.7)
Bangladesh	1522763 (1338902,1747547)	1855.8 (1667.2,2057.8)	2073478 (1801991,2362800)	1390.9 (1217.2,1574.2)	-25.1 (-29.6,-19.7)
Bhutan	9816 (8567,11266)	2022.2 (1811.3,2239)	9763 (8608,11051)	1429.8 (1272.3,1603)	-29.3 (-34.1,-24)
India	20333262 (17097406,24464734)	2970.6 (2519.5,3502.3)	34305973 (27950714,41323723)	2680.9 (2189.6,3221.6)	-9.8 (-16.7,-6.2)
Nepal	191969	1254	289923	1072.5	-14.5

	(168075,220532)	(1117.3,1405.5)	(249851,332070)	(932.4,1214.8)	(-19.7,-9.1)
Pakistan	1982623 (1669903,2383033)	2133.3 (1826,2475.1)	3192552 (2659807,3848337)	1702.1 (1448.1,1974.8)	-20.2 (-23.1,-16.7)
Central Sub-Saharan Africa	2111203 (1737056,2594521)	3664.9 (3189.1,4228.2)	4117823 (3355827,5095414)	3081.7 (2653.8,3633.4)	-15.9 (-19.9,-11.2)
Angola	473612 (399474,576302)	4472.7 (3958.7,5120.3)	987366 (784259,1232058)	3140.1 (2694,3682.6)	-29.8 (-35.4,-24.1)
Central African Republic	118621 (100637,141253)	4409.9 (3923.3,4972.7)	183039 (152909,221751)	3476.8 (3045.2,3965.7)	-21.2 (-24.9,-17.4)
Congo	107611 (89540,130973)	4496.1 (3934.3,5172.4)	191764 (156525,236966)	3717.6 (3167.4,4387.3)	-17.3 (-22.9,-11.6)
Democratic Republic of the Congo	1360068 (1097868,1692027)	3342.8 (2865.7,3903.8)	2664393 (2183112,3293446)	3003.4 (2582.8,3545.4)	-10.2 (-15,-4.1)
Equatorial Guinea	17470 (14647,21190)	4004.7 (3518.5,4559.1)	43537 (33747,55835)	3028 (2529.2,3664.2)	-24.4 (-31.4,-17.1)
Gabon	33822 (28053,41413)	3454.6 (2986.1,4055.4)	47724 (38513,60950)	2736.5 (2258.4,3395)	-20.8 (-27.3,-14)
Eastern Sub-Saharan Africa	10200333 (8503358,12613584)	5133.9 (4490.9,5952.1)	17781817 (14422770,22250549)	4151.2 (3582.1,4898.7)	-19.1 (-22.6,-15.2)
Burundi	344827 (289564,413622)	6006.6 (5296,6776)	517185 (419705,636973)	4142.9 (3585.5,4806.9)	-31 (-35.4,-26.9)
Comoros	23464 (19701,28536)	4807.4 (4195.5,5604.7)	29194 (24318,35464)	4061.9 (3450.4,4841.6)	-15.5 (-22.2,-9.2)
Djibouti	26428 (21824,32455)	5245.5 (4563.1,6057)	48835 (40330,59712)	4132.7 (3519.3,4912.8)	-21.2 (-26.8,-15.1)
Eritrea	161786 (135704,194610)	5360.6 (4737.8,6074.4)	294185 (245719,357430)	4403.8 (3837,5096.1)	-17.8 (-22.3,-12.9)
Ethiopia	1989811 (1603190,2509503)	3780.6 (3205.9,4489.3)	3249237 (2524664,4200802)	2791.6 (2299.3,3414.2)	-26.2 (-31.3,-20.2)
Kenya	775052 (610440,1000263)	3221.2 (2698.5,3856)	1418420 (1122230,1798200)	2730.2 (2259.2,3321.3)	-15.2 (-17.5,-12.7)
Madagascar	1321024 (1136958,1544897)	9951.6 (8841.9,11236.9)	1735901 (1490585,2034248)	6355.9 (5633.6,7165.8)	-36.1 (-40.3,-31.4)

Malawi	412315 (330979,519276)	4023.5 (3426,4706)	719451 (565657,901924)	3707.2 (3090.3,4431.6)	-7.9 (-13.6,-1.7)
Mozambique	622611 (515046,768083)	4301.4 (3745.8,5011.2)	1329709 (1075478,1671938)	4312.9 (3736.1,5066.2)	0.3 (-5.9,7)
Rwanda	869272 (723189,1040145)	12041.8 (10348.7,13779.9)	1013743 (843675,1238599)	8203.9 (7081.2,9666)	-31.9 (-37.4,-25)
Somalia	428873 (360946,524617)	5833.4 (5168.4,6666.1)	917608 (755095,1135566)	4453 (3914.5,5133)	-23.7 (-27.7,-19.2)
United Republic of Tanzania	1661671 (1340860,2072273)	6190 (5266.2,7300.7)	3509358 (2815093,4429076)	5923.5 (5047.9,7127.7)	-4.3 (-9.6,1.2)
Uganda	1060939 (864545,1333995)	5822.3 (5049.9,6843.4)	2136099 (1682331,2750153)	4952.6 (4216.7,5881.6)	-14.9 (-20.7,-8.7)
Zambia	199391 (160973,250481)	2340.8 (2011.5,2747.6)	459061 (353763,602972)	2304.1 (1889.1,2844.5)	-1.6 (-9.7,8.3)
South Sudan	295384 (244982,362764)	4839.1 (4210.6,5632.8)	389615 (313999,490360)	3963.9 (3390,4680.3)	-18.1 (-22.7,-12.6)
Southern Sub- Saharan Africa	2088211 (1464725,2665580)	4135.8 (2966.2,5083.7)	2662794 (1922876,3414012)	3476.2 (2532.4,4396.6)	-15.9 (-22.5,-10)
Botswana	28782 (24204,34738)	2497.1 (2199.8,2832.9)	56626 (46319,68640)	2572.8 (2165.5,3052.4)	3 (-6.7,18.5)
Lesotho	22889 (18971,27418)	1341 (1162,1530)	27208 (23277,31480)	1377.1 (1185.7,1567.7)	2.7 (-3,8.8)
Namibia	31445 (26714,37669)	2489.3 (2191.2,2850.5)	47132 (39200,57783)	2096.9 (1800.7,2468.9)	-15.8 (-20.6,-9.7)
South Africa	1796364 (1181000,2313975)	4970.2 (3355.2,6224)	2219861 (1485832,2910877)	4124 (2788,5399.2)	-17 (-24.9,-9.8)
Eswatini	34986 (29498,42264)	5161.2 (4529.1,5816.1)	46774 (40350,54756)	4646.9 (4078.1,5220.7)	-10 (-14.2,-5.4)
Zimbabwe	173744 (140921,218376)	1915.4 (1669.6,2217.4)	265194 (219778,321809)	1990 (1728.1,2286.7)	3.9 (-0.9,8.7)
Western Sub- Saharan Africa	6952062 (5732499,8617231)	3770.3 (3254.1,4414.7)	14052637 (11321219,17960481)	3087.3 (2629,3669.7)	-18.1 (-21,-15)
Benin	149531	3241.9	345397	2783.4	-14.1

	(123695,182224)	(2874.7,3694.5)	(275121,436254)	(2387.2,3274.7)	(-19.6,-8.7)
Burkina Faso	265313 (212800,336830)	2595.5 (2228.4,3056.8)	615592 (487310,799997)	2586.1 (2178.5,3125.8)	-0.4 (-5.9,5.6)
Cameroon	262619 (213036,328473)	2694.4 (2310.9,3168.3)	679955 (536381,880881)	2325.8 (1937.9,2835.7)	-13.7 (-20.3,-6.8)
Cabo Verde	10691 (8686,13395)	3046.6 (2631.6,3583.5)	13527 (11061,16913)	2443.6 (2020.5,3024.7)	-19.8 (-26.3,-12.6)
Chad	137722 (112144,172438)	2320.1 (2009.5,2722.8)	371908 (292030,479772)	2161.7 (1838.5,2574.2)	-6.8 (-12.3,-0.6)
Côte d'Ivoire	394613 (324191,487962)	3450.9 (2993.9,4035.4)	805617 (658270,1010962)	3154.3 (2690.7,3760.8)	-8.6 (-14.2,-2.7)
Gambia	29420 (23910,36444)	3217.6 (2822.5,3745.4)	60978 (49112,76401)	2791.5 (2400,3300.5)	-13.2 (-18.1,-8.1)
Ghana	314077 (250560,395456)	2037.4 (1731.9,2412.1)	667512 (541608,840813)	2118.8 (1785.7,2580.9)	4 (-1.9,9.5)
Guinea	224458 (183775,275830)	3690.3 (3154.8,4346.6)	422769 (336844,536671)	3373 (2835.3,3999.1)	-8.6 (-14.8,-2.1)
Guinea-Bissau	35844 (30228,43000)	3917.1 (3485.2,4395.9)	56299 (46912,68780)	3123.2 (2760.7,3618.1)	-20.3 (-24.9,-14.8)
Liberia	59316 (48522,74831)	2714.1 (2351.7,3235.4)	115412 (91514,147962)	2334.4 (1955.6,2853)	-14 (-21.9,-7.4)
Mali	180948 (148099,227712)	2128.3 (1835.5,2502.5)	480575 (382960,628685)	2140.5 (1829,2567.7)	0.6 (-4.7,6.1)
Mauritania	105882 (86145,128861)	5666.6 (4812.3,6590.4)	180653 (147063,225869)	4687.1 (4033.8,5506.4)	-17.3 (-24,-8.5)
Niger	273989 (227372,340374)	3410.2 (3015.8,3943)	654110 (519223,840418)	2713.1 (2339,3202.4)	-20.4 (-25.6,-14.9)
Nigeria	4054612 (3334023,5015411)	4727.2 (4045.7,5589.3)	7720070 (6110405,9942614)	3626.9 (3065.9,4365.7)	-23.3 (-26.2,-20)
Sao Tome and Principe	6003 (5012,7137)	4980.7 (4394.4,5641.6)	8041 (6908,9563)	4253.7 (3782.3,4849.6)	-14.6 (-20,-8.5)
Senegal	186394 (153563,232840)	2517.1 (2183.9,2939.2)	348822 (278481,440631)	2318.2 (1960.1,2780)	-7.9 (-14.8,-1.9)
Sierra Leone	117406	3188.3	229112	2768.1	-13.2

	(98452,141760)	(2825.3,3660.7)	(187284,285128)	(2394,3284.1)	(-18.6,-7.3)
Togo	142993 (115812,178027)	4210.1 (3608,4911)	276092 (225766,346222)	3616.7 (3068.8,4309.6)	-14.1 (-20.5,-6.7)

SDI=socio-demographic index. 95% UI=95% uncertainty interval.

Table S3. Disability-adjusted life-years due to asthma in 1990 and 2019 for both sexes and percentage change in age-standardized rates by location.

DALYs of Asthma	1990		2019		Percentage change in age-standardized rates between 1990 and 2019
	Counts(95% UI)	Rate(95% UI)	Counts(95% UI)	Rate(95% UI)	
Global	22321084 (17909501,27344230)	476.3 (378.5,579.6)	21550977 (17141587,26971997)	273.6 (216.7,343.4)	-42.5 (-48.5,-36.6)
High SDI	3572724 (2631002,4836496)	409.3 (295.9,561.9)	3002226 (2091655,4202058)	293.7 (200.7,419.4)	-28.2 (-33.6,-24.1)
High-middle SDI	3163145 (2458707,4106995)	286.8 (224.3,369.4)	2353926 (1761732,3168080)	158.3 (114,220.2)	-44.8 (-51.8,-38.4)
Low SDI	3423410 (2640397,4076914)	958.7 (705.1,1243.8)	4188658 (3320170,5258768)	553.9 (434.7,726.8)	-42.2 (-48.9,-33)
Low-middle SDI	6478626 (4865662,8029063)	859.4 (615.5,1143.2)	6558233 (5191112,7974147)	445.9 (348.5,546.3)	-48.1 (-57.1,-39.5)
Middle SDI	5665089 (4635917,6912160)	419.9 (341.9,508.8)	5429478 (4363001,6758390)	230.6 (183.8,290.3)	-45.1 (-54,-36.8)
East Asia	2138378 (1608332,2801495)	215.9 (165.9,279.9)	1528079 (1141964,2062500)	106.4 (75.3,152.1)	-50.7 (-63.6,-38.8)
China	2004544 (1501975,2635017)	209.2 (159.6,272.3)	1413152 (1052301,1918822)	102.8 (72.3,147.4)	-50.9 (-64.3,-38.4)
Democratic People's Republic of Korea	64340 (47510,83425)	361.7 (268.3,468.8)	73232 (53619,95448)	256.5 (188.6,336.5)	-29.1 (-42.1,-14.4)
Taiwan (Province of China)	69494 (57199,85758)	418.6 (351.1,503.6)	41696 (30471,56440)	168.8 (117.5,238)	-59.7 (-68.1,-50)
Southeast Asia	2963731 (2454784,3411031)	860.9 (699.3,995.4)	2678719 (2252869,3164506)	433.2 (365.4,509.7)	-49.7 (-56.8,-41.3)
Cambodia	49435 (37804,60138)	696.6 (531.1,827.6)	48945 (39096,60142)	368.4 (297,448.7)	-47.1 (-58,-33.3)
Indonesia	1116448 (914322,1293965)	797.6 (661,954.7)	1044984 (853096,1263065)	455.6 (372.9,549.5)	-42.9 (-52.1,-32.8)
Lao People's	51694	1554.2	30179	562	-63.8

Democratic Republic	(36878,67653)	(1146.9,1932.5)	(22655,38817)	(421.9,729.9)	(-73.8,-49.5)
Malaysia	66041 (53604,78907)	531 (439.9,623.8)	56919 (43122,73572)	192.9 (146.2,251.1)	-63.7 (-71.8,-52.7)
Maldives	1200 (832,1644)	686.6 (485.2,902.7)	660 (485,900)	167.5 (125.4,222.3)	-75.6 (-83,-64.3)
Myanmar	547269 (399441,696313)	1859.8 (1293.9,2341.7)	313651 (238291,390682)	664.5 (500.4,822)	-64.3 (-73.6,-51.9)
Philippines	497293 (412758,594828)	989.6 (858.6,1143.6)	576673 (479743,693346)	589 (493,696.5)	-40.5 (-48.8,-30.2)
Sri Lanka	166276 (142216,186780)	1524.5 (1308.9,1708.2)	166925 (124625,211782)	726.9 (539.7,914.9)	-52.3 (-64.6,-38.6)
Thailand	201758 (160922,246728)	469.8 (377,565.8)	171925 (131779,222441)	225.6 (170.6,298.5)	-52 (-63.2,-40)
Timor-Leste	6805 (4358,9732)	1096 (789.2,1414.1)	5657 (3989,7397)	542.7 (394,724.4)	-50.5 (-64.6,-32.4)
Viet Nam	247687 (136441,322503)	508.2 (248.4,680.4)	254205 (164896,324342)	282.3 (183.5,357.8)	-44.5 (-62.8,-22.5)
Mauritius	7648 (6717,8566)	940.2 (825.2,1044.4)	4249 (3386,5326)	301.6 (237.5,374.2)	-67.9 (-73.8,-59)
Seychelles	238 (197,293)	379.1 (313.5,471.1)	237 (184,299)	232.3 (178.5,296)	-38.7 (-48.5,-29.2)
Oceania	62337 (51098,77908)	1610.9 (1286.3,2090.8)	95043 (74135,122199)	1102.2 (863.7,1431.3)	-31.6 (-45,-15.7)
Fiji	8980 (7294,10925)	2081.4 (1684.1,2534)	7347 (5824,9217)	979.9 (780.2,1226.8)	-52.9 (-66.3,-35.7)
Kiribati	1228 (1022,1460)	2630.9 (2188,3178.8)	1362 (1088,1704)	1795.1 (1411.4,2242.2)	-31.8 (-47.7,-13.5)
Marshall Islands	286 (222,384)	1163.8 (891.4,1631.5)	299 (216,400)	707.4 (507.6,938.8)	-39.2 (-54.5,-21.6)
Micronesia (Federated States of)	828 (638,1046)	1333.3 (1019.5,1786.1)	535 (379,711)	689.6 (503.9,921.3)	-48.3 (-66.1,-27.2)
Papua New	41834	1716.8	73541	1250.3	-27.2

Guinea	(32424,54217)	(1319,2334.9)	(55513,96924)	(941.2,1697.6)	(-42.9,-7.8)
Samoa	981 (743,1331)	929.9 (695.6,1286.6)	838 (646,1072)	507.5 (399.3,644.9)	-45.4 (-62.4,-25.2)
Solomon Islands	2389 (1854,3077)	1292.6 (961.1,1676.5)	3779 (2890,4772)	933.1 (688.9,1182.3)	-27.8 (-46.7,-5.6)
Tonga	384 (304,497)	552.9 (448.2,697.1)	326 (248,411)	360.7 (278.4,446.8)	-34.8 (-49.1,-18.5)
Vanuatu	1021 (708,1448)	1147.6 (778.3,1712.6)	1659 (1219,2287)	791.4 (577.5,1103.5)	-31 (-48.1,-8)
American Samoa	174 (142,216)	554.2 (461.5,668.7)	167 (131,212)	334.7 (265.1,423.5)	-39.6 (-53.3,-26)
Cook Islands	70 (54,88)	456.8 (359.4,566.1)	48 (35,63)	243.6 (176.5,322.5)	-46.7 (-57.6,-35.5)
Guam	324 (240,441)	316.2 (247.7,404.3)	365 (267,490)	210.9 (154,286)	-33.3 (-42.7,-24.8)
Nauru	62 (46,79)	975.8 (733.1,1212.5)	41 (28,54)	591.7 (395.7,770.2)	-39.4 (-54.5,-22.1)
Niue	14 (11,17)	625.4 (475.7,769.4)	7 (5,9)	349.2 (244.7,460.2)	-44.2 (-57.6,-29.8)
Northern Mariana Islands	128 (96,165)	416.9 (336.2,514.1)	105 (79,135)	254.5 (192.3,336)	-39 (-50.1,-27.2)
Palau	71 (56,90)	613 (487.2,763.8)	70 (55,87)	375.8 (300.1,462.9)	-38.7 (-52.2,-22.6)
Tokelau	13 (10,17)	904.3 (684.5,1193.7)	5 (4,7)	410.8 (307.7,530.7)	-54.6 (-67.2,-39.1)
Tuvalu	100 (75,128)	1324.7 (975.5,1752.2)	59 (45,76)	567.6 (435.1,730.3)	-57.1 (-69.7,-39.4)
Central Asia	174813 (143587,212412)	324.2 (270.1,387.1)	160741 (126601,204693)	198 (160,246)	-38.9 (-48.1,-27.4)
Armenia	3931 (2868,5359)	127.1 (94.5,167.8)	2782 (1850,3988)	91.1 (59.1,136)	-28.4 (-43.6,-14.5)
Azerbaijan	16183 (12998,20076)	285.3 (231.6,352.1)	15681 (11998,21013)	172.4 (131.6,236)	-39.6 (-54.8,-19.6)
Georgia	13772	236	5102	125.3	-46.9

	(11501,16262)	(197,281.6)	(3991,6522)	(95.6,167.9)	(-55.6,-36.8)
Kazakhstan	40587 (32385,50665)	301.6 (238.8,378.2)	37623 (29571,46982)	221 (173.5,275.6)	-26.7 (-41,-9.4)
Kyrgyzstan	9754 (7538,12453)	263.5 (207.6,330.6)	7744 (5436,11034)	126.3 (91.5,175.8)	-52 (-60.8,-41)
Mongolia	5445 (4275,6822)	426.5 (337.6,534.8)	5112 (3851,6787)	197.2 (152.5,257.4)	-53.8 (-64.8,-35.8)
Tajikistan	11604 (9015,15151)	347.1 (265.7,450.8)	12762 (9476,17028)	224.3 (175.2,279)	-35.4 (-51.4,-17.5)
Turkmenistan	10615 (8151,13172)	384.2 (294.2,473.4)	5536 (3855,7774)	113.7 (78.8,159.2)	-70.4 (-78.3,-56.1)
Uzbekistan	62922 (48490,79005)	446.9 (347.3,553.2)	68396 (52527,88502)	265.5 (209.7,351.7)	-40.6 (-52.7,-22.4)
Central Europe	425867 (321545,569652)	317.7 (236.9,429.3)	226328 (157240,318448)	180.5 (119.9,263.9)	-43.2 (-50.5,-36.8)
Albania	7186 (5866,8891)	301.9 (248.2,364.1)	5376 (3990,6982)	165.9 (121,222.8)	-45.1 (-57,-30.2)
Bosnia and Herzegovina	9673 (6654,13670)	226.5 (158.7,317.3)	7074 (4809,9974)	189.8 (125.7,279)	-16.2 (-26.4,-7.4)
Bulgaria	21141 (15574,28268)	213.7 (153.8,294.4)	11039 (7404,15928)	149.9 (96.6,220.6)	-29.9 (-38.8,-21.5)
Croatia	15592 (11554,20822)	282.1 (206,382.4)	7981 (5381,11339)	166.3 (109,248.9)	-41 (-49.4,-33.8)
Czechia	19864 (15127,26233)	179.8 (134.4,243)	14941 (10281,20862)	133.9 (88.5,197.1)	-25.5 (-35.4,-17.4)
Hungary	25451 (19410,33619)	218.9 (162.2,296.7)	14627 (10149,20479)	143.6 (95.9,212.3)	-34.4 (-43.3,-26.6)
North Macedonia	7807 (5691,10565)	417.9 (306,561.2)	5716 (4059,7896)	234.6 (163.1,335.2)	-43.9 (-53.1,-33.2)
Montenegro	869 (569,1280)	139.1 (91.5,205.4)	946 (616,1393)	148.4 (94.7,223.3)	6.7 (-1.3,15.9)
Poland	213272 (158931,285072)	516.4 (381.6,697.3)	94665 (64842,135619)	226.4 (149.1,333.7)	-56.2 (-62.1,-50.5)
Romania	65715	260.5	36814	176	-32.4

	(48626,87952)	(190.8,354.1)	(25024,52757)	(114.2,260.6)	(-44.2,-20.4)
Serbia	24716 (19473,31463)	246 (193.1,316.5)	15683 (11886,20508)	149.2 (107.3,206.2)	-39.4 (-50.1,-29.4)
Slovakia	8679 (6393,11939)	159.3 (116,220.8)	7225 (4956,10217)	127.1 (84,186.7)	-20.2 (-29.9,-11.8)
Slovenia	5901 (4142,8135)	275.5 (191.3,384.8)	4241 (2797,6139)	187.6 (120.4,281.1)	-31.9 (-39.3,-24.7)
Eastern Europe	724349 (565591,926981)	288.5 (221.5,374.9)	260765 (184395,363884)	124.1 (84.1,182.6)	-57 (-63.6,-50.2)
Belarus	43147 (33703,55114)	366 (283.2,470.2)	15367 (10345,21798)	152.3 (100.8,222.1)	-58.4 (-67.2,-49.5)
Estonia	3730 (3049,4557)	208.2 (166.9,258.1)	1537 (1145,2026)	103.9 (72.3,147.1)	-50.1 (-59.4,-41.1)
Latvia	9526 (7454,12148)	309.4 (238.3,401.4)	2997 (2124,4115)	144 (97.4,207)	-53.4 (-62,-44.9)
Lithuania	7953 (6079,10339)	197.5 (148.6,260.2)	3561 (2535,4922)	121 (82.4,176.8)	-38.7 (-49.3,-27.9)
Republic of Moldova	9826 (7391,12868)	218.4 (164.1,285.9)	4484 (3061,6340)	120.4 (79.2,179)	-44.9 (-54.6,-35.1)
Russian Federation	523864 (415102,660889)	312.5 (244.2,399.7)	176661 (126447,243570)	118.4 (81.2,172.5)	-62.1 (-68.1,-55.7)
Ukraine	126303 (88273,173074)	227.6 (157.9,318.4)	56159 (37711,81009)	138.9 (90.2,208.9)	-39 (-47.5,-29.5)
High-income Asia Pacific	741940 (558145,981375)	409.5 (306.2,543.3)	335832 (237183,464856)	160.3 (105.9,237.6)	-60.9 (-66.9,-54.8)
Brunei Darussalam	852 (662,1075)	681.4 (534.1,818.1)	966 (719,1315)	327.5 (255.9,419.8)	-51.9 (-60.6,-41.1)
Japan	556143 (406081,752328)	401.3 (289.8,546.6)	222042 (151711,311870)	161.2 (104.8,241.8)	-59.8 (-65.1,-54.6)
Republic of Korea	173435 (132845,210584)	645.6 (465.2,764.3)	103987 (76946,139187)	178.5 (126.1,251.8)	-72.3 (-79.2,-60.8)
Singapore	11510 (8764,15034)	415.8 (319,536.9)	8838 (5943,12757)	159 (104.5,235.5)	-61.8 (-69.1,-53.7)
Australasia	120760	593.5	101067	360	-39.3

	(88983,162236)	(433.7,802.1)	(69220,144907)	(239,527.6)	(-48.2,-29.4)
Australia	96896 (71449,129113)	576.5 (421.3,775.2)	88700 (60370,126894)	373.8 (245.5,549.8)	-35.2 (-46,-22.6)
New Zealand	23865 (17124,32926)	681.7 (485.4,951.8)	12366 (8615,17552)	283.9 (193,416.2)	-58.4 (-62.1,-54.3)
Western Europe	1768804 (1290273,2415171)	396.4 (284.2,551.6)	1150103 (785822,1641190)	245.6 (162.9,361.9)	-38 (-44.3,-32.3)
Andorra	176 (120,252)	316.1 (215.9,450.1)	217 (147,316)	246 (164,361.1)	-22.2 (-29.8,-15)
Austria	31623 (23039,42774)	343.2 (246.7,472.7)	20180 (13439,29408)	212.9 (138.3,318.2)	-38 (-46.8,-29.9)
Belgium	43120 (31724,58381)	364.9 (265.7,501.5)	23702 (16433,33248)	196 (131.2,285.6)	-46.3 (-54,-38.3)
Cyprus	3095 (2175,4273)	406.7 (289,558.4)	4237 (2832,6127)	299.4 (199.2,439.9)	-26.4 (-36.6,-17.8)
Denmark	18923 (14008,25206)	318.1 (231.7,432.1)	12226 (8319,17633)	201.8 (133.4,295.3)	-36.6 (-45.1,-27.7)
Finland	16159 (11233,22817)	294.1 (201.3,422.7)	16007 (10916,22499)	250.3 (163.9,365.9)	-14.9 (-22.1,-8)
France	289899 (205938,396711)	442.7 (311.2,615.7)	195295 (132743,280865)	272.4 (180.1,401.4)	-38.5 (-46,-30.1)
Germany	390373 (299289,513744)	391.2 (295.6,523)	160821 (111735,226619)	177.2 (117.4,258.6)	-54.7 (-62.4,-47.2)
Greece	30026 (20529,43045)	253.1 (170.5,370.4)	23783 (15568,34956)	212.9 (137.8,320.6)	-15.9 (-24.9,-4.3)
Iceland	1090 (755,1541)	423.3 (292.9,595.7)	1048 (685,1564)	293.8 (189,442.9)	-30.6 (-38.2,-23.6)
Ireland	18201 (13036,24793)	490.6 (348.5,672.3)	14421 (9722,21046)	286.3 (190.4,424)	-41.6 (-48.3,-35.2)
Israel	17424 (12721,23551)	357 (261.3,481.8)	20568 (14044,29635)	216.4 (146.4,314.5)	-39.4 (-46.2,-32.4)
Italy	185488 (133570,253609)	260.1 (185,360.5)	105665 (70050,154388)	163.7 (103.9,245.6)	-37.1 (-45.8,-28.5)
Luxembourg	1998	464.2	1902	286.7	-38.3

	(1454,2764)	(332.5,649.3)	(1286,2714)	(190.6,415.2)	(-46.6,-32.3)
Malta	1582 (1096,2209)	399.6 (276.8,564.2)	1425 (941,2024)	287.1 (185.9,424.2)	-28.2 (-36.7,-19.4)
Netherlands	56489 (37082,83274)	347.8 (228.5,515.5)	53135 (34850,77424)	278.6 (178.5,410.3)	-19.9 (-29,-4.3)
Norway	28197 (20830,37569)	539.6 (390,737.1)	15879 (10652,22942)	282.9 (185.7,420.2)	-47.6 (-53.7,-42.1)
Portugal	58509 (41226,83138)	513.2 (357,726.8)	44273 (29445,64047)	364.3 (236.9,545.4)	-29 (-38.3,-18)
Spain	102579 (74288,141430)	233.7 (166.4,329.6)	99636 (69160,140373)	189.8 (126,277.1)	-18.8 (-28.8,-5)
Sweden	52973 (37183,74473)	500.6 (343.5,719.4)	33946 (22213,49834)	309.3 (197.7,464.9)	-38.2 (-44.9,-31.2)
Switzerland	30074 (21131,41582)	384.3 (267.7,544.6)	24986 (16467,36203)	268.6 (172,399)	-30.1 (-39,-20.6)
United Kingdom	389187 (274703,546054)	623.2 (433.4,880.5)	275562 (188370,395026)	387 (255.5,566.1)	-37.9 (-41.3,-34.4)
Monaco	89 (61,127)	262.5 (175,387.4)	101 (68,144)	248 (163.5,366.1)	-5.5 (-11.5,0.4)
San Marino	62 (41,89)	249.6 (165.3,368.6)	83 (56,122)	238.2 (156.3,355.5)	-4.6 (-11.3,2.7)
Southern Latin America	162383 (117151,221208)	333.8 (242.3,454.4)	190578 (130424,271189)	275.8 (188.2,399.4)	-17.4 (-26.2,-8.5)
Argentina	116515 (83460,159741)	352.5 (252.9,482.8)	137570 (93582,198020)	297.6 (200.5,433.3)	-15.6 (-25,-5.7)
Chile	31782 (22709,44409)	266 (193.1,364.4)	42644 (29418,60267)	221.6 (150.8,319)	-16.7 (-25,-8.2)
Uruguay	14080 (10980,17948)	412.6 (319.2,530.1)	10355 (7630,14023)	274 (195.8,382.2)	-33.6 (-41.2,-25.8)
High-income North America	1120060 (783832,1576500)	401.6 (276.7,570.3)	1484598 (1021841,2057307)	413 (282.5,584.4)	2.8 (-4.4,10.6)
Canada	68556 (49185,95588)	254.2 (178.8,361.3)	69838 (47224,100710)	201.9 (133.1,301)	-20.6 (-32.4,-12.6)
United States of	1051197	417.5	1414555	436	4.4

America	(733341,1478601)	(287.9,591.9)	(974634,1957880)	(298.1,616.1)	(-3.4,12.9)
Greenland	281 (208,380)	580.9 (435.3,772.3)	181 (131,248)	316.8 (225.1,441)	-45.5 (-53.1,-36.6)
Caribbean	217396 (162932,275565)	608.8 (462.1,763.9)	192996 (146202,249879)	422.8 (315.7,553.5)	-30.5 (-39.2,-21.2)
Antigua and Barbuda	173 (123,246)	283 (203.7,394.8)	216 (151,304)	270.8 (185,389.6)	-4.3 (-13,3.7)
Bahamas	810 (593,1118)	328.2 (249.1,437.9)	1008 (724,1381)	287.7 (202.9,409.2)	-12.3 (-22.2,-2.9)
Barbados	968 (727,1281)	378.7 (282.9,505.7)	999 (731,1339)	345 (240.4,483)	-8.9 (-19.1,2.1)
Belize	752 (551,1019)	361.5 (274.5,480.1)	1292 (924,1793)	313.7 (227.9,430)	-13.2 (-23.2,-3.4)
Cuba	42090 (29965,57741)	392.6 (279.2,550.1)	33006 (23467,45686)	325.9 (221.6,471.4)	-17 (-25.3,-8.9)
Dominica	324 (248,428)	435.7 (336.8,566.4)	280 (214,362)	410.4 (308.8,540.3)	-5.8 (-18.2,5.9)
Dominican Republic	36592 (27854,45465)	502 (397.2,607.9)	31385 (23320,40764)	297.9 (221.6,385.1)	-40.7 (-52.9,-28.5)
Grenada	361 (262,492)	413.6 (308,545.8)	329 (229,469)	337.9 (229.6,486.8)	-18.3 (-27.9,-9.7)
Guyana	3492 (2669,4573)	503.3 (403.3,633.6)	2952 (2180,3919)	389.6 (289.5,517.5)	-22.6 (-33.8,-11.1)
Haiti	87014 (57119,118813)	1286.3 (915.7,1690.4)	88556 (63397,116228)	737.4 (524.8,978.6)	-42.7 (-54.2,-28)
Jamaica	9802 (7173,13222)	395.5 (296.8,521.2)	7966 (5657,10947)	300.8 (210.8,425)	-23.9 (-33.6,-13.9)
Saint Lucia	689 (523,903)	531.1 (418.8,673.7)	658 (498,860)	391.1 (288.6,523.4)	-26.4 (-35.2,-18.1)
Saint Vincent and the Grenadines	400 (293,550)	366.5 (279.9,486)	340 (253,456)	311.6 (224.2,427.7)	-15 (-23.9,-6.5)
Suriname	1385 (1023,1872)	362.4 (275.9,479.1)	1636 (1190,2217)	291.7 (210,401.6)	-19.5 (-28.6,-10.3)
Trinidad and	4621	405.7	3668	280.5	-30.9

Tobago	(3771,5756)	(339.1,493.6)	(2714,4901)	(201.6,389)	(-43.4,-16.9)
Bermuda	168 (123,227)	302.2 (216.9,414.3)	128 (89,181)	254.9 (166,381)	-15.6 (-27,-5.4)
Puerto Rico	20029 (14446,27584)	557.5 (400.4,766.5)	11604 (8135,16141)	382.7 (253.7,557.4)	-31.4 (-39.6,-23.4)
Saint Kitts and Nevis	157 (117,212)	380.9 (288.2,503.5)	148 (102,208)	275.3 (186.6,396)	-27.7 (-38.8,-17.5)
United States Virgin Islands	327 (246,443)	317.5 (242.4,426.3)	286 (215,380)	277.1 (194.4,392.7)	-12.7 (-23.9,-2.7)
Andean Latin America	183661 (131155,246268)	396.4 (290.6,521.9)	121611 (78553,185551)	192.3 (124.9,291.9)	-51.5 (-62.1,-39.5)
Bolivia (Plurinational State of)	45257 (29287,64151)	556.3 (390.3,751.5)	28563 (19505,40944)	227.7 (160.5,320.1)	-59.1 (-71,-44.4)
Ecuador	46458 (31764,62289)	381.8 (268.4,501.3)	30722 (19606,47864)	174.7 (112,270.8)	-54.3 (-65.8,-37.8)
Peru	91945 (63881,128009)	353.2 (253.1,482.1)	62325 (39485,96673)	189.8 (119.9,295.3)	-46.3 (-58.9,-33.4)
Central Latin America	529081 (405211,699805)	337.7 (271.2,429.3)	403923 (283108,574650)	166.1 (116.3,237.5)	-50.8 (-58.7,-43.1)
Colombia	90058 (65357,124850)	298 (227.6,395.4)	68843 (45646,101423)	153.1 (100.6,230.3)	-48.6 (-57.2,-40.7)
Costa Rica	10400 (7080,14990)	346.1 (244.5,481.5)	11233 (7626,16170)	248.3 (165.9,364.9)	-28.3 (-36.8,-19.9)
El Salvador	35687 (25820,47340)	644.2 (485.4,825.4)	16627 (11631,23503)	268.2 (188,376.9)	-58.4 (-66.7,-48.7)
Guatemala	61770 (45391,76484)	680.4 (522.2,817.7)	31633 (22429,44389)	184.4 (136.2,249.6)	-72.9 (-79.2,-63.6)
Honduras	35149 (25655,45356)	647.5 (492.3,806.5)	27762 (19766,37524)	306.8 (221.3,402.6)	-52.6 (-63.1,-40.8)
Mexico	210448 (160471,281254)	285.4 (232.4,358.3)	172041 (120406,249530)	142.9 (100,206.6)	-49.9 (-58.1,-41.4)
Nicaragua	18974 (13891,25274)	434.6 (336.7,554.4)	12925 (8932,18681)	206.2 (147.2,289)	-52.6 (-60.8,-43.5)

Panama	8526 (6244,11493)	342.7 (258.6,453.3)	9095 (6300,12865)	220.7 (152.5,312.8)	-35.6 (-45.7,-25.1)
Venezuela (Bolivarian Republic of)	58069 (42469,80256)	292.9 (222,394.8)	53765 (37501,75761)	197.7 (136,282.6)	-32.5 (-41.7,-23.8)
Tropical Latin America	535740 (379824,768918)	340.1 (250.7,473.5)	465996 (321847,685484)	227.3 (154.5,339.9)	-33.2 (-40.7,-26.5)
Brazil	524951 (372391,753508)	343.1 (253.1,477.4)	448965 (310381,661636)	226.7 (154.2,339)	-33.9 (-41.3,-27.2)
Paraguay	10789 (7416,15568)	242.4 (174.2,337.9)	17030 (11265,25471)	250 (167,370.7)	3.1 (-7.8,13.7)
North Africa and Middle East	1524354 (1244481,1826907)	618.1 (513.7,757.6)	1677783 (1318052,2122631)	324.2 (259.2,397.5)	-47.6 (-56,-39.1)
Algeria	90377 (71285,113539)	560.2 (434.5,703.3)	100735 (77473,131488)	275.6 (213.6,354.2)	-50.8 (-61.5,-37.3)
Bahrain	1558 (1259,1968)	497 (415.8,600.1)	2737 (2048,3699)	234.1 (179,310.4)	-52.9 (-62.1,-43.4)
Egypt	344227 (273802,410983)	826 (662.2,993.5)	329754 (248869,426179)	427.6 (321.7,554.6)	-48.2 (-59.7,-35.3)
Iran (Islamic Republic of)	200080 (159763,248232)	529.3 (431,652)	178733 (141139,230621)	232.3 (185,299.3)	-56.1 (-64.9,-47.5)
Iraq	67949 (53875,85199)	543.2 (438.3,661.7)	88873 (65706,119965)	255.9 (197.6,329.5)	-52.9 (-62.2,-42.5)
Jordan	9784 (7325,13300)	369.1 (293.4,460.6)	22670 (15491,32674)	212.3 (151.1,293.6)	-42.5 (-53.7,-30.4)
Kuwait	4160 (3043,5748)	299.5 (230.1,388.5)	7773 (5138,11225)	193.6 (128.8,279)	-35.4 (-46.8,-23.6)
Lebanon	12523 (9551,15986)	475.4 (368.3,607.4)	14283 (10620,18865)	277.3 (205.8,366)	-41.7 (-55.5,-27.7)
Libya	13366 (10141,17361)	464.1 (353.3,589.5)	17393 (13105,22497)	298.1 (226.9,386.8)	-35.8 (-49.8,-18.7)
Morocco	93676 (72706,120107)	540.9 (422.6,734.4)	107938 (83304,135378)	336.9 (263.9,424.5)	-37.7 (-50.8,-23.9)
Palestine	5707	413.6	9079	227.2	-45.1

	(4278,7514)	(317.1,524.5)	(6532,12744)	(175.6,296.4)	(-56.7,-31.3)
Oman	2763 (1813,4143)	160.3 (112.3,224)	7004 (4433,10629)	169.9 (110.3,252.5)	6 (-10.9,24)
Qatar	788 (576,1086)	235 (173.1,318.7)	3684 (2461,5454)	160.9 (109.3,230.9)	-31.5 (-47.4,-18)
Saudi Arabia	39716 (30157,52261)	416.2 (308.3,573.1)	62888 (48237,81570)	228.3 (179.7,290.5)	-45.1 (-63.3,-22.5)
Syrian Arab Republic	55133 (45092,67419)	627 (504,770.3)	49560 (39102,62444)	383.1 (305,480.9)	-38.9 (-53.4,-20.1)
Tunisia	27407 (21872,35101)	426.3 (340.8,554.8)	29858 (22707,38757)	255.8 (192.7,333.9)	-40 (-53.9,-26)
Turkey	214973 (165138,281292)	435.2 (338.4,553.3)	203951 (147952,277543)	253.5 (182.6,347.1)	-41.7 (-53.6,-31.2)
United Arab Emirates	11271 (8436,15311)	1061.8 (784.4,1506)	46367 (32309,66889)	554.1 (397.5,778.3)	-47.8 (-59.7,-31.5)
Yemen	80746 (59122,105899)	1033.3 (719.3,1502.7)	107152 (82283,139677)	531.2 (404.6,689.1)	-48.6 (-62.8,-28.2)
Afghanistan	105484 (76397,136749)	1246.6 (870,1671.3)	153145 (115193,198999)	729.3 (523.1,970.1)	-41.5 (-54.1,-26.6)
Sudan	141641 (101448,184017)	970.2 (657,1386)	132501 (95277,175172)	464.3 (335,638.6)	-52.1 (-61.5,-38.3)
South Asia	6105862 (4284553,8208067)	935.8 (632.7,1352)	6907586 (5205633,8695263)	472 (350.5,601.2)	-49.6 (-59.1,-39.4)
Bangladesh	530595 (398570,695694)	870.6 (632.1,1225.4)	336581 (253569,491856)	243.4 (181.9,362.6)	-72 (-80.2,-57.4)
Bhutan	2700 (1678,4071)	839.5 (514.8,1398.1)	2004 (1450,2871)	341.8 (247.8,490.2)	-59.3 (-72.2,-38.7)
India	4946070 (3335325,6747399)	977.2 (630.5,1427.6)	5838765 (4244934,7429628)	498.5 (357.5,639.8)	-49 (-59.3,-38.2)
Nepal	149258 (94001,199509)	1429.5 (877.4,2060.3)	165507 (108363,230018)	741 (482.3,1040.9)	-48.2 (-62.6,-31.2)
Pakistan	477239 (367948,660567)	700.4 (510,1039)	564729 (453492,709475)	414.8 (330.1,544.5)	-40.8 (-55.1,-22.1)
Central Sub-	365254	920.1	479544	572.9	-37.7

Saharan Africa	(258843,452881)	(640.2,1325.5)	(341410,658749)	(389.2,908)	(-51.2,-21.3)
Angola	77300 (55991,104121)	1015.4 (742.6,1386.6)	91586 (67635,117202)	449.9 (338.2,600.9)	-55.7 (-65.8,-42.7)
Central African Republic	23404 (16771,29743)	1277.2 (883.1,1818.1)	33206 (22905,46078)	985 (641.6,1640.9)	-22.9 (-42.1,2.6)
Congo	15281 (11762,19737)	956 (702.9,1382.3)	17377 (12767,22648)	457.9 (334,597.6)	-52.1 (-63.9,-36.2)
Democratic Republic of the Congo	241368 (167618,315851)	873.5 (584,1305.2)	330098 (227077,486932)	605.3 (386.9,1036.2)	-30.7 (-48.3,-8.1)
Equatorial Guinea	3294 (2296,4278)	1092.6 (739.4,1657.3)	3055 (2104,4292)	329.1 (225.9,516.3)	-69.9 (-79.9,-54.9)
Gabon	4608 (3551,5712)	627.6 (481.7,801.5)	4223 (3112,5476)	307.1 (230.4,392.6)	-51.1 (-63.3,-35.3)
Eastern Sub-Saharan Africa	1228194 (961250,1495573)	790.4 (622.1,947.5)	1450564 (1120595,1856696)	450.9 (356.4,582.8)	-43 (-50.8,-31.8)
Burundi	55095 (37754,74435)	1171.6 (825.7,1498.8)	53167 (38665,73604)	590.5 (423.1,865.4)	-49.6 (-62.8,-30.5)
Comoros	2722 (1546,3793)	734.2 (446.7,1001.4)	2603 (1951,3391)	418.3 (319.3,543)	-43 (-57.1,-6.6)
Djibouti	2405 (1788,3196)	654.8 (480.4,845.7)	3729 (2643,4931)	380 (264.6,497.4)	-42 (-54.2,-25.7)
Eritrea	23890 (16456,31724)	1046.5 (722.1,1349.6)	27914 (20649,36723)	566.1 (412.6,744.5)	-45.9 (-58.3,-27.1)
Ethiopia	315569 (222614,393205)	804.4 (595.6,999.1)	257986 (196330,339515)	314 (245.4,431.6)	-61 (-69.1,-44.3)
Kenya	75338 (56426,99647)	456.6 (327.2,682.6)	129123 (94816,180149)	347.8 (251.6,523.6)	-23.8 (-34.8,-11.4)
Madagascar	148679 (120822,180648)	1317.2 (1084.3,1569.4)	168468 (128492,217803)	783.8 (593.1,1003.6)	-40.5 (-51.9,-27)
Malawi	52596 (36843,70072)	644.9 (482.1,791.2)	57674 (43990,75180)	411 (317,522.1)	-36.3 (-49.8,-16.3)
Mozambique	75192 (52647,102538)	631.4 (464.2,788.3)	105284 (78682,135903)	469.5 (359.8,600.1)	-25.6 (-41.4,-4.1)

Rwanda	85844 (61935,111542)	1430.3 (1064.2,1804.8)	67353 (48880,90616)	637.6 (471.8,860)	-55.4 (-65.1,-39.8)
Somalia	65284 (42058,88797)	1201.8 (757.4,1627.7)	112049 (77922,162913)	816 (540.3,1313.4)	-32.1 (-48.4,-9.1)
United Republic of Tanzania	134353 (103621,172519)	604 (472.4,742.7)	227460 (167651,300831)	455.7 (347.1,587)	-24.6 (-37.1,-10.1)
Uganda	111661 (78565,147702)	784.9 (540.3,1064.4)	154512 (114191,206703)	482.3 (364.4,648.8)	-38.6 (-51.9,-19.6)
Zambia	39897 (28492,52688)	643.4 (505,777)	47524 (36795,60497)	365.4 (285.1,457.5)	-43.2 (-56.1,-26.1)
South Sudan	38767 (27015,52909)	770.6 (547,994.5)	34557 (25851,46294)	466 (343.4,659.7)	-39.5 (-53.9,-20)
Southern Sub-Saharan Africa	293689 (250064,349249)	744.9 (640.2,871.8)	298971 (249019,366217)	446.5 (378.5,530.7)	-40.1 (-48.9,-31.6)
Botswana	6945 (5061,9401)	908 (656.2,1252.6)	8548 (5978,11451)	479.5 (335.4,639.3)	-47.2 (-66.4,-23.8)
Lesotho	11034 (7318,16937)	921.2 (597.6,1432.6)	12086 (8029,17091)	792.6 (527,1135.2)	-14 (-44,29.2)
Namibia	8057 (5871,11015)	900.6 (659,1275)	7388 (5573,9542)	429.4 (328.2,551.8)	-52.3 (-65.6,-31.8)
South Africa	228742 (192890,275224)	756.2 (643.8,891.5)	209098 (169509,265380)	414.4 (342.3,518.4)	-45.2 (-51.7,-37.8)
Eswatini	4842 (3713,6217)	1026.8 (783.6,1366.1)	5235 (4002,6617)	653.4 (501.3,834.4)	-36.4 (-53.6,-12.5)
Zimbabwe	34070 (28550,39917)	640.1 (536.6,742.4)	56616 (40569,75382)	631.8 (442,844.1)	-1.3 (-29.6,30.6)
Western Sub-Saharan Africa	934430 (771817,1103902)	704.2 (582.6,830.7)	1340150 (1080864,1670430)	425.2 (354,508.8)	-39.6 (-48.1,-29.7)
Benin	26060 (20666,31822)	834.1 (656.6,1018.2)	38634 (29284,50621)	457.4 (352.5,589.6)	-45.2 (-56.7,-29.1)
Burkina Faso	39695 (30394,50383)	548.4 (436.7,662.1)	66573 (50923,86897)	389.5 (311.8,483.7)	-29 (-43.2,-11.9)
Cameroon	48518 (39383,58616)	760.4 (624.5,913.5)	76875 (57784,99462)	395.8 (301.8,514.7)	-47.9 (-61,-29.2)

Cabo Verde	1497 (1055,1807)	559.4 (379.5,667)	1123 (876,1435)	224.2 (176,283.7)	-59.9 (-70,-32.8)
Chad	34125 (26017,43350)	852.9 (645.6,1100.2)	56303 (43375,71511)	563 (436.2,720)	-34 (-48.7,-12.5)
Côte d'Ivoire	56170 (44146,69227)	792.8 (620.8,964.8)	80170 (60968,102255)	444.6 (353,555.6)	-43.9 (-56.5,-28)
Gambia	4220 (3154,5494)	729.6 (547.6,944.7)	6881 (5142,8786)	478.3 (365.2,607.3)	-34.4 (-52.1,-10)
Ghana	64240 (43138,79170)	669.9 (447.8,817.8)	92271 (65882,116018)	408.2 (292.6,512.9)	-39.1 (-53.9,-21.4)
Guinea	44062 (35175,53924)	945.4 (748.6,1157.9)	54345 (41602,69593)	622.8 (485.4,780.6)	-34.1 (-49,-15.8)
Guinea-Bissau	8015 (6169,10008)	1290.2 (1011.2,1587.9)	7901 (6146,9913)	675.6 (521.9,841.5)	-47.6 (-61.1,-30.3)
Liberia	10128 (7620,13053)	586.9 (470.4,708.1)	11003 (7890,14832)	321.8 (236.5,432.5)	-45.2 (-58.9,-27.1)
Mali	52572 (41056,63362)	979.2 (688.4,1202.1)	77598 (57560,103189)	602.8 (429.4,813.3)	-38.4 (-52.7,-19.7)
Mauritania	11168 (8424,13855)	805.5 (607.4,987.2)	11761 (8592,15663)	376 (280.8,481.5)	-53.3 (-63.5,-39.5)
Niger	53954 (39946,68550)	996.4 (749,1252)	85130 (61579,113712)	572.4 (412.7,780.6)	-42.6 (-56.4,-24.4)
Nigeria	401313 (315839,498448)	613.2 (484.6,760.1)	573192 (431716,739975)	375.8 (297.4,460.3)	-38.7 (-50.1,-25.1)
Sao Tome and Principe	962 (763,1159)	1130.8 (908.5,1362.8)	1000 (765,1259)	723.7 (550.2,907.4)	-36 (-51.5,-16.4)
Senegal	37610 (28973,45884)	768 (589.6,940.1)	43109 (32903,55927)	412.4 (323.4,524.4)	-46.3 (-59.9,-28.9)
Sierra Leone	21831 (16131,27890)	796.9 (596.6,986.2)	28664 (21537,36841)	490.7 (378.4,626.4)	-38.4 (-53,-17.7)
Togo	18256 (14774,22474)	847.1 (680,1037.9)	27595 (20937,35929)	496.9 (380.4,632.5)	-41.3 (-54.2,-25.1)

AD=atopic dermatitis. DALYs=disability-adjusted life-years. SDI=socio-demographic index.

95% UI=95% uncertainty interval.

Table S4. Years lived with disabilities of asthma in 1990 and 2019 for both sexes and percentage change in age-standardized rates by location.

YLDs of Asthma	1990		2019		Percentage change in age-standardized rates between 1990 and 2019
	Counts (95% UI)	Rate (95% UI)	Counts (95% UI)	Rate (95% UI)	
Global	8832453 (5776183,13071581)	173.6 (114.2,254.4)	10196265 (6654649,15061355)	133 (86.9,197)	-23.4 (-26.6,-20.2)
High SDI	2743830 (1801580,3993207)	323.1 (211.5,475.4)	2645687 (1737984,3845124)	267.9 (175.4,393.6)	-17.1 (-20.3,-13.6)
High-middle SDI	1847585 (1213465,2736002)	164.2 (107.8,242.9)	1662846 (1084433,2474001)	121.8 (77.6,185.5)	-25.8 (-31.1,-21.3)
Low SDI	804727 (514369,1177033)	154.3 (101.8,224.7)	1490133 (953066,2217091)	134.1 (87.3,196.7)	-13.1 (-16.4,-9.7)
Low-middle SDI	1271486 (820137,1884191)	120.9 (79.3,177.3)	1753886 (1153117,2593813)	104.4 (68.4,154.2)	-13.7 (-17.4,-10.5)
Middle SDI	2157954 (1367358,3251350)	127.6 (82.7,189.1)	2635538 (1708971,3945783)	115 (74.2,172.5)	-9.9 (-13,-6.7)
East Asia	1071647 (669997,1654236)	92.6 (58.4,140.9)	1038961 (660804,1569073)	80.3 (49.6,125)	-13.3 (-17.7,-9.3)
China	1010438 (629908,1566852)	90.2 (56.6,137.7)	971498 (615815,1472285)	78.3 (48.4,122.2)	-13.2 (-17.7,-9.4)
Democratic People's Republic of Korea	30020 (18972,44570)	150.5 (95.8,225.9)	38743 (25203,56801)	144.7 (93.5,213)	-3.9 (-21.2,5.3)
Taiwan (Province of China)	31189 (19862,46589)	164.7 (105.6,245)	28720 (18574,42055)	134.1 (83.9,204.4)	-18.6 (-30.8,-2.2)
Southeast Asia	658642 (421895,974195)	145.4 (95.1,214.3)	877636 (575056,1288692)	134.5 (87.6,198.5)	-7.5 (-10.6,-4.3)
Cambodia	8974 (5660,13619)	84.4 (55.1,122.3)	15194 (9754,22903)	93.9 (61,140.5)	11.3 (3.3,20.6)
Indonesia	263889 (169434,390748)	147.9 (96.2,217.8)	340823 (222113,496943)	134.4 (87.5,197.4)	-9.1 (-12.8,-4.8)
Lao People's Democratic Republic	4117 (2602,6133)	93.9 (60.1,136.6)	5812 (3685,8616)	83.8 (53.7,123.5)	-10.8 (-17.4,-3.8)
Malaysia	20870	129.9	31240	103.4	-20.4

	(13460,30947)	(85.9,189.1)	(20152,46769)	(66.2,156.9)	(-30,-9.2)
Maldives	356 (227,529)	141.6 (92.3,204.5)	437 (271,665)	95.8 (59.3,145.8)	-32.3 (-43.5,-19.6)
Myanmar	33088 (21451,48597)	84.4 (55.4,122.8)	41614 (27312,60510)	78.4 (51.8,113.8)	-7.1 (-13.3,-0.8)
Philippines	156745 (97436,237527)	230.2 (148.6,341.4)	206681 (132733,308100)	182.2 (117.5,269.9)	-20.8 (-22.9,-18.8)
Sri Lanka	20918 (13765,30661)	138.9 (92.1,200.3)	30481 (20107,44301)	135.6 (88.8,199.1)	-2.4 (-9.3,6.2)
Thailand	78695 (51017,116057)	151.8 (99.4,220.8)	89857 (58587,134199)	134.4 (85.6,201.5)	-11.5 (-19.8,-2.4)
Timor-Leste	1043 (653,1544)	123.2 (80.1,180.2)	1570 (1020,2299)	113.6 (74.8,166)	-7.8 (-14.7,-0.7)
Viet Nam	67354 (42754,100221)	101.5 (66,148.9)	111383 (72971,165959)	120.9 (78.9,180.7)	19.1 (12.1,27.2)
Mauritius	1648 (1065,2405)	163.3 (106.5,235)	1299 (855,1867)	108.5 (70,160.7)	-33.5 (-39.9,-26.7)
Seychelles	70 (45,105)	97.3 (63.4,143.8)	94 (61,139)	97.5 (62.5,145.6)	0.2 (-6.9,7.3)
Oceania	12319 (8003,18055)	210.3 (138.7,304.4)	20740 (13545,30095)	165 (108.9,236.4)	-21.6 (-24.9,-18)
Fiji	1233 (801,1825)	184.9 (122,269)	1134 (737,1640)	127 (82.5,183.2)	-31.3 (-36.1,-26.3)
Kiribati	179 (119,260)	259.9 (172.8,372)	206 (136,300)	184 (121.4,268.4)	-29.2 (-32.5,-25.5)
Marshall Islands	65 (42,95)	151.4 (100.7,216.9)	66 (41,100)	117.3 (73.7,174.5)	-22.5 (-32.6,-11.3)
Micronesia (Federated States of)	148 (96,219)	151 (100.1,220.2)	124 (78,184)	122.9 (77,182.1)	-18.6 (-29.2,-6.7)
Papua New Guinea	8533 (5574,12481)	232.8 (153.3,333.1)	16178 (10559,23599)	177 (117.8,252.1)	-24 (-27.6,-20.1)
Samoa	216 (138,322)	137.8 (89.1,202.3)	246 (154,372)	115.4 (73.1,170.3)	-16.2 (-24.8,-4.3)
Solomon Islands	477	152	872	135.3	-11

	(309,704)	(100.4,215.2)	(545,1327)	(86.4,199.3)	(-21.9,-0.3)
Tonga	167 (105,251)	175.6 (113.8,260.6)	150 (92,228)	143.3 (90.3,215.6)	-18.4 (-25.9,-5.5)
Vanuatu	194 (123,286)	133.4 (88.1,191.6)	352 (207,573)	118.9 (69.2,190.6)	-10.9 (-33,9.2)
American Samoa	66 (41,101)	136.2 (85.3,205.5)	73 (41,112)	130.6 (73.9,200.3)	-4.1 (-21.2,11.9)
Cook Islands	30 (18,47)	156.4 (92.3,240.4)	25 (14,38)	140.6 (82.2,216)	-10.1 (-17.6,4.2)
Guam	209 (126,327)	157.2 (93.9,242.6)	224 (131,348)	133.4 (79.7,207.6)	-15.1 (-20.8,-9.2)
Nauru	14 (9,21)	136.1 (88.8,197.7)	13 (8,21)	128.6 (78,198.2)	-5.6 (-23.6,10.5)
Niue	3 (2,5)	139.4 (84.9,207.7)	2 (1,3)	137.1 (80.2,210.3)	-1.6 (-16.9,11.4)
Northern Mariana Islands	66 (41,102)	159.1 (98.5,243.8)	55 (31,84)	140.6 (83.9,216.3)	-11.6 (-20.6,4.2)
Palau	24 (15,35)	160 (103.4,235.7)	22 (14,33)	130 (83.8,192.8)	-18.8 (-23.6,-12.7)
Tokelau	2 (1,4)	132.4 (77.3,209.9)	2 (1,3)	134.4 (76.3,207.5)	1.5 (-17.3,27.9)
Tuvalu	11 (7,17)	121.4 (79.5,176.6)	16 (9,24)	132.8 (74.4,207.1)	9.4 (-22,29)
Central Asia	67822 (43881,100754)	104.6 (68.7,153.5)	81502 (52446,123038)	89.2 (57.5,134.5)	-14.7 (-21.3,-8.2)
Armenia	2566 (1604,3919)	76.4 (48.2,115.8)	2433 (1498,3661)	82.5 (51,126.8)	8 (-5.7,18.4)
Azerbaijan	5825 (3732,8819)	82.8 (53.5,122.7)	7475 (4757,11253)	77.1 (49.7,116.8)	-6.8 (-13.9,1.2)
Georgia	4540 (2941,6736)	82.2 (53.5,123.1)	2708 (1704,4057)	77.2 (48,118.4)	-6 (-18.3,7.1)
Kazakhstan	9835 (6272,14697)	62.2 (40.3,92)	11260 (7165,17229)	62.4 (39.7,95)	0.2 (-9.5,10.1)
Kyrgyzstan	5522	133.8	6170	95.1	-28.9

	(3539,8234)	(87.2,197.1)	(3890,9435)	(60.7,144.4)	(-36.9,-20)
Mongolia	1871 (1190,2825)	100.7 (66.5,146.5)	2641 (1677,3973)	82.6 (53.3,122.9)	-17.9 (-25.3,-10.4)
Tajikistan	4816 (3056,7301)	101.1 (66.3,147.1)	7700 (4856,11857)	88.3 (56.6,131.9)	-12.7 (-20.5,-4.7)
Turkmenistan	3981 (2578,5905)	114.8 (74.9,166.4)	4025 (2451,6182)	79.4 (48.5,122.6)	-30.8 (-44.8,-21.3)
Uzbekistan	28866 (18503,43105)	165 (108.1,240.6)	37090 (23819,55987)	119 (76.6,177)	-27.9 (-35.1,-20.2)
Central Europe	291214 (188909,430839)	223.4 (144.2,331.8)	194908 (124744,286828)	164.6 (104.4,248.1)	-26.3 (-32.1,-20.8)
Albania	3117 (2002,4707)	101.3 (65.9,150)	3085 (1962,4589)	110.7 (69.7,170)	9.3 (-2.2,23.4)
Bosnia and Herzegovina	7884 (4983,11743)	178.4 (113.8,264.7)	6153 (3916,9060)	173.8 (109.5,263.6)	-2.6 (-9,3.8)
Bulgaria	15222 (9725,22379)	163.2 (104.3,243.3)	10037 (6414,14924)	141.7 (88.8,211.7)	-13.1 (-20.7,-4.5)
Croatia	10876 (6959,16050)	204.6 (131.2,304.6)	7165 (4640,10483)	156.8 (100,239.6)	-23.4 (-30.9,-16.8)
Czechia	12765 (8094,18920)	123.2 (77.1,183.9)	12577 (7964,18480)	119.7 (74.9,182.7)	-2.8 (-9.8,3.7)
Hungary	17253 (11092,25494)	158.2 (101.5,236.6)	12401 (7961,18303)	130 (81.9,196.5)	-17.8 (-25.1,-10.5)
North Macedonia	5220 (3203,7806)	268.6 (163.1,401.5)	4709 (3058,6978)	200.8 (129.8,301.1)	-25.2 (-36.5,-9.4)
Montenegro	802 (501,1205)	128.1 (80.4,193.4)	887 (556,1330)	142 (88,217.2)	10.8 (2.4,20.2)
Poland	152142 (98403,223710)	374.7 (241.4,553.5)	85211 (54871,125750)	211.9 (134.2,319.6)	-43.5 (-49.4,-37.5)
Romania	43067 (26862,64099)	176.1 (110.7,266.8)	32565 (20672,48415)	164 (102.9,246.3)	-6.9 (-16.8,4.8)
Serbia	11833 (7751,17308)	123.7 (80.8,182.1)	10011 (6509,14732)	111.4 (71.2,169.1)	-9.9 (-15.9,-3.8)
Slovakia	6230	117	6182	114.4	-2.2

	(3978,9370)	(73.9,177)	(3895,9051)	(71.7,173.3)	(-9.6,5.6)
Slovenia	4802 (3060,7018)	229 (146,338.2)	3925 (2514,5842)	179.5 (113.9,273.6)	-21.6 (-28.8,-14.7)
Eastern Europe	435997 (285731,633846)	182.9 (119.3,268.5)	208600 (133815,310804)	107 (67.3,164.8)	-41.5 (-47.2,-36)
Belarus	23184 (14707,33642)	208.8 (133,306.8)	12706 (8173,18816)	134.4 (85.4,203.4)	-35.7 (-43.3,-27.1)
Estonia	1761 (1143,2562)	109.2 (70.2,159.7)	1013 (660,1478)	81.9 (51.6,123.5)	-25 (-34.9,-15)
Latvia	5465 (3532,7945)	190.8 (122.4,279.1)	2341 (1526,3407)	125.3 (79.4,188.9)	-34.3 (-43.9,-24)
Lithuania	4887 (3142,7156)	127.6 (81.7,189.7)	2855 (1847,4192)	107 (68.6,162.3)	-16.1 (-26.3,-4.3)
Republic of Moldova	6321 (4093,9337)	140.9 (91.5,208.2)	3814 (2368,5709)	108.4 (67.1,167.4)	-23.1 (-32.9,-15.1)
Russian Federation	296678 (193735,429846)	185.3 (120.6,271.1)	136373 (87496,202751)	99.3 (62.5,152.2)	-46.4 (-52.2,-40.8)
Ukraine	97703 (63231,143951)	184 (118.3,276.5)	49499 (31615,74294)	127.7 (79.1,197.9)	-30.6 (-37.5,-23.8)
High-income Asia Pacific	504225 (331665,735259)	281.3 (182.9,413.1)	278146 (180982,410133)	147.5 (92.9,225.6)	-47.6 (-53.4,-41.6)
Brunei Darussalam	434 (275,661)	214.9 (136.7,314.5)	691 (437,1047)	187.7 (120.7,278.7)	-12.7 (-21.7,-6.6)
Japan	431226 (282136,627107)	316.8 (206.4,464.1)	195856 (126879,288578)	152.4 (96.2,233.3)	-51.9 (-56.8,-47)
Republic of Korea	65188 (41366,96918)	172.5 (111.6,253.5)	73798 (47864,109083)	141.3 (88.8,212.9)	-18 (-30.3,-5.3)
Singapore	7377 (4809,10830)	260.5 (171.8,379.2)	7801 (4980,11725)	144.9 (90.6,221.4)	-44.4 (-52.3,-33.1)
Australasia	94250 (62848,135017)	473.3 (315.5,679.3)	89861 (57853,133500)	329.5 (209.2,497.4)	-30.4 (-40.8,-18.2)
Australia	75285 (50023,107117)	459.3 (305.7,657.3)	79385 (51013,118054)	344.3 (217.4,519)	-25 (-37.8,-8.9)
New Zealand	18964	547	10475	248.3	-54.6

	(12234,27932)	(352.4,817)	(6741,15654)	(158.2,378.3)	(-58.8,-49.7)
Western Europe	1391090 (913134,2025432)	322.2 (208.3,476.8)	1039234 (673606,1534375)	230.1 (147,347.2)	-28.6 (-34.5,-22.7)
Andorra	149 (95,224)	267.1 (171.7,399.7)	197 (126,294)	228.9 (145.7,342.9)	-14.3 (-20.9,-8.3)
Austria	23667 (15229,34472)	270.8 (173.5,399.2)	18851 (12186,28169)	204 (129,308.8)	-24.7 (-33.2,-15.3)
Belgium	32128 (20919,47282)	280.7 (181.6,415.5)	20882 (13599,30574)	179.9 (114,269.9)	-35.9 (-44.6,-25.9)
Cyprus	2352 (1495,3517)	296.1 (188.7,447.5)	3839 (2433,5741)	276 (175.3,417.3)	-6.8 (-14.4,1.1)
Denmark	13799 (9010,19786)	243.8 (158.9,355.6)	10911 (7061,16395)	187.2 (118.9,282)	-23.2 (-32.5,-12.6)
Finland	13984 (9062,20716)	260.3 (167.2,387.8)	14569 (9458,21180)	237.1 (149.9,351.4)	-8.9 (-16.6,-1.6)
France	240366 (157482,347446)	374.2 (243.7,546.5)	177570 (115087,262940)	256.2 (163.9,384.2)	-31.5 (-39.4,-22.3)
Germany	253847 (166179,371686)	270.4 (177.5,398.5)	138691 (89214,205292)	162.3 (102.5,243.9)	-40 (-48.5,-30.4)
Greece	26546 (17081,39651)	227.9 (144.8,344.2)	22692 (14491,33767)	207 (131.7,315)	-9.2 (-18.8,4.3)
Iceland	949 (614,1404)	371.5 (240.1,545.8)	993 (626,1505)	282 (177.1,430.7)	-24.1 (-32.1,-16.6)
Ireland	14646 (9381,21298)	397.6 (253.6,578.1)	13331 (8593,19932)	268.5 (171.9,406.5)	-32.5 (-38.8,-25.3)
Israel	12635 (8124,18670)	257.4 (164.8,376.9)	18159 (11636,27085)	194.1 (123.9,289.5)	-24.6 (-31.3,-17.9)
Italy	149335 (97750,217596)	215.1 (140.3,315.8)	98061 (62248,146032)	157.4 (97.5,239.1)	-26.8 (-36,-17.3)
Luxembourg	1495 (961,2245)	361.7 (232.2,543.3)	1710 (1098,2518)	264.5 (169.2,393.4)	-26.9 (-37.6,-20.2)
Malta	1373 (897,2013)	348.8 (228.1,513.2)	1339 (859,1938)	275.4 (173.6,412)	-21 (-29.5,-11.8)
Netherlands	51019	316.9	51128	270.8	-14.5

	(31671,77868)	(197.3,484.1)	(32936,75233)	(170.4,403.4)	(-23.9,3.8)
Norway	21579 (14248,30990)	434.4 (284.3,633.7)	14377 (9217,21475)	265.6 (168.8,402.9)	-38.9 (-44.5,-33.4)
Portugal	48351 (31245,72600)	430.9 (276.7,648.1)	42157 (27225,61834)	354.4 (227,533.1)	-17.8 (-27.4,-5.4)
Spain	78175 (50132,116512)	184.6 (117.3,279.4)	85779 (55263,126558)	175 (111.6,261.2)	-5.2 (-16.5,11.7)
Sweden	45450 (29826,66699)	442.3 (285,661.8)	31731 (20080,47823)	296.5 (185.3,452.7)	-33 (-39.5,-25.8)
Switzerland	24620 (15749,35919)	326.3 (208.5,484.3)	23442 (14859,34648)	258.5 (162.3,389.1)	-20.8 (-30,-10)
United Kingdom	333336 (219694,490741)	543.2 (352.5,801.2)	247751 (159971,366996)	356.5 (224.9,536.7)	-34.4 (-37.5,-30.8)
Monaco	78 (51,116)	241.7 (152.6,365.4)	92 (59,136)	235.2 (150.2,352.2)	-2.7 (-8.5,4)
San Marino	56 (35,84)	230.6 (145.1,349.9)	76 (48,116)	225.4 (143.6,345.6)	-2.3 (-8.4,4.6)
Southern Latin America	127338 (82883,187278)	259.7 (169.2,382.9)	171365 (111147,252178)	251.1 (162.2,374.1)	-3.3 (-12,6.1)
Argentina	93242 (60491,136340)	280.9 (181.7,411.5)	125400 (81026,186217)	273.5 (176,409)	-2.7 (-12.4,8)
Chile	25504 (16628,38395)	206.2 (136.5,308.3)	38037 (24690,55839)	201.4 (131,299.2)	-2.3 (-11,7.3)
Uruguay	8586 (5729,12392)	260.6 (172.6,378.2)	7920 (5214,11570)	221.1 (144.6,327)	-15.2 (-23.1,-7.4)
High-income North America	960383 (624772,1413476)	349.5 (225.3,518.1)	1360905 (900873,1942747)	383.4 (252.9,555)	9.7 (1.1,19.4)
Canada	55618 (36240,83062)	211 (135.4,318.4)	64080 (41695,95040)	190.2 (121.7,289)	-9.9 (-25.6,-1.3)
United States of America	904547 (587168,1330724)	364.3 (235,538.6)	1296659 (857411,1849880)	404.4 (265.6,584.8)	11 (1.8,21.7)
Greenland	196 (124,291)	394.6 (250.6,586.8)	145 (94,210)	261 (168.8,382.7)	-33.9 (-41.5,-20.4)
Caribbean	104200	280.9	107954	240.1	-14.5

	(66212,154177)	(180.1,416.1)	(69368,160612)	(153.8,359.7)	(-18.5,-10.1)
Antigua and Barbuda	134 (84,207)	211.5 (133.2,324.2)	169 (107,254)	222.9 (138.5,342.7)	5.4 (-2,13.1)
Bahamas	596 (378,899)	221.2 (140.6,332.5)	755 (481,1139)	225.2 (141.6,344.6)	1.8 (-6.2,10.1)
Barbados	666 (430,993)	266.6 (171,398.5)	699 (450,1037)	272.5 (171.8,410.7)	2.2 (-8.7,15.5)
Belize	539 (338,811)	238.5 (153.3,348.9)	966 (601,1457)	224.8 (139.9,339.3)	-5.8 (-14.8,4.1)
Cuba	32009 (20136,47626)	300.8 (189.6,453.1)	25686 (16531,38173)	277.3 (172.5,423.4)	-7.8 (-16,0.3)
Dominica	205 (131,301)	265.2 (171.5,389.5)	170 (109,247)	270.6 (172.5,399.5)	2 (-4.3,8.2)
Dominican Republic	13152 (8156,19821)	156.4 (97.9,232.5)	16693 (10511,25409)	153.2 (96.8,233.5)	-2.1 (-12.5,10.1)
Grenada	262 (161,396)	280.5 (174.7,419.5)	267 (168,407)	280.9 (173.5,431.6)	0.1 (-7.5,8.1)
Guyana	2171 (1386,3226)	262.2 (169.5,384)	1896 (1207,2835)	244.6 (155.8,366.4)	-6.7 (-13.4,0.4)
Haiti	24460 (15607,36596)	323.5 (210.6,475)	37291 (23856,55201)	278.2 (179,409)	-14 (-19.6,-8.8)
Jamaica	6978 (4435,10482)	266.6 (170.1,398.1)	5803 (3650,8740)	226.2 (140.3,343.5)	-15.1 (-24.4,-6.3)
Saint Lucia	423 (262,638)	285.1 (180.5,422.9)	414 (265,607)	267.3 (168.7,399.2)	-6.2 (-13.7,0.9)
Saint Vincent and the Grenadines	285 (177,435)	232.8 (147.7,346.9)	232 (148,349)	226.1 (142,341.2)	-2.8 (-9.4,4.4)
Suriname	919 (583,1374)	219.8 (141.6,324.7)	1165 (741,1761)	212.6 (134.2,322.8)	-3.2 (-11.6,4.6)
Trinidad and Tobago	2157 (1340,3238)	166 (104.7,248)	2159 (1331,3326)	184.1 (111.4,290.8)	10.9 (-5.8,26.4)
Bermuda	117 (74,175)	219.8 (137.6,332)	107 (67,160)	233 (143.7,358.9)	6 (-2.4,14.4)
Puerto Rico	15336	426.6	9523	340.2	-20.3

	(9774,22662)	(271.5,633.5)	(6143,14031)	(211.7,513.1)	(-28.3,-11.9)
Saint Kitts and Nevis	106 (65,159)	241.2 (150.7,360.1)	115 (72,174)	224.7 (138.5,344.7)	-6.8 (-15.3,0.9)
United States Virgin Islands	214 (134,328)	199.1 (125.5,304)	186 (118,279)	213.2 (133.1,329.7)	7 (0.3,14.6)
Andean Latin America	105368 (64790,161466)	217.6 (136.1,329.9)	107393 (64717,172678)	168.3 (101.5,270.2)	-22.7 (-33.9,-11)
Bolivia (Plurinational State of)	18400 (11430,28555)	213.5 (134.1,326.2)	22356 (13470,35093)	169.3 (102.5,263.6)	-20.7 (-30.8,-11.2)
Ecuador	25669 (15626,39939)	202.3 (122.8,313.4)	28208 (17123,45663)	158.8 (96.2,256.1)	-21.5 (-33.8,-7.9)
Peru	61299 (37179,93903)	225.9 (139,341.4)	56828 (33978,91526)	173 (102.9,279)	-23.4 (-36.2,-9.4)
Central Latin America	312265 (192313,479694)	173 (109.3,260.3)	314704 (197148,489943)	129 (80.6,201.2)	-25.5 (-31.8,-18.9)
Colombia	63803 (39062,98260)	189.8 (118.8,286.8)	61565 (38929,94020)	138.4 (86.7,215.7)	-27.1 (-34.4,-19.2)
Costa Rica	8781 (5448,13396)	275.2 (174.8,411.6)	9742 (6205,14809)	219.2 (138,332.8)	-20.4 (-29.6,-10.9)
El Salvador	20847 (12573,31462)	344.4 (213.3,519.6)	13307 (8394,20279)	213.5 (134.9,323.6)	-38 (-47.5,-24.8)
Guatemala	21103 (13119,31853)	203.1 (127.7,301)	21830 (13361,34278)	113.6 (69.9,176.4)	-44.1 (-52.8,-34.4)
Honduras	13534 (8372,20580)	215.8 (136.4,320.1)	16134 (10144,24507)	150 (95.3,224.9)	-30.5 (-38.8,-21.2)
Mexico	127006 (78767,198656)	138.5 (88,208.6)	133346 (82627,211515)	110 (68,174.3)	-20.6 (-27.7,-13.3)
Nicaragua	11551 (6983,17844)	229 (143.4,347.2)	10170 (6225,15905)	150.4 (93.4,233.2)	-34.3 (-43.5,-24.6)
Panama	5673 (3585,8694)	214.4 (135,325)	7263 (4515,11067)	176.2 (109.3,270.2)	-17.8 (-28.6,-5.3)
Venezuela (Bolivarian Republic of)	39967 (24424,62079)	185.6 (115.1,281.9)	41348 (25781,63237)	154.4 (95.6,238)	-16.8 (-25.7,-7.9)
Tropical Latin America	401914	237	391249	194.7	-17.9

	(248714,636577)	(148.4,368.8)	(246428,607975)	(121.8,307.3)	(-24.3,-12.1)
Brazil	393176 (243098,623017)	238.7 (149.4,371.7)	376339 (237100,585197)	194.1 (121.3,306.6)	-18.7 (-25.2,-12.9)
Paraguay	8738 (5313,13592)	181.4 (114.7,275.5)	14910 (9247,23501)	214.1 (132.2,334.3)	18 (8.4,27.6)
North Africa and Middle East	530508 (335273,789985)	160.9 (104.6,237.2)	867522 (556087,1291504)	148.6 (95.9,220.4)	-7.7 (-12.3,-2.7)
Algeria	30833 (19064,46405)	123.8 (79.6,184.1)	51701 (32503,78900)	126.4 (79.7,191)	2.1 (-8.5,12.2)
Bahrain	774 (496,1151)	174 (113.8,254.3)	1817 (1141,2712)	142.5 (90.5,213.6)	-18.1 (-26.3,-10.4)
Egypt	79905 (49935,119584)	144.4 (92.9,211.1)	132046 (83689,197114)	136.3 (87,201.6)	-5.6 (-13.6,1.9)
Iran (Islamic Republic of)	90710 (57164,136079)	163.9 (106.8,240.2)	103086 (66253,155079)	128.2 (82.4,190.9)	-21.8 (-26.1,-17.1)
Iraq	32184 (20602,47304)	193.7 (127.2,280.6)	57370 (36350,87177)	135 (86.9,202.1)	-30.3 (-37.6,-22.7)
Jordan	6190 (3818,9673)	167.1 (106.6,248.7)	18682 (11560,28594)	159.3 (100.1,239.8)	-4.6 (-13.1,6.9)
Kuwait	2942 (1830,4503)	175.5 (111.4,262.1)	6862 (4242,10302)	164.4 (100.3,248.8)	-6.3 (-18.4,6.2)
Lebanon	5645 (3572,8466)	175.6 (113.4,260.9)	8859 (5646,13277)	173.3 (110.6,258.9)	-1.3 (-10.3,8)
Libya	6640 (4195,10121)	165.8 (107.6,245)	9204 (5916,13702)	145.3 (93.6,215.5)	-12.4 (-18.6,-6)
Morocco	26299 (16769,38926)	104.4 (68.3,154)	39966 (25598,60085)	113.9 (72.8,171.7)	9.1 (0.2,17.4)
Palestine	2858 (1771,4499)	141.9 (91.3,211.1)	6645 (4146,10257)	130.2 (83,198.1)	-8.2 (-16.2,0.1)
Oman	2402 (1475,3755)	120.8 (76.1,184.3)	6804 (4242,10429)	159 (99.3,242.5)	31.6 (19.2,50.9)
Qatar	559 (349,858)	133.7 (84.4,199.8)	3348 (2116,5067)	135.6 (84.7,205.5)	1.4 (-7.7,10.2)
Saudi Arabia	13710	82	33758	104.1	26.9

	(8629,21021)	(52.9,121.2)	(21556,49243)	(65.7,154.7)	(15.4,41.9)
Syrian Arab Republic	17095 (10896,25525)	130.7 (84.5,189.5)	18365 (11763,26947)	127.4 (82.1,187.4)	-2.5 (-9.8,5.6)
Tunisia	11482 (7207,17518)	140.6 (90.1,208.6)	16076 (10406,23947)	142.3 (91,213.5)	1.2 (-6.5,9.8)
Turkey	118838 (75885,177842)	213.4 (137.7,315.1)	157498 (102001,229712)	197.6 (128.7,290.8)	-7.4 (-15,0)
United Arab Emirates	5004 (3213,7398)	313.9 (203,455.8)	24094 (15392,35700)	278.4 (182.4,405.7)	-11.3 (-17.2,-3.8)
Yemen	23589 (15029,35129)	185.4 (123,267.6)	46736 (29466,71275)	152.8 (99.6,225.4)	-17.6 (-23.3,-11.1)
Afghanistan	19251 (12434,28037)	180.8 (118.4,260.5)	59493 (37750,90817)	164.1 (107.4,235.8)	-9.2 (-14.6,-3.5)
Sudan	33241 (20636,49809)	168.2 (107.4,249)	64230 (39326,98576)	162.6 (103.8,245.9)	-3.3 (-11.3,5)
South Asia	924042 (599765,1365837)	103.2 (67.6,149.7)	1520673 (993374,2247559)	92.3 (59.8,135.2)	-10.5 (-16.8,-7.2)
Bangladesh	59107 (39077,85217)	70.7 (46.8,100.7)	79826 (52818,114684)	53.3 (35.1,76.3)	-24.6 (-30.2,-18.3)
Bhutan	381 (248,552)	77.1 (51,110.4)	376 (245,543)	54.6 (36,78)	-29.1 (-34.6,-23)
India	780076 (505469,1159057)	111.5 (72.8,162.2)	1305164 (839031,1930247)	101.2 (65.2,148.4)	-9.2 (-16.1,-5.5)
Nepal	7433 (4910,10843)	47.6 (31.5,68.1)	11154 (7323,16465)	40.9 (27,59.8)	-14.1 (-20.7,-7.5)
Pakistan	77045 (50175,113637)	81.4 (53.8,117.8)	124153 (80079,182790)	65 (42.3,94.2)	-20.2 (-23.8,-16)
Central Sub-Saharan Africa	82936 (51921,123919)	141.6 (91.6,205.5)	162439 (102422,242480)	119.7 (77.7,173.1)	-15.5 (-20.3,-10.3)
Angola	18716 (12073,27933)	173.9 (113.1,252.7)	39181 (24638,59403)	122.5 (79.3,178.3)	-29.6 (-35.7,-23.4)
Central African Republic	4642 (2988,6868)	170 (111.3,245.2)	7199 (4616,10645)	134.7 (88.3,194.1)	-20.8 (-25.5,-16.5)
Congo	4234	174.3	7553	144.6	-17

	(2731,6280)	(113.8,249.9)	(4826,11273)	(93.2,211.8)	(-23,-10.8)
Democratic Republic of the Congo	53335 (33058,79901)	128.9 (83.7,189)	104904 (66059,156279)	116.4 (75.3,167.7)	-9.7 (-15.7,-2.4)
Equatorial Guinea	682 (435,993)	153.9 (102.2,219.9)	1725 (1080,2672)	118 (75.6,175.1)	-23.4 (-30.8,-15.6)
Gabon	1326 (835,1952)	133.8 (85.9,195.9)	1877 (1194,2885)	106.7 (68.6,159.3)	-20.2 (-26.9,-12.6)
Eastern Sub-Saharan Africa	401713 (253524,597543)	199.3 (130.3,289.6)	704484 (442898,1056179)	162.2 (104.8,237.7)	-18.6 (-22.2,-14.5)
Burundi	13608 (8727,20089)	233.9 (152.6,335.3)	20472 (12879,30849)	161.6 (104.7,233.2)	-30.9 (-35.7,-25.9)
Comoros	927 (588,1367)	187.7 (120.9,270.5)	1153 (738,1691)	159.4 (102.3,232.9)	-15.1 (-21.9,-7.9)
Djibouti	1050 (662,1575)	205.5 (133.6,297)	1933 (1230,2889)	162 (105.5,238.4)	-21.2 (-26.7,-14.8)
Eritrea	6355 (4079,9444)	207.6 (136,299.4)	11626 (7491,17238)	171.6 (112,247.4)	-17.3 (-22.1,-12)
Ethiopia	78376 (49309,118802)	146.7 (95.2,214)	129044 (80071,201661)	109.4 (69.9,164.5)	-25.4 (-30.9,-19.4)
Kenya	30742 (19152,47324)	125.6 (81.3,184.2)	56310 (35209,86797)	107 (69,160)	-14.7 (-17.1,-12.1)
Madagascar	52171 (33897,75641)	389.4 (256.7,555.9)	68751 (44539,99041)	248.9 (163.3,354.3)	-36.1 (-40.5,-31)
Malawi	16219 (9965,24541)	156.1 (100.1,228.5)	28466 (17782,42993)	144.7 (92.3,210.3)	-7.4 (-13.9,-0.7)
Mozambique	24452 (15399,36642)	166.8 (107.1,239.9)	52559 (33482,78450)	167.8 (109.4,241.7)	0.6 (-6,7.8)
Rwanda	34264 (22122,50624)	468.3 (309,680.1)	40041 (25194,58912)	319.8 (204.3,463)	-31.7 (-37.4,-24.7)
Somalia	16895 (10720,24810)	226.5 (150.6,325.5)	36256 (23084,53933)	173.2 (112.9,249.5)	-23.5 (-28.2,-18.7)
United Republic of Tanzania	65190 (40122,97887)	239.6 (155.7,353.9)	138961 (86204,209955)	231.6 (149.5,341.2)	-3.3 (-9.3,2.5)
Uganda	41686	225.1	84841	193.6	-14

	(26324,62785)	(146.2,327.6)	(52651,129461)	(124.3,286.6)	(-20.4,-7.2)
Zambia	7862 (4964,11957)	91.1 (59.3,134.4)	18145 (11240,28080)	90 (57.4,135)	-1.2 (-10.1,9.4)
South Sudan	11622 (7298,17198)	187.2 (122.8,271)	15364 (9640,22781)	153.7 (99.6,223)	-17.9 (-23.3,-11.7)
Southern Sub-Saharan Africa	82174 (48250,128521)	160.7 (94.6,244.5)	104293 (62807,162924)	135.3 (82.1,208.5)	-15.8 (-22.7,-9.5)
Botswana	1129 (729,1666)	96.4 (62.7,139)	2216 (1406,3266)	99.6 (63.9,145.3)	3.4 (-7.7,20)
Lesotho	898 (570,1318)	51.9 (33.7,76)	1058 (685,1562)	53 (34.8,77.6)	2.1 (-5.1,9.4)
Namibia	1231 (801,1799)	96 (62.5,138.3)	1842 (1177,2733)	81 (52.2,118.4)	-15.7 (-21.7,-9.5)
South Africa	70686 (40294,110860)	193.6 (112,297.6)	86963 (49516,137841)	161.1 (92.7,254.8)	-16.8 (-24.9,-9.2)
Eswatini	1379 (891,2037)	199.4 (131.6,286.5)	1820 (1191,2689)	178 (118.2,257.4)	-10.7 (-15.3,-5.4)
Zimbabwe	6851 (4412,10357)	74.1 (48.7,107.6)	10394 (6614,15395)	76.7 (50.1,111.1)	3.5 (-2.1,10.3)
Western Sub-Saharan Africa	272409 (174603,402464)	145.8 (96.3,211)	553699 (350538,838869)	120 (78.6,176.2)	-17.7 (-20.7,-14.6)
Benin	5880 (3734,8721)	125.5 (83.1,178.7)	13644 (8688,20715)	108.3 (71,157.9)	-13.7 (-19.9,-7.9)
Burkina Faso	10399 (6537,15802)	100.5 (65.4,145.9)	24289 (15121,37055)	100.9 (65.1,147.6)	0.4 (-6.3,7.4)
Cameroon	10311 (6530,15448)	104.2 (68.3,150.7)	26923 (16852,41039)	90.8 (58.6,133.7)	-12.9 (-20.4,-5.1)
Cabo Verde	422 (270,626)	119.2 (78,173.2)	534 (341,810)	96.2 (61.8,144.7)	-19.3 (-27,-11.2)
Chad	5419 (3409,8058)	90.1 (58.6,132)	14721 (9144,22579)	84.3 (54.9,122.5)	-6.5 (-13.3,0.9)
Côte d'Ivoire	15462 (9920,23279)	132.9 (86.9,192.7)	31723 (20236,47308)	122.6 (80.1,179.8)	-7.8 (-13.7,-0.6)
Gambia	1157	124.7	2400	108.4	-13.1

	(740,1717)	(82.7,178.3)	(1528,3603)	(71.8,156.3)	(-19,-7.1)
Ghana	12407 (7787,18497)	79.5 (51.8,114.3)	26379 (16762,40293)	82.9 (54.1,123.6)	4.3 (-2.9,11.7)
Guinea	8825 (5547,13158)	143.6 (92,209)	16691 (10392,25317)	131.5 (83.3,194.5)	-8.4 (-15.1,-1.4)
Guinea-Bissau	1407 (909,2052)	151.6 (101.3,216.4)	2219 (1425,3283)	121.4 (80.3,173.8)	-19.9 (-25.3,-14)
Liberia	2322 (1470,3439)	105 (68,150.7)	4539 (2856,6964)	90.6 (58.9,133.6)	-13.7 (-22,-6.1)
Mali	7088 (4470,10720)	82.5 (53.8,119.9)	18963 (11894,29114)	83.5 (54.4,122.5)	1.3 (-5.5,8.3)
Mauritania	4168 (2661,6199)	220.4 (145.5,319.1)	7121 (4585,10736)	182.7 (119.3,270.2)	-17.1 (-24.2,-8.2)
Niger	10791 (6912,15891)	132.5 (87.4,188.5)	25883 (16185,39503)	105.8 (69.6,154.7)	-20.2 (-26,-14.2)
Nigeria	158555 (101795,235786)	182.6 (119.9,265.5)	303708 (191539,467155)	140.7 (90.9,206.5)	-23 (-26,-19.7)
Sao Tome and Principe	237 (152,346)	194.1 (129.6,279.8)	316 (204,462)	165.2 (109.6,236.2)	-14.9 (-20.8,-7.9)
Senegal	7327 (4573,10993)	97.6 (63.5,142.2)	13743 (8736,21191)	90.2 (58.5,133.8)	-7.6 (-14.8,-0.7)
Sierra Leone	4598 (2971,6698)	123.6 (82.2,176)	9022 (5790,13554)	107.7 (70.3,156.4)	-12.8 (-19,-5.9)
Togo	5627 (3552,8489)	163.3 (105.2,236.9)	10874 (6872,16255)	140.8 (90.8,204.9)	-13.8 (-20.9,-6.2)

SDI=socio-demographic index. 95% UI=95% uncertainty interval. YLDs=years lived with disability.

Table S5. Incidence rates of atopic dermatitis in 1990 and 2019 for both sexes and percentage change in age-standardized rates by location.

Incidence of AD	1990		2019		Percentage change in age-standardized rates between 1990 and 2019
	Counts (95% UI)	Rate (95% UI)	Counts (95% UI)	Rate (95% UI)	
Global	19187161 (18290469,20163445)	342.3 (327,358.4)	24446018 (23339682,25569146)	327.9 (312.8,343.7)	-4.2 (-4.8,-3.6)
High SDI	2972029 (2818698,3125298)	409.1 (385.7,432.8)	3356190 (3198388,3509968)	394.5 (371.6,417.3)	-3.6 (-4.4,-2.8)
High-middle SDI	3970974 (3778337,4166089)	352.3 (335.5,370)	4731628 (4524214,4933564)	368.5 (351,386.7)	4.6 (3.7,5.6)
Low SDI	1503649 (1413742,1605800)	205.7 (194.5,218.2)	2705935 (2549903,2885926)	188.2 (178.1,199.2)	-8.5 (-9,-8)
Low-middle SDI	4075278 (3843072,4337720)	299.5 (283.8,316.5)	5101461 (4826898,5391419)	285.4 (270.3,301.3)	-4.7 (-5.1,-4.3)
Middle SDI	6654491 (6353883,6958746)	375.6 (359.6,391)	8079082 (7716749,8415846)	352.2 (336.4,367.5)	-6.2 (-7.2,-5.2)
East Asia	5008814 (4791100,5211250)	412.3 (395.5,427.8)	6080367 (5807761,6330811)	413.8 (396.4,429.8)	0.4 (-1.7,2.6)
China	4805479 (4598356,4998115)	409.4 (393.1,424.5)	5837355 (5576377,6077542)	411.1 (394.1,427.2)	0.4 (-1.7,2.8)
Democratic People's Republic of Korea	99857 (93265,106506)	466.5 (436.2,496.4)	118601 (110586,126671)	456.7 (427.2,485.8)	-2.1 (-2.3,-1.9)
Taiwan (Province of China)	103478 (95736,110985)	520.8 (484.3,556.3)	124411 (115945,134657)	529.4 (495.4,566.7)	1.7 (-0.8,4.3)
Southeast Asia	2508163 (2378893,2643072)	532.4 (505.4,558.1)	3524067 (3336135,3697332)	530.3 (503.3,555.1)	-0.4 (-1.4,0.7)
Cambodia	55975 (52132,59935)	521.3 (488.4,556.8)	84983 (79381,91030)	510.8 (478.8,544.4)	-2 (-2.2,-1.8)
Indonesia	1052089 (1004552,1099115)	565.4 (541.8,589)	1437343 (1371678,1499105)	565.8 (540.5,589.7)	0.1 (-2.4,2.5)
Lao People's Democratic Republic	21938 (20454,23499)	515 (482.6,549.2)	36529 (34100,39204)	508.3 (476.4,542.2)	-1.3 (-1.4,-1.2)
Malaysia	91240	508.5	155471	502.6	-1.2

	(85163,97712)	(476.7,542.6)	(145241,166594)	(471.3,536.3)	(-1.3,-1.1)
Maldives	1182 (1101,1267)	505.7 (473.8,539.8)	2276 (2117,2447)	475.4 (446,506.8)	-6 (-6.7,-5.3)
Myanmar	213749 (199507,228977)	511.1 (479,545.1)	279249 (260906,298835)	514.7 (482.3,548.9)	0.7 (0.6,0.8)
Philippines	333115 (317751,348439)	515.4 (493.9,535.6)	577429 (552006,601063)	512.9 (491.6,533)	-0.5 (-0.5,-0.4)
Sri Lanka	80620 (74875,86134)	469.7 (438.5,500.7)	100917 (93817,108104)	470.6 (437.9,502.9)	0.2 (-2.3,2.9)
Thailand	288447 (268696,309920)	510.7 (478.6,544.6)	349286 (326139,375377)	510 (477.9,543.8)	-0.1 (-0.2,-0.1)
Timor-Leste	4102 (3813,4387)	504.1 (472.5,537.7)	6871 (6404,7374)	508.7 (476.8,542.7)	0.9 (0.8,1)
Viet Nam	356466 (333297,382099)	516.2 (483.6,550.3)	482241 (449509,517448)	508.2 (476.5,541.9)	-1.5 (-1.7,-1.4)
Mauritius	5532 (5163,5943)	508.3 (476.3,542)	6355 (5938,6826)	508.5 (476.7,542.4)	0.1 (0,0.1)
Seychelles	374 (350,401)	507.8 (475.8,541.7)	499 (467,535)	497.1 (466.2,530)	-2.1 (-2.3,-1.9)
Oceania	32286 (29914,34610)	484.2 (450.8,516.8)	65854 (61124,70491)	484.9 (451.6,517.5)	0.2 (0.1,0.2)
Fiji	3735 (3465,4003)	486.8 (453.3,519.4)	4401 (4093,4711)	485.7 (452.4,518.3)	-0.2 (-0.3,-0.2)
Kiribati	377 (350,404)	490.9 (457.3,523.7)	590 (548,631)	492.1 (458.4,525)	0.2 (0.2,0.3)
Marshall Islands	232 (214,250)	485.2 (452,517.8)	274 (254,294)	484.9 (451.4,517.5)	-0.1 (-0.2,0)
Micronesia (Federated States of)	525 (485,565)	485.6 (452.4,518.4)	489 (455,524)	485.2 (451.9,517.9)	-0.1 (-0.2,0)
Papua New Guinea	20439 (18937,21916)	483.6 (450.3,516.2)	49151 (45580,52645)	484.4 (451.1,517)	0.2 (0.1,0.2)
Samoa	798 (739,857)	481.2 (447.9,514)	1015 (945,1088)	484.4 (451.1,516.9)	0.7 (0.5,0.8)
Solomon Islands	1733	484.6	3272	487.3	0.6

	(1607,1867)	(451.2,517.1)	(3037,3508)	(453.8,519.8)	(0.5,0.7)
Tonga	483 (448,518)	489.5 (455.7,522.3)	508 (472,542)	490.7 (457,523.5)	0.2 (0.1,0.3)
Vanuatu	773 (715,832)	486.4 (452.9,518.9)	1462 (1358,1565)	488.7 (455.1,521.3)	0.5 (0.4,0.5)
American Samoa	244 (226,261)	485.8 (452.5,518.3)	268 (249,287)	488 (454.6,520.7)	0.5 (0.3,0.6)
Cook Islands	93 (87,100)	483.8 (450.5,516.4)	88 (82,94)	494.6 (460.4,527.8)	2.2 (2.1,2.4)
Guam	655 (607,701)	477.2 (444.6,509.6)	823 (768,879)	482.1 (448.9,514.6)	1 (0.9,1.2)
Nauru	52 (48,56)	484.9 (451.5,517.2)	52 (48,56)	488 (454.4,520.7)	0.6 (0.4,0.8)
Niue	11 (11,12)	484.5 (451.1,517.1)	8 (7,9)	485.7 (452.5,518.1)	0.2 (0.1,0.4)
Northern Mariana Islands	218 (201,235)	482.9 (449.8,514.6)	199 (185,215)	482.7 (449.6,514.8)	0 (-0.4,0.4)
Palau	74 (69,79)	483.4 (450.2,516.1)	82 (76,88)	470.6 (438.5,501.8)	-2.7 (-3,-2.4)
Tokelau	9 (8,9)	489.1 (455.2,522)	7 (7,7)	484.2 (450.9,516.5)	-1 (-1.3,-0.8)
Tuvalu	48 (45,51)	496.5 (462.3,529.9)	56 (52,60)	480.9 (448,513.6)	-3.1 (-3.4,-2.9)
Central Asia	518253 (452966,593851)	614.6 (543.7,695.3)	583002 (513906,662029)	610.6 (540,691.4)	-0.7 (-0.8,-0.5)
Armenia	22421 (19657,25480)	612.9 (542.1,693.5)	14960 (13353,16798)	607.1 (536.5,687.1)	-0.9 (-1.1,-0.8)
Azerbaijan	51261 (44771,58478)	613.4 (542.5,693.9)	53286 (47396,59856)	605.1 (534.7,685.1)	-1.3 (-1.5,-1.2)
Georgia	31314 (27792,35249)	614.8 (543.9,695.3)	17994 (15983,20190)	602.5 (527.5,684.8)	-2 (-7.2,3)
Kazakhstan	109568 (96164,124607)	615 (543.9,695.5)	113437 (100091,128506)	613.1 (542.3,693.5)	-0.3 (-0.4,-0.3)
Kyrgyzstan	34348	615.2	44146	612.3	-0.5

	(29987,39413)	(544,695.9)	(38786,50380)	(541.5,692.8)	(-0.5,-0.4)
Mongolia	17715 (15417,20381)	613.6 (542.6,694.6)	22556 (19790,25698)	613.5 (542.5,694.1)	0 (-0.1,0)
Tajikistan	46994 (40746,54189)	613.7 (542.8,694.4)	67192 (58784,76699)	610.4 (539.5,691.1)	-0.5 (-0.6,-0.5)
Turkmenistan	30290 (26325,34836)	614.7 (543.7,695.5)	32511 (28612,37012)	608.3 (537.3,688.6)	-1 (-1.2,-0.9)
Uzbekistan	174342 (151337,200571)	614.5 (543.5,695.3)	216921 (190780,246369)	610.8 (540,691.2)	-0.6 (-0.7,-0.5)
Central Europe	216330 (203707,229301)	198 (185.2,211.7)	172334 (164449,180290)	193.6 (182.2,206.1)	-2.2 (-3.3,-1)
Albania	7313 (6733,7932)	202.6 (187.8,218.1)	4510 (4239,4790)	203.1 (188.4,218.7)	0.2 (0.2,0.3)
Bosnia and Herzegovina	8414 (7850,8994)	203.6 (188.9,219.2)	5088 (4808,5374)	203.7 (189,219.3)	0.1 (0,0.1)
Bulgaria	14882 (13992,15798)	203.9 (189.2,219.5)	10679 (10110,11271)	203.3 (188.5,218.9)	-0.3 (-0.3,-0.3)
Croatia	8337 (7821,8853)	203.8 (189,219.4)	6492 (6138,6847)	203.5 (188.8,219.1)	-0.1 (-0.2,-0.1)
Czechia	17694 (16616,18786)	203.9 (189.2,219.5)	17109 (16131,18109)	203.4 (188.6,218.9)	-0.3 (-0.3,-0.2)
Hungary	21397 (19941,23032)	251.1 (229.6,276.3)	18187 (17069,19401)	250.5 (229,275.7)	-0.2 (-0.3,-0.2)
North Macedonia	3895 (3628,4178)	203.6 (188.8,219.2)	3428 (3226,3631)	202.9 (188.1,218.5)	-0.3 (-0.3,-0.3)
Montenegro	1197 (1116,1284)	203.7 (188.9,219.2)	1017 (958,1078)	203.2 (188.4,218.8)	-0.2 (-0.3,-0.2)
Poland	70764 (66965,74602)	206.1 (193.9,218.5)	56802 (54785,58845)	188.7 (179.6,198.4)	-8.5 (-11.4,-5.6)
Romania	32524 (30420,34546)	151.6 (140.5,162)	23037 (21867,24190)	152.7 (141.6,163.3)	0.8 (-3.6,5)
Serbia	16737 (15675,17824)	205.5 (190.6,221.2)	14080 (13292,14908)	203 (188.3,218.6)	-1.2 (-1.6,-0.8)
Slovakia	9801	204.2	8659	203.5	-0.3

	(9157,10462)	(189.5,219.7)	(8162,9158)	(188.8,219.1)	(-0.4,-0.3)
Slovenia	3375 (3163,3585)	203.9 (189,219.4)	3246 (3066,3429)	203 (188.2,218.6)	-0.4 (-0.5,-0.4)
Eastern Europe	529587 (497103,563367)	260.9 (243.5,279.3)	447762 (424028,471302)	266 (248.6,283.9)	2 (1,2.9)
Belarus	19542 (18052,21103)	205.6 (188.8,223.3)	15807 (14703,16901)	204.7 (187.9,222.4)	-0.4 (-0.5,-0.4)
Estonia	4417 (4035,4819)	309.9 (279.7,341.9)	3225 (2977,3467)	308.1 (278,340.1)	-0.6 (-0.6,-0.5)
Latvia	3435 (3161,3737)	145.3 (132.5,158.9)	2161 (2023,2318)	144.6 (132.7,158.8)	-0.5 (-4.9,3.6)
Lithuania	6803 (6290,7347)	205.6 (188.8,223.4)	4419 (4136,4701)	204.7 (188,222.5)	-0.4 (-0.5,-0.4)
Republic of Moldova	9099 (8355,9899)	205.9 (189.1,223.7)	5684 (5329,6060)	204.6 (187.8,222.3)	-0.7 (-0.7,-0.6)
Russian Federation	385802 (361309,411043)	283.3 (263.8,303.8)	344268 (325625,362601)	285.7 (267.1,304.8)	0.8 (-0.4,2.1)
Ukraine	100488 (94500,106516)	219 (204.4,234.4)	72197 (68609,75746)	218.2 (203.6,233.5)	-0.4 (-0.4,-0.3)
High-income Asia Pacific	762674 (719624,803368)	547.9 (513.2,583)	746786 (710243,780211)	545 (509.5,579.5)	-0.5 (-3.6,2.8)
Brunei Darussalam	1400 (1282,1528)	470.4 (434.3,508.2)	1742 (1613,1879)	471.6 (435.4,509.5)	0.3 (0.2,0.3)
Japan	566304 (537627,595411)	584.5 (548.8,622.9)	542674 (516730,565971)	582.5 (545.5,618.6)	-0.3 (-4.4,3.3)
Republic of Korea	184102 (169867,199186)	473.2 (436.2,513.6)	183563 (171269,196193)	475.6 (437.1,517.9)	0.5 (-4.2,5.8)
Singapore	10867 (9938,11819)	443.4 (402.8,485.3)	18806 (17364,20240)	440.8 (400.2,482.5)	-0.6 (-4.7,4.2)
Australasia	65070 (60552,69978)	361.7 (334.4,391.8)	87950 (82270,93692)	360.5 (333.6,389)	-0.3 (-4.2,3.7)
Australia	51558 (47536,55973)	346 (316.8,378)	71104 (66026,76547)	345.3 (316.7,375.9)	-0.2 (-4.9,4.8)
New Zealand	13512	436.7	16847	441.3	1.1

	(12749,14298)	(410,464.7)	(15972,17746)	(415.1,469)	(-2.8,4.6)
Western Europe	1499861 (1416522,1587693)	477.2 (446.2,510.5)	1649703 (1557015,1741430)	476.7 (445.4,510.6)	-0.1 (-1.1,0.8)
Andorra	182 (170,195)	444.1 (410.5,480.3)	258 (243,273)	447.4 (413.5,483.8)	0.7 (0.6,0.9)
Austria	28356 (26545,30172)	448.9 (415.2,485.2)	31336 (29461,33242)	447.5 (413.9,483.8)	-0.3 (-0.4,-0.3)
Belgium	36737 (34367,39091)	448.4 (414.7,484.7)	41696 (39150,44308)	448.5 (414.8,484.9)	0 (0,0.1)
Cyprus	3095 (2808,3401)	433.7 (392.8,478.9)	4533 (4176,4914)	433.4 (391.8,477.9)	-0.1 (-4.5,3.7)
Denmark	21008 (19468,22788)	514.7 (468.2,568.4)	23986 (22094,25927)	518.1 (469.8,570.8)	0.7 (-3.1,4.7)
Finland	18696 (17460,19925)	449 (415.2,485.3)	19679 (18496,20868)	448 (414.2,484.3)	-0.2 (-0.3,-0.2)
France	272473 (252533,295269)	550.8 (505.1,603.1)	298929 (278135,322482)	551 (505.3,603.3)	0 (0,0.1)
Germany	280057 (262407,297299)	436.3 (405.3,468.7)	291026 (272995,309179)	438.8 (404.5,475.1)	0.6 (-4.5,2)
Greece	31777 (29373,34521)	383.5 (346.6,423.2)	30651 (28354,32938)	386.2 (348.7,428)	0.7 (-3.1,4.9)
Iceland	1151 (1057,1257)	492.9 (450.4,542.5)	1408 (1302,1527)	490.6 (446.1,541.6)	-0.5 (-4.7,3.6)
Ireland	15011 (13936,16167)	448.4 (414.8,484.7)	18831 (17589,20092)	449 (415.4,485.4)	0.1 (0.1,0.2)
Israel	22975 (21220,24905)	449.4 (415.7,485.8)	42504 (39328,45919)	448.5 (414.8,484.8)	-0.2 (-0.2,-0.2)
Italy	218741 (208284,229412)	508.6 (477.2,541.2)	227737 (217176,237869)	507.7 (476.3,540.4)	-0.2 (-0.2,-0.2)
Luxembourg	1391 (1301,1482)	448.7 (415,484.9)	2175 (2040,2309)	447.6 (413.8,483.8)	-0.2 (-0.3,-0.2)
Malta	1489 (1384,1599)	448.8 (415.1,485)	1556 (1462,1651)	446.8 (413.1,483.1)	-0.4 (-0.5,-0.4)
Netherlands	55232	448.6	61156	448.3	-0.1

	(51572,58879)	(414.8,484.8)	(57404,65015)	(414.5,484.6)	(-0.1,0)
Norway	17720 (16834,18673)	496.8 (467.4,528.2)	21372 (20336,22449)	497 (466.3,529.4)	0 (-4.5,4.4)
Portugal	37029 (34605,39497)	449.9 (416.1,486.2)	35835 (33789,37903)	449.8 (416.1,486.2)	0 (0,0)
Spain	130818 (120316,141792)	424.2 (387.1,467.1)	148717 (137993,159751)	423.7 (386.6,466.7)	-0.1 (-0.1,-0.1)
Sweden	33540 (31861,35191)	461.7 (434.2,489.6)	39247 (37386,41088)	460.8 (433.5,488.8)	-0.2 (-0.2,-0.2)
Switzerland	24890 (23311,26489)	448.2 (414.5,484.5)	31138 (29254,33028)	447.5 (413.8,483.8)	-0.2 (-0.2,-0.1)
United Kingdom	246061 (234216,258973)	505 (475.7,537.1)	274246 (260489,287965)	497.7 (467.4,529.3)	-1.5 (-4.6,1.7)
Monaco	101 (95,107)	448 (414.4,484.3)	131 (124,140)	450.3 (416.3,486.9)	0.5 (0.4,0.7)
San Marino	87 (81,93)	449.5 (415.6,485.8)	118 (110,125)	450.7 (417,487.2)	0.3 (0.2,0.4)
Southern Latin America	204051 (188088,221484)	402.5 (371.5,436.1)	238534 (222335,256745)	401.8 (370.9,435.4)	-0.2 (-0.2,-0.1)
Argentina	136814 (126113,148371)	402.6 (371.6,436.2)	164407 (153085,177167)	402 (371.1,435.6)	-0.1 (-0.2,-0.1)
Chile	55193 (50814,60062)	402.3 (371.5,435.9)	62049 (57821,66609)	401.3 (370.4,434.8)	-0.3 (-0.3,-0.2)
Uruguay	12036 (11165,12993)	402.2 (371.3,435.8)	12066 (11261,12941)	401.8 (371.1,435.3)	-0.1 (-0.1,-0.1)
High-income North America	816447 (778446,853366)	312.9 (296.6,329.9)	968991 (928999,1008590)	295 (279.2,311.2)	-5.7 (-6.6,-4.9)
Canada	60890 (57865,63809)	244.8 (231.2,258.7)	79873 (76540,83389)	244.9 (231.4,258.8)	0 (0,0.1)
United States of America	755408 (719413,790114)	320 (302.9,337.4)	888977 (852130,925837)	300.4 (284,317.3)	-6.1 (-7,-5.2)
Greenland	130 (122,137)	241.8 (228.3,255.6)	125 (119,131)	243.6 (229.9,257.3)	0.7 (0.6,0.9)
Caribbean	103916	274.1	119850	274	-0.1

	(95171,112845)	(251.7,296)	(110716,128900)	(251.5,295.9)	(-0.1,0)
Antigua and Barbuda	173 (159,187)	274.5 (252,296.4)	195 (181,209)	274 (251.5,295.9)	-0.2 (-0.2,-0.1)
Bahamas	709 (651,768)	274.3 (251.8,296.2)	845 (785,904)	274.4 (251.9,296.3)	0 (0,0.1)
Barbados	631 (583,679)	274.3 (251.8,296.3)	629 (589,671)	273.9 (251.4,295.8)	-0.1 (-0.2,-0.1)
Belize	647 (588,708)	273.7 (251.4,295.6)	1097 (1010,1186)	273.9 (251.5,295.8)	0.1 (0,0.1)
Cuba	26961 (24843,29034)	273.6 (251.2,295.4)	24048 (22476,25628)	273.5 (251.1,295.3)	0 (-0.1,0)
Dominica	217 (199,235)	273.7 (251.2,295.6)	157 (146,168)	273.6 (251.2,295.5)	-0.1 (-0.2,0)
Dominican Republic	23465 (21324,25576)	274.2 (251.8,296.1)	29693 (27285,32070)	273.8 (251.3,295.6)	-0.2 (-0.2,-0.1)
Grenada	271 (247,295)	274.2 (251.7,296.2)	241 (224,259)	273.5 (251.1,295.3)	-0.3 (-0.4,-0.2)
Guyana	2427 (2212,2643)	274.3 (251.8,296.2)	2040 (1879,2201)	274.1 (251.6,296)	-0.1 (-0.1,-0.1)
Haiti	22311 (20250,24413)	274.7 (252.2,296.6)	37543 (34271,40801)	274.4 (251.9,296.3)	-0.1 (-0.2,-0.1)
Jamaica	7149 (6535,7771)	274.2 (251.8,296.1)	6551 (6066,7021)	273.9 (251.5,295.8)	-0.1 (-0.1,-0.1)
Saint Lucia	442 (402,482)	274.5 (252,296.5)	376 (350,403)	273.9 (251.4,295.7)	-0.2 (-0.3,-0.2)
Saint Vincent and the Grenadines	341 (311,371)	274.1 (251.6,296)	267 (248,287)	273.6 (251.3,295.5)	-0.2 (-0.2,-0.1)
Suriname	1142 (1045,1240)	274.2 (251.7,296.1)	1451 (1341,1561)	273.9 (251.4,295.8)	-0.1 (-0.2,0)
Trinidad and Tobago	3548 (3240,3852)	274 (251.6,295.9)	3123 (2908,3342)	273.7 (251.3,295.6)	-0.1 (-0.1,-0.1)
Bermuda	139 (129,149)	274.3 (251.8,296.2)	129 (121,137)	274.1 (251.7,296)	-0.1 (-0.1,0)
Puerto Rico	9463	274.1	7033	273.9	-0.1

	(8739,10200)	(251.6,296)	(6593,7486)	(251.4,295.8)	(-0.1,0)
Saint Kitts and Nevis	123 (112,133)	274.2 (251.7,296.1)	133 (124,143)	273.9 (251.5,295.8)	-0.1 (-0.1,-0.1)
United States Virgin Islands	295 (270,319)	274.4 (251.9,296.3)	238 (221,254)	274.2 (251.7,296.1)	-0.1 (-0.1,0)
Andean Latin America	117267 (109117,125225)	258.6 (242.9,274.3)	164628 (155251,174694)	259.4 (244.6,275)	0.3 (-0.7,1.3)
Bolivia (Plurinational State of)	21407 (19918,22998)	263.6 (247.7,280.4)	34834 (32634,37199)	263.3 (247.4,280.1)	-0.1 (-0.1,-0.1)
Ecuador	32844 (30486,35345)	278.9 (260.9,297.9)	48695 (45541,51955)	279 (261.3,297.4)	0 (-3.3,3.5)
Peru	63015 (58522,67776)	247.7 (232.5,263.5)	81098 (76096,86242)	247.3 (232,263.2)	-0.1 (-0.2,-0.1)
Central Latin America	426931 (398511,458889)	217.2 (204.2,231.7)	512097 (482639,544328)	217.1 (204,231.5)	-0.1 (-0.2,0.1)
Colombia	80351 (73843,87322)	215.7 (199.7,232.7)	92590 (86178,99095)	215.6 (199.7,232.6)	0 (-0.1,0)
Costa Rica	7673 (7054,8349)	215.5 (199.6,232.5)	8887 (8283,9504)	215.8 (199.8,232.7)	0.1 (0.1,0.2)
El Salvador	13727 (12582,14936)	215.8 (199.9,232.8)	13148 (12197,14148)	216 (200.1,232.9)	0.1 (0,0.1)
Guatemala	23419 (21311,25620)	215.7 (199.8,232.7)	41149 (37973,44549)	215.9 (200,232.8)	0.1 (0,0.1)
Honduras	13812 (12593,15124)	215.7 (199.7,232.7)	22992 (21210,24894)	215.8 (199.8,232.7)	0.1 (0,0.1)
Mexico	223237 (209132,237501)	218.7 (206.2,230.5)	254711 (240728,267820)	218.5 (206.1,230.4)	-0.1 (-0.1,0)
Nicaragua	11439 (10443,12530)	215.9 (199.9,232.9)	14394 (13307,15555)	215.7 (199.8,232.7)	-0.1 (-0.1,-0.1)
Panama	5731 (5274,6216)	215.4 (199.5,232.4)	8755 (8116,9426)	215.4 (199.5,232.4)	0 (0,0)
Venezuela (Bolivarian Republic of)	47542 (43655,51703)	215.7 (199.7,232.6)	55470 (51593,59439)	215.6 (199.7,232.6)	0 (0,0)
Tropical Latin America	532791	320.6	624895	320	-0.2

	(502570,566391)	(303.4,339)	(595717,655131)	(303.5,337.5)	(-3.3,2.8)
Brazil	516640 (487448,548724)	320.6 (303.6,339.2)	603400 (575850,632485)	320.1 (303.6,337.4)	-0.2 (-3.5,2.9)
Paraguay	16152 (14724,17647)	319.6 (295,344.7)	21495 (19860,23179)	319.3 (294.7,344.3)	-0.1 (-0.1,-0.1)
North Africa and Middle East	848965 (790033,911474)	202.3 (189.1,216.5)	1215388 (1135711,1299728)	195.1 (182.6,208.7)	-3.6 (-4.5,-2.6)
Algeria	59366 (55003,64012)	193.7 (180.5,207.6)	82659 (76892,88643)	193.5 (180.4,207.5)	-0.1 (-0.1,0)
Bahrain	1097 (1016,1179)	190.9 (177.9,204.5)	2277 (2108,2453)	190.7 (177.7,204.4)	-0.1 (-0.2,0)
Egypt	93660 (85503,102135)	140.1 (129,151.5)	144105 (132649,156308)	135.7 (125.3,146.3)	-3.2 (-7.9,0.8)
Iran (Islamic Republic of)	144877 (135875,154077)	197.2 (186.6,208.2)	159855 (151455,168668)	198.1 (187.7,209)	0.5 (-2.7,3.9)
Iraq	43866 (39969,48054)	193.5 (177.7,209.8)	88559 (81120,96443)	193.4 (177.6,209.7)	-0.1 (-0.1,0)
Jordan	9184 (8508,9927)	192.8 (179.7,206.8)	23720 (22083,25507)	192.4 (179.3,206.2)	-0.2 (-0.3,-0.2)
Kuwait	3800 (3528,4085)	190.9 (177.8,204.5)	7827 (7233,8416)	192.5 (179.4,206.3)	0.9 (0.6,1.2)
Lebanon	7377 (6841,7943)	193.7 (180.5,207.8)	9948 (9249,10671)	193.8 (180.6,207.8)	0 (0,0.1)
Libya	10261 (9508,11095)	192.8 (179.7,206.6)	11877 (11022,12753)	193.2 (180.1,207)	0.2 (0.1,0.4)
Morocco	57429 (53317,61891)	194.1 (180.9,208.1)	67474 (62802,72470)	193.7 (180.5,207.7)	-0.2 (-0.2,-0.2)
Palestine	5370 (4956,5823)	194 (180.8,207.9)	10963 (10175,11811)	193.5 (180.4,207.5)	-0.2 (-0.3,-0.2)
Oman	4633 (4287,5000)	190.1 (177.3,203.6)	8698 (8013,9382)	189.3 (176.6,202.9)	-0.4 (-0.6,-0.3)
Qatar	908 (838,979)	187.7 (174.9,201.2)	4683 (4297,5082)	185.9 (172.9,199.3)	-1 (-1.2,-0.7)
Saudi Arabia	38011	191	63185	190.8	-0.1

	(35250,40994)	(178.1,204.7)	(58368,68010)	(177.8,204.4)	(-0.2,-0.1)
Syrian Arab Republic	32246 (29806,34871)	193.4 (180.2,207.3)	26772 (24870,28848)	194.7 (181.4,208.8)	0.7 (0.5,1)
Tunisia	18845 (17486,20315)	193.6 (180.5,207.6)	20492 (19082,21970)	193.7 (180.5,207.7)	0.1 (0,0.1)
Turkey	200110 (184725,217088)	296.6 (274.1,321.3)	207399 (192007,224118)	297 (274.9,320.6)	0.1 (-3.3,3.8)
United Arab Emirates	4006 (3698,4320)	188.2 (175.5,201.9)	13726 (12484,15040)	188.1 (175.3,202.1)	-0.1 (-0.3,0.1)
Yemen	36342 (33504,39513)	193.7 (180.5,207.7)	72702 (67418,78377)	193.7 (180.5,207.6)	0 (-0.1,0)
Afghanistan	27448 (25426,29667)	194.6 (181.2,208.7)	95041 (87931,102778)	193.4 (180.2,207.2)	-0.6 (-0.8,-0.5)
Sudan	49558 (45899,53520)	193.6 (180.4,207.6)	92193 (85488,99360)	193.6 (180.3,207.6)	0 (-0.1,0)
South Asia	3929224 (3672984,4212721)	277.4 (260.2,296.3)	5045903 (4737984,5382675)	277.8 (260.5,296.4)	0.1 (0,0.3)
Bangladesh	425466 (386391,472996)	276 (252.5,304.7)	433543 (394804,478184)	276.8 (253.2,305.6)	0.3 (0.2,0.3)
Bhutan	2243 (2045,2494)	276 (252.2,304.5)	1971 (1799,2168)	276 (252.4,304.8)	0 (-0.1,0.1)
India	2988495 (2798828,3193453)	277.6 (261,295.6)	3739095 (3518140,3973898)	277.9 (261.3,295.9)	0.1 (0.1,0.1)
Nepal	74007 (67365,82068)	276.6 (253,305.3)	88697 (80789,98054)	277.4 (253.7,306.1)	0.3 (0.2,0.3)
Pakistan	439012 (409842,470057)	277.2 (260.7,295.2)	782596 (732900,836309)	277.7 (261.1,295.7)	0.2 (0.1,0.2)
Central Sub-Saharan Africa	124324 (112638,137510)	159.5 (146.8,173.9)	273029 (248123,301235)	159.5 (146.7,174)	0 (0,0)
Angola	22798 (20662,25199)	159.3 (146.6,173.7)	65851 (59692,72837)	159.7 (147,174.2)	0.3 (0.2,0.3)
Central African Republic	5961 (5408,6590)	159.5 (146.8,174)	10840 (9872,11962)	159.6 (146.9,174.1)	0 (0,0.1)
Congo	5267	159.7	9907	159.4	-0.2

	(4793,5813)	(147,174.2)	(9040,10878)	(146.7,174)	(-0.2,-0.1)
Democratic Republic of the Congo	87241 (78991,96497)	159.5 (146.8,174)	180701 (164303,199307)	159.4 (146.7,173.9)	-0.1 (-0.1,0)
Equatorial Guinea	992 (898,1101)	159.6 (146.9,174.2)	2686 (2449,2956)	158.5 (145.7,172.9)	-0.7 (-1,-0.5)
Gabon	2066 (1880,2277)	159.5 (146.8,174)	3045 (2789,3336)	159.7 (147,174.3)	0.1 (0,0.2)
Eastern Sub-Saharan Africa	409253 (383233,437261)	155.1 (146.7,164.5)	831110 (779815,887034)	157.6 (149.1,167.1)	1.6 (0.5,2.8)
Burundi	12028 (11185,13052)	153.5 (143.9,164)	24576 (22846,26644)	153.2 (143.5,163.6)	-0.2 (-0.3,-0.1)
Comoros	959 (892,1039)	153.2 (143.6,163.6)	1164 (1087,1249)	153.1 (143.4,163.5)	-0.1 (-0.1,0)
Djibouti	1007 (937,1090)	152.3 (142.7,162.6)	2083 (1943,2241)	152.2 (142.6,162.5)	-0.1 (-0.1,0)
Eritrea	6351 (5907,6886)	153.3 (143.6,163.6)	12363 (11498,13349)	153.2 (143.5,163.6)	0 (-0.1,0)
Ethiopia	100804 (94457,107200)	140.3 (132.8,148.1)	197185 (185000,210531)	143.2 (135.7,151.4)	2 (-1.4,5.2)
Kenya	43383 (40788,46095)	134.9 (128.1,141.7)	82707 (77444,87639)	141.1 (133.1,148.9)	4.6 (1.3,8.5)
Madagascar	24965 (23226,27058)	153.1 (143.5,163.5)	50681 (47139,54742)	153.1 (143.4,163.4)	0 (0,0)
Malawi	20086 (18682,21747)	153.4 (143.7,163.8)	35210 (32733,38148)	153.5 (143.8,164)	0.1 (0,0.1)
Mozambique	27086 (25167,29360)	153.6 (143.9,164)	61648 (57246,66835)	153.6 (143.9,164)	0 (0,0)
Rwanda	11241 (10325,12292)	112.1 (104.3,120.5)	16648 (15394,18041)	112.1 (104.2,120.5)	0 (-0.1,0)
Somalia	15030 (13936,16318)	152.7 (143.1,163)	42802 (39808,46374)	153.1 (143.4,163.4)	0.2 (0.1,0.3)
United Republic of Tanzania	69568 (64567,75156)	193.9 (181.8,207.7)	142350 (132767,152611)	192.1 (180.7,204.4)	-0.9 (-4.5,2.8)
Uganda	47800	193.6	106965	193.6	0

	(43754,52387)	(179.2,209.7)	(97816,117333)	(179.1,209.7)	(0,0.1)
Zambia	16855 (15680,18260)	153.3 (143.6,163.8)	35549 (33056,38442)	153.3 (143.6,163.7)	0 (-0.1,0)
South Sudan	11788 (10966,12754)	152.4 (142.7,162.7)	18513 (17194,20032)	152.9 (143.3,163.2)	0.3 (0.2,0.4)
Southern Sub-Saharan Africa	101286 (94704,109010)	160.7 (151.3,171.6)	129378 (121579,138491)	160.5 (151.1,171.5)	-0.1 (-0.2,0)
Botswana	2685 (2439,2961)	159.8 (147.1,174.4)	3807 (3495,4162)	159.5 (146.8,174)	-0.2 (-0.3,-0.2)
Lesotho	3637 (3312,4003)	159.6 (146.9,174.1)	3478 (3187,3805)	159.6 (146.8,174.1)	0 (-0.1,0)
Namibia	2892 (2635,3191)	159.6 (146.9,174.1)	4322 (3955,4739)	159.7 (147,174.2)	0.1 (0,0.1)
South Africa	67701 (63469,72186)	161.1 (151.7,171.1)	86399 (81393,91661)	160.9 (151.5,170.8)	-0.2 (-0.2,-0.1)
Eswatini	1805 (1637,1999)	159.9 (147.2,174.5)	2067 (1889,2268)	159.4 (146.7,174)	-0.3 (-0.4,-0.2)
Zimbabwe	22566 (20489,24949)	159.6 (146.9,174.1)	29304 (26713,32207)	159.8 (147.1,174.3)	0.1 (0.1,0.2)
Western Sub-Saharan Africa	431666 (405303,459428)	161.6 (153.3,170.4)	964390 (910096,1023571)	162.2 (154,171)	0.4 (0,0.7)
Benin	11685 (10882,12501)	161.8 (152.4,171.8)	28140 (26321,30059)	161.8 (152.5,171.8)	0 (-0.1,0.1)
Burkina Faso	22460 (20963,24017)	162 (152.6,172)	50609 (47328,54069)	161.9 (152.5,171.9)	-0.1 (-0.1,0)
Cameroon	26277 (24559,28254)	178 (167.6,189.7)	64746 (60812,68894)	178.6 (168.9,188.8)	0.3 (-4.3,5)
Cabo Verde	762 (713,813)	162.3 (152.9,172.3)	894 (843,949)	161.6 (152.4,171.6)	-0.4 (-0.5,-0.3)
Chad	14341 (13372,15364)	162 (152.6,172)	39627 (36932,42410)	161.6 (152.3,171.7)	-0.2 (-0.3,-0.2)
Côte d'Ivoire	28071 (26210,30021)	161.3 (152,171.3)	53464 (50138,57048)	161.2 (151.9,171.2)	-0.1 (-0.1,0)
Gambia	2305	161.6	4537	161.8	0.1

	(2152,2467)	(152.3,171.6)	(4260,4844)	(152.4,171.8)	(0,0.1)
Ghana	28164 (26367,30158)	137.4 (130,145.6)	49431 (46548,52620)	137.6 (130.1,145.7)	0.1 (0.1,0.1)
Guinea	14242 (13297,15237)	161.8 (152.4,171.8)	27654 (25891,29529)	161.8 (152.5,171.9)	0 (0,0.1)
Guinea-Bissau	2298 (2148,2456)	162 (152.6,172)	3906 (3665,4170)	161.9 (152.5,171.9)	0 (-0.1,0)
Liberia	4247 (3980,4536)	161.8 (152.4,171.9)	9178 (8625,9779)	161.4 (152.1,171.4)	-0.2 (-0.3,-0.2)
Mali	21208 (19591,23087)	169.8 (158.4,181.9)	52301 (48395,56682)	169.4 (158.3,181.6)	-0.2 (-3.9,3.6)
Mauritania	4649 (4345,4969)	161.7 (152.3,171.7)	7790 (7318,8304)	161.7 (152.4,171.7)	0 (0,0)
Niger	19346 (18029,20725)	161.6 (152.3,171.6)	57108 (53182,61151)	161.7 (152.4,171.7)	0.1 (0,0.1)
Nigeria	197113 (184703,210390)	162.7 (154.1,171.9)	452274 (424739,482293)	162.9 (154.4,172)	0.1 (0,0.2)
Sao Tome and Principe	268 (251,287)	161.7 (152.4,171.7)	368 (346,392)	161.6 (152.3,171.6)	-0.1 (-0.1,0)
Senegal	17676 (16511,18897)	162 (152.6,172)	30015 (28189,32011)	161.5 (152.2,171.5)	-0.3 (-0.3,-0.2)
Sierra Leone	8007 (7487,8552)	161.9 (152.5,171.9)	16689 (15670,17809)	161.7 (152.4,171.8)	-0.1 (-0.1,0)
Togo	8531 (7967,9120)	162 (152.6,172)	15645 (14685,16694)	161.8 (152.5,171.8)	-0.1 (-0.1,0)

AD=atopic dermatitis. SDI=socio-demographic index. 95% UI=95% uncertainty interval.

Table S6. Atopic dermatitis prevalence in 1990 and 2019 for both sexes and percentage change in age-standardized rates by location.

Prevalence of atopic dermatitis	1990		2019		Percentage change in age-standardized rates between 1990 and 2019
	Counts (95% UI)	Rate (95% UI)	Counts (95% UI)	Rate (95% UI)	
Global	132711557 (127578684,138298569)	2379.3 (2289.6,2478.1)	171165029 (164821684,178101074)	2277.2 (2192,2369.1)	-4.3 (-4.8,-3.8)
High SDI	26474900 (25436028,27562608)	3671.3 (3517.7,3828.4)	28627537 (27573950,29772435)	3530.4 (3376.2,3685.4)	-3.8 (-4.6,-3.2)
High-middle SDI	29614008 (28449647,30851638)	2625.5 (2521.2,2735)	34406431 (33114435,35754015)	2737 (2626.2,2850.4)	4.2 (3.5,5)
Low SDI	9253763 (8812636,9736172)	1387.9 (1328,1455.4)	18795875 (17924238,19755041)	1358.7 (1300.7,1424.3)	-2.1 (-2.5,-1.7)
Low-middle SDI	25418366 (24254081,26746495)	1953.7 (1870,2044.6)	34744301 (33219700,36425079)	1903.1 (1822.7,1990.4)	-2.6 (-2.9,-2.3)
Middle SDI	41877365 (40171378,43625408)	2383.1 (2292.4,2475.8)	54487015 (52366860,56651794)	2338.1 (2246.6,2433.6)	-1.9 (-2.8,-1)
East Asia	29596079 (28414199,30676482)	2458.5 (2365.9,2545.6)	37166586 (35754460,38611953)	2482.6 (2389,2575.1)	1 (-1.1,3.1)
China	28319011 (27213232,29338974)	2435 (2342.9,2519.9)	35583696 (34245384,36942010)	2460.2 (2366.6,2548.5)	1 (-1.1,3.2)
Democratic People's Republic of Korea	594756 (564300,628865)	2878.6 (2730.6,3041)	745423 (701981,788739)	2821.8 (2677.4,2980.1)	-2 (-2.1,-1.8)
Taiwan (Province of China)	682312 (635601,730370)	3363.9 (3147.9,3591.5)	837467 (780475,903655)	3444.5 (3230.8,3683.3)	2.4 (-0.7,5.5)
Southeast Asia	15923108 (15221804,16660097)	3443.3 (3296,3596.4)	23136162 (22099532,24165231)	3433.1 (3281,3588.9)	-0.3 (-1.3,0.6)
Cambodia	340386 (320652,360562)	3355.3 (3153.9,3562.1)	543152 (509940,576844)	3279.1 (3081.6,3477.2)	-2.3 (-2.5,-2.1)
Indonesia	6819375	3720.9	9679480	3733.9	0.4

	(6551175,7101920)	(3591.1,3865.1)	(9309402,10070022)	(3595.7,3877)	(-1.9,2.5)
Lao People's Democratic Republic	134343 (126699,142370)	3295.1 (3100.9,3498.1)	231599 (217809,245544)	3252 (3060.4,3448.6)	-1.3 (-1.4,-1.2)
Malaysia	570385 (537453,605212)	3252.7 (3061.1,3448.3)	1005823 (945185,1069887)	3210.7 (3022.6,3401.4)	-1.3 (-1.4,-1.2)
Maldives	7082 (6677,7502)	3222.5 (3034.5,3419.3)	14711 (13765,15685)	3008.6 (2838.1,3180.1)	-6.6 (-7.2,-6)
Myanmar	1329990 (1253125,1410594)	3272.5 (3078.7,3472.4)	1800266 (1689828,1914146)	3303 (3105.2,3504.6)	0.9 (0.9,1)
Philippines	2045869 (1961553,2134885)	3273.3 (3150.8,3404.7)	3630980 (3490475,3782965)	3259 (3137.7,3390.3)	-0.4 (-0.5,-0.4)
Sri Lanka	501936 (471579,533426)	2919 (2745.5,3098.3)	638927 (599617,679698)	2924.9 (2749.6,3106)	0.2 (-2.2,2.8)
Thailand	1854347 (1742419,1970918)	3272.7 (3078.9,3472.3)	2313096 (2162332,2472439)	3268.8 (3074.6,3467.5)	-0.1 (-0.1,-0.1)
Timor-Leste	24895 (23465,26359)	3228.2 (3038.4,3421.4)	42834 (40415,45438)	3256.1 (3064.3,3454.1)	0.9 (0.8,0.9)
Viet Nam	2235247 (2103634,2373801)	3313.6 (3114.1,3516.7)	3159949 (2964731,3372285)	3259 (3064.8,3455.4)	-1.6 (-1.8,-1.5)
Mauritius	35720 (33577,37955)	3254.2 (3061,3451.5)	41799 (39073,44654)	3253.6 (3061,3451.1)	0 (0,0)
Seychelles	2366 (2230,2509)	3242.2 (3050.1,3437.8)	3236 (3037,3453)	3167.5 (2982.5,3354.1)	-2.3 (-2.5,-2.1)
Oceania	196873 (184768,209851)	3054 (2871.6,3249.3)	404272 (379441,430969)	3062.2 (2878.6,3257.6)	0.3 (0.2,0.3)
Fiji	23294 (21840,24840)	3071.4 (2888.5,3268)	27852 (26139,29676)	3064.8 (2883.3,3260.4)	-0.2 (-0.3,-0.2)
Kiribati	2288 (2147,2441)	3103.1 (2918.8,3305.1)	3678 (3449,3922)	3112.2 (2927.6,3315.3)	0.3 (0.2,0.3)
Marshall Islands	1411 (1321,1506)	3056.7 (2875.7,3252.2)	1729 (1624,1845)	3056.3 (2874.2,3252.3)	0 (-0.1,0.1)
Micronesia (Federated	3198 (2999,3410)	3059.5 (2877.8,3255)	3103 (2912,3307)	3063.3 (2881.8,3258.3)	0.1 (0.1,0.2)

States of)					
Papua New Guinea	124133 (116497,132318)	3050.7 (2868.5,3246)	300003 (281387,319874)	3058.8 (2875.4,3254.4)	0.3 (0.2,0.3)
Samoa	4998 (4686,5334)	3045 (2863.4,3239.2)	6466 (6071,6886)	3056.2 (2874.2,3250.9)	0.4 (0.3,0.5)
Solomon Islands	10352 (9705,11045)	3051.2 (2867.4,3247.8)	20059 (18827,21389)	3076.5 (2892,3274.3)	0.8 (0.7,0.9)
Tonga	2989 (2806,3186)	3099.3 (2913.5,3299.1)	3172 (2983,3378)	3104.2 (2918.1,3306.1)	0.2 (0.1,0.2)
Vanuatu	4646 (4355,4953)	3063.1 (2878.5,3259.7)	9095 (8530,9697)	3080.6 (2895.6,3278.4)	0.6 (0.5,0.6)
American Samoa	1476 (1385,1574)	3062.2 (2879.9,3258.7)	1698 (1592,1807)	3083 (2898.7,3281.8)	0.7 (0.6,0.8)
Cook Islands	579 (543,616)	3049.5 (2866.8,3244.5)	560 (527,597)	3121.3 (2933.5,3323)	2.4 (2.2,2.6)
Guam	4069 (3810,4342)	3010.4 (2831.2,3203.1)	5187 (4883,5526)	3043.4 (2862.3,3238.1)	1.1 (1,1.2)
Nauru	312 (292,333)	3053 (2871.7,3248.5)	322 (302,344)	3085.4 (2903.7,3285.3)	1.1 (0.9,1.2)
Niue	72 (68,76)	3066.9 (2884.7,3264)	51 (48,55)	3070.1 (2887.8,3267.3)	0.1 (0,0.2)
Northern Mariana Islands	1350 (1261,1445)	3009.6 (2831.2,3200)	1273 (1189,1360)	3039.3 (2859.8,3233.8)	1 (0.6,1.3)
Palau	466 (437,497)	3051.8 (2870.2,3246.7)	528 (495,564)	2962.3 (2790,3151.8)	-2.9 (-3.2,-2.7)
Tokelau	52 (49,56)	3102.4 (2915.8,3305.7)	43 (41,46)	3059.2 (2878.5,3254.8)	-1.4 (-1.6,-1.2)
Tuvalu	293 (275,312)	3149.5 (2960.6,3355.7)	357 (336,381)	3037.1 (2858.5,3231.9)	-3.6 (-3.9,-3.3)
Central Asia	3826625 (3414578,4266075)	4707.9 (4235.2,5221.3)	4425087 (3987427,4916631)	4678.1 (4209.7,5192.3)	-0.6 (-0.8,-0.5)
Armenia	168872 (151846,187488)	4696 (4223.4,5208.4)	115036 (104211,127026)	4654.6 (4188.3,5164)	-0.9 (-1,-0.7)

Azerbaijan	385299 (345569,428492)	4701.6 (4229.8,5213.7)	418418 (378384,463809)	4640.2 (4174.5,5149.3)	-1.3 (-1.5,-1.2)
Georgia	240830 (217779,266775)	4710.2 (4238.6,5222.9)	136736 (124280,151313)	4611.6 (4161.8,5162.6)	-2.1 (-7,3.2)
Kazakhstan	827705 (742626,920096)	4710.1 (4237.7,5223.3)	846782 (763446,940263)	4698.4 (4225.9,5211.1)	-0.2 (-0.3,-0.2)
Kyrgyzstan	252902 (225454,282312)	4710.6 (4238.2,5224.4)	333101 (298966,370657)	4691.1 (4219,5204.1)	-0.4 (-0.5,-0.4)
Mongolia	131052 (116654,146836)	4697.5 (4224.1,5212.9)	164367 (147711,182977)	4697.4 (4225,5210.9)	0 (-0.1,0.1)
Tajikistan	335652 (297746,376244)	4700.6 (4227.1,5214.8)	504125 (451142,561639)	4673.8 (4203,5187.6)	-0.6 (-0.6,-0.5)
Turkmenistan	221379 (197057,247863)	4707.5 (4235,5221.2)	244653 (219700,272002)	4654.1 (4185.6,5167.2)	-1.1 (-1.3,-1)
Uzbekistan	1262932 (1123567,1414204)	4706.5 (4233.1,5220.5)	1661869 (1492353,1848671)	4680.6 (4209.8,5193.2)	-0.5 (-0.6,-0.5)
Central Europe	2053272 (1975199,2139444)	1902 (1827.6,1984.2)	1520915 (1474285,1571128)	1887.8 (1820.6,1959.3)	-0.7 (-1.6,0.1)
Albania	73013 (69521,76878)	1968 (1877.1,2067.6)	40768 (39145,42499)	1971.4 (1879.6,2071.1)	0.2 (0.1,0.2)
Bosnia and Herzegovina	81430 (77766,85268)	1973.5 (1881.8,2072.9)	44831 (43169,46637)	1974.6 (1883.2,2074)	0.1 (0,0.1)
Bulgaria	137589 (131833,143652)	1975.6 (1884.2,2075)	92532 (89004,96224)	1971.7 (1880.3,2071.3)	-0.2 (-0.2,-0.2)
Croatia	78112 (74817,81599)	1975.8 (1884.2,2075.1)	56998 (54856,59253)	1973.3 (1881.9,2072.8)	-0.1 (-0.1,-0.1)
Czechia	167003 (159818,174523)	1976 (1884.5,2075.3)	149767 (143942,156032)	1971.7 (1880.4,2071.3)	-0.2 (-0.2,-0.2)
Hungary	226196 (211578,241023)	2703.9 (2520.4,2894.7)	179492 (169057,190185)	2698.5 (2515.1,2888.9)	-0.2 (-0.2,-0.2)
North Macedonia	37936 (36205,39804)	1973.4 (1881.8,2073)	30650 (29445,31942)	1968.9 (1877.4,2068.6)	-0.2 (-0.2,-0.2)
Montenegro	11612 (11086,12175)	1974.1 (1882.5,2073.6)	9231 (8859,9626)	1972.2 (1880.7,2071.9)	-0.1 (-0.1,-0.1)

Poland	669745 (645512,695598)	1932.1 (1859.9,2007.6)	498881 (488170,509499)	1841.6 (1795.6,1889.7)	-4.7 (-6.8,-2.4)
Romania	285619 (273138,298381)	1376.6 (1314.2,1442.6)	186176 (178960,193499)	1386.8 (1322.8,1451.2)	0.7 (-2.2,4.1)
Serbia	158056 (151115,165452)	1977.7 (1886.5,2077.4)	126904 (121900,132211)	1970.5 (1878.8,2070.3)	-0.4 (-0.6,-0.1)
Slovakia	94925 (90669,99455)	1977.4 (1886,2076.8)	76278 (73363,79408)	1973.1 (1881.8,2072.6)	-0.2 (-0.2,-0.2)
Slovenia	32038 (30641,33483)	1976.1 (1884.5,2075.6)	28408 (27341,29557)	1969.3 (1878,2069)	-0.3 (-0.4,-0.3)
Eastern Europe	6002557 (5773341,6229483)	3043.9 (2919.2,3164.3)	4825864 (4664283,4994087)	3093.6 (2976.8,3215)	1.6 (0.7,2.4)
Belarus	192634 (184164,202094)	2088.4 (1990.7,2195.6)	146741 (140842,153455)	2081 (1983.6,2188.1)	-0.4 (-0.4,-0.3)
Estonia	65008 (62170,68234)	4801 (4583.1,5052.2)	44733 (42901,46831)	4786.6 (4568.9,5037.4)	-0.3 (-0.3,-0.3)
Latvia	30122 (28397,32138)	1346.6 (1264.8,1440.4)	17765 (16788,18824)	1343.1 (1258.9,1437.6)	-0.3 (-3.8,3.3)
Lithuania	66772 (63877,70052)	2087.3 (1989.8,2194.3)	40206 (38644,41962)	2081 (1983.6,2188.1)	-0.3 (-0.3,-0.3)
Republic of Moldova	91704 (87459,96348)	2090.3 (1992.6,2197.8)	53128 (51081,55535)	2079.9 (1982.5,2186.8)	-0.5 (-0.5,-0.5)
Russian Federation	4606164 (4427694,4774513)	3474.8 (3331.5,3609)	3869956 (3738603,4007379)	3454.3 (3324.1,3584.2)	-0.6 (-1.7,0.4)
Ukraine	950153 (911381,990512)	2144.4 (2050.6,2242.1)	653335 (628503,679203)	2137.9 (2044.6,2235.7)	-0.3 (-0.3,-0.3)
High-income Asia Pacific	7192652 (6885440,7519227)	4893.8 (4664.7,5124.6)	6399405 (6152746,6655228)	4876.2 (4638.6,5113.1)	-0.4 (-2.8,2)
Brunei Darussalam	11705 (11049,12375)	3996.1 (3785.8,4224.8)	15167 (14374,16003)	4001 (3789.6,4230.3)	0.1 (0.1,0.2)
Japan	5398235 (5172955,5636566)	5328.1 (5087.5,5579.2)	4733475 (4564792,4911901)	5324.3 (5072.2,5571.1)	-0.1 (-3.1,2.8)
Republic of Korea	1688076 (1586226,1790375)	4011 (3775.7,4252.7)	1505877 (1421559,1588920)	4036.3 (3801.4,4273.9)	0.6 (-3.3,4.9)

Singapore	94636 (87320,102720)	3630.1 (3342.7,3934.7)	144885 (134448,155700)	3598.6 (3303.4,3899.7)	-0.9 (-5.3,3.7)
Australasia	478980 (452440,508884)	2649.2 (2491.7,2819.6)	631684 (596131,668333)	2643.5 (2472.1,2814.5)	-0.2 (-3.5,3.3)
Australia	375442 (351721,402019)	2506.3 (2336.8,2696.1)	503942 (472308,536687)	2503.2 (2322.3,2689.6)	-0.1 (-4.2,4.5)
New Zealand	103538 (99185,108145)	3339 (3190.2,3495.7)	127742 (122623,133247)	3385.8 (3232.6,3539.8)	1.4 (-2.1,4.8)
Western Europe	12745775 (12135193,13379809)	4042 (3830.4,4269.4)	13573982 (12967130,14225684)	4049 (3835.8,4281.4)	0.2 (-0.5,0.9)
Andorra	1581 (1507,1663)	3682.2 (3495.3,3893)	2146 (2051,2247)	3703.4 (3515.6,3916.3)	0.6 (0.5,0.6)
Austria	233308 (222597,244751)	3716.8 (3529.3,3929.1)	247239 (236579,258786)	3705.6 (3518.2,3917.9)	-0.3 (-0.3,-0.3)
Belgium	301267 (287339,316279)	3713.4 (3525.6,3925.8)	335530 (320824,351945)	3713.9 (3526.1,3926.8)	0 (0,0)
Cyprus	25471 (23087,28081)	3490.4 (3161.3,3850.3)	35107 (32034,38386)	3484.3 (3150.5,3840.7)	-0.2 (-4.7,4.8)
Denmark	186577 (171074,203494)	4550.7 (4109.7,5035.9)	209912 (192884,228879)	4621.4 (4196,5104.8)	1.6 (-3.1,6.3)
Finland	154020 (147011,161851)	3717.5 (3529.7,3930)	158818 (151999,166598)	3709.3 (3521.5,3921.8)	-0.2 (-0.3,-0.2)
France	2535881 (2344336,2743871)	5086.8 (4681,5531.3)	2733866 (2547540,2950724)	5087.2 (4681.4,5531.2)	0 (0,0)
Germany	2228764 (2134606,2322062)	3586.5 (3423.7,3750.5)	2267043 (2171310,2367374)	3624.5 (3439.9,3816.2)	1.1 (-2.4,4.7)
Greece	250263 (229391,272509)	2929.8 (2665,3200)	222833 (205919,241248)	2951.2 (2685.9,3234.7)	0.7 (-3.5,5.8)
Iceland	10107 (9092,11159)	4238.9 (3809.4,4687.4)	12101 (10988,13299)	4210.7 (3792.5,4665)	-0.7 (-5.4,4)
Ireland	130792 (124289,138093)	3713.3 (3525.6,3926)	155895 (148686,163947)	3717.7 (3530,3931.1)	0.1 (0.1,0.1)
Israel	193245 (183245,204640)	3719.3 (3532,3932.5)	342894 (325902,362122)	3713.4 (3525.9,3926.2)	-0.2 (-0.2,-0.1)

Italy	1897785 (1820026,1976419)	4284.7 (4074.2,4487.3)	1864583 (1794445,1937870)	4276.3 (4066.2,4479.5)	-0.2 (-0.2,-0.2)
Luxembourg	11281 (10761,11834)	3714.5 (3526.7,3926.6)	17586 (16817,18438)	3704.9 (3517.5,3917.2)	-0.3 (-0.3,-0.2)
Malta	12437 (11847,13104)	3713.9 (3526.4,3926.3)	12133 (11614,12712)	3700.6 (3513.4,3912.1)	-0.4 (-0.4,-0.3)
Netherlands	454517 (433795,477478)	3713.9 (3526.1,3926.4)	491633 (470479,515388)	3711.6 (3524,3924.5)	-0.1 (-0.1,0)
Norway	146449 (140289,152677)	4144.5 (3943.4,4341.4)	177656 (170621,185286)	4165.6 (3972.3,4376.6)	0.5 (-2.7,4.2)
Portugal	322360 (307637,339595)	3723.9 (3536.4,3937.3)	286731 (274563,299636)	3722.6 (3535,3936.2)	0 (0,0)
Spain	1099090 (1004185,1200771)	3381 (3068.7,3702.9)	1148895 (1060727,1245754)	3377.1 (3064.5,3699)	-0.1 (-0.1,-0.1)
Sweden	262026 (252136,271983)	3747.5 (3583.4,3912.2)	308419 (296772,319718)	3740.3 (3576.4,3904.8)	-0.2 (-0.2,-0.2)
Switzerland	201961 (192734,211809)	3710.4 (3522.7,3922.7)	245765 (235056,257259)	3705.5 (3518,3917.9)	-0.1 (-0.2,-0.1)
United Kingdom	2074486 (1990659,2157107)	4344.6 (4145,4541.2)	2283384 (2199550,2372174)	4250.1 (4066.4,4444.8)	-2.2 (-4.5,0.5)
Monaco	790 (757,827)	3708.7 (3522,3920.4)	1019 (975,1066)	3724.7 (3535.8,3939.6)	0.4 (0.3,0.5)
San Marino	734 (700,772)	3720.6 (3532.4,3933.4)	959 (918,1006)	3730 (3542.3,3944.7)	0.3 (0.2,0.3)
Southern Latin America	1557988 (1462161,1662340)	3057.7 (2871.4,3259.7)	1826016 (1722949,1937851)	3052 (2866.3,3253.5)	-0.2 (-0.2,-0.2)
Argentina	1047323 (982735,1117719)	3058.2 (2871.9,3260.3)	1261656 (1189577,1340602)	3053.7 (2867.9,3255.3)	-0.1 (-0.2,-0.1)
Chile	418715 (393059,446955)	3056.6 (2870.6,3258.3)	473054 (447327,500728)	3047.2 (2861.7,3248.3)	-0.3 (-0.3,-0.3)
Uruguay	91888 (86532,97692)	3054.9 (2869.1,3256.5)	91215 (86333,96541)	3052.9 (2867.5,3254.2)	-0.1 (-0.1,0)
High-income North America	7937904 (7661589,8218256)	3151.3 (3033.3,3267.2)	9206840 (8920125,9490573)	3022.4 (2912.5,3127.9)	-4.1 (-4.8,-3.4)

Canada	475269 (457481,495291)	1984 (1904.5,2072.7)	594932 (574092,618546)	1984.5 (1904.9,2073.1)	0 (0,0)
United States of America	7461414 (7201374,7724752)	3274.4 (3152,3398.2)	8610796 (8334298,8884463)	3131.8 (3018,3240.7)	-4.4 (-5.1,-3.6)
Greenland	1039 (996,1085)	1965.9 (1886.8,2054.5)	965 (929,1007)	1976.2 (1896.8,2065.5)	0.5 (0.5,0.6)
Caribbean	730813 (681212,786262)	1932.2 (1808.5,2072.8)	856709 (803276,916839)	1930.5 (1807,2070.9)	-0.1 (-0.1,-0.1)
Antigua and Barbuda	1228 (1147,1321)	1934.5 (1810.8,2075.1)	1444 (1359,1540)	1930.6 (1807.3,2071.1)	-0.2 (-0.2,-0.2)
Bahamas	5246 (4893,5640)	1933 (1809.5,2073.7)	6392 (6007,6832)	1934.2 (1810.5,2075)	0.1 (0,0.1)
Barbados	4637 (4351,4963)	1932.9 (1809.6,2073.7)	4608 (4346,4904)	1930.1 (1806.7,2070.5)	-0.1 (-0.2,-0.1)
Belize	4505 (4174,4857)	1928.9 (1805.4,2069.3)	8153 (7609,8759)	1930.5 (1806.8,2070.8)	0.1 (0,0.1)
Cuba	194666 (182578,208194)	1927.5 (1804.2,2067.7)	173165 (163677,184211)	1926.4 (1803.4,2066.8)	-0.1 (-0.1,0)
Dominica	1548 (1441,1665)	1927.3 (1804.6,2068)	1164 (1094,1245)	1926.8 (1803.4,2066.9)	0 (-0.1,0.1)
Dominican Republic	161943 (150462,174446)	1933.8 (1809.8,2074.4)	209108 (195559,224488)	1928.9 (1805.5,2069.4)	-0.3 (-0.3,-0.2)
Grenada	1921 (1785,2068)	1931.7 (1808.4,2072.4)	1772 (1665,1893)	1925.6 (1802.6,2065.7)	-0.3 (-0.4,-0.3)
Guyana	17048 (15844,18361)	1933.4 (1809.7,2074.1)	14688 (13733,15749)	1931 (1807.6,2071.5)	-0.1 (-0.2,-0.1)
Haiti	150401 (139501,162311)	1936.8 (1812.6,2077.7)	263827 (245549,283700)	1934 (1810.3,2074.6)	-0.1 (-0.2,-0.1)
Jamaica	51354 (47776,55287)	1932.8 (1809.1,2073.4)	48908 (45963,52270)	1929.7 (1806.4,2070)	-0.2 (-0.2,-0.1)
Saint Lucia	3105 (2885,3341)	1934.9 (1811.3,2075.7)	2801 (2639,2988)	1929.4 (1806.1,2069.7)	-0.3 (-0.3,-0.2)
Saint Vincent and the	2476 (2302,2666)	1931 (1807.7,2071.7)	1952 (1834,2085)	1927.3 (1804.1,2067.4)	-0.2 (-0.2,-0.1)

Grenadines					
Suriname	8218 (7649,8840)	1930.3 (1807.2,2071)	10551 (9887,11298)	1929.1 (1805.7,2069.4)	-0.1 (-0.1,0)
Trinidad and Tobago	25464 (23721,27394)	1930.4 (1807,2070.9)	22707 (21349,24223)	1928.4 (1805.1,2068.7)	-0.1 (-0.1,-0.1)
Bermuda	989 (932,1057)	1932.6 (1809.1,2073.3)	924 (875,981)	1931.5 (1807.9,2072)	-0.1 (-0.1,0)
Puerto Rico	68751 (64354,73696)	1931.8 (1808.2,2072.2)	52851 (49922,56130)	1930.6 (1807.2,2071)	-0.1 (-0.1,0)
Saint Kitts and Nevis	881 (820,948)	1932.3 (1809,2073)	981 (922,1047)	1930.5 (1806.9,2070.8)	-0.1 (-0.1,-0.1)
United States Virgin Islands	2087 (1951,2238)	1933.9 (1810.1,2074.4)	1692 (1595,1803)	1932.3 (1808.8,2072.7)	-0.1 (-0.1,0)
Andean Latin America	842540 (801336,885935)	1871.6 (1790.8,1957.5)	1199021 (1145684,1254867)	1879.9 (1799.5,1967.5)	0.4 (-0.5,1.4)
Bolivia (Plurinational State of)	150816 (142883,158356)	1922 (1832.4,2012)	247407 (235529,259034)	1919.1 (1829.6,2008.8)	-0.2 (-0.2,-0.1)
Ecuador	246688 (232674,261946)	2099.1 (1992.5,2216.9)	372292 (352929,393019)	2099.7 (1991.7,2215.2)	0 (-3.1,3.3)
Peru	445036 (422881,469170)	1751.5 (1676.5,1837.5)	579323 (554127,607045)	1747.9 (1672.8,1833.6)	-0.2 (-0.3,-0.1)
Central Latin America	2835208 (2687605,2997894)	1449.3 (1380.5,1522.6)	3491355 (3327396,3663728)	1448 (1376.8,1522.7)	-0.1 (-0.2,0)
Colombia	535189 (500737,571957)	1442.3 (1354.9,1534.8)	626152 (590166,662073)	1440.9 (1354.2,1533.3)	-0.1 (-0.1,0)
Costa Rica	50696 (47421,54241)	1440.4 (1353.6,1532.8)	61045 (57500,64505)	1442.3 (1355.2,1534.8)	0.1 (0.1,0.2)
El Salvador	91777 (85764,98320)	1443.2 (1355.9,1535.4)	89766 (84352,95374)	1443.8 (1356.9,1535.6)	0 (0,0.1)
Guatemala	148389 (138384,159396)	1442.4 (1355.1,1534.9)	279863 (262023,298525)	1442.6 (1355.7,1535.1)	0 (0,0.1)
Honduras	89390 (83333,96067)	1441.8 (1354.7,1534.2)	156164 (146299,166624)	1442.6 (1355.5,1534.8)	0.1 (0,0.1)

Mexico	1490065 (1410020,1569754)	1455.9 (1386,1524.9)	1742113 (1661524,1826210)	1454.6 (1384.8,1523.6)	-0.1 (-0.1,-0.1)
Nicaragua	74358 (69307,79916)	1443.5 (1356,1536.1)	98521 (92450,104997)	1441.2 (1354.4,1533.6)	-0.2 (-0.2,-0.1)
Panama	38676 (36205,41340)	1439.7 (1352.9,1532.1)	59097 (55554,62833)	1439.5 (1352.8,1531.7)	0 (0,0)
Venezuela (Bolivarian Republic of)	316668 (295988,339177)	1441.5 (1354.3,1534.1)	378635 (356523,401550)	1441.4 (1354.4,1533.7)	0 (0,0)
Tropical Latin America	4002690 (3812949,4187736)	2367.6 (2263.4,2472.6)	4780273 (4595096,4976073)	2363.3 (2263.7,2469)	-0.2 (-2.7,2.2)
Brazil	3885821 (3699402,4069172)	2366.3 (2261.9,2470.8)	4612826 (4435672,4803262)	2361.5 (2262.7,2468.1)	-0.2 (-2.8,2.3)
Paraguay	116869 (108932,124729)	2413.6 (2277.2,2552.2)	167446 (157981,177012)	2410.9 (2274.7,2549.4)	-0.1 (-0.1,-0.1)
North Africa and Middle East	5847936 (5513972,6205736)	1462.2 (1381.2,1547.1)	8743082 (8252290,9265851)	1393.8 (1317.1,1474.2)	-4.7 (-5.7,-3.6)
Algeria	399629 (376597,425961)	1344.5 (1270.9,1426.7)	571087 (539369,605622)	1343.6 (1270,1425.8)	-0.1 (-0.1,0)
Bahrain	7427 (6993,7900)	1322.3 (1251.5,1403)	16904 (15847,18031)	1320.9 (1250.1,1401.5)	-0.1 (-0.2,0)
Egypt	570232 (525060,618726)	885 (822.6,954)	910557 (840511,982312)	853.9 (790.8,920.1)	-3.5 (-7.9,0.5)
Iran (Islamic Republic of)	957474 (909621,1007178)	1353.7 (1293.4,1416)	1114244 (1064945,1164967)	1360.9 (1303.7,1422)	0.5 (-2.6,3.6)
Iraq	284735 (260828,307560)	1340.2 (1242.1,1441)	612773 (565693,660983)	1339.5 (1241.5,1440.2)	-0.1 (-0.1,0)
Jordan	60589 (57033,64545)	1338.2 (1265.2,1420.1)	166278 (156851,176780)	1334.6 (1262.1,1416.2)	-0.3 (-0.3,-0.2)
Kuwait	25808 (24308,27441)	1322.3 (1251.1,1402.6)	56432 (52861,60207)	1335.6 (1262.6,1417.3)	1 (0.8,1.2)
Lebanon	48682 (45878,51844)	1345.1 (1271.5,1427.4)	68870 (65078,72953)	1345.8 (1272,1428)	0 (0,0.1)

Libya	67672 (63659,72172)	1336.9 (1264.2,1418.2)	86907 (81772,92327)	1340.8 (1267.7,1422.8)	0.3 (0.2,0.4)
Morocco	386454 (364283,411773)	1347.6 (1273.7,1429.7)	478768 (452160,507992)	1344.8 (1271.2,1427.1)	-0.2 (-0.2,-0.2)
Palestine	34099 (32010,36403)	1347 (1273.1,1429.4)	75258 (70944,80145)	1343.4 (1270,1425.6)	-0.3 (-0.3,-0.2)
Oman	30579 (28737,32605)	1315.9 (1245.1,1397)	60748 (56923,64833)	1310.1 (1239.8,1391.1)	-0.4 (-0.5,-0.3)
Qatar	6171 (5799,6573)	1298 (1228.7,1378.4)	34197 (31919,36767)	1284.8 (1214.8,1362.9)	-1 (-1.2,-0.8)
Saudi Arabia	251742 (236916,268088)	1323.3 (1251.8,1404.1)	458205 (429886,488517)	1321.7 (1250.4,1402.6)	-0.1 (-0.2,-0.1)
Syrian Arab Republic	210748 (198148,224753)	1342.3 (1269,1424.5)	193870 (183132,205660)	1353.1 (1279,1435.7)	0.8 (0.6,1)
Tunisia	127396 (120138,135719)	1344.4 (1270.8,1426.5)	146246 (137760,155065)	1345.2 (1271.7,1427.5)	0.1 (0,0.1)
Turkey	1616055 (1508187,1745003)	2455.5 (2296.6,2641.1)	1836726 (1707110,1974616)	2458.3 (2281,2630.3)	0.1 (-3.4,4)
United Arab Emirates	27156 (25536,28925)	1302.1 (1232.7,1383.2)	104376 (96918,112648)	1300.7 (1231.5,1381.5)	-0.1 (-0.2,0)
Yemen	232408 (217905,248365)	1344.5 (1271.3,1427.2)	493684 (465111,526166)	1344.8 (1271.3,1427.1)	0 (0,0.1)
Afghanistan	177869 (167426,189666)	1352.1 (1278,1434.8)	621518 (583921,662686)	1342.4 (1269.3,1424.5)	-0.7 (-0.9,-0.6)
Sudan	321080 (302019,342247)	1345.2 (1271.7,1427.4)	626552 (590494,667391)	1344.1 (1270.6,1426.3)	-0.1 (-0.1,0)
South Asia	24215103 (22933846,25665257)	1816.2 (1726.2,1916.9)	34520095 (32778221,36440212)	1818.6 (1728.7,1918.9)	0.1 (0,0.2)
Bangladesh	2568176 (2367860,2789849)	1816.9 (1686.4,1964.9)	3002851 (2782146,3256958)	1821.8 (1691.3,1970)	0.3 (0.2,0.3)
Bhutan	14134 (13040,15307)	1817.5 (1687.9,1965.9)	13822 (12833,14980)	1817.2 (1686.9,1965.4)	0 (-0.1,0.1)
India	18586161 (17590943,19681101)	1816.3 (1726.5,1914.1)	25923780 (24627632,27343904)	1818.4 (1728.6,1916.3)	0.1 (0.1,0.1)

Nepal	442809 (408677,480514)	1821 (1690.6,1969.3)	607535 (561738,658930)	1826 (1695.6,1974)	0.3 (0.2,0.3)
Pakistan	2603823 (2463070,2765199)	1813.2 (1723.6,1910.9)	4972107 (4705245,5264199)	1816.2 (1726.2,1914.1)	0.2 (0.1,0.2)
Central Sub-Saharan Africa	764947 (705735,829396)	1080.7 (1008.6,1162.4)	1774712 (1638827,1922017)	1080.8 (1008.5,1162.3)	0 (0,0)
Angola	140769 (129854,152648)	1079.2 (1007.1,1160.7)	420647 (387877,456508)	1082.8 (1010.6,1164.6)	0.3 (0.3,0.4)
Central African Republic	37034 (34199,40147)	1081.3 (1009,1162.8)	70251 (64950,76016)	1082.1 (1009.7,1163.7)	0.1 (0,0.1)
Congo	33436 (30832,36252)	1082.4 (1010.1,1163.9)	65702 (60892,70967)	1080.8 (1008.5,1162.4)	-0.1 (-0.2,-0.1)
Democratic Republic of the Congo	534722 (493430,579990)	1080.9 (1008.8,1162.6)	1178868 (1088806,1276269)	1080.1 (1007.9,1161.6)	-0.1 (-0.1,0)
Equatorial Guinea	5956 (5496,6462)	1083 (1010.6,1164.7)	18518 (17116,20051)	1071.6 (999.1,1152)	-1.1 (-1.4,-0.7)
Gabon	13030 (12062,14112)	1081.2 (1009.2,1162.4)	20726 (19252,22357)	1083 (1010.8,1164.7)	0.2 (0.1,0.2)
Eastern Sub-Saharan Africa	2587979 (2456956,2724332)	1064.3 (1017.6,1114.6)	5505244 (5237541,5781661)	1082.1 (1034.9,1132.1)	1.7 (0.7,2.6)
Burundi	73637 (69601,77802)	1037.7 (988.2,1090.7)	155619 (147161,164387)	1035.9 (986.4,1088.8)	-0.2 (-0.2,-0.1)
Comoros	6084 (5754,6429)	1035.8 (986.5,1088.6)	7968 (7573,8387)	1035 (985.5,1087.9)	-0.1 (-0.1,0)
Djibouti	6295 (5956,6652)	1028.4 (979.1,1080.7)	13554 (12855,14298)	1028 (978.9,1080.3)	0 (-0.1,0)
Eritrea	39803 (37611,42072)	1035.9 (986.6,1088.8)	82461 (78172,87030)	1035.4 (986,1088.3)	0 (-0.1,0)
Ethiopia	605725 (573044,639030)	909.4 (868,953)	1252212 (1189937,1320835)	933.2 (892.5,978.7)	2.6 (-0.5,5.8)
Kenya	262540 (248995,277007)	868.5 (830.3,911.7)	539623 (514115,567668)	914.1 (875.1,957.4)	5.3 (2,8.2)

Madagascar	156324 (147838,165214)	1035.2 (985.7,1088)	332992 (315368,351622)	1035 (985.6,1087.8)	0 (0,0)
Malawi	125191 (118372,132293)	1037.1 (987.6,1090.1)	238021 (225026,251364)	1037.8 (988.3,1090.9)	0.1 (0.1,0.1)
Mozambique	171097 (161609,180810)	1038.8 (989.6,1092)	394352 (372898,416819)	1038.7 (989.3,1091.8)	0 (-0.1,0)
Rwanda	63676 (59319,68995)	678.4 (635.3,728.2)	101051 (94262,109080)	678.2 (635.1,728)	0 (-0.1,0)
Somalia	95137 (89718,100602)	1031.9 (982.7,1084.5)	269461 (254551,284809)	1034.2 (985,1086.9)	0.2 (0.1,0.3)
United Republic of Tanzania	480721 (456293,508145)	1466.9 (1401.3,1540.3)	1005852 (957871,1053966)	1446.1 (1383.7,1510.7)	-1.4 (-4.5,1.6)
Uganda	318351 (290455,348284)	1457.4 (1345.5,1582.6)	754907 (688004,826385)	1457.5 (1345.8,1582.2)	0 (-0.1,0.1)
Zambia	105944 (100116,111947)	1036.4 (986.9,1089.2)	232435 (220089,245574)	1036.3 (986.8,1089.4)	0 (-0.1,0)
South Sudan	75554 (71510,79809)	1029.6 (980.2,1082)	120335 (113708,127116)	1033.8 (984.6,1086.5)	0.4 (0.3,0.5)
Southern Sub-Saharan Africa	674074 (637334,712189)	1084 (1028.4,1140.6)	880127 (833860,927382)	1082.5 (1026.6,1139.8)	-0.1 (-0.2,0)
Botswana	17861 (16485,19335)	1084.1 (1011.8,1165.9)	26270 (24446,28283)	1080.9 (1008.6,1162.3)	-0.3 (-0.4,-0.2)
Lesotho	23954 (22124,25901)	1081.9 (1009.6,1163.4)	24264 (22565,26180)	1081.2 (1009,1162.6)	-0.1 (-0.1,0)
Namibia	18820 (17389,20362)	1082 (1009.7,1163.7)	29046 (26940,31360)	1082.5 (1010.2,1164)	0.1 (0,0.1)
South Africa	456318 (432902,480883)	1084.7 (1033.3,1138.8)	591937 (564008,621112)	1082.5 (1031.3,1136.5)	-0.2 (-0.3,-0.2)
Eswatini	11494 (10586,12478)	1084.8 (1012.4,1166.6)	14055 (13025,15182)	1080.8 (1008.4,1161.9)	-0.4 (-0.5,-0.2)
Zimbabwe	145627 (134213,157942)	1081.8 (1009.6,1163.6)	194555 (180048,210309)	1083.4 (1011,1165.2)	0.1 (0.1,0.2)
Western Sub-	2698453	1096.7	6297598	1102.4	0.5

Saharan Africa	(2556260,2829311)	(1047.4,1143.8)	(5984285,6589760)	(1054,1148.6)	(0.2,0.9)
Benin	71974 (67874,76071)	1099.8 (1046.5,1152.6)	179101 (169083,189008)	1099.7 (1046.4,1152.3)	0 (-0.1,0.1)
Burkina Faso	140307 (132358,148157)	1101.3 (1047.8,1154.2)	320809 (302857,338374)	1100.5 (1047.1,1153.2)	-0.1 (-0.1,0)
Cameroon	170713 (161664,180410)	1272 (1212.4,1333.8)	455123 (435478,472936)	1283.7 (1232.9,1328.3)	0.9 (-2.7,4.7)
Cabo Verde	4921 (4648,5188)	1103.1 (1049.3,1155.9)	6204 (5900,6503)	1097.9 (1044.7,1150.2)	-0.5 (-0.6,-0.4)
Chad	87479 (82557,92346)	1101.2 (1047.6,1153.8)	245909 (231907,259811)	1098.3 (1044.8,1150.8)	-0.3 (-0.3,-0.2)
Côte d'Ivoire	174990 (165186,184754)	1095.7 (1042.6,1148)	346820 (328073,365233)	1094.5 (1041.4,1146.7)	-0.1 (-0.2,-0.1)
Gambia	14275 (13476,15071)	1098 (1044.7,1150.1)	30136 (28511,31737)	1099.4 (1046,1152)	0.1 (0.1,0.2)
Ghana	168312 (159189,177853)	873.4 (831.5,916.9)	312580 (296576,329503)	874.4 (832.6,917.8)	0.1 (0.1,0.1)
Guinea	86688 (81875,91426)	1099.5 (1046.1,1152.2)	177879 (167917,187680)	1100.2 (1046.7,1152.9)	0.1 (0,0.1)
Guinea-Bissau	14482 (13667,15282)	1100.9 (1047.4,1153.7)	25734 (24334,27121)	1100.5 (1047,1153.2)	0 (-0.1,0)
Liberia	27553 (26022,29065)	1099.9 (1046.6,1152.4)	62100 (58807,65368)	1097.1 (1043.7,1149.5)	-0.3 (-0.3,-0.2)
Mali	133067 (124078,142583)	1183.9 (1112.9,1261.3)	337153 (313844,361817)	1178.9 (1104.8,1259.6)	-0.4 (-4.3,3.8)
Mauritania	28992 (27377,30583)	1098.8 (1045.4,1151.3)	53015 (50222,55864)	1099.1 (1045.7,1151.6)	0 (0,0.1)
Niger	119090 (112302,125870)	1098.9 (1045.5,1151.4)	352968 (332813,373044)	1098.9 (1045.5,1151.3)	0 (0,0)
Nigeria	1239249 (1173558,1302863)	1103.6 (1051.5,1153.7)	2976028 (2818285,3128822)	1105.4 (1053.7,1155.3)	0.2 (0.1,0.3)
Sao Tome and Principe	1737 (1639,1832)	1099 (1045.6,1151.7)	2563 (2430,2695)	1098.2 (1044.9,1150.6)	-0.1 (-0.1,0)
Senegal	110556	1100.9	199740	1097	-0.4

	(104346,116740)	(1047.3,1153.6)	(189039,210326)	(1043.7,1149.8)	(-0.4,-0.3)
Sierra Leone	50261 (47498,52990)	1100.4 (1046.9,1153)	109918 (103990,115729)	1099.1 (1045.7,1151.6)	-0.1 (-0.2,-0.1)
Togo	53716 (50662,56712)	1100.5 (1047,1153.2)	103730 (98198,109189)	1099.4 (1046.1,1152.3)	-0.1 (-0.1,0)

AD, Atopic dermatitis; SDI, socio-demographic index. 95% UI=95% uncertainty interval.

Table S7. Disability-adjusted-life-years due to atopic dermatitis in 1990 and 2019 for both sexes and percentage change in age-standardized rates by location.

DALYs of AD	1990		2019		Percentage change in age-standardized rates between 1990 and 2019
	Counts(95% UI)	Rate(95% UI)	Counts(95% UI)	Rate(95% UI)	
Global	5827142 (3089709,9784389)	104 (55.3,174.6)	7480085 (3986821,12581232)	99.7 (53.1,167.4)	-4.1 (-4.8,-3.5)
High SDI	1158917 (618496,1945587)	161.8 (86.7,272.5)	1240409 (663020,2080100)	155.5 (83.5,262)	-3.8 (-4.7,-2.9)
High-middle SDI	1301514 (690908,2189633)	115.4 (61.3,194)	1498845 (801392,2510050)	120.4 (63.8,202.2)	4.4 (3.3,5.6)
Low SDI	406387 (220018,678934)	60.7 (32.7,101.7)	829148 (444490,1384307)	59.7 (32,100.1)	-1.7 (-3,-0.3)
Low-middle SDI	1118228 (597440,1860639)	85.5 (45.7,142.5)	1529171 (819894,2548717)	83.6 (44.8,139.8)	-2.2 (-3.4,-1)
Middle SDI	1838886 (976566,3084347)	103.9 (55.5,173.6)	2377976 (1262654,3996298)	102.3 (54.3,171.7)	-1.6 (-2.7,-0.5)
East Asia	1294973 (692991,2172716)	107 (57.2,179)	1608174 (861025,2679567)	108.4 (58.3,180.1)	1.4 (-1.0,3.8)
China	1239092 (662797,2079102)	106 (56.6,177)	1539727 (824236,2559834)	107.5 (57.8,178.1)	1.4 (-1.0,4.0)
Democratic People's Republic of Korea	26043 (14004,44036)	125.5 (67.5,211.2)	32326 (17516,54145)	123 (67,205.8)	-1.9 (-5.9,2.1)
Taiwan (Province of China)	29838 (15772,50276)	146.6 (78,246.8)	36122 (19143,61063)	150.6 (80.3,253.1)	2.7 (-2.1,7.7)
Southeast Asia	695628 (368703,1173876)	149 (79.6,249.8)	1006056 (539808,1689425)	149.1 (79.9,250.5)	0.1 (-1.3,1.4)
Cambodia	14837 (7970,25038)	144.4 (78,241.6)	23658 (12546,39702)	142 (75.7,238.5)	-1.7 (-5.4,2.3)
Indonesia	297622 (158489,497896)	160.7 (86.1,267.5)	420929 (225158,706454)	162 (86.7,271.7)	0.8 (-1.7,3.3)
Lao People's Democratic Republic	5885 (3128,9953)	142.7 (75.7,240.1)	10128 (5418,17115)	141.2 (75.7,237.1)	-1 (-4.7,2.8)

Malaysia	24960 (13431,41909)	140.9 (75.6,236)	43806 (23537,74206)	139.6 (75.3,235.8)	-1 (-4.8,2.8)
Maldives	310 (167,522)	139.3 (74.9,234.8)	644 (345,1082)	131 (69.8,218.1)	-6 (-9.6,-2.3)
Myanmar	57968 (30806,97910)	141.3 (75.4,237.9)	78183 (42080,131860)	143.1 (77,241.2)	1.2 (-2.8,5)
Philippines	89462 (47341,150604)	141.5 (75.8,237.9)	158455 (84475,266456)	141.4 (75.8,237.5)	-0.1 (-0.9,0.8)
Sri Lanka	21925 (11790,36810)	126.6 (68.3,212.4)	27646 (14897,46398)	127.1 (68.4,213)	0.4 (-4.2,5)
Thailand	81052 (43239,137212)	142.1 (75.9,239.8)	99794 (53985,167440)	142.5 (76.8,239.3)	0.3 (-3.4,4.3)
Timor-Leste	1087 (585,1825)	139.2 (75.5,235.8)	1873 (1009,3147)	141 (75.9,236.8)	1.3 (-2.7,5.1)
Viet Nam	97937 (51526,164623)	144 (76.4,242)	137692 (73697,229115)	142.1 (76.1,235.7)	-1.3 (-5.2,2.6)
Mauritius	1555 (832,2626)	140.8 (75.4,237.4)	1791 (964,3006)	140.6 (75.9,235.5)	-0.1 (-4.3,6)
Seychelles	103 (56,174)	141 (76,237.5)	140 (75,233)	137.6 (73.7,228.7)	-2.4 (-6,1.6)
Oceania	8603 (4576,14452)	131.8 (70.2,221.2)	17608 (9331,29741)	132 (70.4,222.4)	0.1 (-2.8,2.9)
Fiji	1020 (541,1731)	132.9 (70.6,224.1)	1207 (644,2022)	132.3 (70.4,221.2)	-0.5 (-4.2,3.6)
Kiribati	100 (54,166)	133.8 (72.6,222.5)	160 (86,268)	134.2 (72.4,224.2)	0.3 (-3.9,4)
Marshall Islands	62 (33,105)	132.2 (70.1,221.6)	75 (40,127)	131.9 (70.2,222.3)	-0.2 (-4.2,3.6)
Micronesia (Federated States of)	140 (75,234)	132.5 (70.9,222.4)	135 (72,229)	132.5 (70.7,224.3)	0 (-3.6,4)
Papua New Guinea	5415 (2891,9044)	131.4 (70.2,220.4)	13070 (6918,22089)	131.7 (70.1,221.9)	0.2 (-3.7,4.1)
Samoa	220 (118,369)	132.3 (70.6,220.8)	283 (148,476)	132.6 (69.8,222.1)	0.2 (-3.6,4)

Solomon Islands	455 (242,767)	132.2 (70.5,223.4)	877 (467,1474)	133 (71.4,223.5)	0.6 (-3.1,4.6)
Tonga	131 (69,219)	134.5 (71.9,224.5)	138 (74,232)	134.7 (72.8,225.8)	0.1 (-3.8,4.1)
Vanuatu	204 (108,343)	132.6 (70.5,223.8)	397 (213,661)	133.2 (71.3,222.8)	0.5 (-3.1,4.7)
American Samoa	65 (34,108)	132.8 (69.4,221.8)	74 (39,124)	133.2 (70.8,223.5)	0.3 (-3.6,4.1)
Cook Islands	25 (13,42)	132.5 (70.6,221.5)	24 (13,41)	135.3 (73.4,227.8)	2.1 (-2.1,6.3)
Guam	178 (95,301)	131 (69.8,220.3)	225 (120,378)	132.2 (70.4,222.3)	0.9 (-3,5)
Nauru	14 (7,23)	132.6 (70,224)	14 (7,24)	133.7 (70.1,224.6)	0.8 (-3.1,4.9)
Niue	3 (2,5)	133.1 (70.4,222.8)	2 (1,4)	132.8 (71,223.1)	-0.2 (-4.2,3.4)
Northern Mariana Islands	59 (31,100)	131.1 (70.4,220.5)	55 (30,93)	132 (71.1,223)	0.7 (-3.1,5.1)
Palau	20 (11,34)	132.4 (71.1,223.6)	23 (12,38)	128.1 (68.6,213.8)	-3.2 (-7.1,0.8)
Tokelau	2 (1,4)	134.6 (72.5,225.1)	2 (1,3)	132.7 (71,222.4)	-1.4 (-5.2,2.6)
Tuvalu	13 (7,22)	136.6 (73.3,230.6)	16 (8,26)	131.6 (69.8,219.4)	-3.6 (-7.4,0.4)
Central Asia	169827 (91806,284369)	208.2 (111.9,349.5)	196199 (104387,329284)	207.2 (110.3,347.2)	-0.5 (-1.9,1)
Armenia	7495 (3964,12707)	208 (110.5,352.4)	5074 (2706,8560)	206.4 (110.2,348.3)	-0.8 (-4.1,2.6)
Azerbaijan	17118 (9192,28960)	208.3 (111.5,352.3)	18527 (9857,31338)	205.9 (109.4,349)	-1.2 (-4.3,2.5)
Georgia	10661 (5773,17723)	208.9 (112.7,347.8)	6015 (3232,10195)	204.4 (109,345.6)	-2.1 (-8.2,4)
Kazakhstan	36693 (19498,61232)	208.3 (111,347.3)	37548 (20015,62907)	208.3 (110.8,348.6)	0 (-3.4,3.4)

Kyrgyzstan	11236 (6051,19177)	208.5 (111.9,350.5)	14801 (7836,24908)	208 (110.3,349.9)	-0.3 (-3.5,3.3)
Mongolia	5823 (3139,9962)	207.7 (111.4,355.5)	7313 (3872,12243)	208.6 (111.2,347.8)	0.4 (-2.6,4.1)
Tajikistan	14938 (8002,25029)	208.2 (112.5,345)	22421 (12001,37838)	207.1 (110.8,349.3)	-0.5 (-3.7,2.9)
Turkmenistan	9857 (5215,16573)	208.6 (111.3,347.9)	10874 (5779,18391)	206.6 (110.2,348.2)	-1 (-4.4,2.4)
Uzbekistan	56005 (30295,95071)	207.8 (112.6,351.9)	73627 (39323,123850)	206.9 (110.7,348.1)	-0.4 (-4,3)
Central Europe	90851 (48749,153200)	84.4 (45.4,142)	66859 (35722,113307)	84 (44.7,142.7)	-0.5 (-2,1.1)
Albania	3249 (1761,5461)	87.3 (47.5,146.3)	1800 (970,3035)	87.7 (47,148.4)	0.4 (-4.5,6)
Bosnia and Herzegovina	3607 (1957,6083)	87.5 (47.4,147.6)	1962 (1065,3263)	87.6 (47,146.3)	0.1 (-4.6,5.2)
Bulgaria	6070 (3221,10332)	87.7 (46.4,149.1)	4050 (2159,6832)	87.6 (46.6,147.1)	-0.1 (-5.6,5.6)
Croatia	3447 (1844,5772)	87.7 (46.3,146.4)	2494 (1332,4193)	87.7 (47,147.2)	-0.1 (-5.2,5.5)
Czechia	7372 (3981,12393)	87.7 (47,147.4)	6560 (3478,11138)	87.5 (46.3,150.6)	-0.2 (-4.8,4.8)
Hungary	9951 (5344,16871)	119.8 (64.3,203.9)	7864 (4222,13289)	120 (64.5,204.1)	0.2 (-4.1,4.6)
North Macedonia	1682 (902,2840)	87.5 (46.9,147.7)	1350 (732,2254)	87.5 (47.3,147.4)	-0.1 (-5.4,5.3)
Montenegro	515 (276,863)	87.7 (46.8,146.9)	407 (220,681)	87.7 (47,146.5)	0 (-5.1,5.2)
Poland	29644 (15776,49700)	85.7 (45.7,143.6)	21943 (11771,36796)	81.9 (43.9,137.8)	-4.4 (-7.2,-1.5)
Romania	12697 (6743,21132)	61.3 (32.5,102.3)	8245 (4364,13791)	61.9 (32.6,104.3)	1 (-6,7.6)
Serbia	6992 (3799,11656)	87.8 (47.4,146.3)	5584 (3015,9361)	87.7 (47,148.2)	-0.2 (-5,5.1)

Slovakia	4207 (2253,7099)	87.8 (47.2,148.5)	3355 (1799,5570)	87.7 (46.9,147.6)	-0.1 (-5.3,5.2)
Slovenia	1417 (759,2403)	87.8 (46.9,148.9)	1245 (677,2107)	87.5 (47.1,148.7)	-0.4 (-6.5,7)
Eastern Europe	265747 (141772,448391)	135.3 (72.3,228.6)	212788 (113396,360336)	137.7 (73.1,233.3)	1.8 (0.3,3.2)
Belarus	8535 (4521,14337)	92.8 (49.1,156.7)	6475 (3508,10908)	92.6 (49.5,156.7)	-0.2 (-5.1,4.6)
Estonia	2873 (1548,4841)	213.1 (114.9,358.1)	1966 (1052,3306)	212.9 (113.2,360)	-0.1 (-3.3,3.1)
Latvia	1339 (714,2254)	60 (32,101.3)	787 (424,1363)	60 (32.2,103.6)	-0.1 (-7.2,7.1)
Lithuania	2960 (1593,4939)	92.9 (49.8,154.7)	1767 (960,2981)	92.7 (49.8,157.9)	-0.2 (-5.3,4.6)
Republic of Moldova	4067 (2189,6808)	92.7 (49.8,155.1)	2340 (1255,3900)	92.5 (49.2,154.9)	-0.2 (-5.2,5.1)
Russian Federation	203894 (108935,344705)	154.3 (82.3,261.2)	170675 (90555,288247)	153.7 (81.7,259.9)	-0.4 (-1.9,1)
Ukraine	42079 (22668,70862)	95.4 (51.4,160.8)	28778 (15661,48852)	95.2 (51.3,162.1)	-0.2 (-5.5,5.2)
High-income Asia Pacific	316556 (169574,530442)	216.4 (115.7,361.7)	277889 (151340,465932)	216.2 (116.3,365.2)	-0.1 (-2.8,2.5)
Brunei Darussalam	521 (274,887)	176.4 (93.5,298.6)	671 (355,1133)	177.1 (94,298.5)	0.4 (-3.2,4.1)
Japan	237194 (127300,397149)	235.9 (126.7,396.5)	205111 (110879,342695)	236.1 (126.3,396.9)	0.1 (-3.3,3.1)
Republic of Korea	74653 (39602,124552)	177.1 (93.7,295.7)	65736 (35568,111406)	178.8 (96.7,302.5)	1 (-4.1,6.6)
Singapore	4189 (2243,7078)	160.8 (85.9,272.3)	6371 (3427,10742)	159.8 (86.4,270.3)	-0.6 (-6.4,5.9)
Australasia	21020 (11410,36091)	116.8 (63.4,200.4)	27547 (14760,46221)	116.6 (62.4,197)	-0.1 (-4.9,5)
Australia	16486 (8939,28609)	110.5 (59.8,190.9)	21980 (11767,37024)	110.5 (59,187)	-0.1 (-5.8,6.5)

New Zealand	4534 (2471,7571)	146.8 (79.8,244.8)	5566 (2984,9291)	149.2 (79.7,250.3)	1.6 (-3,6.4)
Western Europe	557123 (300143,937435)	178.4 (96.1,301.2)	589199 (315986,990299)	178.8 (96.1,302.1)	0.2 (-1,1.4)
Andorra	69 (37,115)	162.7 (87.3,271.7)	93 (50,158)	163.7 (87.3,275.6)	0.6 (-3.2,4.4)
Austria	10184 (5450,17113)	164 (87.8,277.9)	10721 (5797,17948)	163.6 (87.9,273.9)	-0.3 (-3.6,3.2)
Belgium	13170 (7022,21935)	164 (87.9,274)	14575 (7780,24361)	164 (87.3,273.3)	0 (-3.6,3.9)
Cyprus	1123 (606,1878)	154.1 (82.9,259.2)	1533 (823,2608)	153.9 (83.4,265.1)	-0.1 (-6.1,5.7)
Denmark	8137 (4362,13841)	200.8 (106.9,340)	9139 (4827,15408)	204.2 (107.5,344.4)	1.7 (-4.1,7.7)
Finland	6730 (3610,11219)	164 (88.2,274.8)	6883 (3684,11492)	163.9 (86.6,276.3)	-0.1 (-3.7,3.8)
France	111086 (59297,185490)	224.5 (119.3,376.4)	119035 (63457,199651)	224.5 (118.4,380.8)	0 (-3.2,3.3)
Germany	97277 (52205,163070)	158.5 (86,266.7)	98027 (52612,162850)	160 (84.8,268.1)	1 (-3.9,5.9)
Greece	10979 (5888,18816)	129.6 (69.3,222.8)	9663 (5224,16391)	130.6 (70.7,223.7)	0.7 (-4.9,7)
Iceland	445 (236,755)	187.2 (99.5,318)	530 (283,893)	186.1 (98.5,315.5)	-0.5 (-6.3,5.4)
Ireland	5766 (3120,9731)	164 (88.6,276.9)	6827 (3706,11528)	164.2 (88.9,276.3)	0.1 (-3.7,4)
Israel	8556 (4586,14247)	164.5 (88.1,274)	15135 (8103,25390)	164.2 (87.7,275.4)	-0.2 (-4.3,3.8)
Italy	82648 (43968,138887)	189 (100.3,320.4)	80465 (43514,134478)	188.9 (100.4,320.2)	-0.1 (-1.2,1)
Luxembourg	493 (266,828)	164.1 (88,275.8)	766 (407,1289)	163.7 (86.8,274.5)	-0.2 (-3.7,3.5)
Malta	547 (293,918)	163.8 (88.2,275.9)	526 (283,879)	163.5 (88.4,274.8)	-0.2 (-3.9,3.6)

Netherlands	19942 (10665,33507)	164.3 (87.3,274.7)	21417 (11540,35776)	164.2 (88.4,274.4)	0 (-3.7,3.7)
Norway	6392 (3456,10687)	182.9 (98.5,307.4)	7739 (4147,12956)	183.9 (97.8,309)	0.6 (-2.9,4.5)
Portugal	14098 (7626,23715)	164.1 (89.2,274.7)	12375 (6655,20762)	164.3 (88.1,276.5)	0.1 (-3.8,4)
Spain	48151 (26039,81579)	149.3 (80.8,256)	49809 (27084,84481)	149.2 (80.5,252.7)	-0.1 (-3.8,4.1)
Sweden	11445 (6184,19105)	165.6 (88.9,278)	13438 (7244,22500)	165.4 (89.2,276.6)	-0.1 (-3.1,3.1)
Switzerland	8800 (4738,14741)	163.6 (88.2,274.4)	10678 (5714,17926)	163.8 (87.5,276.3)	0.1 (-3.4,3.9)
United Kingdom	90554 (48914,150955)	191.5 (102.4,319.6)	99226 (53429,165874)	187.3 (100.4,314)	-2.2 (-4.5,0.5)
Monaco	34 (18,57)	164 (87.9,275.6)	44 (24,73)	164.6 (87.9,278.1)	0.4 (-3.3,3.9)
San Marino	32 (17,54)	164.4 (87.9,279.1)	42 (22,70)	164.8 (87.4,276.9)	0.2 (-3.2,4.1)
Southern Latin America	68794 (37079,116092)	134.8 (72.7,227.6)	80109 (43486,134797)	134.6 (73.4,227.3)	-0.2 (-3.4,3.1)
Argentina	46206 (24969,77739)	134.8 (72.7,226.6)	55414 (29951,93129)	134.7 (73.1,226.2)	-0.1 (-4.2,4.4)
Chile	18545 (9837,31229)	135 (71.4,226.7)	20704 (11128,34851)	134.4 (72.3,227.5)	-0.4 (-4.3,3.6)
Uruguay	4040 (2189,6810)	134.7 (73.1,226.9)	3987 (2130,6730)	134.7 (72.2,226.7)	0 (-4.4,4)
High-income North America	345923 (185494,579462)	138.3 (74.3,232)	396747 (213205,660857)	132.5 (70.6,222.3)	-4.2 (-5.4,-3.1)
Canada	20862 (11195,34915)	87.6 (46.7,146.5)	25819 (13822,43286)	87.5 (46.7,147.9)	-0.1 (-4.9,5.2)
United States of America	325007 (174550,544636)	143.6 (77.1,241)	370880 (199067,617823)	137.2 (73.2,230.2)	-4.5 (-5.7,-3.4)
Greenland	46 (24,77)	86.2 (46.1,144.5)	42 (22,72)	86.9 (46,148.5)	0.7 (-4.1,6.2)

Caribbean	32249 (17349,53726)	85 (45.8,141.5)	37557 (20157,62943)	84.8 (45.7,142)	-0.2 (-2.6,2.2)
Antigua and Barbuda	54 (30,91)	85.3 (46.6,143.6)	63 (34,105)	85.1 (46.1,140.9)	-0.2 (-5.9,4.8)
Bahamas	232 (126,393)	85.3 (46.3,144.9)	281 (151,478)	85.3 (45.6,144.2)	-0.1 (-5.4,5.6)
Barbados	204 (110,347)	85.2 (46,144.6)	201 (107,340)	85.1 (45.5,143.9)	-0.1 (-5.2,5.2)
Belize	200 (108,337)	84.9 (45.5,143.8)	360 (194,607)	85 (45.8,142.8)	0.1 (-5.2,5.8)
Cuba	8569 (4602,14406)	85 (45.7,143.1)	7527 (4096,12543)	84.8 (46.3,141.4)	-0.2 (-5.4,5.3)
Dominica	68 (37,115)	85 (46,142.7)	51 (27,86)	84.9 (45.4,142.8)	-0.2 (-5,5.4)
Dominican Republic	7178 (3838,12120)	85.2 (45.7,143.3)	9236 (4944,15539)	85.1 (45.7,143.2)	-0.1 (-5.1,5.2)
Grenada	85 (46,142)	85 (46,143)	78 (42,130)	84.7 (46.1,141.9)	-0.3 (-5.3,5.4)
Guyana	751 (401,1273)	84.6 (45.5,142.8)	644 (348,1082)	84.6 (45.7,141.3)	0.1 (-4.9,5.3)
Haiti	6618 (3585,11078)	84.6 (45.8,141.2)	11583 (6210,19454)	84.5 (45.5,141.6)	-0.2 (-5,5)
Jamaica	2274 (1232,3848)	85.3 (46.1,144.3)	2147 (1154,3642)	85 (46,144.2)	-0.4 (-5.4,5)
Saint Lucia	137 (74,231)	85.1 (45.9,143)	122 (66,207)	85 (46.1,143.6)	-0.1 (-5.5,5.1)
Saint Vincent and the Grenadines	110 (59,184)	85 (46,142)	86 (46,144)	84.8 (45.3,142.5)	-0.3 (-5.5,4.9)
Suriname	363 (196,601)	84.9 (45.9,140.9)	463 (251,784)	84.8 (46,142.7)	-0.1 (-5.4,5.6)
Trinidad and Tobago	1127 (613,1886)	85.1 (46.3,142.3)	992 (535,1666)	84.9 (45.8,143.4)	-0.2 (-5.5,5)
Bermuda	44 (23,73)	85.4 (45.8,143.8)	40 (21,68)	85.4 (45.4,145.4)	0 (-4.8,4.9)

Puerto Rico	3031 (1646,5109)	85.2 (46.3,144.2)	2293 (1232,3823)	85.2 (45.4,142.4)	0 (-5.3,5.7)
Saint Kitts and Nevis	39 (21,66)	85.1 (45.5,143.7)	43 (23,72)	85.1 (45.7,144.3)	0.1 (-5,5.4)
United States Virgin Islands	92 (50,157)	85.4 (46.2,145.1)	74 (40,124)	85.3 (45.8,143.1)	-0.1 (-5.4,5.6)
Andean Latin America	37232 (20103,62863)	82.2 (44.5,138)	52923 (28045,88654)	82.9 (43.9,138.6)	0.8 (-2.6,4.6)
Bolivia (Plurinational State of)	6660 (3625,11251)	84.2 (45.9,140.9)	10913 (5934,18407)	84.4 (45.7,142.1)	0.1 (-4.7,5.7)
Ecuador	10909 (5845,18461)	92.3 (49.6,154.7)	16452 (8721,27630)	92.7 (49.1,155.4)	0.4 (-5.5,6.8)
Peru	19663 (10574,33203)	77 (41.5,129.5)	25557 (13785,42899)	77.1 (41.5,129.5)	0.2 (-5.1,6.4)
Central Latin America	126032 (68155,212063)	64.1 (34.7,108.2)	154576 (84151,260390)	64.1 (35,108.3)	0 (-1.5,1.7)
Colombia	23776 (12773,40602)	63.8 (34.4,109.4)	27669 (14793,46188)	63.8 (34.5,106.1)	0 (-5.6,6.1)
Costa Rica	2258 (1214,3837)	63.9 (34.3,108.1)	2701 (1437,4631)	64 (34.3,109.5)	0.1 (-5.6,6.2)
El Salvador	4060 (2176,6766)	63.6 (34.3,106)	3971 (2154,6673)	63.9 (34.7,107.3)	0.5 (-5.7,6.5)
Guatemala	6568 (3539,11000)	63.4 (34.2,105.6)	12406 (6714,20810)	63.7 (34.6,107.3)	0.5 (-5.6,6.5)
Honduras	3970 (2120,6730)	63.7 (34,107.8)	6924 (3703,11695)	63.8 (34.1,107.6)	0.1 (-5.8,6.3)
Mexico	66307 (35752,111003)	64.4 (34.7,108.3)	77163 (41776,129345)	64.5 (34.9,108)	0 (-1.4,1.6)
Nicaragua	3300 (1768,5575)	63.7 (34.1,107)	4376 (2364,7356)	63.9 (34.5,107.4)	0.3 (-5.8,6.1)
Panama	1718 (918,2868)	63.7 (34.2,106.6)	2620 (1436,4389)	63.9 (35,107)	0.2 (-5.2,6.4)
Venezuela (Bolivarian Republic of)	14073 (7612,23433)	63.8 (34.4,106.4)	16745 (9045,28190)	63.8 (34.3,107.4)	0.1 (-5.8,6.5)

Tropical Latin America	176414 (94483,295332)	103.7 (55.9,173.5)	209058 (112004,349236)	103.8 (55.4,173.4)	0.1 (-2.9,2.7)
Brazil	171242 (91690,286882)	103.6 (55.8,173.5)	201682 (108006,336470)	103.7 (55.4,173)	0 (-3,2.9)
Paraguay	5172 (2753,8672)	106 (57.5,177.8)	7376 (3945,12498)	106 (56.7,179.4)	0 (-4.7,4.8)
North Africa and Middle East	258486 (138378,433513)	64.3 (34.4,108)	384720 (207542,647825)	61.3 (33,103.2)	-4.7 (-6.5,-2.6)
Algeria	17711 (9444,29394)	59.2 (31.5,98.5)	25165 (13369,41875)	59.2 (31.5,98.7)	-0.1 (-6,6.4)
Bahrain	329 (174,556)	58.4 (30.8,98.8)	741 (402,1266)	58.2 (31.5,98.9)	-0.3 (-6.7,6.6)
Egypt	25257 (13585,42848)	39 (20.8,66.2)	40283 (21785,68494)	37.7 (20.4,64.2)	-3.4 (-11.4,5.2)
Iran (Islamic Republic of)	42392 (22655,70758)	59.5 (31.8,100)	49008 (26429,82662)	60 (32.4,101.6)	0.8 (-2.9,4.3)
Iraq	12571 (6733,21096)	58.7 (31.5,98.3)	27031 (14398,46179)	58.9 (31.4,100.8)	0.3 (-5.6,6.7)
Jordan	2692 (1468,4555)	59 (32,99.7)	7341 (3922,12521)	58.8 (31.4,100.2)	-0.4 (-6.6,5.9)
Kuwait	1144 (610,1906)	58.5 (31.1,97.4)	2482 (1328,4189)	59 (31.7,100)	0.8 (-4.9,6.9)
Lebanon	2145 (1155,3591)	59 (31.7,98.6)	3033 (1644,5103)	59.3 (32.1,99.4)	0.5 (-5.3,6.9)
Libya	3001 (1635,5017)	58.9 (32,97.8)	3813 (2058,6369)	59 (31.9,98.8)	0.1 (-5.9,6.2)
Morocco	17100 (9211,29062)	59.3 (31.9,101)	21054 (11245,35387)	59.2 (31.7,99.6)	-0.3 (-6.1,6.2)
Palestine	1510 (814,2543)	59.1 (31.6,99.5)	3319 (1795,5536)	59 (31.7,98)	-0.3 (-7,6.3)
Oman	1352 (734,2270)	57.9 (31.3,97.3)	2683 (1431,4532)	57.9 (31.3,97.8)	0 (-5.7,6.5)
Qatar	273 (147,454)	57.3 (31,96.4)	1508 (798,2551)	56.9 (30.2,96.2)	-0.8 (-7.1,6.1)

Saudi Arabia	11173 (6074,18879)	58.4 (31.9,99)	20168 (10830,34359)	58.4 (31.5,99.8)	0 (-6.3,6.2)
Syrian Arab Republic	9346 (5026,15686)	59.1 (31.8,99.2)	8502 (4609,14354)	59.3 (32,99.7)	0.4 (-6,7)
Tunisia	5646 (3066,9439)	59.3 (32.2,99.4)	6437 (3465,10752)	59.4 (32.1,99.6)	0.1 (-5.9,6.1)
Turkey	71313 (38070,119727)	107.9 (57.8,182)	80521 (42426,135343)	108.2 (57.4,181.5)	0.3 (-5.6,6.4)
United Arab Emirates	1201 (643,2015)	57.5 (30.8,96.6)	4582 (2453,7783)	57.5 (30.7,95.4)	0 (-6.7,6.8)
Yemen	10229 (5581,17257)	58.7 (31.8,99.1)	21657 (11696,35978)	58.7 (31.8,97.6)	0 (-6,6.6)
Afghanistan	7764 (4236,13047)	58.6 (31.7,99.1)	27369 (15024,46254)	58.6 (31.9,99.2)	0 (-6.3,7.1)
Sudan	14164 (7711,23712)	59 (32.1,99)	27631 (14807,46383)	59 (31.8,99.1)	0 (-5.6,6.3)
South Asia	1065686 (568560,1766053)	79.7 (42.6,132.5)	1523248 (815461,2542231)	80.2 (42.9,133.7)	0.6 (-0.6,1.9)
Bangladesh	113633 (59001,190289)	80.1 (41.5,133.7)	133162 (70807,223557)	80.8 (43.1,135.2)	0.8 (-4.5,6.2)
Bhutan	622 (330,1022)	79.7 (42.1,131.7)	609 (323,1017)	80 (42.4,132.7)	0.3 (-4.7,5.7)
India	816858 (437857,1351523)	79.6 (42.8,131.9)	1142513 (614488,1908249)	80.1 (43,134.1)	0.6 (-0.7,2)
Nepal	19555 (10495,32586)	80.1 (43.1,133.9)	26905 (14249,44799)	80.8 (42.5,134.6)	0.8 (-4.5,6.9)
Pakistan	115020 (60921,192189)	79.9 (42.5,133)	220059 (118682,366880)	80.2 (43.3,133.4)	0.4 (-2.9,3.9)
Central Sub-Saharan Africa	33642 (18165,56602)	47.3 (25.4,79.1)	78438 (41906,132398)	47.6 (25.4,80.6)	0.5 (-4.1,5.3)
Angola	6226 (3334,10493)	47.5 (25.7,79.8)	18691 (9802,31548)	47.9 (25.2,80.6)	0.7 (-5.7,7.7)
Central African Republic	1624 (866,2722)	47.2 (25.3,79)	3094 (1669,5227)	47.5 (25.8,80.4)	0.5 (-6.1,7)

Congo	1475 (782,2461)	47.6 (25.2,79.3)	2898 (1553,4863)	47.5 (25.5,80)	-0.1 (-6.7,6.9)
Democratic Republic of the Congo	23481 (12787,39550)	47.2 (25.4,78.8)	52023 (28035,87840)	47.5 (25.5,80.6)	0.5 (-6.1,7.2)
Equatorial Guinea	261 (137,443)	47.2 (24.8,80.4)	820 (437,1375)	47.2 (25.2,79.9)	-0.1 (-6.6,6.7)
Gabon	573 (306,970)	47.4 (25.2,79.6)	912 (489,1548)	47.6 (25.6,80.6)	0.3 (-6.7,1)
Eastern Sub-Saharan Africa	113838 (61320,190552)	46.6 (25,78.4)	243541 (130189,410112)	47.6 (25.4,80.1)	2.3 (0,4.4)
Burundi	3243 (1751,5418)	45.5 (24.6,76.9)	6884 (3693,11479)	45.6 (24.3,76.5)	0.2 (-6.7,1)
Comoros	269 (146,450)	45.6 (24.8,76.4)	353 (188,594)	45.8 (24.3,77.3)	0.3 (-6.3,7.3)
Djibouti	278 (151,468)	45.3 (24.4,76)	601 (322,1016)	45.4 (24.3,76.4)	0.3 (-6.8,7.3)
Eritrea	1746 (965,2923)	45.2 (24.9,76.7)	3645 (1969,6162)	45.6 (24.7,77.3)	0.7 (-5.7,8.6)
Ethiopia	26734 (14469,45238)	40 (21.5,67.4)	55512 (29634,92967)	41.2 (21.9,69.5)	3.1 (-1.8,8)
Kenya	11655 (6329,19519)	38.3 (20.8,64.6)	23985 (13033,40392)	40.5 (21.9,68)	5.5 (2,9.1)
Madagascar	6886 (3666,11500)	45.4 (24.2,75.7)	14765 (7815,24881)	45.7 (24.2,77.3)	0.6 (-5.9,8)
Malawi	5508 (2971,9341)	45.4 (24.6,77.5)	10532 (5723,17797)	45.7 (24.6,77.6)	0.6 (-5.4,7.2)
Mozambique	7520 (4015,12539)	45.5 (24.3,76.4)	17406 (9433,29352)	45.6 (24.7,76.4)	0.3 (-6.4,7.8)
Rwanda	2809 (1511,4733)	29.8 (16.2,50.2)	4492 (2425,7572)	30 (16.1,50.7)	0.7 (-7.6,10)
Somalia	4192 (2259,6929)	45.3 (24.5,75.7)	11894 (6353,20113)	45.4 (24.1,77.1)	0.4 (-6.9,7.7)
United Republic of Tanzania	20983 (11377,34902)	63.6 (34.5,105.6)	44375 (23934,74856)	63.4 (34.2,107.3)	-0.4 (-6.9,5.7)

Uganda	13943 (7541,23182)	63.3 (34.1,106.1)	33339 (17856,55650)	63.9 (34.6,107.1)	0.9 (-5,7.1)
Zambia	4658 (2489,7815)	45.4 (24.3,76.4)	10252 (5476,17074)	45.5 (24.3,76)	0.3 (-6.2,7.4)
South Sudan	3329 (1798,5589)	45.2 (24.5,76.4)	5309 (2786,8813)	45.4 (23.8,75.7)	0.5 (-6.3,8)
Southern Sub-Saharan Africa	29891 (16028,49948)	47.9 (25.6,80.1)	38972 (20510,65444)	47.9 (25.2,80.6)	-0.1 (-2.3,2.4)
Botswana	790 (422,1346)	47.7 (25.7,80.7)	1161 (626,1953)	47.7 (25.6,80.1)	-0.1 (-6.8,7.2)
Lesotho	1062 (559,1777)	47.8 (25.3,80.1)	1071 (575,1808)	47.6 (25.6,80.7)	-0.3 (-7.1,6.5)
Namibia	831 (449,1406)	47.6 (25.6,80.6)	1287 (682,2147)	47.8 (25.4,79.9)	0.4 (-6.2,7.6)
South Africa	20226 (10887,34202)	47.9 (25.7,81)	26173 (13841,44144)	47.8 (25.4,80.8)	-0.2 (-2.7,2.6)
Eswatini	511 (273,859)	48 (25.5,80)	623 (332,1037)	47.7 (25.4,79.2)	-0.7 (-7.1,6)
Zimbabwe	6471 (3452,10889)	47.8 (25.6,79.8)	8656 (4553,14732)	48 (25.2,81.6)	0.3 (-6.2,7.6)
Western Sub-Saharan Africa	118627 (63848,201275)	48.1 (25.8,81.3)	277878 (150490,466382)	48.5 (26.2,81.9)	0.9 (-0.5,2.2)
Benin	3176 (1707,5406)	48.3 (26.3,81.1)	7930 (4207,13506)	48.5 (26,82.4)	0.4 (-6.7,7.3)
Burkina Faso	6147 (3275,10272)	48.1 (25.9,80.3)	14140 (7663,24033)	48.4 (26.2,82.3)	0.5 (-5.9,7.6)
Cameroon	7519 (4010,12655)	55.7 (29.7,93.8)	20151 (10927,33855)	56.6 (30.7,95.2)	1.5 (-6.2,8.9)
Cabo Verde	219 (117,367)	48.9 (26.1,82.5)	275 (148,468)	48.7 (26.1,82.8)	-0.3 (-6.7,6.2)
Chad	3858 (2053,6592)	48.4 (25.8,82.5)	10857 (5833,18631)	48.3 (26.1,82.2)	-0.2 (-6.8,6.4)
Côte d'Ivoire	7688 (4117,12999)	47.9 (25.7,81)	15308 (8295,25628)	48.1 (26.1,80.9)	0.4 (-6,7.2)

Gambia	628 (337,1078)	48.1 (25.8,81.8)	1331 (711,2253)	48.4 (25.8,81.7)	0.6 (-6.1,8.3)
Ghana	7438 (3974,12700)	38.5 (20.5,64.6)	13858 (7460,23632)	38.7 (20.8,65.9)	0.5 (-6.7,8.9)
Guinea	3827 (2055,6578)	48.4 (25.8,82.6)	7860 (4202,13336)	48.4 (25.8,82)	0.1 (-6.1,7)
Guinea-Bissau	639 (343,1073)	48.4 (26,80.7)	1138 (614,1926)	48.5 (25.9,82.4)	0.2 (-6.1,6.5)
Liberia	1208 (649,2058)	48 (25.9,81.7)	2740 (1483,4637)	48.2 (26,81.3)	0.4 (-6.7,2)
Mali	5832 (3194,9879)	51.7 (28.4,87.5)	14854 (8002,25304)	51.8 (27.9,88.1)	0.1 (-7.5,8.3)
Mauritania	1281 (699,2146)	48.4 (26.2,81.8)	2343 (1240,3982)	48.5 (25.8,82.1)	0.1 (-6.3,7.2)
Niger	5236 (2856,8800)	48.2 (25.7,81.2)	15561 (8404,26070)	48.3 (26,80.8)	0.2 (-6.3,7)
Nigeria	54411 (29230,91466)	48.3 (25.9,81.5)	131162 (70477,219881)	48.6 (26,81.9)	0.5 (-0.8,1.7)
Sao Tome and Principe	77 (41,129)	48.6 (26.2,81.5)	114 (62,194)	48.7 (26.5,82.5)	0.2 (-6.1,7.3)
Senegal	4866 (2641,8308)	48.3 (26.1,82.3)	8824 (4670,15055)	48.3 (25.6,82.3)	0 (-7,6.7)
Sierra Leone	2210 (1180,3758)	48.2 (26,81.8)	4847 (2611,8184)	48.3 (26.2,81.7)	0.2 (-5.8,7.5)
Togo	2364 (1279,3933)	48.3 (26.1,80.7)	4582 (2470,7785)	48.4 (26.1,82.1)	0.3 (-5.7,6.9)

AD=atopic dermatitis. DALYs=disability-adjusted life-years. SDI=socio-demographic index.

95% UI=95% uncertainty interval.

Table S8. Years lived with disabilities of atopic dermatitis in 1990 and 2019 for both sexes and percentage change in age-standardized rates by location.

YLDs of AD	1990		2019		Percentage change in age-standardized rates between 1990 and 2019
	Counts(95% UI)	Rate(95% UI)	Counts(95% UI)	Rate(95% UI)	
Global	5827142 (3089709,9784389)	104 (55.3,174.6)	7480085 (3986821,12581232)	99.7 (53.1,167.4)	-4.1 (-4.8,-3.5)
High SDI	1158917 (618496,1945587)	161.8 (86.7,272.5)	1240409 (663020,2080100)	155.5 (83.5,262)	-3.8 (-4.7,-2.9)
High-middle SDI	1301514 (690908,2189633)	115.4 (61.3,194)	1498845 (801392,2510050)	120.4 (63.8,202.2)	4.4 (3.3,5.6)
Low SDI	406387 (220018,678934)	60.7 (32.7,101.7)	829148 (444490,1384307)	59.7 (32,100.1)	-1.7 (-3,-0.3)
Low-middle SDI	1118228 (597440,1860639)	85.5 (45.7,142.5)	1529171 (819894,2548717)	83.6 (44.8,139.8)	-2.2 (-3.4,-1)
Middle SDI	1838886 (976566,3084347)	103.9 (55.5,173.6)	2377976 (1262654,3996298)	102.3 (54.3,171.7)	-1.6 (-2.7,-0.5)
East Asia	1294973 (692991,2172716)	107 (57.2,179)	1608174 (861025,2679567)	108.4 (58.3,180.1)	1.4 (-1,3.8)
China	1239092 (662797,2079102)	106 (56.6,177)	1539727 (824236,2559834)	107.5 (57.8,178.1)	1.4 (-1,4)
Democratic People's Republic of Korea	26043 (14004,44036)	125.5 (67.5,211.2)	32326 (17516,54145)	123 (67,205.8)	-1.9 (-5.9,2.1)
Taiwan (Province of China)	29838 (15772,50276)	146.6 (78,246.8)	36122 (19143,61063)	150.6 (80.3,253.1)	2.7 (-2.1,7.7)
Southeast Asia	695628 (368703,1173876)	149 (79.6,249.8)	1006056 (539808,1689425)	149.1 (79.9,250.5)	0.1 (-1.3,1.4)
Cambodia	14837 (7970,25038)	144.4 (78,241.6)	23658 (12546,39702)	142 (75.7,238.5)	-1.7 (-5.4,2.3)
Indonesia	297622 (158489,497896)	160.7 (86.1,267.5)	420929 (225158,706454)	162 (86.7,271.7)	0.8 (-1.7,3.3)
Lao People's Democratic Republic	5885 (3128,9953)	142.7 (75.7,240.1)	10128 (5418,17115)	141.2 (75.7,237.1)	-1 (-4.7,2.8)
Malaysia	24960	140.9	43806	139.6	-1

	(13431,41909)	(75.6,236)	(23537,74206)	(75.3,235.8)	(-4.8,2.8)
Maldives	310 (167,522)	139.3 (74.9,234.8)	644 (345,1082)	131 (69.8,218.1)	-6 (-9.6,-2.3)
Myanmar	57968 (30806,97910)	141.3 (75.4,237.9)	78183 (42080,131860)	143.1 (77,241.2)	1.2 (-2.8,5)
Philippines	89462 (47341,150604)	141.5 (75.8,237.9)	158455 (84475,266456)	141.4 (75.8,237.5)	-0.1 (-0.9,0.8)
Sri Lanka	21925 (11790,36810)	126.6 (68.3,212.4)	27646 (14897,46398)	127.1 (68.4,213)	0.4 (-4.2,5)
Thailand	81052 (43239,137212)	142.1 (75.9,239.8)	99794 (53985,167440)	142.5 (76.8,239.3)	0.3 (-3.4,4.3)
Timor-Leste	1087 (585,1825)	139.2 (75.5,235.8)	1873 (1009,3147)	141 (75.9,236.8)	1.3 (-2.7,5.1)
Viet Nam	97937 (51526,164623)	144 (76.4,242)	137692 (73697,229115)	142.1 (76.1,235.7)	-1.3 (-5.2,2.6)
Mauritius	1555 (832,2626)	140.8 (75.4,237.4)	1791 (964,3006)	140.6 (75.9,235.5)	-0.1 (-4.3,6)
Seychelles	103 (56,174)	141 (76,237.5)	140 (75,233)	137.6 (73.7,228.7)	-2.4 (-6,1.6)
Oceania	8603 (4576,14452)	131.8 (70.2,221.2)	17608 (9331,29741)	132 (70.4,222.4)	0.1 (-2.8,2.9)
Fiji	1020 (541,1731)	132.9 (70.6,224.1)	1207 (644,2022)	132.3 (70.4,221.2)	-0.5 (-4.2,3.6)
Kiribati	100 (54,166)	133.8 (72.6,222.5)	160 (86,268)	134.2 (72.4,224.2)	0.3 (-3.9,4)
Marshall Islands	62 (33,105)	132.2 (70.1,221.6)	75 (40,127)	131.9 (70.2,222.3)	-0.2 (-4.2,3.6)
Micronesia (Federated States of)	140 (75,234)	132.5 (70.9,222.4)	135 (72,229)	132.5 (70.7,224.3)	0 (-3.6,4)
Papua New Guinea	5415 (2891,9044)	131.4 (70.2,220.4)	13070 (6918,22089)	131.7 (70.1,221.9)	0.2 (-3.7,4.1)
Samoa	220 (118,369)	132.3 (70.6,220.8)	283 (148,476)	132.6 (69.8,222.1)	0.2 (-3.6,4)
Solomon Islands	455	132.2	877	133	0.6

	(242,767)	(70.5,223.4)	(467,1474)	(71.4,223.5)	(-3.1,4.6)
Tonga	131 (69,219)	134.5 (71.9,224.5)	138 (74,232)	134.7 (72.8,225.8)	0.1 (-3.8,4.1)
Vanuatu	204 (108,343)	132.6 (70.5,223.8)	397 (213,661)	133.2 (71.3,222.8)	0.5 (-3.1,4.7)
American Samoa	65 (34,108)	132.8 (69.4,221.8)	74 (39,124)	133.2 (70.8,223.5)	0.3 (-3.6,4.1)
Cook Islands	25 (13,42)	132.5 (70.6,221.5)	24 (13,41)	135.3 (73.4,227.8)	2.1 (-2.1,6.3)
Guam	178 (95,301)	131 (69.8,220.3)	225 (120,378)	132.2 (70.4,222.3)	0.9 (-3,5)
Nauru	14 (7,23)	132.6 (70,224)	14 (7,24)	133.7 (70.1,224.6)	0.8 (-3.1,4.9)
Niue	3 (2,5)	133.1 (70.4,222.8)	2 (1,4)	132.8 (71,223.1)	-0.2 (-4.2,3.4)
Northern Mariana Islands	59 (31,100)	131.1 (70.4,220.5)	55 (30,93)	132 (71.1,223)	0.7 (-3.1,5.1)
Palau	20 (11,34)	132.4 (71.1,223.6)	23 (12,38)	128.1 (68.6,213.8)	-3.2 (-7.1,0.8)
Tokelau	2 (1,4)	134.6 (72.5,225.1)	2 (1,3)	132.7 (71,222.4)	-1.4 (-5.2,2.6)
Tuvalu	13 (7,22)	136.6 (73.3,230.6)	16 (8,26)	131.6 (69.8,219.4)	-3.6 (-7.4,0.4)
Central Asia	169827 (91806,284369)	208.2 (111.9,349.5)	196199 (104387,329284)	207.2 (110.3,347.2)	-0.5 (-1.9,1)
Armenia	7495 (3964,12707)	208 (110.5,352.4)	5074 (2706,8560)	206.4 (110.2,348.3)	-0.8 (-4.1,2.6)
Azerbaijan	17118 (9192,28960)	208.3 (111.5,352.3)	18527 (9857,31338)	205.9 (109.4,349)	-1.2 (-4.3,2.5)
Georgia	10661 (5773,17723)	208.9 (112.7,347.8)	6015 (3232,10195)	204.4 (109,345.6)	-2.1 (-8.2,4)
Kazakhstan	36693 (19498,61232)	208.3 (111,347.3)	37548 (20015,62907)	208.3 (110.8,348.6)	0 (-3.4,3.4)
Kyrgyzstan	11236	208.5	14801	208	-0.3

	(6051,19177)	(111.9,350.5)	(7836,24908)	(110.3,349.9)	(-3.5,3.3)
Mongolia	5823 (3139,9962)	207.7 (111.4,355.5)	7313 (3872,12243)	208.6 (111.2,347.8)	0.4 (-2.6,4.1)
Tajikistan	14938 (8002,25029)	208.2 (112.5,345)	22421 (12001,37838)	207.1 (110.8,349.3)	-0.5 (-3.7,2.9)
Turkmenistan	9857 (5215,16573)	208.6 (111.3,347.9)	10874 (5779,18391)	206.6 (110.2,348.2)	-1 (-4.4,2.4)
Uzbekistan	56005 (30295,95071)	207.8 (112.6,351.9)	73627 (39323,123850)	206.9 (110.7,348.1)	-0.4 (-4,3)
Central Europe	90851 (48749,153200)	84.4 (45.4,142)	66859 (35722,113307)	84 (44.7,142.7)	-0.5 (-2,1.1)
Albania	3249 (1761,5461)	87.3 (47.5,146.3)	1800 (970,3035)	87.7 (47,148.4)	0.4 (-4.5,6)
Bosnia and Herzegovina	3607 (1957,6083)	87.5 (47.4,147.6)	1962 (1065,3263)	87.6 (47,146.3)	0.1 (-4.6,5.2)
Bulgaria	6070 (3221,10332)	87.7 (46.4,149.1)	4050 (2159,6832)	87.6 (46.6,147.1)	-0.1 (-5.6,5.6)
Croatia	3447 (1844,5772)	87.7 (46.3,146.4)	2494 (1332,4193)	87.7 (47,147.2)	-0.1 (-5.2,5.5)
Czechia	7372 (3981,12393)	87.7 (47,147.4)	6560 (3478,11138)	87.5 (46.3,150.6)	-0.2 (-4.8,4.8)
Hungary	9951 (5344,16871)	119.8 (64.3,203.9)	7864 (4222,13289)	120 (64.5,204.1)	0.2 (-4.1,4.6)
North Macedonia	1682 (902,2840)	87.5 (46.9,147.7)	1350 (732,2254)	87.5 (47.3,147.4)	-0.1 (-5.4,5.3)
Montenegro	515 (276,863)	87.7 (46.8,146.9)	407 (220,681)	87.7 (47,146.5)	0 (-5.1,5.2)
Poland	29644 (15776,49700)	85.7 (45.7,143.6)	21943 (11771,36796)	81.9 (43.9,137.8)	-4.4 (-7.2,-1.5)
Romania	12697 (6743,21132)	61.3 (32.5,102.3)	8245 (4364,13791)	61.9 (32.6,104.3)	1 (-6,7.6)
Serbia	6992 (3799,11656)	87.8 (47.4,146.3)	5584 (3015,9361)	87.7 (47,148.2)	-0.2 (-5,5.1)
Slovakia	4207	87.8	3355	87.7	-0.1

	(2253,7099)	(47.2,148.5)	(1799,5570)	(46.9,147.6)	(-5.3,5.2)
Slovenia	1417 (759,2403)	87.8 (46.9,148.9)	1245 (677,2107)	87.5 (47.1,148.7)	-0.4 (-6,5.7)
Eastern Europe	265747 (141772,448391)	135.3 (72.3,228.6)	212788 (113396,360336)	137.7 (73.1,233.3)	1.8 (0.3,3.2)
Belarus	8535 (4521,14337)	92.8 (49.1,156.7)	6475 (3508,10908)	92.6 (49.5,156.7)	-0.2 (-5.1,4.6)
Estonia	2873 (1548,4841)	213.1 (114.9,358.1)	1966 (1052,3306)	212.9 (113.2,360)	-0.1 (-3.3,3.1)
Latvia	1339 (714,2254)	60 (32,101.3)	787 (424,1363)	60 (32.2,103.6)	-0.1 (-7.2,7.1)
Lithuania	2960 (1593,4939)	92.9 (49.8,154.7)	1767 (960,2981)	92.7 (49.8,157.9)	-0.2 (-5.3,4.6)
Republic of Moldova	4067 (2189,6808)	92.7 (49.8,155.1)	2340 (1255,3900)	92.5 (49.2,154.9)	-0.2 (-5.2,5.1)
Russian Federation	203894 (108935,344705)	154.3 (82.3,261.2)	170675 (90555,288247)	153.7 (81.7,259.9)	-0.4 (-1.9,1)
Ukraine	42079 (22668,70862)	95.4 (51.4,160.8)	28778 (15661,48852)	95.2 (51.3,162.1)	-0.2 (-5.5,5.2)
High-income Asia Pacific	316556 (169574,530442)	216.4 (115.7,361.7)	277889 (151340,465932)	216.2 (116.3,365.2)	-0.1 (-2.8,2.5)
Brunei Darussalam	521 (274,887)	176.4 (93.5,298.6)	671 (355,1133)	177.1 (94,298.5)	0.4 (-3.2,4.1)
Japan	237194 (127300,397149)	235.9 (126.7,396.5)	205111 (110879,342695)	236.1 (126.3,396.9)	0.1 (-3.3,3.1)
Republic of Korea	74653 (39602,124552)	177.1 (93.7,295.7)	65736 (35568,111406)	178.8 (96.7,302.5)	1 (-4.1,6.6)
Singapore	4189 (2243,7078)	160.8 (85.9,272.3)	6371 (3427,10742)	159.8 (86.4,270.3)	-0.6 (-6.4,5.9)
Australasia	21020 (11410,36091)	116.8 (63.4,200.4)	27547 (14760,46221)	116.6 (62.4,197)	-0.1 (-4.9,5)
Australia	16486 (8939,28609)	110.5 (59.8,190.9)	21980 (11767,37024)	110.5 (59,187)	-0.1 (-5.8,6.5)
New Zealand	4534	146.8	5566	149.2	1.6

	(2471,7571)	(79.8,244.8)	(2984,9291)	(79.7,250.3)	(-3,6.4)
Western Europe	557123 (300143,937435)	178.4 (96.1,301.2)	589199 (315986,990299)	178.8 (96.1,302.1)	0.2 (-1,1.4)
Andorra	69 (37,115)	162.7 (87.3,271.7)	93 (50,158)	163.7 (87.3,275.6)	0.6 (-3.2,4.4)
Austria	10184 (5450,17113)	164 (87.8,277.9)	10721 (5797,17948)	163.6 (87.9,273.9)	-0.3 (-3.6,3.2)
Belgium	13170 (7022,21935)	164 (87.9,274)	14575 (7780,24361)	164 (87.3,273.3)	0 (-3.6,3.9)
Cyprus	1123 (606,1878)	154.1 (82.9,259.2)	1533 (823,2608)	153.9 (83.4,265.1)	-0.1 (-6.1,5.7)
Denmark	8137 (4362,13841)	200.8 (106.9,340)	9139 (4827,15408)	204.2 (107.5,344.4)	1.7 (-4.1,7.7)
Finland	6730 (3610,11219)	164 (88.2,274.8)	6883 (3684,11492)	163.9 (86.6,276.3)	-0.1 (-3.7,3.8)
France	111086 (59297,185490)	224.5 (119.3,376.4)	119035 (63457,199651)	224.5 (118.4,380.8)	0 (-3.2,3.3)
Germany	97277 (52205,163070)	158.5 (86,266.7)	98027 (52612,162850)	160 (84.8,268.1)	1 (-3.9,5.9)
Greece	10979 (5888,18816)	129.6 (69.3,222.8)	9663 (5224,16391)	130.6 (70.7,223.7)	0.7 (-4.9,7)
Iceland	445 (236,755)	187.2 (99.5,318)	530 (283,893)	186.1 (98.5,315.5)	-0.5 (-6.3,5.4)
Ireland	5766 (3120,9731)	164 (88.6,276.9)	6827 (3706,11528)	164.2 (88.9,276.3)	0.1 (-3.7,4)
Israel	8556 (4586,14247)	164.5 (88.1,274)	15135 (8103,25390)	164.2 (87.7,275.4)	-0.2 (-4.3,3.8)
Italy	82648 (43968,138887)	189 (100.3,320.4)	80465 (43514,134478)	188.9 (100.4,320.2)	-0.1 (-1.2,1)
Luxembourg	493 (266,828)	164.1 (88,275.8)	766 (407,1289)	163.7 (86.8,274.5)	-0.2 (-3.7,3.5)
Malta	547 (293,918)	163.8 (88.2,275.9)	526 (283,879)	163.5 (88.4,274.8)	-0.2 (-3.9,3.6)
Netherlands	19942	164.3	21417	164.2	0

	(10665,33507)	(87.3,274.7)	(11540,35776)	(88.4,274.4)	(-3.7,3.7)
Norway	6392 (3456,10687)	182.9 (98.5,307.4)	7739 (4147,12956)	183.9 (97.8,309)	0.6 (-2.9,4.5)
Portugal	14098 (7626,23715)	164.1 (89.2,274.7)	12375 (6655,20762)	164.3 (88.1,276.5)	0.1 (-3.8,4)
Spain	48151 (26039,81579)	149.3 (80.8,256)	49809 (27084,84481)	149.2 (80.5,252.7)	-0.1 (-3.8,4.1)
Sweden	11445 (6184,19105)	165.6 (88.9,278)	13438 (7244,22500)	165.4 (89.2,276.6)	-0.1 (-3.1,3.1)
Switzerland	8800 (4738,14741)	163.6 (88.2,274.4)	10678 (5714,17926)	163.8 (87.5,276.3)	0.1 (-3.4,3.9)
United Kingdom	90554 (48914,150955)	191.5 (102.4,319.6)	99226 (53429,165874)	187.3 (100.4,314)	-2.2 (-4.5,0.5)
Monaco	34 (18,57)	164 (87.9,275.6)	44 (24,73)	164.6 (87.9,278.1)	0.4 (-3.3,3.9)
San Marino	32 (17,54)	164.4 (87.9,279.1)	42 (22,70)	164.8 (87.4,276.9)	0.2 (-3.2,4.1)
Southern Latin America	68794 (37079,116092)	134.8 (72.7,227.6)	80109 (43486,134797)	134.6 (73.4,227.3)	-0.2 (-3.4,3.1)
Argentina	46206 (24969,77739)	134.8 (72.7,226.6)	55414 (29951,93129)	134.7 (73.1,226.2)	-0.1 (-4.2,4.4)
Chile	18545 (9837,31229)	135 (71.4,226.7)	20704 (11128,34851)	134.4 (72.3,227.5)	-0.4 (-4.3,3.6)
Uruguay	4040 (2189,6810)	134.7 (73.1,226.9)	3987 (2130,6730)	134.7 (72.2,226.7)	0 (-4,4.4)
High-income North America	345923 (185494,579462)	138.3 (74.3,232)	396747 (213205,660857)	132.5 (70.6,222.3)	-4.2 (-5.4,-3.1)
Canada	20862 (11195,34915)	87.6 (46.7,146.5)	25819 (13822,43286)	87.5 (46.7,147.9)	-0.1 (-4.9,5.2)
United States of America	325007 (174550,544636)	143.6 (77.1,241)	370880 (199067,617823)	137.2 (73.2,230.2)	-4.5 (-5.7,-3.4)
Greenland	46 (24,77)	86.2 (46.1,144.5)	42 (22,72)	86.9 (46,148.5)	0.7 (-4.1,6.2)
Caribbean	32249	85	37557	84.8	-0.2

	(17349,53726)	(45.8,141.5)	(20157,62943)	(45.7,142)	(-2.6,2.2)
Antigua and Barbuda	54 (30,91)	85.3 (46.6,143.6)	63 (34,105)	85.1 (46.1,140.9)	-0.2 (-5.9,4.8)
Bahamas	232 (126,393)	85.3 (46.3,144.9)	281 (151,478)	85.3 (45.6,144.2)	-0.1 (-5.4,5.6)
Barbados	204 (110,347)	85.2 (46,144.6)	201 (107,340)	85.1 (45.5,143.9)	-0.1 (-5.2,5.2)
Belize	200 (108,337)	84.9 (45.5,143.8)	360 (194,607)	85 (45.8,142.8)	0.1 (-5.2,5.8)
Cuba	8569 (4602,14406)	85 (45.7,143.1)	7527 (4096,12543)	84.8 (46.3,141.4)	-0.2 (-5.4,5.3)
Dominica	68 (37,115)	85 (46,142.7)	51 (27,86)	84.9 (45.4,142.8)	-0.2 (-5,5.4)
Dominican Republic	7178 (3838,12120)	85.2 (45.7,143.3)	9236 (4944,15539)	85.1 (45.7,143.2)	-0.1 (-5.1,5.2)
Grenada	85 (46,142)	85 (46,143)	78 (42,130)	84.7 (46.1,141.9)	-0.3 (-5.3,5.4)
Guyana	751 (401,1273)	84.6 (45.5,142.8)	644 (348,1082)	84.6 (45.7,141.3)	0.1 (-4.9,5.3)
Haiti	6618 (3585,11078)	84.6 (45.8,141.2)	11583 (6210,19454)	84.5 (45.5,141.6)	-0.2 (-5,5)
Jamaica	2274 (1232,3848)	85.3 (46.1,144.3)	2147 (1154,3642)	85 (46,144.2)	-0.4 (-5.4,5)
Saint Lucia	137 (74,231)	85.1 (45.9,143)	122 (66,207)	85 (46.1,143.6)	-0.1 (-5.5,5.1)
Saint Vincent and the Grenadines	110 (59,184)	85 (46,142)	86 (46,144)	84.8 (45.3,142.5)	-0.3 (-5.5,4.9)
Suriname	363 (196,601)	84.9 (45.9,140.9)	463 (251,784)	84.8 (46,142.7)	-0.1 (-5.4,5.6)
Trinidad and Tobago	1127 (613,1886)	85.1 (46.3,142.3)	992 (535,1666)	84.9 (45.8,143.4)	-0.2 (-5.5,5)
Bermuda	44 (23,73)	85.4 (45.8,143.8)	40 (21,68)	85.4 (45.4,145.4)	0 (-4.8,4.9)
Puerto Rico	3031	85.2	2293	85.2	0

	(1646,5109)	(46.3,144.2)	(1232,3823)	(45.4,142.4)	(-5.3,5.7)
Saint Kitts and Nevis	39 (21,66)	85.1 (45.5,143.7)	43 (23,72)	85.1 (45.7,144.3)	0.1 (-5,5.4)
United States Virgin Islands	92 (50,157)	85.4 (46.2,145.1)	74 (40,124)	85.3 (45.8,143.1)	-0.1 (-5.4,5.6)
Andean Latin America	37232 (20103,62863)	82.2 (44.5,138)	52923 (28045,88654)	82.9 (43.9,138.6)	0.8 (-2.6,4.6)
Bolivia (Plurinational State of)	6660 (3625,11251)	84.2 (45.9,140.9)	10913 (5934,18407)	84.4 (45.7,142.1)	0.1 (-4.7,5.7)
Ecuador	10909 (5845,18461)	92.3 (49.6,154.7)	16452 (8721,27630)	92.7 (49.1,155.4)	0.4 (-5.5,6.8)
Peru	19663 (10574,33203)	77 (41.5,129.5)	25557 (13785,42899)	77.1 (41.5,129.5)	0.2 (-5.1,6.4)
Central Latin America	126032 (68155,212063)	64.1 (34.7,108.2)	154576 (84151,260390)	64.1 (35,108.3)	0 (-1.5,1.7)
Colombia	23776 (12773,40602)	63.8 (34.4,109.4)	27669 (14793,46188)	63.8 (34.5,106.1)	0 (-5.6,6.1)
Costa Rica	2258 (1214,3837)	63.9 (34.3,108.1)	2701 (1437,4631)	64 (34.3,109.5)	0.1 (-5.6,6.2)
El Salvador	4060 (2176,6766)	63.6 (34.3,106)	3971 (2154,6673)	63.9 (34.7,107.3)	0.5 (-5.7,6.5)
Guatemala	6568 (3539,11000)	63.4 (34.2,105.6)	12406 (6714,20810)	63.7 (34.6,107.3)	0.5 (-5.6,6.5)
Honduras	3970 (2120,6730)	63.7 (34,107.8)	6924 (3703,11695)	63.8 (34.1,107.6)	0.1 (-5.8,6.3)
Mexico	66307 (35752,111003)	64.4 (34.7,108.3)	77163 (41776,129345)	64.5 (34.9,108)	0 (-1.4,1.6)
Nicaragua	3300 (1768,5575)	63.7 (34.1,107)	4376 (2364,7356)	63.9 (34.5,107.4)	0.3 (-5.8,6.1)
Panama	1718 (918,2868)	63.7 (34.2,106.6)	2620 (1436,4389)	63.9 (35,107)	0.2 (-5.2,6.4)
Venezuela (Bolivarian Republic of)	14073 (7612,23433)	63.8 (34.4,106.4)	16745 (9045,28190)	63.8 (34.3,107.4)	0.1 (-5.8,6.5)
Tropical Latin America	176414	103.7	209058	103.8	0.1

	(94483,295332)	(55.9,173.5)	(112004,349236)	(55.4,173.4)	(-2.9,2.7)
Brazil	171242 (91690,286882)	103.6 (55.8,173.5)	201682 (108006,336470)	103.7 (55.4,173)	0 (-3,2.9)
Paraguay	5172 (2753,8672)	106 (57.5,177.8)	7376 (3945,12498)	106 (56.7,179.4)	0 (-4.7,4.8)
North Africa and Middle East	258486 (138378,433513)	64.3 (34.4,108)	384720 (207542,647825)	61.3 (33,103.2)	-4.7 (-6.5,-2.6)
Algeria	17711 (9444,29394)	59.2 (31.5,98.5)	25165 (13369,41875)	59.2 (31.5,98.7)	-0.1 (-6,6.4)
Bahrain	329 (174,556)	58.4 (30.8,98.8)	741 (402,1266)	58.2 (31.5,98.9)	-0.3 (-6.7,6.6)
Egypt	25257 (13585,42848)	39 (20.8,66.2)	40283 (21785,68494)	37.7 (20.4,64.2)	-3.4 (-11.4,5.2)
Iran (Islamic Republic of)	42392 (22655,70758)	59.5 (31.8,100)	49008 (26429,82662)	60 (32.4,101.6)	0.8 (-2.9,4.3)
Iraq	12571 (6733,21096)	58.7 (31.5,98.3)	27031 (14398,46179)	58.9 (31.4,100.8)	0.3 (-5.6,6.7)
Jordan	2692 (1468,4555)	59 (32,99.7)	7341 (3922,12521)	58.8 (31.4,100.2)	-0.4 (-6.6,5.9)
Kuwait	1144 (610,1906)	58.5 (31.1,97.4)	2482 (1328,4189)	59 (31.7,100)	0.8 (-4.9,6.9)
Lebanon	2145 (1155,3591)	59 (31.7,98.6)	3033 (1644,5103)	59.3 (32.1,99.4)	0.5 (-5.3,6.9)
Libya	3001 (1635,5017)	58.9 (32,97.8)	3813 (2058,6369)	59 (31.9,98.8)	0.1 (-5.9,6.2)
Morocco	17100 (9211,29062)	59.3 (31.9,101)	21054 (11245,35387)	59.2 (31.7,99.6)	-0.3 (-6.1,6.2)
Palestine	1510 (814,2543)	59.1 (31.6,99.5)	3319 (1795,5536)	59 (31.7,98)	-0.3 (-7,6.3)
Oman	1352 (734,2270)	57.9 (31.3,97.3)	2683 (1431,4532)	57.9 (31.3,97.8)	0 (-5.7,6.5)
Qatar	273 (147,454)	57.3 (31,96.4)	1508 (798,2551)	56.9 (30.2,96.2)	-0.8 (-7.1,6.1)
Saudi Arabia	11173	58.4	20168	58.4	0

	(6074,18879)	(31.9,99)	(10830,34359)	(31.5,99.8)	(-6.3,6.2)
Syrian Arab Republic	9346 (5026,15686)	59.1 (31.8,99.2)	8502 (4609,14354)	59.3 (32,99.7)	0.4 (-6,7)
Tunisia	5646 (3066,9439)	59.3 (32.2,99.4)	6437 (3465,10752)	59.4 (32.1,99.6)	0.1 (-5.9,6.1)
Turkey	71313 (38070,119727)	107.9 (57.8,182)	80521 (42426,135343)	108.2 (57.4,181.5)	0.3 (-5.6,6.4)
United Arab Emirates	1201 (643,2015)	57.5 (30.8,96.6)	4582 (2453,7783)	57.5 (30.7,95.4)	0 (-6.7,6.8)
Yemen	10229 (5581,17257)	58.7 (31.8,99.1)	21657 (11696,35978)	58.7 (31.8,97.6)	0 (-6,6.6)
Afghanistan	7764 (4236,13047)	58.6 (31.7,99.1)	27369 (15024,46254)	58.6 (31.9,99.2)	0 (-6.3,7.1)
Sudan	14164 (7711,23712)	59 (32.1,99)	27631 (14807,46383)	59 (31.8,99.1)	0 (-5.6,6.3)
South Asia	1065686 (568560,1766053)	79.7 (42.6,132.5)	1523248 (815461,2542231)	80.2 (42.9,133.7)	0.6 (-0.6,1.9)
Bangladesh	113633 (59001,190289)	80.1 (41.5,133.7)	133162 (70807,223557)	80.8 (43.1,135.2)	0.8 (-4.5,6.2)
Bhutan	622 (330,1022)	79.7 (42.1,131.7)	609 (323,1017)	80 (42.4,132.7)	0.3 (-4.7,5.7)
India	816858 (437857,1351523)	79.6 (42.8,131.9)	1142513 (614488,1908249)	80.1 (43,134.1)	0.6 (-0.7,2)
Nepal	19555 (10495,32586)	80.1 (43.1,133.9)	26905 (14249,44799)	80.8 (42.5,134.6)	0.8 (-4.5,6.9)
Pakistan	115020 (60921,192189)	79.9 (42.5,133)	220059 (118682,366880)	80.2 (43.3,133.4)	0.4 (-2.9,3.9)
Central Sub-Saharan Africa	33642 (18165,56602)	47.3 (25.4,79.1)	78438 (41906,132398)	47.6 (25.4,80.6)	0.5 (-4.1,5.3)
Angola	6226 (3334,10493)	47.5 (25.7,79.8)	18691 (9802,31548)	47.9 (25.2,80.6)	0.7 (-5.7,7.7)
Central African Republic	1624 (866,2722)	47.2 (25.3,79)	3094 (1669,5227)	47.5 (25.8,80.4)	0.5 (-6.1,7)
Congo	1475	47.6	2898	47.5	-0.1

	(782,2461)	(25.2,79.3)	(1553,4863)	(25.5,80)	(-6.7,6.9)
Democratic Republic of the Congo	23481 (12787,39550)	47.2 (25.4,78.8)	52023 (28035,87840)	47.5 (25.5,80.6)	0.5 (-6.1,7.2)
Equatorial Guinea	261 (137,443)	47.2 (24.8,80.4)	820 (437,1375)	47.2 (25.2,79.9)	-0.1 (-6.6,6.7)
Gabon	573 (306,970)	47.4 (25.2,79.6)	912 (489,1548)	47.6 (25.6,80.6)	0.3 (-6.7,1)
Eastern Sub-Saharan Africa	113838 (61320,190552)	46.6 (25,78.4)	243541 (130189,410112)	47.6 (25.4,80.1)	2.3 (0,4.4)
Burundi	3243 (1751,5418)	45.5 (24.6,76.9)	6884 (3693,11479)	45.6 (24.3,76.5)	0.2 (-6.7,1)
Comoros	269 (146,450)	45.6 (24.8,76.4)	353 (188,594)	45.8 (24.3,77.3)	0.3 (-6.3,7.3)
Djibouti	278 (151,468)	45.3 (24.4,76)	601 (322,1016)	45.4 (24.3,76.4)	0.3 (-6.8,7.3)
Eritrea	1746 (965,2923)	45.2 (24.9,76.7)	3645 (1969,6162)	45.6 (24.7,77.3)	0.7 (-5.7,8.6)
Ethiopia	26734 (14469,45238)	40 (21.5,67.4)	55512 (29634,92967)	41.2 (21.9,69.5)	3.1 (-1.8,8)
Kenya	11655 (6329,19519)	38.3 (20.8,64.6)	23985 (13033,40392)	40.5 (21.9,68)	5.5 (2,9.1)
Madagascar	6886 (3666,11500)	45.4 (24.2,75.7)	14765 (7815,24881)	45.7 (24.2,77.3)	0.6 (-5.9,8)
Malawi	5508 (2971,9341)	45.4 (24.6,77.5)	10532 (5723,17797)	45.7 (24.6,77.6)	0.6 (-5.4,7.2)
Mozambique	7520 (4015,12539)	45.5 (24.3,76.4)	17406 (9433,29352)	45.6 (24.7,76.4)	0.3 (-6.4,7.8)
Rwanda	2809 (1511,4733)	29.8 (16.2,50.2)	4492 (2425,7572)	30 (16.1,50.7)	0.7 (-7.6,10)
Somalia	4192 (2259,6929)	45.3 (24.5,75.7)	11894 (6353,20113)	45.4 (24.1,77.1)	0.4 (-6.9,7.7)
United Republic of Tanzania	20983 (11377,34902)	63.6 (34.5,105.6)	44375 (23934,74856)	63.4 (34.2,107.3)	-0.4 (-6.9,5.7)
Uganda	13943	63.3	33339	63.9	0.9

	(7541,23182)	(34.1,106.1)	(17856,55650)	(34.6,107.1)	(-5,7.1)
Zambia	4658 (2489,7815)	45.4 (24.3,76.4)	10252 (5476,17074)	45.5 (24.3,76)	0.3 (-6.2,7.4)
South Sudan	3329 (1798,5589)	45.2 (24.5,76.4)	5309 (2786,8813)	45.4 (23.8,75.7)	0.5 (-6.3,8)
Southern Sub-Saharan Africa	29891 (16028,49948)	47.9 (25.6,80.1)	38972 (20510,65444)	47.9 (25.2,80.6)	-0.1 (-2.3,2.4)
Botswana	790 (422,1346)	47.7 (25.7,80.7)	1161 (626,1953)	47.7 (25.6,80.1)	-0.1 (-6.8,7.2)
Lesotho	1062 (559,1777)	47.8 (25.3,80.1)	1071 (575,1808)	47.6 (25.6,80.7)	-0.3 (-7.1,6.5)
Namibia	831 (449,1406)	47.6 (25.6,80.6)	1287 (682,2147)	47.8 (25.4,79.9)	0.4 (-6.2,7.6)
South Africa	20226 (10887,34202)	47.9 (25.7,81)	26173 (13841,44144)	47.8 (25.4,80.8)	-0.2 (-2.7,2.6)
Eswatini	511 (273,859)	48 (25.5,80)	623 (332,1037)	47.7 (25.4,79.2)	-0.7 (-7.1,6)
Zimbabwe	6471 (3452,10889)	47.8 (25.6,79.8)	8656 (4553,14732)	48 (25.2,81.6)	0.3 (-6.2,7.6)
Western Sub-Saharan Africa	118627 (63848,201275)	48.1 (25.8,81.3)	277878 (150490,466382)	48.5 (26.2,81.9)	0.9 (-0.5,2.2)
Benin	3176 (1707,5406)	48.3 (26.3,81.1)	7930 (4207,13506)	48.5 (26,82.4)	0.4 (-6.7,7.3)
Burkina Faso	6147 (3275,10272)	48.1 (25.9,80.3)	14140 (7663,24033)	48.4 (26.2,82.3)	0.5 (-5.9,7.6)
Cameroon	7519 (4010,12655)	55.7 (29.7,93.8)	20151 (10927,33855)	56.6 (30.7,95.2)	1.5 (-6.2,8.9)
Cabo Verde	219 (117,367)	48.9 (26.1,82.5)	275 (148,468)	48.7 (26.1,82.8)	-0.3 (-6.7,6.2)
Chad	3858 (2053,6592)	48.4 (25.8,82.5)	10857 (5833,18631)	48.3 (26.1,82.2)	-0.2 (-6.8,6.4)
Côte d'Ivoire	7688 (4117,12999)	47.9 (25.7,81)	15308 (8295,25628)	48.1 (26.1,80.9)	0.4 (-6,7.2)
Gambia	628	48.1	1331	48.4	0.6

	(337,1078)	(25.8,81.8)	(711,2253)	(25.8,81.7)	(-6.1,8.3)
Ghana	7438 (3974,12700)	38.5 (20.5,64.6)	13858 (7460,23632)	38.7 (20.8,65.9)	0.5 (-6.7,8.9)
Guinea	3827 (2055,6578)	48.4 (25.8,82.6)	7860 (4202,13336)	48.4 (25.8,82)	0.1 (-6.1,7)
Guinea-Bissau	639 (343,1073)	48.4 (26,80.7)	1138 (614,1926)	48.5 (25.9,82.4)	0.2 (-6.1,6.5)
Liberia	1208 (649,2058)	48 (25.9,81.7)	2740 (1483,4637)	48.2 (26,81.3)	0.4 (-6,7.2)
Mali	5832 (3194,9879)	51.7 (28.4,87.5)	14854 (8002,25304)	51.8 (27.9,88.1)	0.1 (-7.5,8.3)
Mauritania	1281 (699,2146)	48.4 (26.2,81.8)	2343 (1240,3982)	48.5 (25.8,82.1)	0.1 (-6.3,7.2)
Niger	5236 (2856,8800)	48.2 (25.7,81.2)	15561 (8404,26070)	48.3 (26,80.8)	0.2 (-6.3,7)
Nigeria	54411 (29230,91466)	48.3 (25.9,81.5)	131162 (70477,219881)	48.6 (26,81.9)	0.5 (-0.8,1.7)
Sao Tome and Principe	77 (41,129)	48.6 (26.2,81.5)	114 (62,194)	48.7 (26.5,82.5)	0.2 (-6.1,7.3)
Senegal	4866 (2641,8308)	48.3 (26.1,82.3)	8824 (4670,15055)	48.3 (25.6,82.3)	0 (-7,6.7)
Sierra Leone	2210 (1180,3758)	48.2 (26,81.8)	4847 (2611,8184)	48.3 (26.2,81.7)	0.2 (-5.8,7.5)
Togo	2364 (1279,3933)	48.3 (26.1,80.7)	4582 (2470,7785)	48.4 (26.1,82.1)	0.3 (-5.7,6.9)

AD=atopic dermatitis. DALYs=disability-adjusted life-years. SDI=socio-demographic index.

95% UI=95% uncertainty interval.

Table S9. Disability-adjusted-life-years of asthma in accordance with socio-demographic index

DALYs of Asthma	1990		2019	
	Counts(95% UI)	Rate(95% UI)	Counts(95% UI)	Rate(95% UI)
High SDI	3572724 (2631002,4836496)	409.3 (295.9,561.9)	3002226 (2091655,4202058)	293.7 (200.7,419.4)
High-middle SDI	3163145 (2458707,4106995)	286.8 (224.3,369.4)	2353926 (1761732,3168080)	158.3 (114,220.2)
Low SDI	3423410 (2640397,4076914)	958.7 (705.1,1243.8)	4188658 (3320170,5258768)	553.9 (434.7,726.8)
Low-middle SDI	6478626 (4865662,8029063)	859.4 (615.5,1143.2)	6558233 (5191112,7974147)	445.9 (348.5,546.3)
Middle SDI	5665089 (4635917,6912160)	419.9 (341.9,508.8)	5429478 (4363001,6758390)	230.6 (183.8,290.3)

DALYs=disability-adjusted life-years. 95% UI=95% uncertainty interval.

Table S10. Disability-adjusted-life-years of atopic dermatitis in accordance with socio-demographic index

DALYs of AD	1990		2019	
	Counts(95% UI)	Rate(95% UI)	Counts(95% UI)	Rate(95% UI)
High SDI	1158917 (618496,1945587)	161.8 (86.7,272.5)	1240409 (663020,2080100)	155.5 (83.5,262)
High-middle SDI	1301514 (690908,2189633)	115.4 (61.3,194)	1498845 (801392,2510050)	120.4 (63.8,202.2)
Low SDI	406387 (220018,678934)	60.7 (32.7,101.7)	829148 (444490,1384307)	59.7 (32,100.1)
Low-middle SDI	1118228 (597440,1860639)	85.5 (45.7,142.5)	1529171 (819894,2548717)	83.6 (44.8,139.8)
Middle SDI	1838886 (976566,3084347)	103.9 (55.5,173.6)	2377976 (1262654,3996298)	102.3 (54.3,171.7)

DALYs=disability-adjusted life-years. 95% UI=95% uncertainty interval.