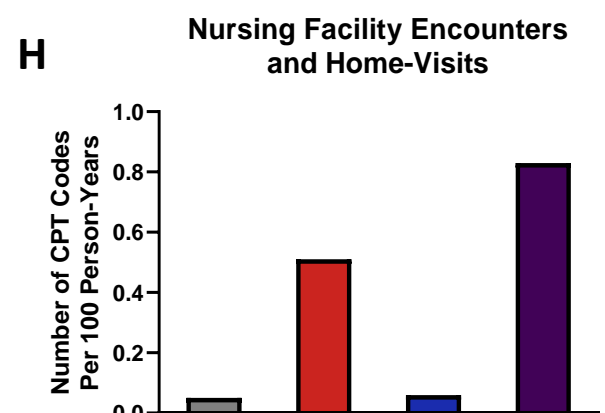
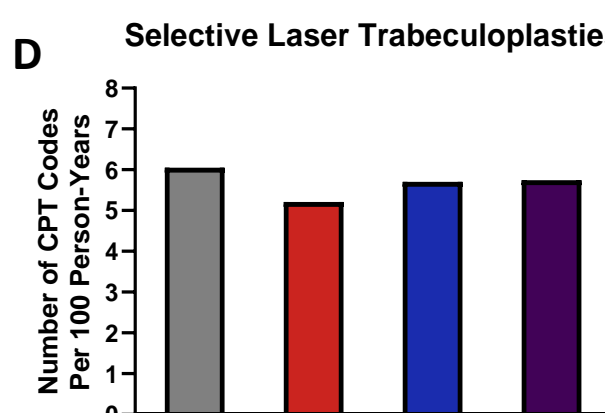
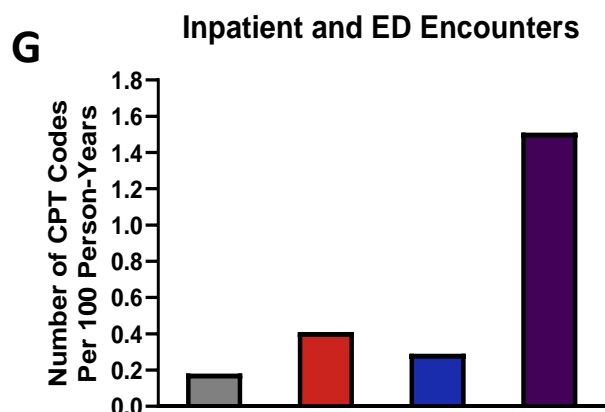
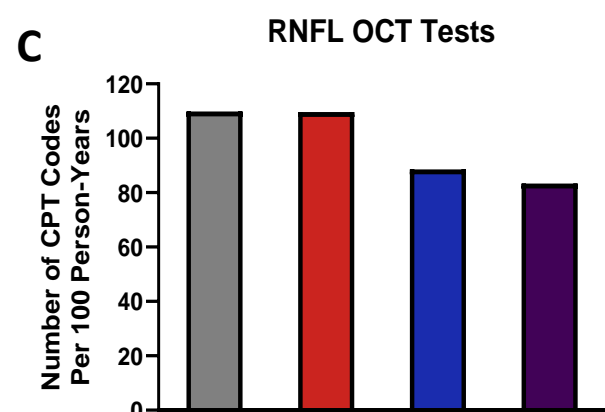
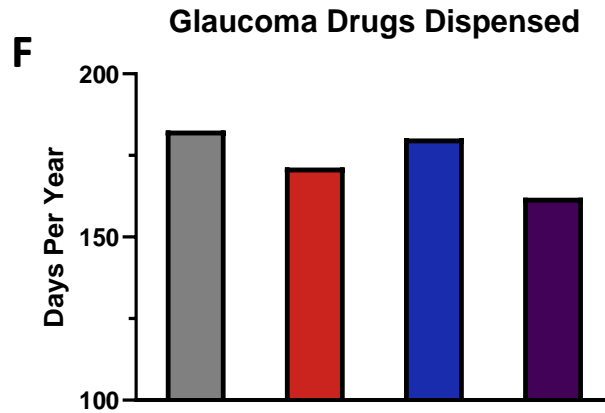
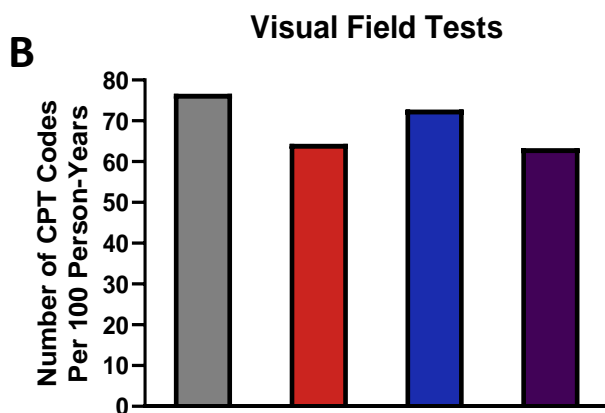


■ Non-Hispanic White Non-Frail <0.2
 ■ Non-Hispanic White Frail 0.20-1
 ■ Black/African American Non-Frail <0.2
 ■ Black/African American Frail 0.20-1



Supplemental Figure 2. Rates of eye care utilization by frailty group and stratified by race, adjusted for age, gender, glaucoma severity, and socioeconomic status. (A) Outpatient Encounters (B) Visual Field Tests (C) Retinal Nerve Fiber Layer Optical Coherence Tomography (RNFL OCT) Tests (D) Selective Laser Trabeculoplasties (E) Glaucoma Surgeries (F) Glaucoma Drugs Dispensed (G) Inpatient and Emergency Department (ED) Encounters (H) Nursing Facility Encounters and Home-Visits. Each individual chart represents utilization of a specific eye care service by Non-Hispanic White Non-Frail, Non-Hispanic White Frail, Black/African American Non-Frail, and Black/African American Frail beneficiaries in number of Current Procedural Terminology codes per 100 person-years, and glaucoma drugs dispensed in days per year.