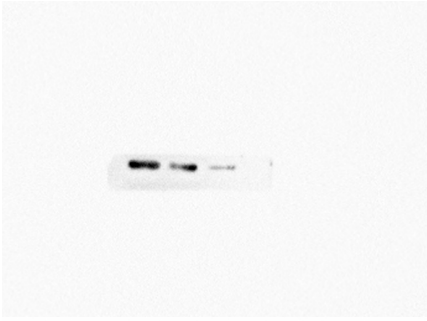
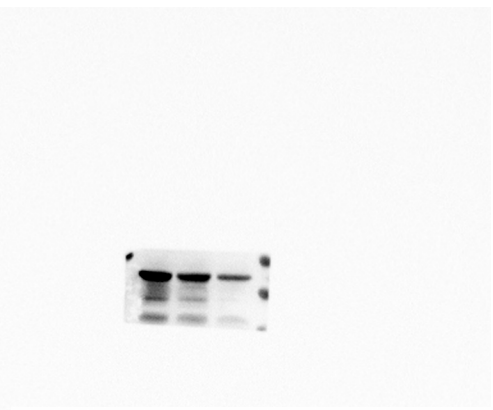


Fig1D

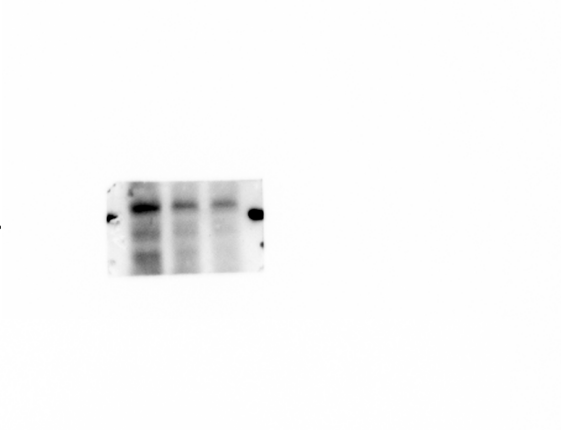
Ki67



Ki67




CDK2



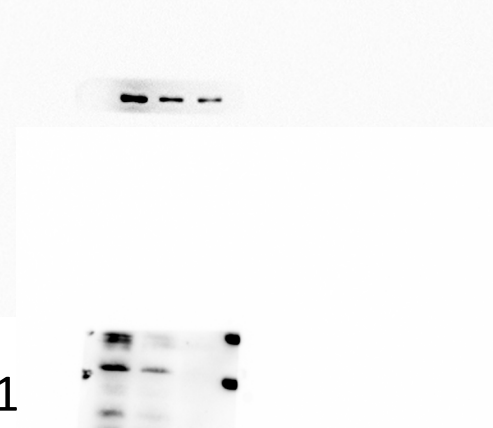
CDK2



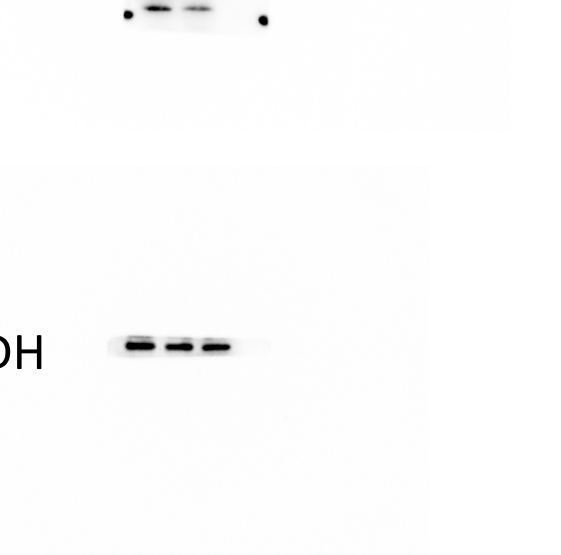
CDK4



CDK4




CycinD1



CycinD1



GAPDH



GAPDH



MDA-MB-231


4T1

Fig2F


PDGFR




PDGFR



GAPDH



GAPDH



MDA-MB-231


4T1

Fig3B


PDGFR



PDGFR



GAPDH



GAPDH



MDA-MB-231


4T1

Fig3E

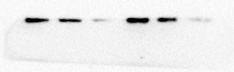
Ki67




CDK2




CDK4



CycinD1




GAPDH




MDA-MB-231

Ki67



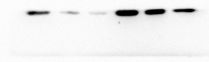
CDK2



CDK4



CycinD1




GAPDH



4T1

Fig3F


PDGFR




PDGFR



t-AKT



t-AKT




p-AKTS473




p-AKTS473



GAPDH



GAPDH



MDA-MB-231

4T1

Fig4B

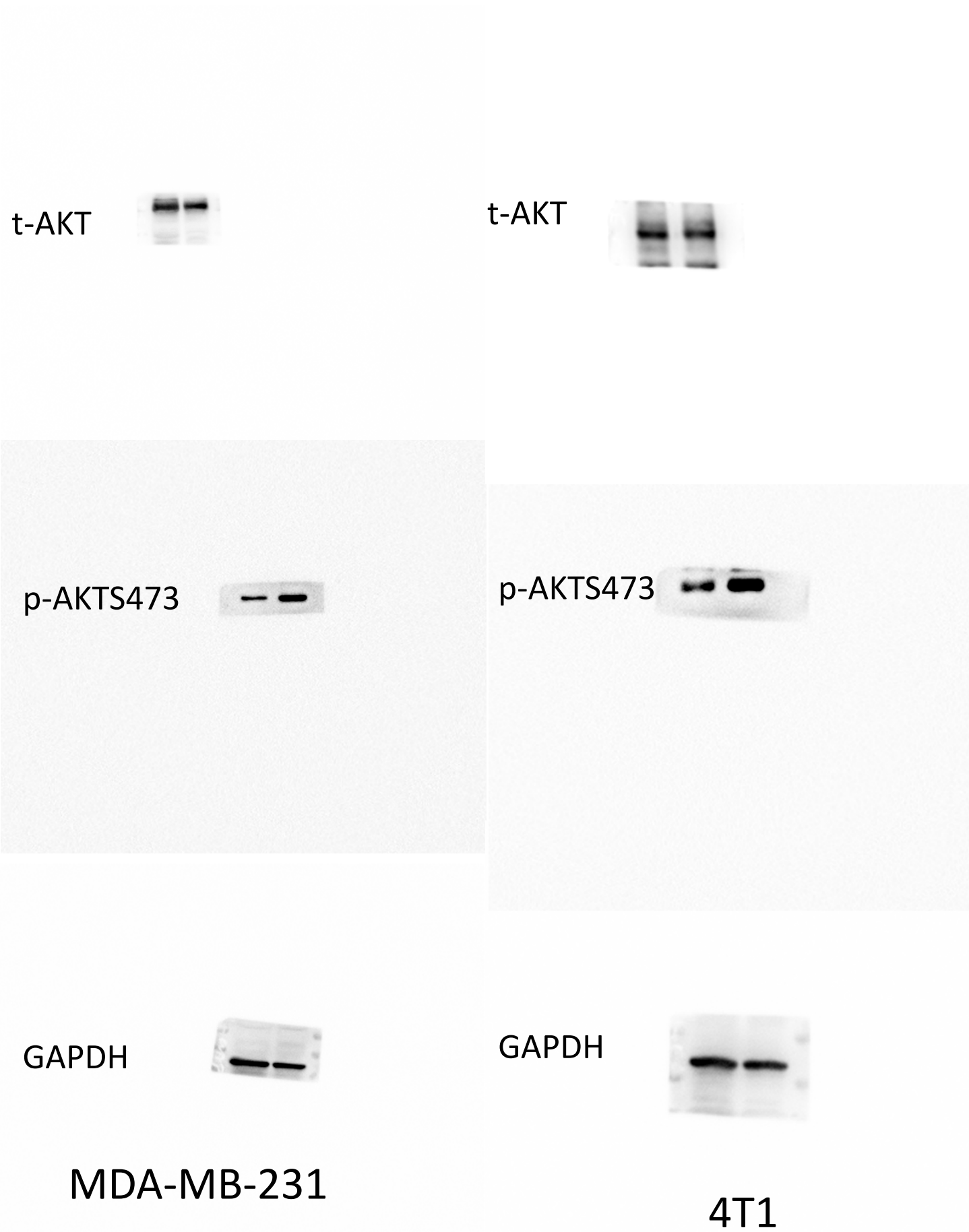




Fig4E

Ki67



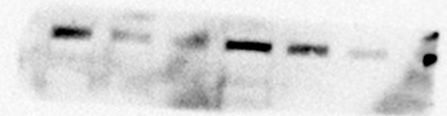
Ki67




CDK2



CDK2



CDK4



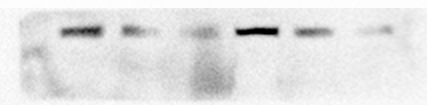
CDK4




CycinD1



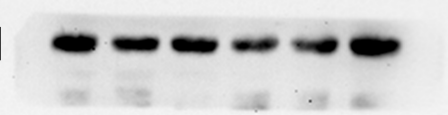
CycinD1



GAPDH



GAPDH



MDA-MB-231

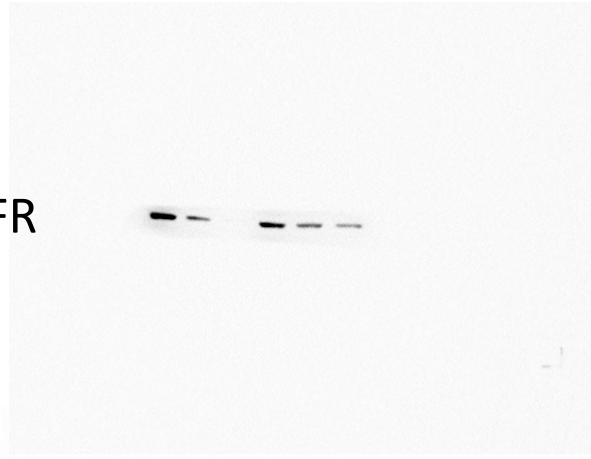
4T1

Fig4F

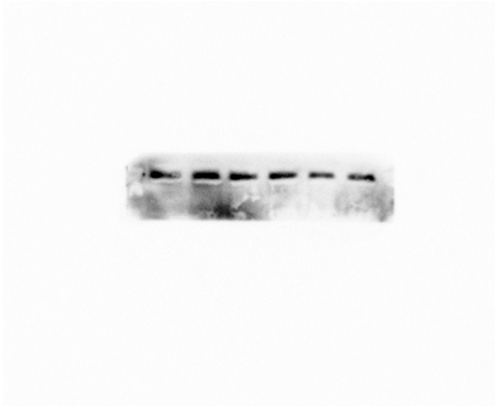
PDGFR



PDGFR



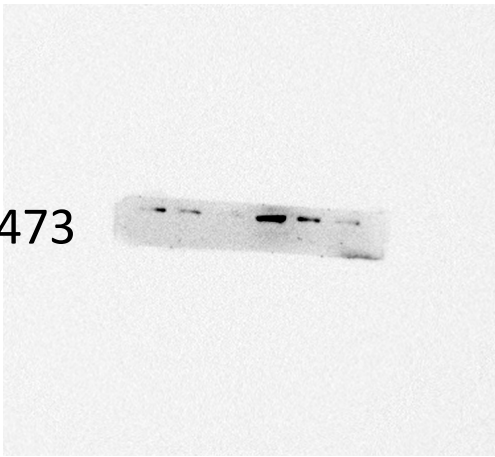
t-AKT




t-AKT



p-AKTS473



p-AKTS473



GAPDH



GAPDH

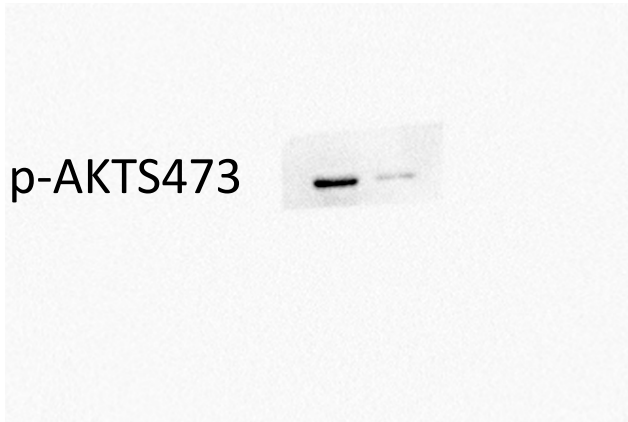


MDA-MB-231

4T1



Fig5B

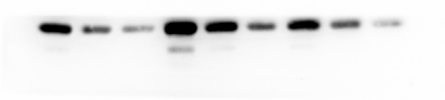


MDA-MB-231


4T1

Fig5E

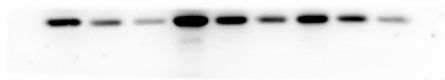
Ki67



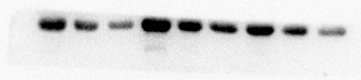
Ki67



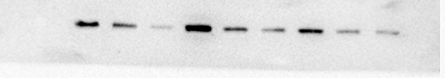
CDK2



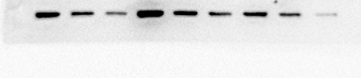
CDK2



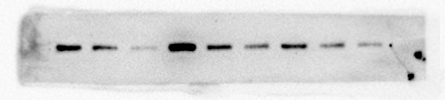
CDK4



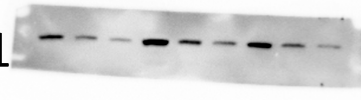
CDK4




CyclinD1




CyclinD1



GAPDH



GAPDH



MDA-MB-231

4T1

Fig5F


PDGFR




PDGFR




t-AKT



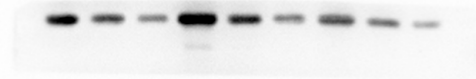
t-AKT




p-AKTS473



p-AKTS473



GAPDH



GAPDH



MDA-MB-231

4T1