

Figure 1H

Ctrol D-gal



IFN-β



β-actin



TNF-α



β-actin



IL-6



β-actin

Figure 2B

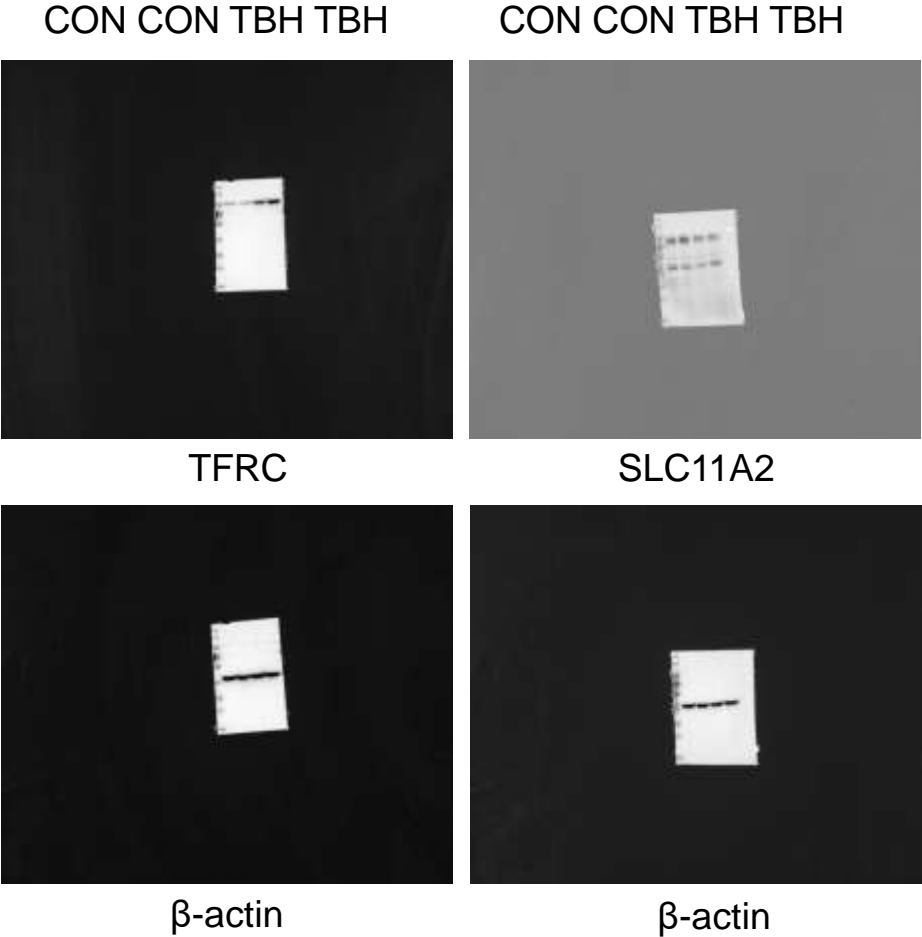


Figure 2B




Figure 2B

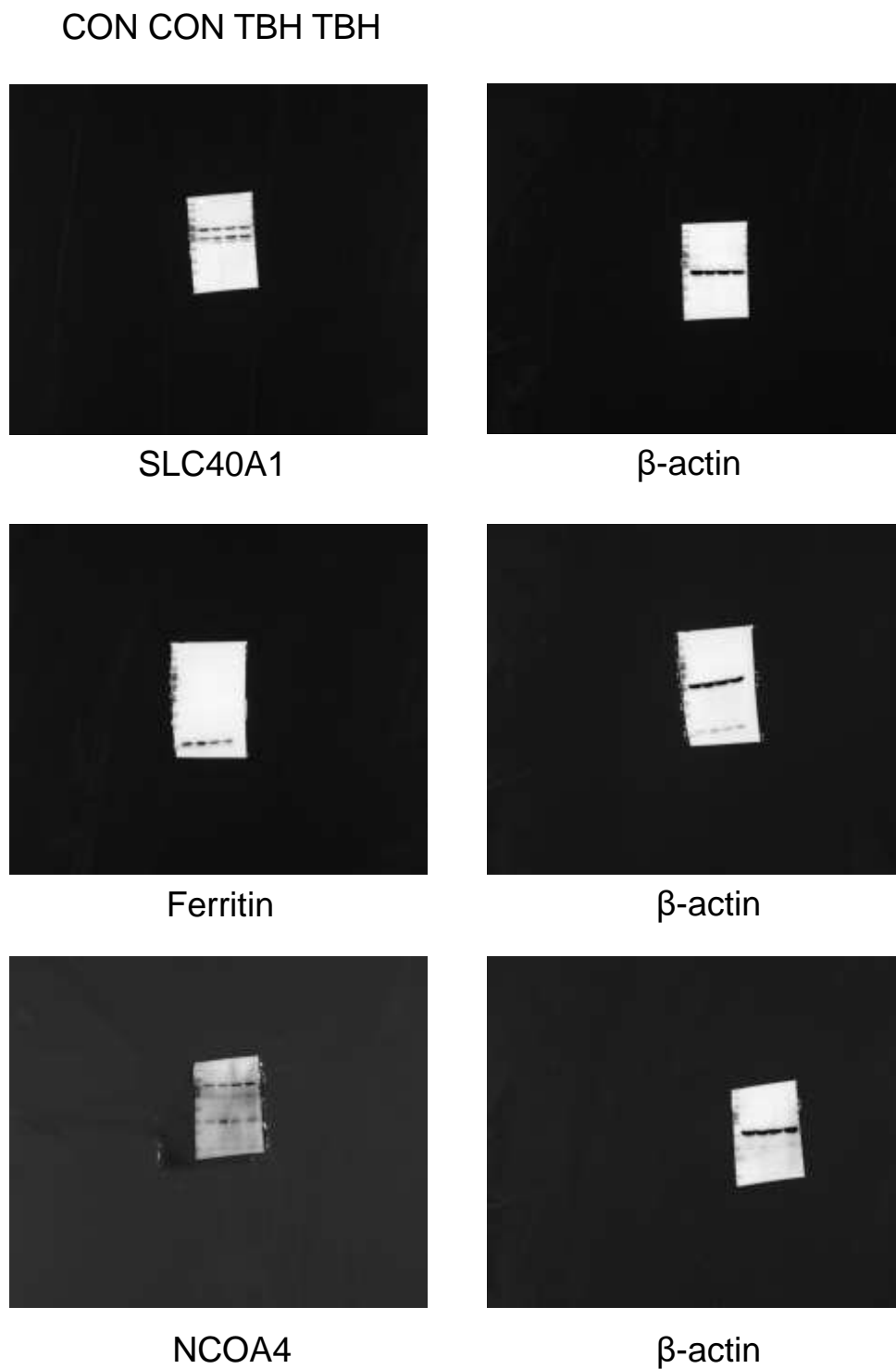



Figure S3A

CON NC siTFRC-1 siTFRC-2 siTFRC-3



TFRC

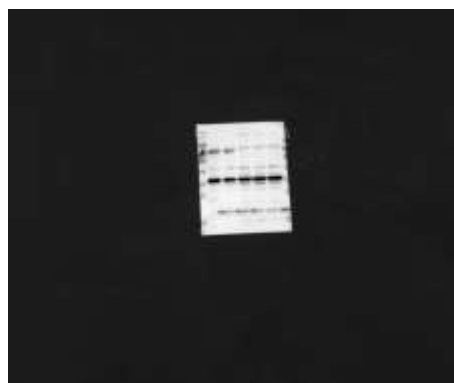


β -actin

CON NC siNCOA4-1 siNCOA4-2 siNCOA4-3



NCOA4



β -actin

Figure 2E

CON TBH NC siNCOA4 siTFCR siSLC40A1



P21



β -actin

CON TBH NC siNCOA4 siTFCR siSLC40A1




p-H2AX

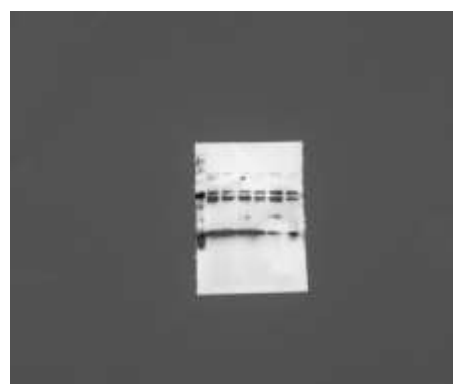


β -actin

CON TBH NC siNCOA4 siTFCR siSLC40A1



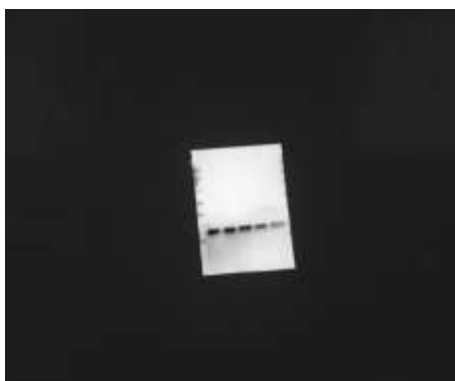
IL-6



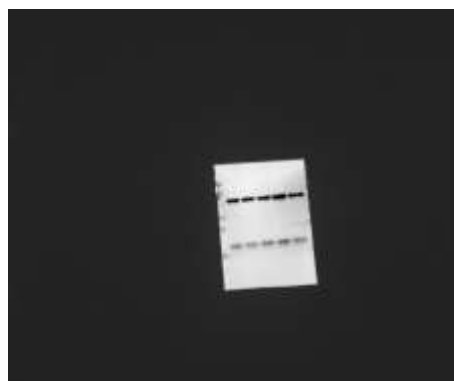
β -actin

Figure 3A


CON TBH(6h) TBH(12h) TBH(24h) TBH(48h)



Ferritin



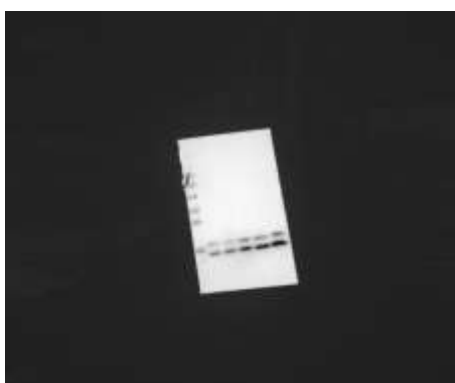
β -actin



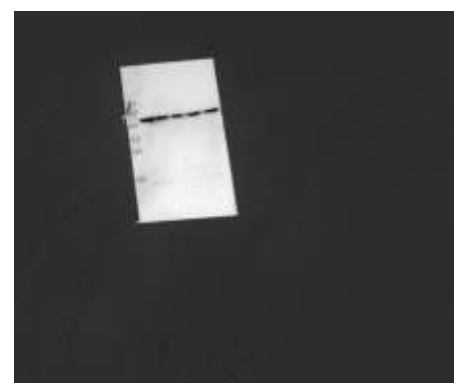
NCOA4



β -actin



LC3B



β -actin

Figure 3C

CON TBH NC siNCOA4




Ferritin

β -actin

Figure 3F

CON NC Ferritin(+)

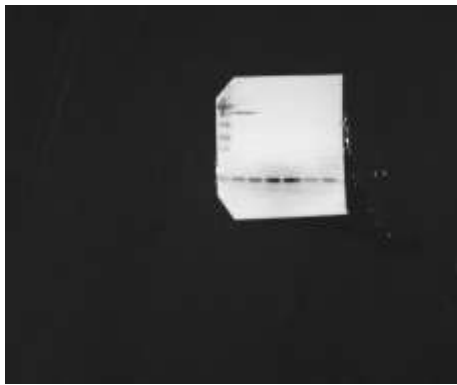


Ferritin


β -actin

Figure 4B

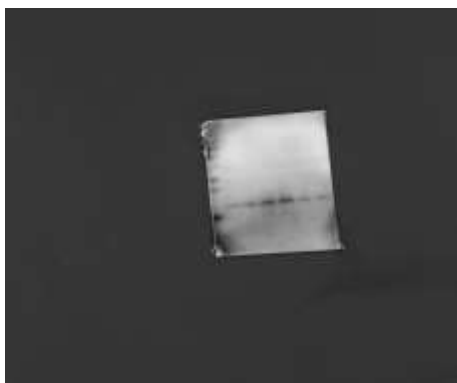
CON CON FAC FAC FAC+DFO FAC+DFO



p-H2AX




β -actin



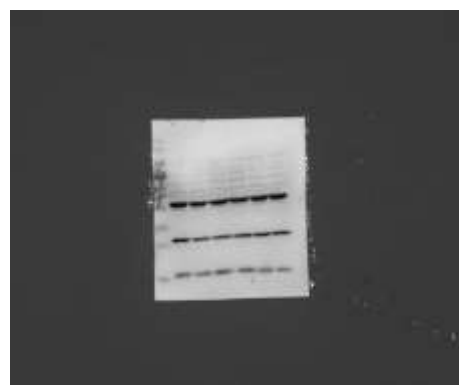
P21



β -actin



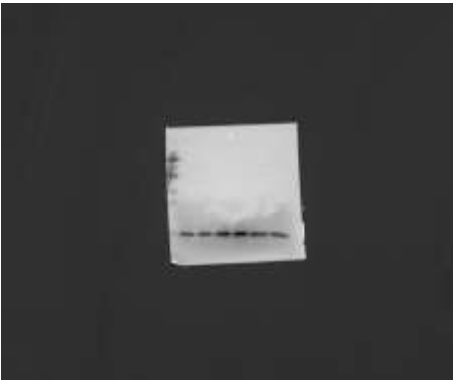
IL-6



β -actin

Figure 4E

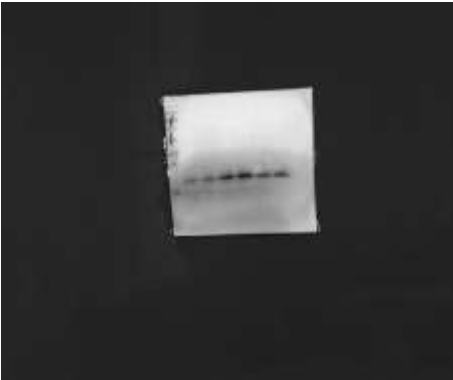
CON CON TBH TBH TBH+DFO TBH+DFO




p-H2AX



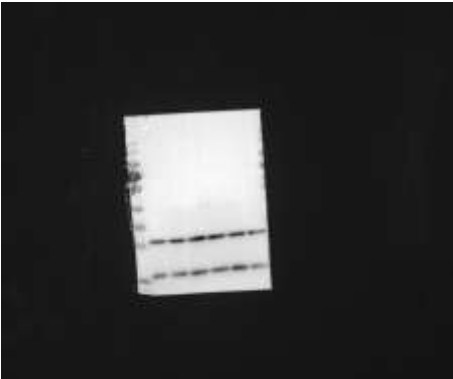
β-actin



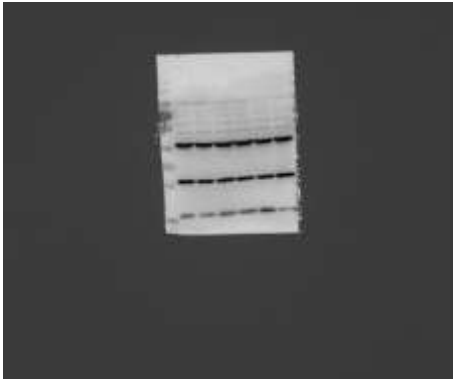
P21



β-actin



IL-6



β-actin

Figure 4J

CON CON FAC FAC FAC+DFO FAC+DFO



ATP5A1



UQCRC2



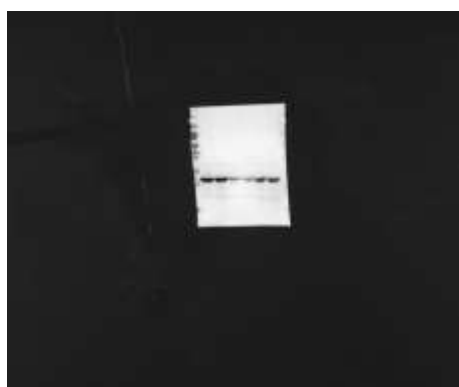
β -actin



β -actin

Figure 4J

CON CON FAC FAC FAC+DFO FAC+DFO



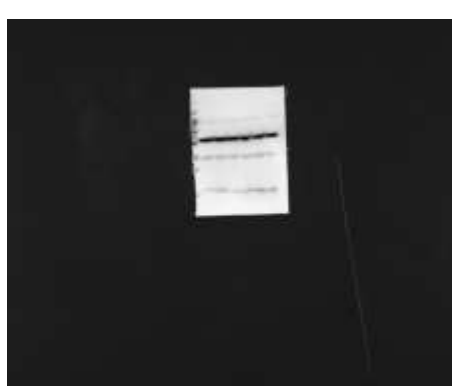
SDHB



β -actin



NDUFB8



β -actin



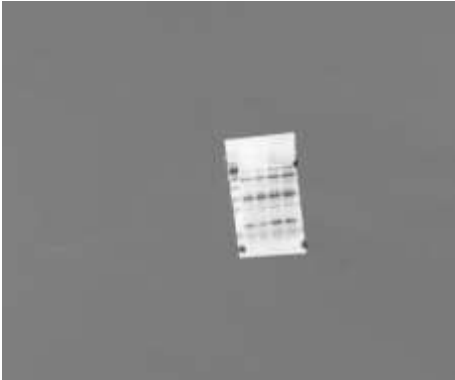
MTCO1



β -actin

Figure 4L

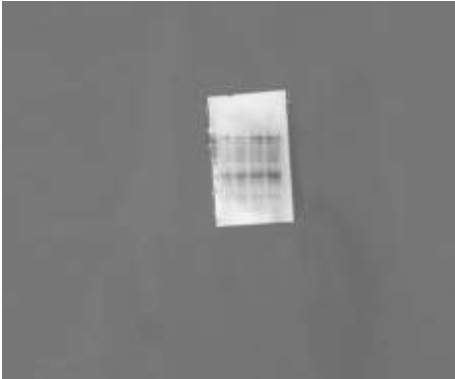
CON CON FAC FAC




cGAS



β -actin



p-STING



β -actin




STING



β -actin

Figure 4L

CON CON FAC FAC



p-TBK1




β -actin



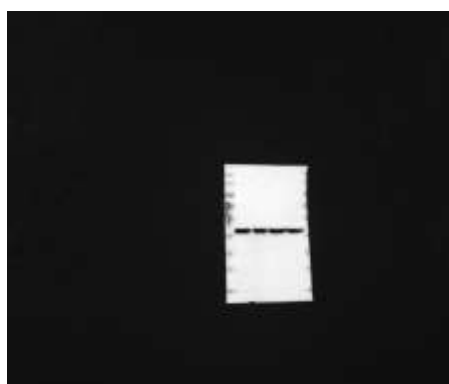
TBK1



β -actin



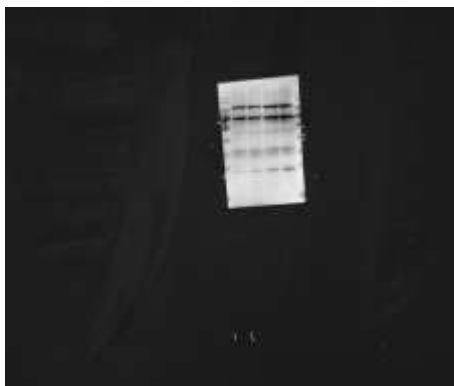
p-NFkB



β -actin

Figure 4L

CON CON FAC FAC



NFκB



p-IRF3



β-actin




β-actin



IFN-β



IRF3



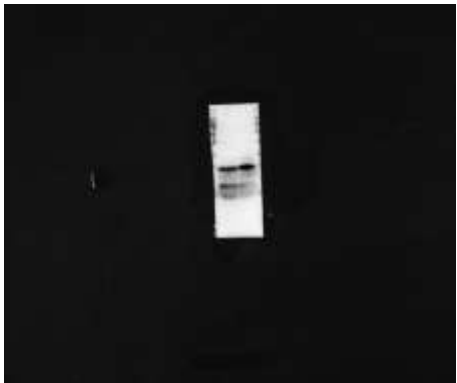
β-actin



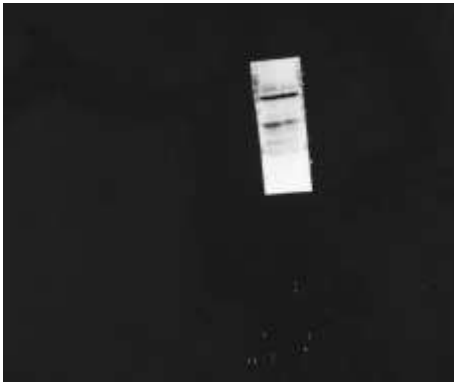
β-actin

Figure 5l


CON FAC



IFN-β




β-actin




TNF-α



β-actin



IL-6



β-actin

Figure 5J

CON FAC



cGAS




β -actin




p-STING



β -actin



STING




β -actin

Figure 6H

CON D-gal



NCOA4



β -actin



Ferritin



β -actin




LC3B



β -actin

Figure 6H

CON D-gal



cGAS



β -actin



p-STING



β -actin



STING



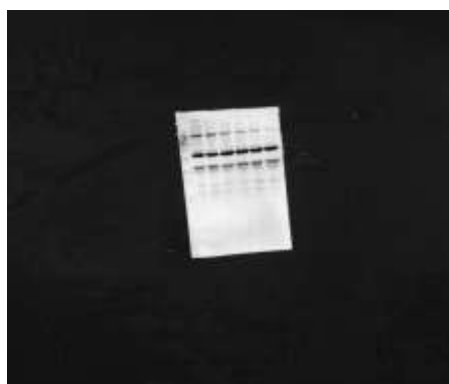
β -actin

Figure S6A

CON CON TBH TBH TBH+Mito-T TBH+Mito-T



NCOA4



β -actin



Ferritin



β -actin