
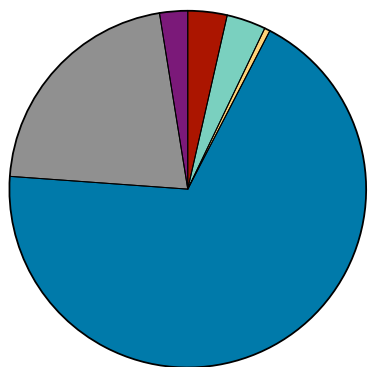


SUPPLEMENTAL FIG 3: Race and ancestry of 197 participants

Medical Record Only


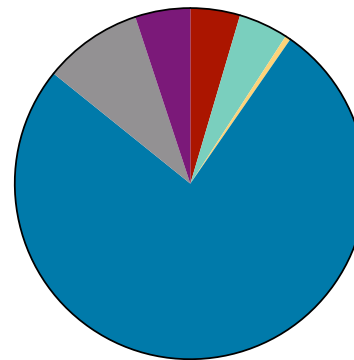
Medical Record + Self-Reported

A



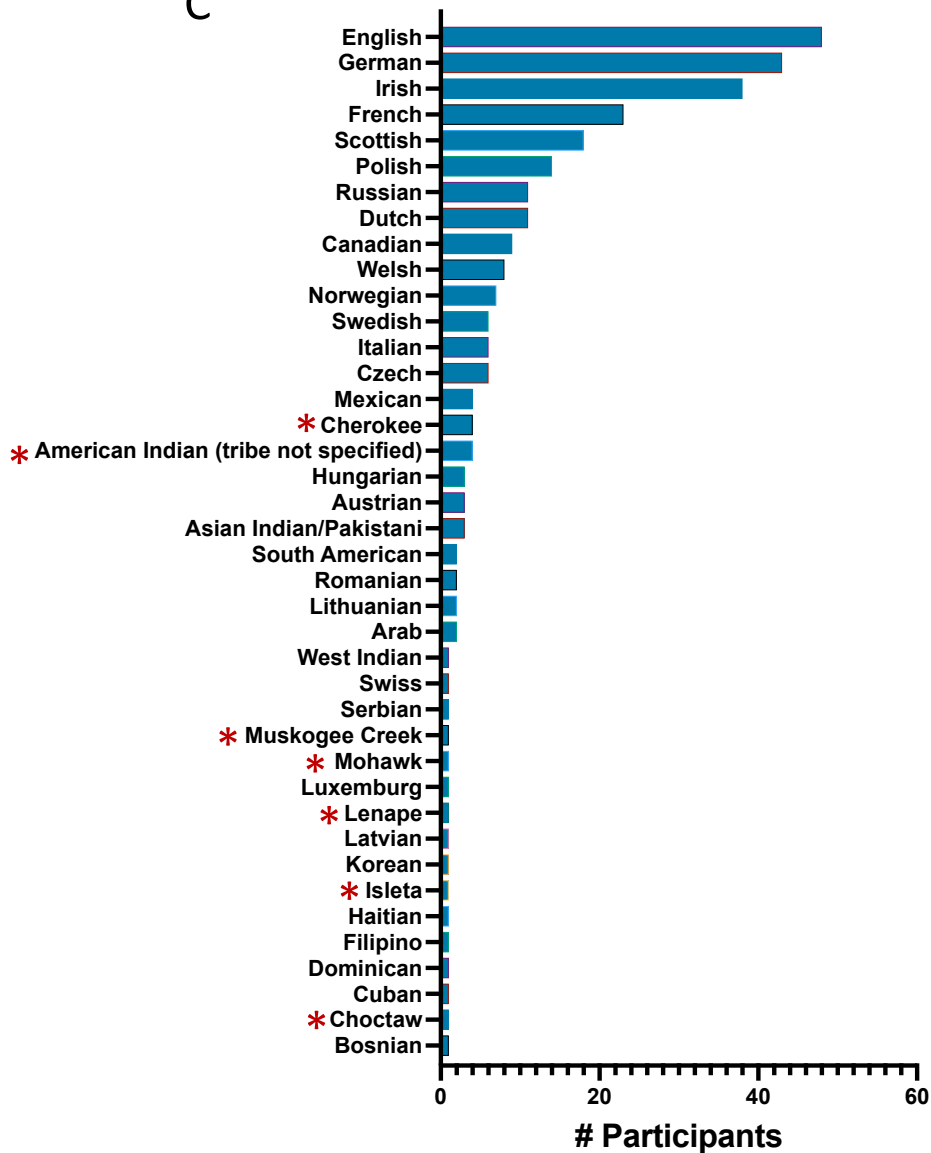
B

14.4% discrepancy



Reported Ancestry in Parents

C



Supplemental Figure 3: Race and ancestry of participants. Race data collected from medical records (A) and self-reported data. Participants were reported as Asian (red), Black (green), Native Hawaiian/Pacific Islander (NH/PI; gold), White (blue), and Other or Mixed (purple). No participants identified as American Indian/Alaska Native. When analyzing the combination of medical records and self-reported data (B) self-reported data is preferentially used when there was a discrepancy (14.4%). (C) Self-reported data on parent ancestry with the number of participants (x-axis) reporting a particular ancestry (y-axis) in their mother or father, highlighting representation of minority racial backgrounds, including American Indian/Alaska Native ancestry (indicated by star on y-axis).