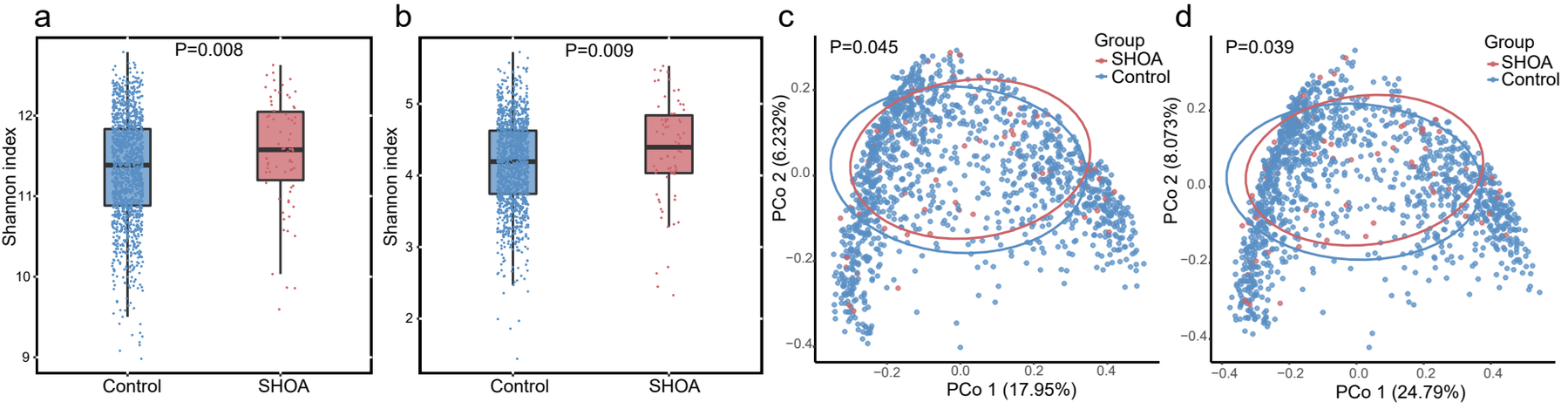
a
P=0.008
Shannon index
Control
SHOA
b
P=0.009
Shannon index
Control
SHOA
c
P=0.045
Group
SHOA
Control
PCo 2 (6.232%)
PCo 1 (17.95%)
d
P=0.039
Group
SHOA
Control
PCo 2 (8.073%)
PCo 1 (24.79%)

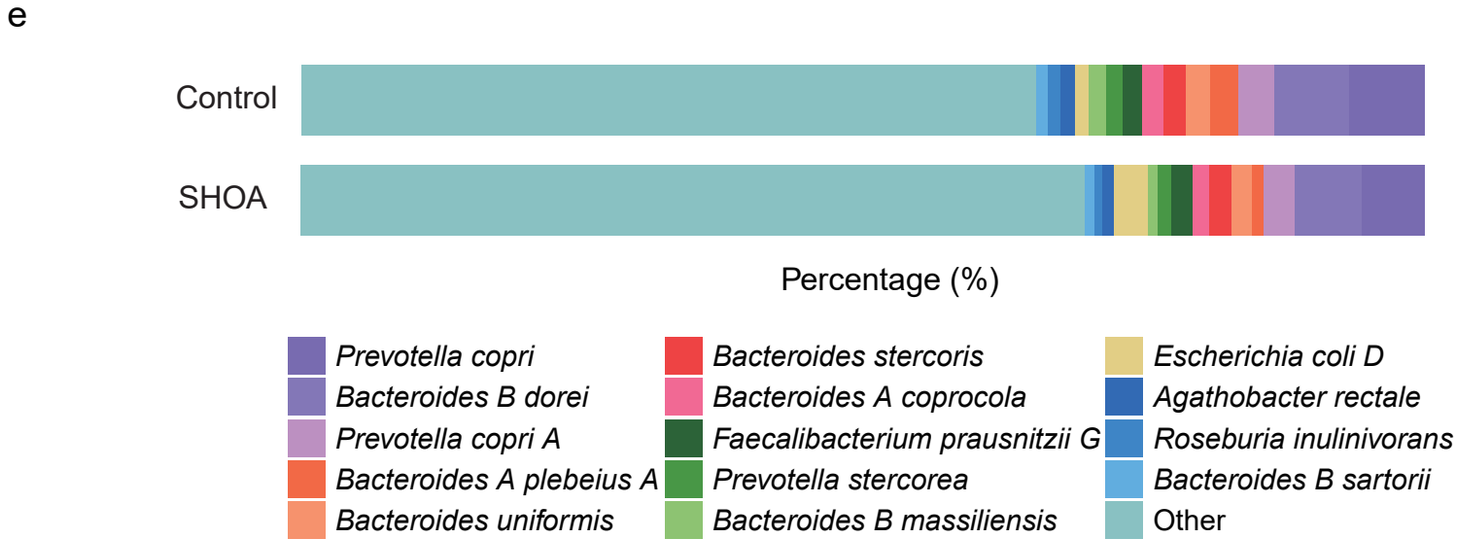
e
Control
SHOA
Percentage (%)
Prevotella copri
Bacteroides B dorei
Prevotella copri A
Bacteroides A plebeius A
Bacteroides uniformis
Bacteroides stercoris
Bacteroides A coprocola
Faecalibacterium prausnitzii G
Prevotella stercorea
Bacteroides B massiliensis
Escherichia coli D
Agathobacter rectale
Roseburia inulinivorans
Bacteroides B sartorii
Other

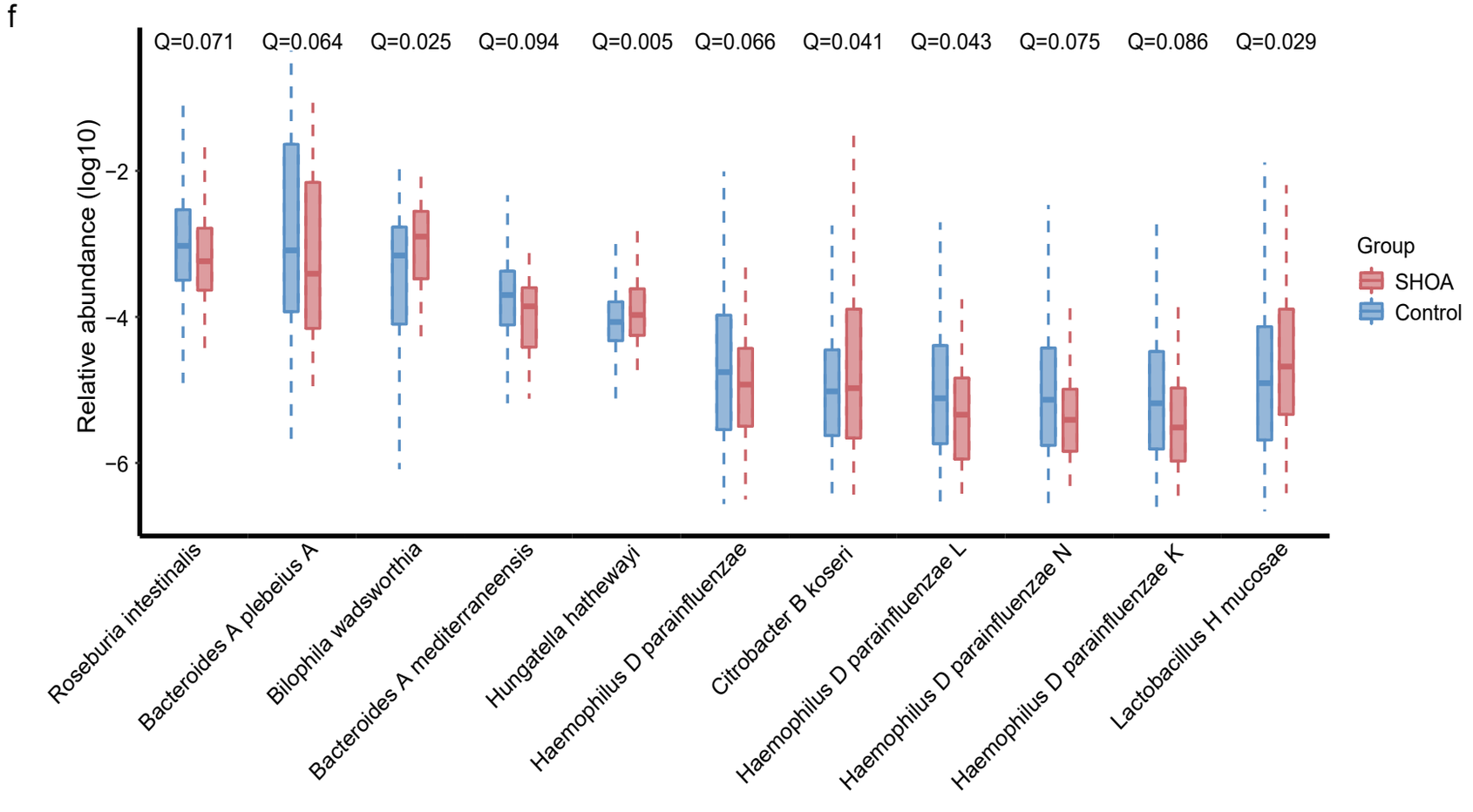
f
Q=0.071
Q=0.064
Q=0.025
Q=0.094
Q=0.005
Q=0.066
Q=0.041
Q=0.043
Q=0.075
Q=0.086
Q=0.029
Relative abundance (log10)
Group
SHOA
Control
Roseburia intestinalis
Bacteroides A plebeius A
Bilophila wadsworthia
Bacteroides A mediterraneensis
Hungatella hathewayi
Haemophilus D parainfluenzae
Citrobacter B koseri
Haemophilus D parainfluenzae L
Haemophilus D parainfluenzae N
Haemophilus D parainfluenzae K
Lactobacillus H mucosae