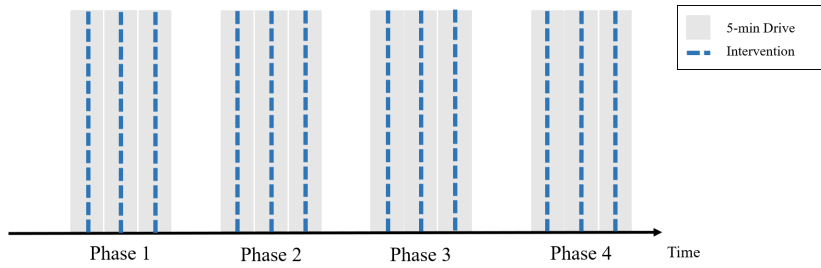
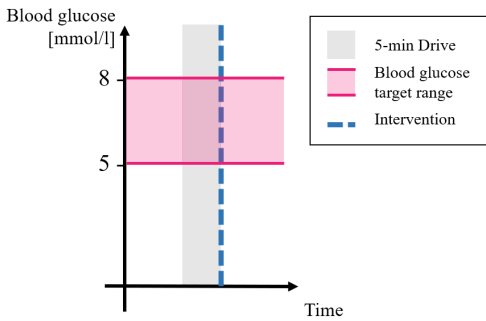


### Multimedia Appendix 3: Illustration of procedure across studies

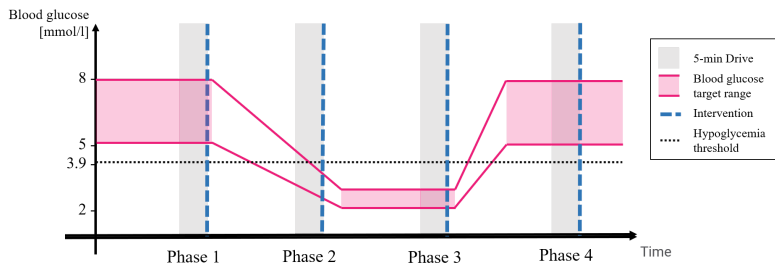
Bérubé et al. 2023



**Supplementary fig. 1** Warning ( $t=100$  sec or  $t=200$  sec) in Study 0. This figure is shown to allow comparison across studies.



**Supplementary fig. 3** Warning delivery procedure in Study 1. This figure is shown to allow comparison across studies.



**Supplementary fig. 3** Overview of the blood glucose manipulation and warning deliveries across the four driving phases in Study 2. This figure is shown to allow comparison across studies.