



10/22/19
NO91 BAL
GAPDH



NO91 10/11/19
BAL GAPDH
rep blot and ● Fig 5

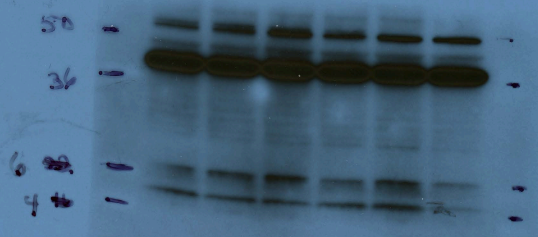
10/22/19
NO91 BAL
PSTAT



NO91 10/17/19
BAL P-STAT1
representative blot A • fig 5c

NO91
BAL

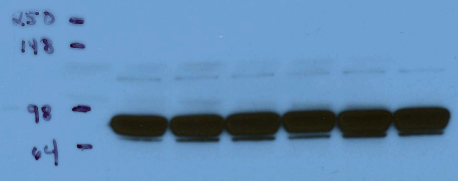
SOCS2
10/24/19



- + - + - +
5' 60' o/N

NO91 10/17/19
BAL SOCS2
representative blot and o/N

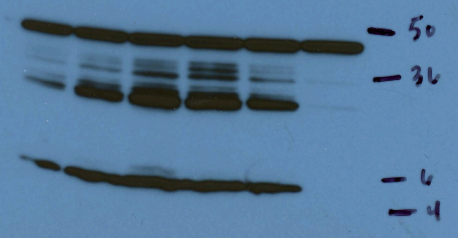
No9: TSTAT2
BAL 10/24/19



- + - + - +
5' 60' 0/N

No9: 10/17/19
BAL TSTAT2
rep blot & Fig 5b

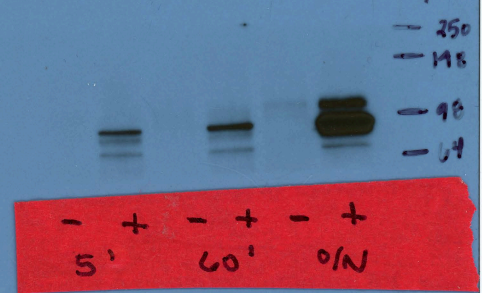
10/29/19
N091 MN
GAPDH



- + - + - +
5' 60' 0/N

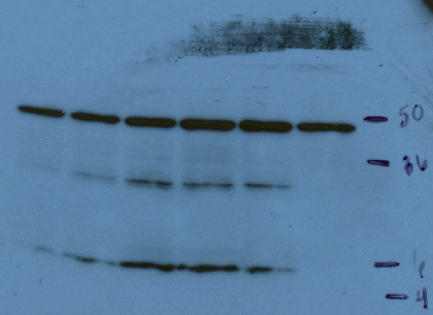
N091 10/17/19
MN GAPDH
rep blot and fig 5

10/29/19
N091 MN
PSTAT



N091 10/17/19
MN P-STAT1
rep blot of fig 5c

10/31/19
N091 MN
SOCS2



- + - + - +
5' 60' 0/N

N091 10/17/19
MN SOCS2
rep blot? and • fig 5d

10/31/19
NO91 MN
TSTAT

— 250
— 148
— 98
— 64

- + - + - +
5' 60' 01N

NO91 10/17/19
MN STAT2
representative blot & fig 5b

1/29/19
NO91
Overnight

PSTAT

X X X X

250 -
178 -
98 -
64 -




*

GAPDH

50 -
36 -
6 -
4 -

MN MN AM AM
- + - +

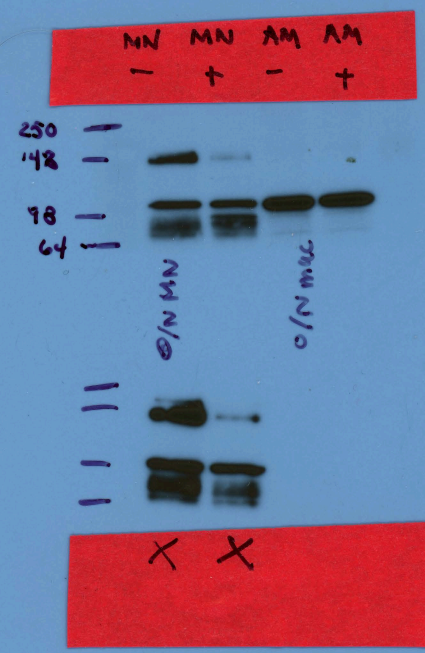


NO91 1/29/19
BAL + MN
GAPDH Fig 5a denominator *

IFNGR.
2/22/19

NO91

N173



NO91 2/22/19
BAL + MN
IFNGR1 Fig 5a *

10/25/16

*
GAPDH

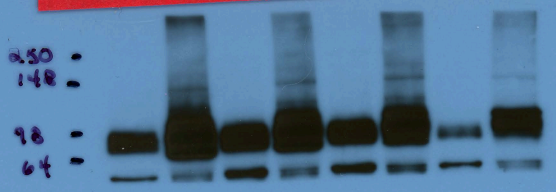


1	2	x	x	x	x	7	8
MV	AM					MV	AM
-	-					+	+

N158 10/23/18
 BAL + MV
 GAPDH Fig 5a • denominator

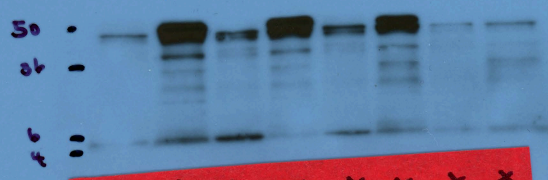
10/26/18

1	2	7	8
MN	AM	MN	AM
-	-	+	+
	X	X	X



IFNGR1

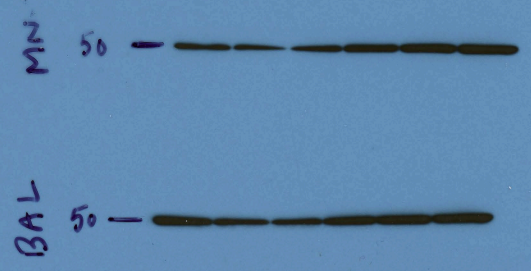
JCSA



X	X	X	X	X	X	X	X
---	---	---	---	---	---	---	---

N158 10/23/18
 BAL + MN
 IFNGR1 Fig 5a •


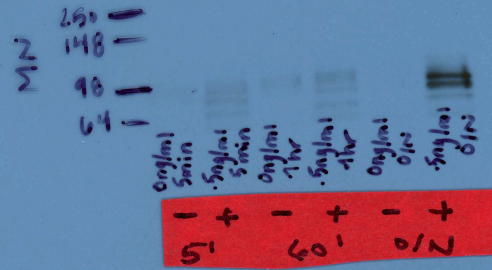
2-20-20
N173
GAPDH



- + - + - +
5' 60' 0/N


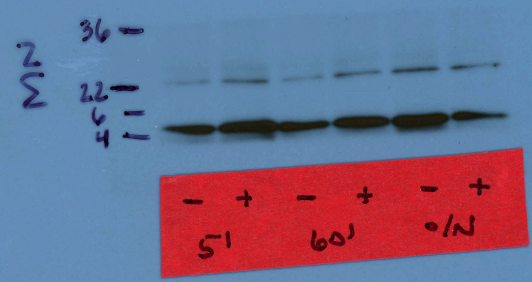
N173 01/06/20
BAL + MN
GAPDH Fig 5 denominator

2-20-20
N173
PSTAT




N173 01/06/20
BAL + MN
PSTAT fig 5c ■

2-20-20
N173
SOCS1



N173 0/04/20
BAL + MN
SOCS1 Fig 5d

2-21-20
N173
TSTAT



N173 01/06/20
BAL + MN
STAT1 Fig 5b

10/25/18

*
GAPDH

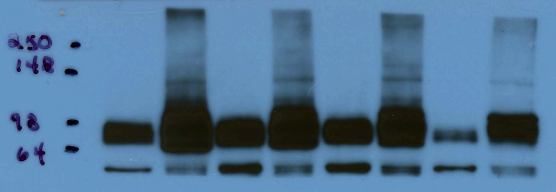


1	2	X	X	X	X	7	8
MV	AM					MV	AM
-	-					+	+

N173 10/23/18
 BAL + MV ✓
 GAPDH Fig 5a • denominator

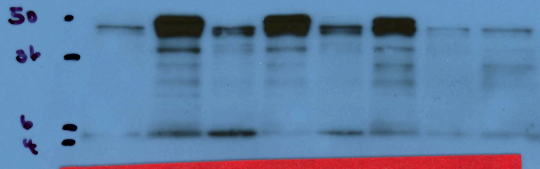
10/25/18

1	2				7	8
MN	AM	X	X	X	MN	AM
-	-				+	+



IFNGR1

BAL



X	X	X	X	X	X	X	X
---	---	---	---	---	---	---	---



N173 10/28/18
 BAL + MN
 IFNGR1 Fig 5a •

1-22-20
N175
GAPDH



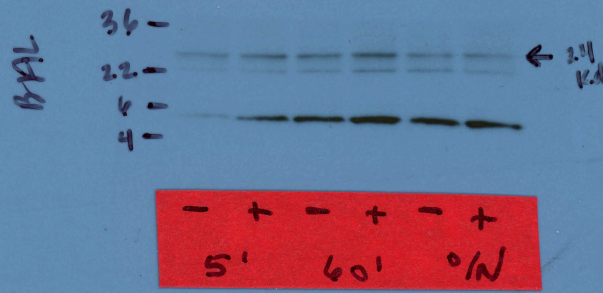
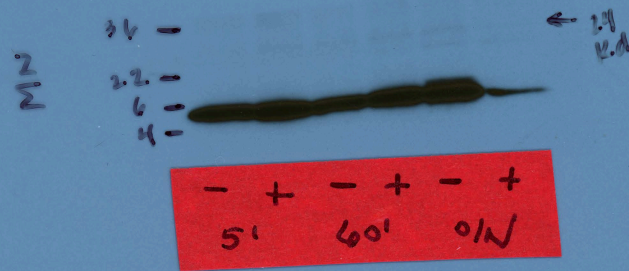
N175 01/08/20
BAL + MN
GAPDH Fig5 denominator ▲

1-22-20
N175
P-STAT



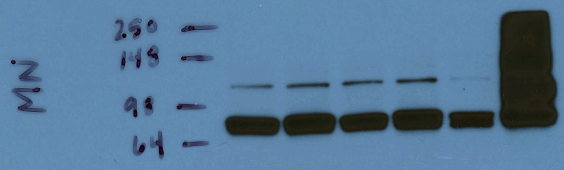
N175 01/22/20
BAL + MN
P-STAT1 Fy5C ▲

1-22-20
N175
Soc51




N175 01/22/20
BAL + MN
Soc51 Fig 5d ▲

1-28-20
N175
T STAT



- + - + - +
5' 60' 0/N



- + - + - +
5' 60' 0/N

N175 01/28/20
BAL + MN
STAT1 Fig 5b ▲

2/15/19

N178

X X X X X X

PS1A

250
148
98
64

AM AM MN MN
X X - + - +

GAPDH

50
36
6
4

N178 02/12/19
BAL+MN
GAPDH Fig 5a

02/12/19

~~XXXX~~

XX AM AM MN MN
- + - +

N178 unsp. gk

85 -
48 -
70 -
64 -

XX

50 -
36 -
6 -
4 -

DOCS1
N173

MN MN
- o/N


N178 02/12/19
BAL + MN
IFNGR1 Fig 5a

911 (0.1)

3/21/19
N179
GAPDH

N179
MN

N179
MN



N179 03/21/19
BAL + MN
GAPDH Fig. 5 denominator*

1st exp.
Rats

9/9/19
PSTAT
N179

MN N179

MN - + - + - +
5' 60' 0/N

250
143
98
64

MN 0ng 5min
MN 5ng 5min
MN 0ng 1hr
MN 5ng 1hr
MN 0ng 0/N
MN 5ng 0/N

MACS N179

250
143
98
64

MAC 0ng 5min
MAC 5ng 5min
MAC 0ng 1hr
MAC 5ng 1hr
MAC 0ng 0/N
MAC 5ng 0/N

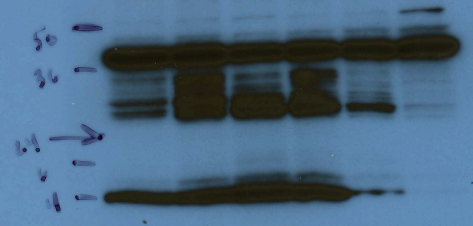
BAL
- + - + - +
5' 60' 0/N

N179 03/21/19
BAL + MN
P-STAT1 Fig 5C *

4/24/19
N179
Sec 5.1

MN
- + - + - +
5' 60' 0/N

MN N179



MNS N179



BAL
- + - + - +
5' 60' 0/N

N179 03/21/19
BAL + MN
Sec 5.2 Fig 5d *

11-28

3/28/19

N179
STAT

N179
MN

250
175
90
64

MN
- 5' + - 60' + - 0/N +

250
175
90
64

N179
MAC

BAL
- 5' + - 60' + - 0/N +

N179 03/21/19
BAL + MN
STAT2 Fig 5b *