

Figure1. Flow chart of describing the selection of studies for the systematic review and meta-analysis of the prevalence of pregnancy termination and associated factors in Ethiopia, 2023

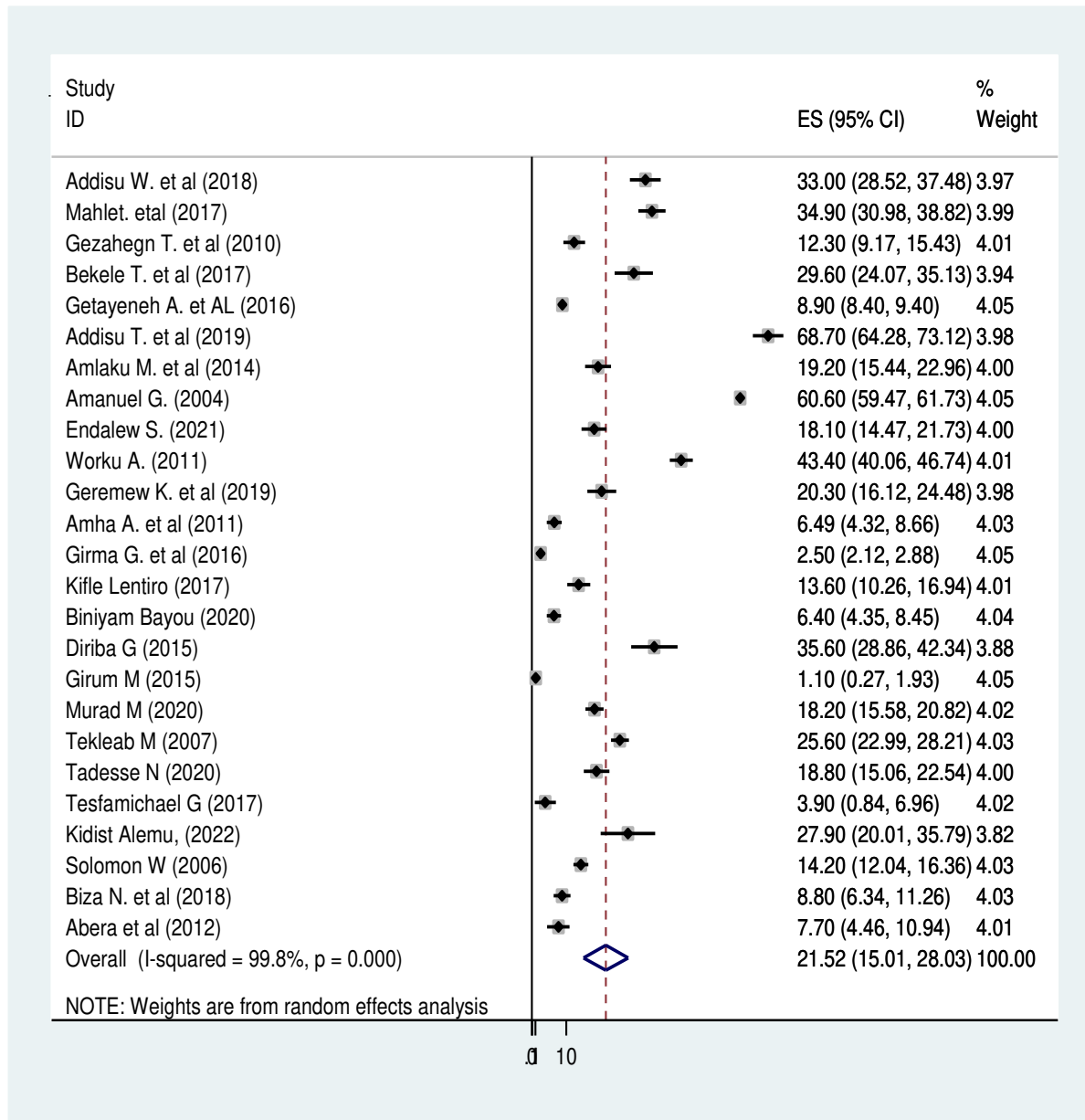


Figure 2: Forest plot of the pooled prevalence of pregnancy termination in Ethiopia, 2023

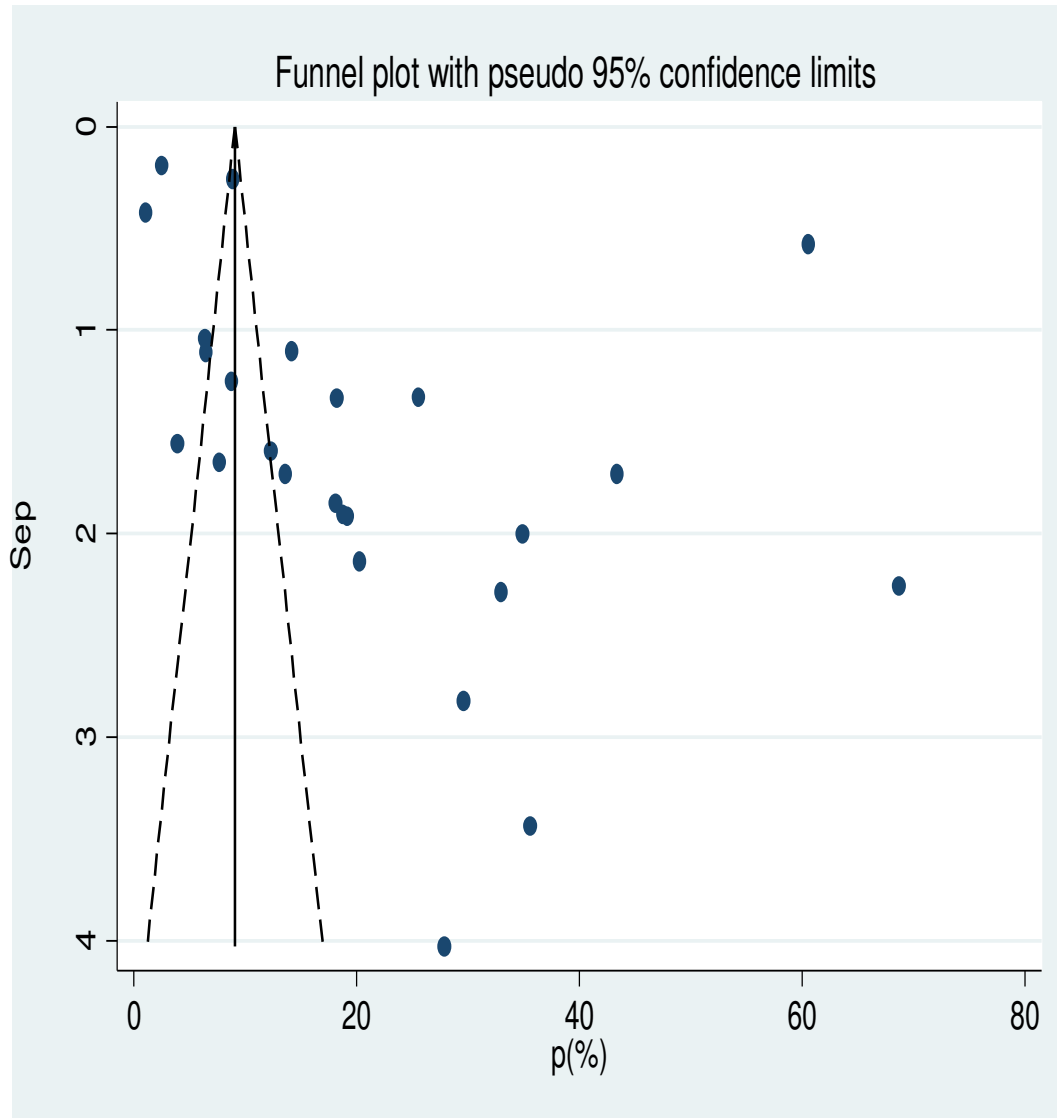


Figure 3: Funnel plot to test publication bias of pregnancy termination in Ethiopia, 2023

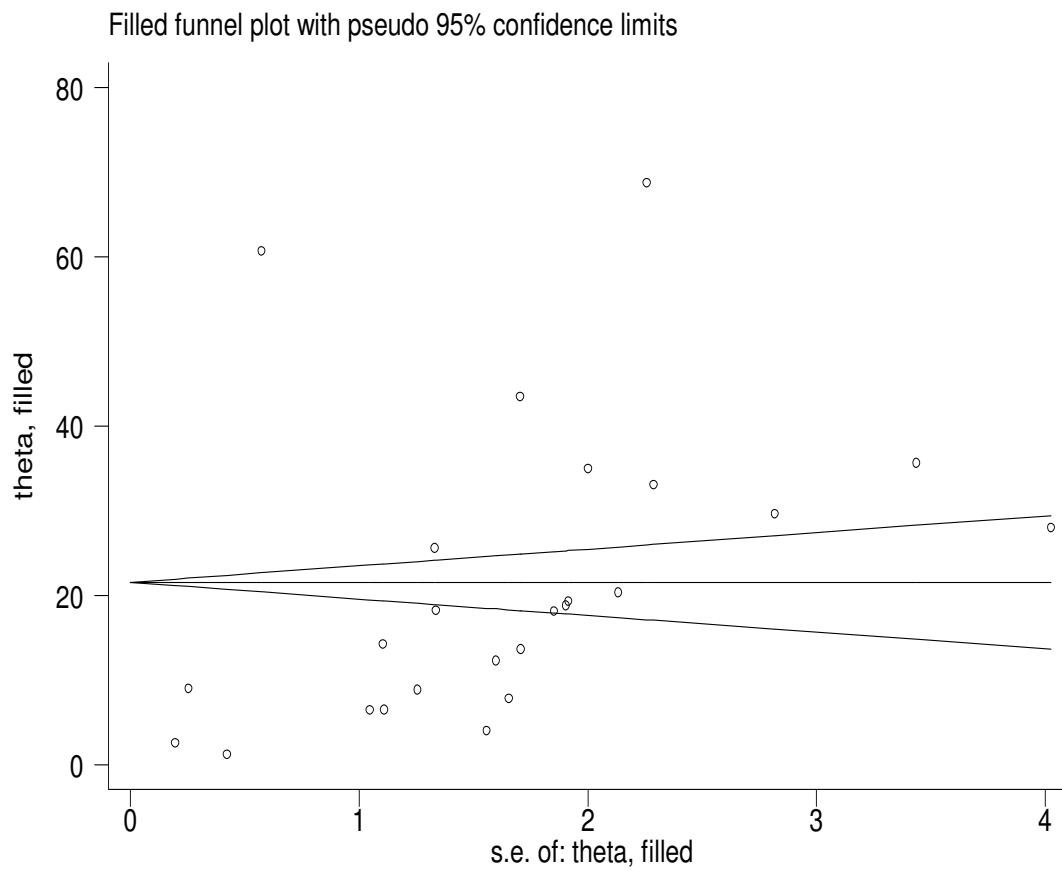


Figure 4: The Duval and Tweedie nonparametric trim and fill analysis of abortion among women in Ethiopia, 2023

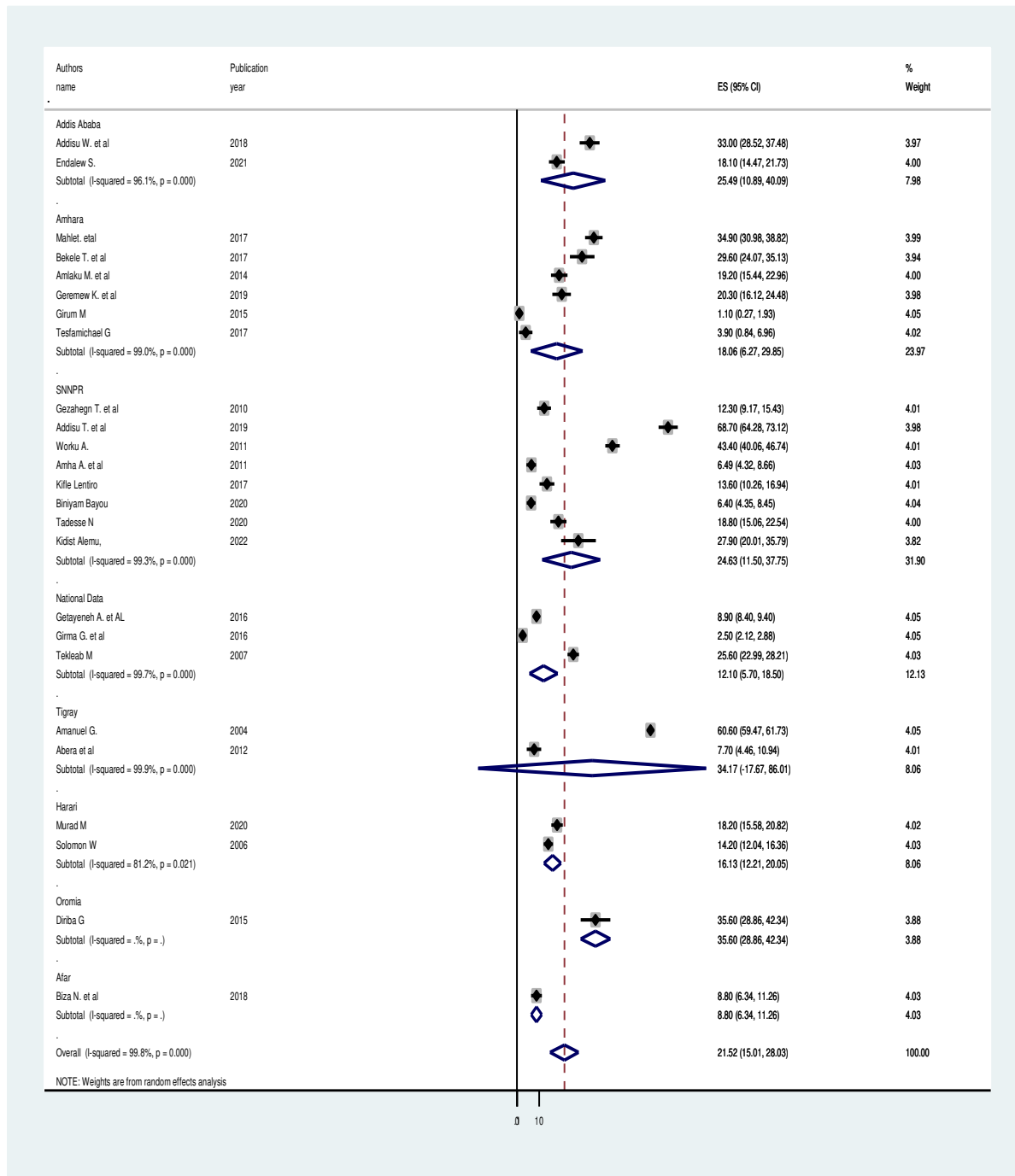


Figure 5: Subgroup analysis of the pregnancy termination based on regional distribution in Ethiopia, 2023

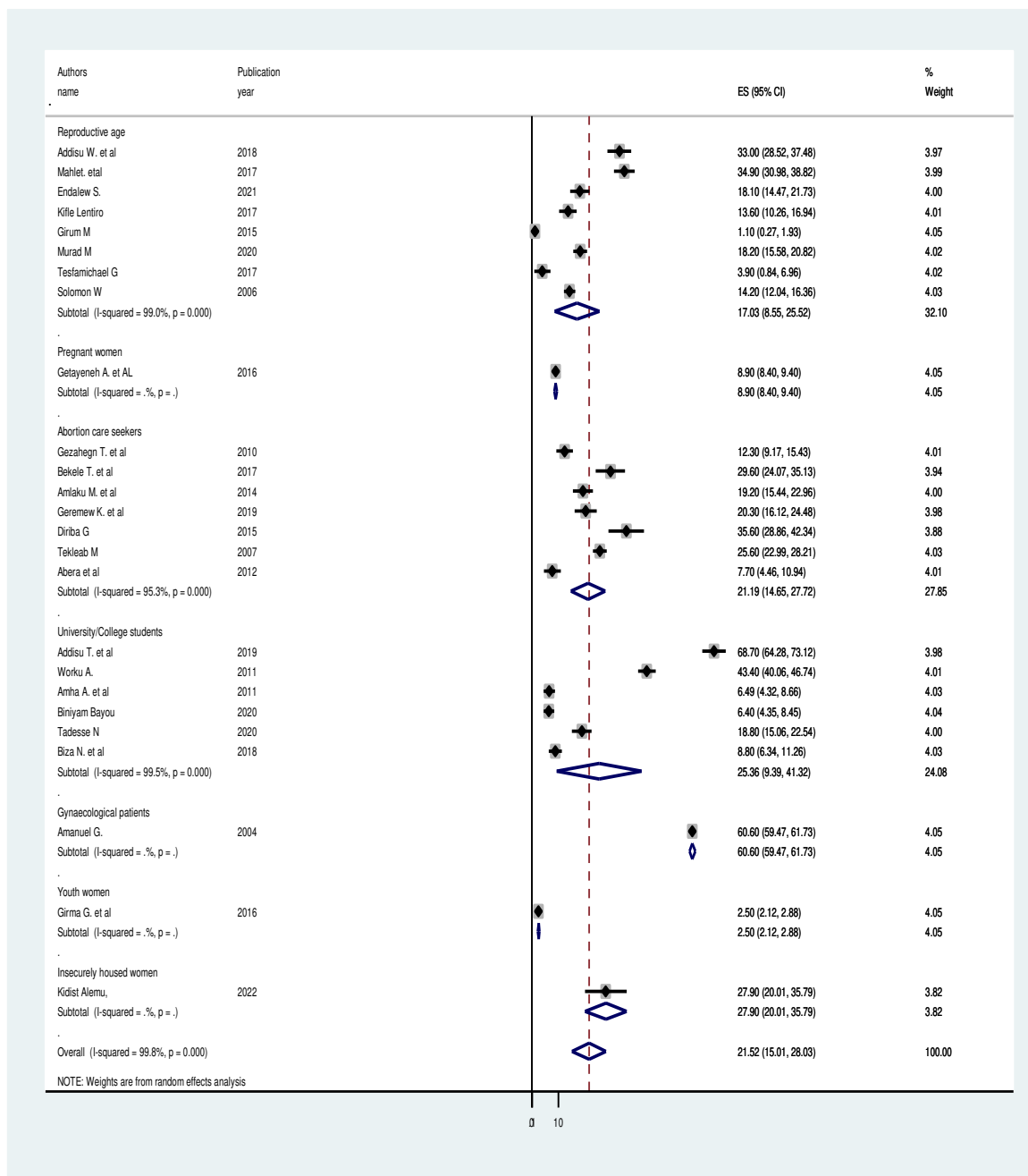


Figure 6: Subgroup analysis of the prevalence of pregnancy termination based on study population in Ethiopia, 2022

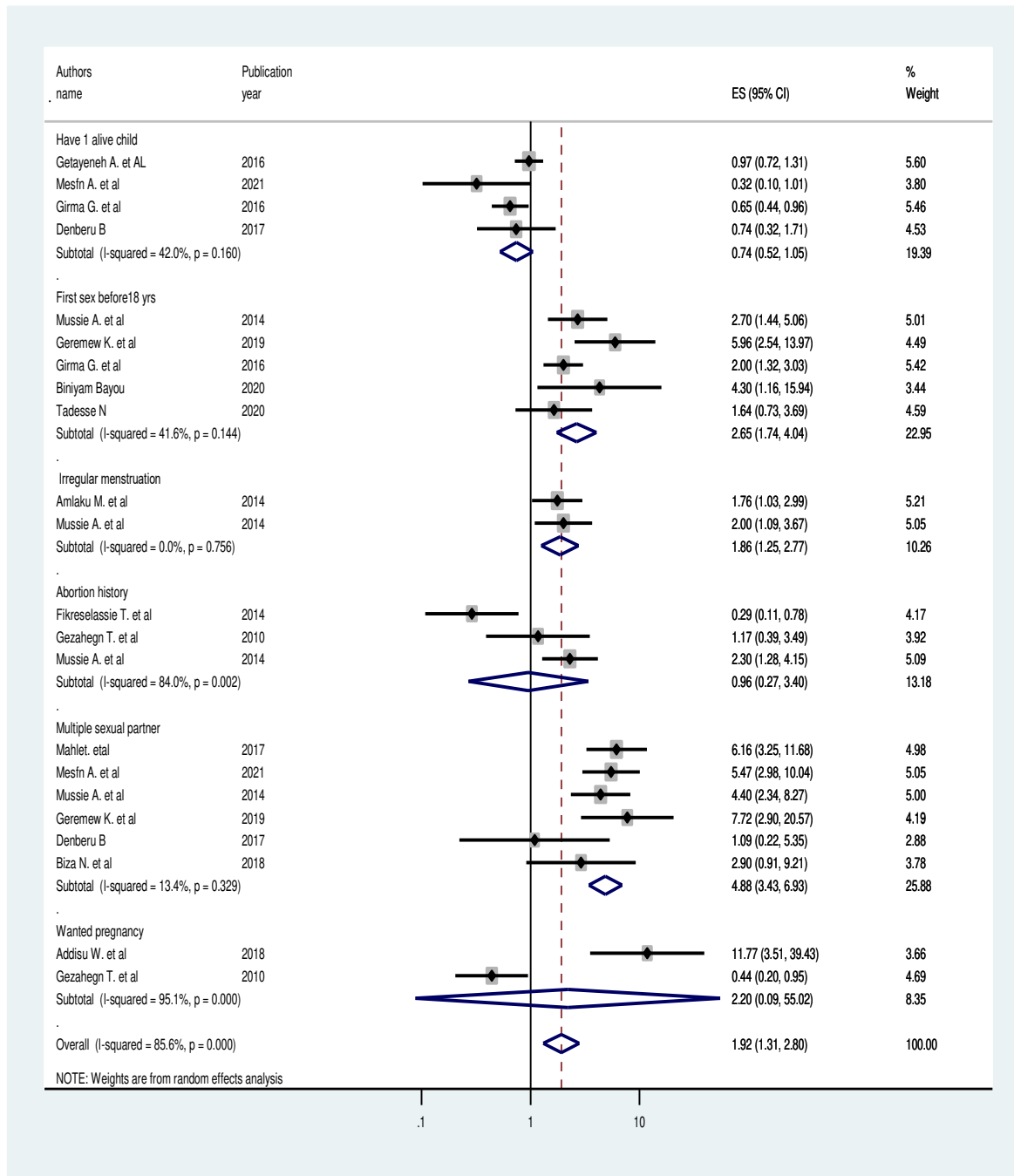


Figure 7: Subgroup analysis of the prevalence of pregnancy termination based on before and after MDG in Ethiopia, 2023

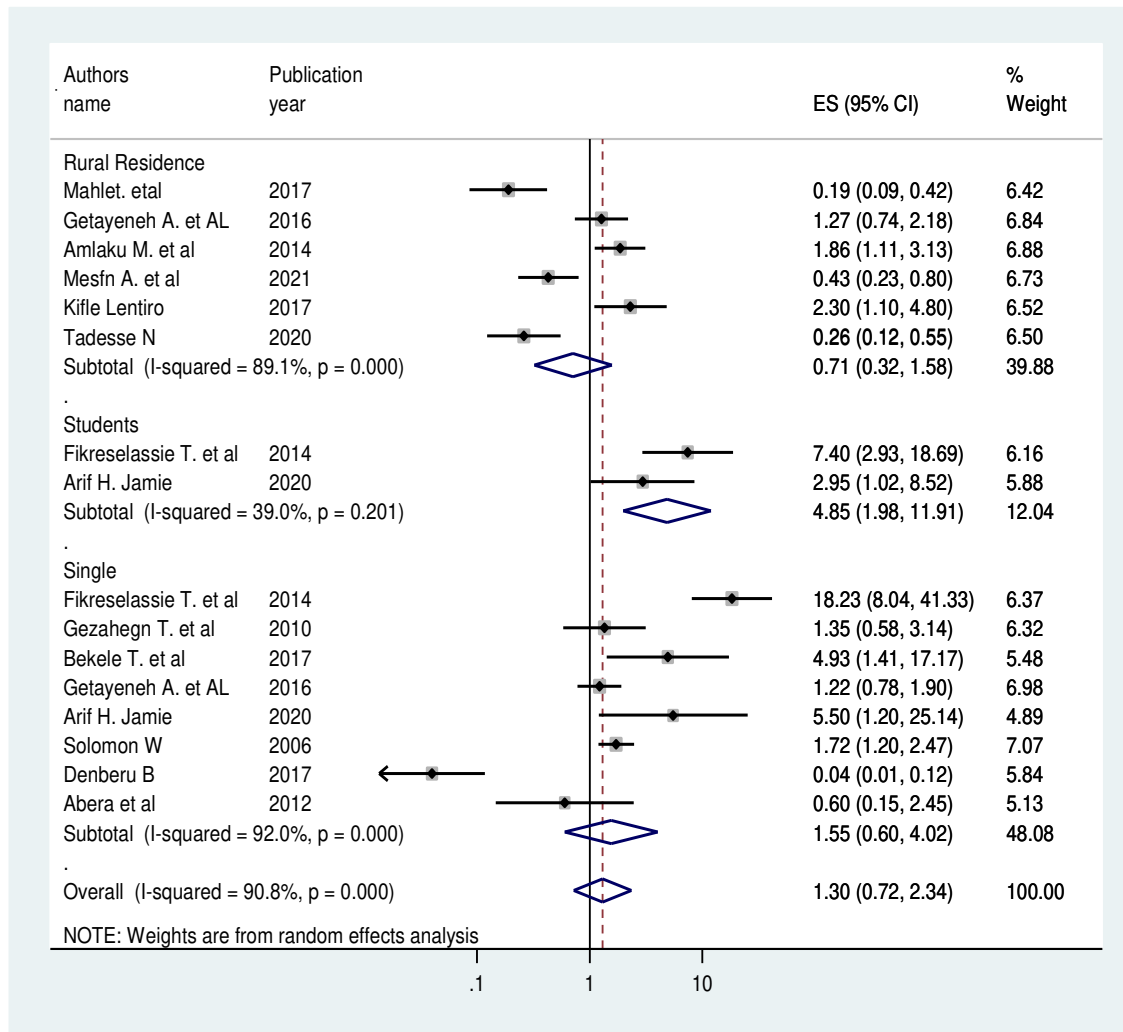


Figure 8: Forest plot of odds ratio for the association of selected socio-demographic characteristics and pregnancy termination in Ethiopia, 2023



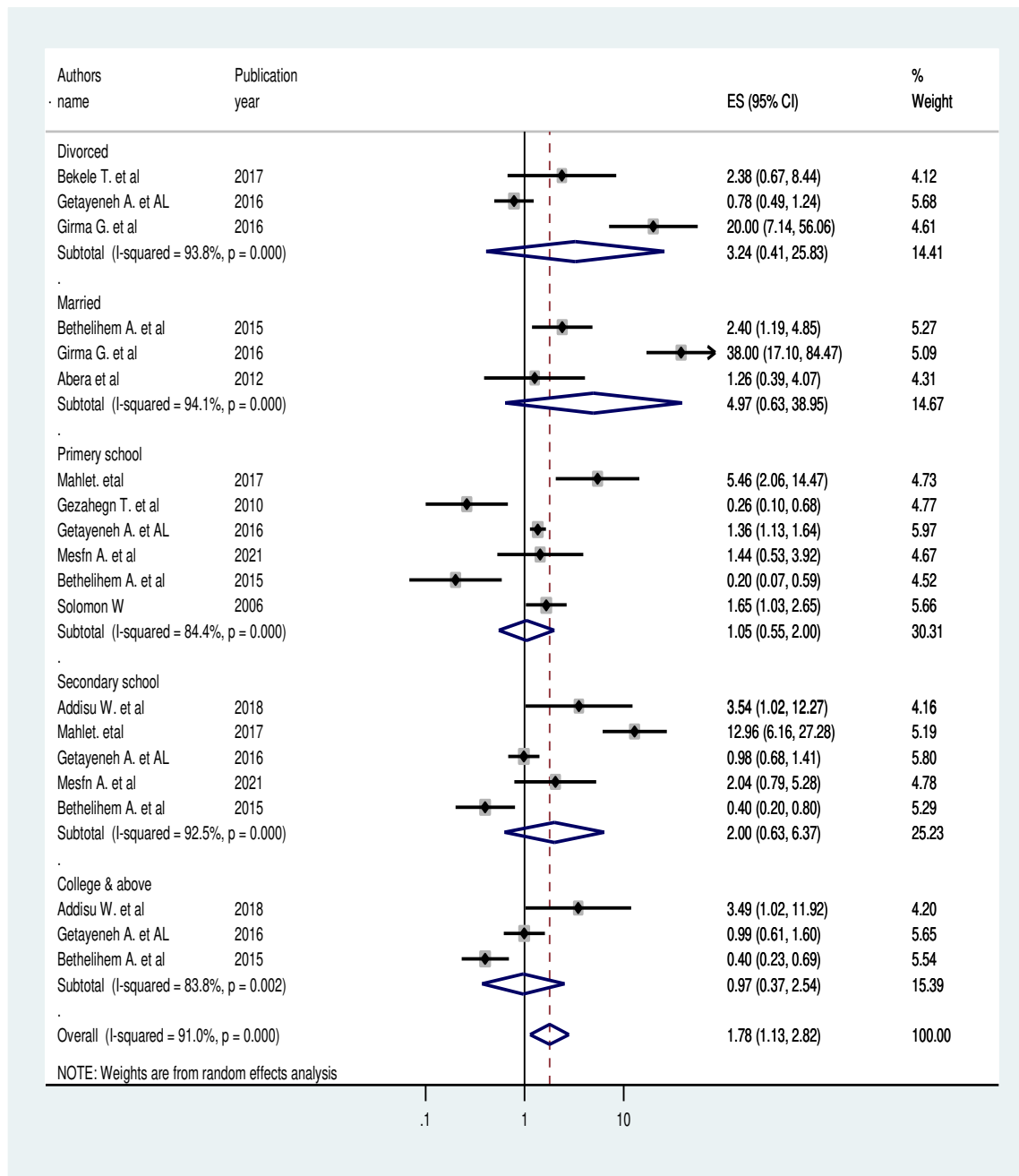


Figure 9: Forest plot of odds ratio for the association of selected socio-demographic characteristics and pregnancy termination in Ethiopia, 2023

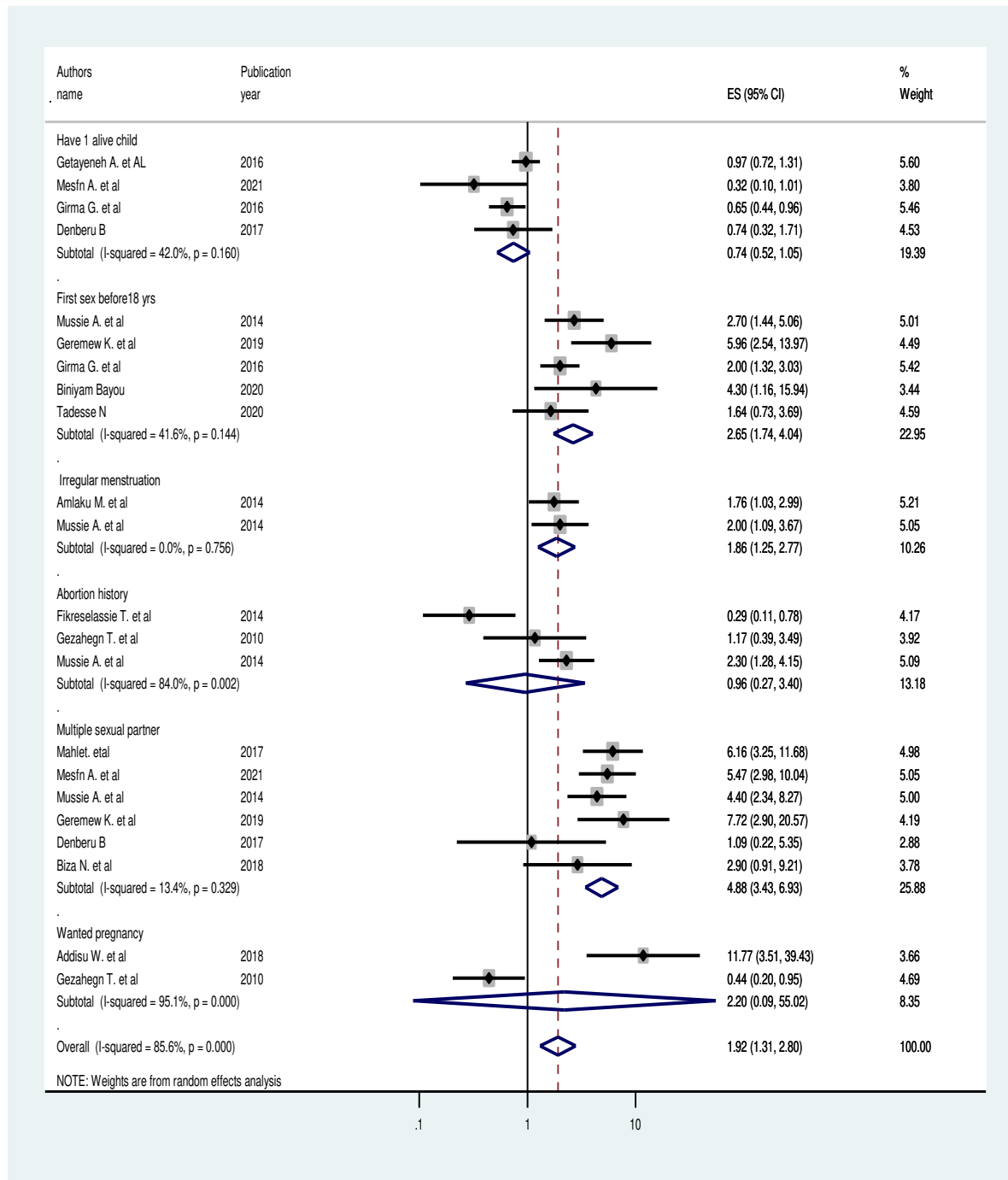


Figure 10: Forest plot of odds ratio for the association of selected reproductive characteristics and pregnancy termination in Ethiopia, 2023

Table 1. Data extraction sheet of the studies

Authors name	Publication year	Study area	Region	Study design	Study setting	Study population	Sample size
Addisu W. et al	2018	Addis Ababa	Addis Ababa	Cross-sectional	Institutional	Reproductive age group	423
Mahlet T. et al.	2017	Debre Markos	Amhara	Cross-sectional	Institutional	Reproductive age group	567
Fikrelassie T. et al.	2014	Bahr Dar	Amhara	Case-control	Institutional	Pregnant women	175
Gezahegn T. et al.	2010	Guraghe Zone	SNNP	Cross-sectional	Institutional	Abortion care service seekers	422
Bekele T. et al.	2017	Debre Markos	Amhara	Cross-sectional	Institutional	Abortion care service seekers	262
Getayeneh A. et al.	2016	Ethiopia	National data	Cross-sectional	Community	Pregnant women	12378
Addisu T. et al.	2019	Hawassa	SNNP	Cross-sectional	Institutional	University/College students	422
Amlaku M. et al.	2014	Amhara region referral hospitals	Amhara	Cross-sectional	Institutional	Abortion care service seekers	422
Birye D. et al.	2019	Gondar	Amhara	Cross-sectional	Institutional	University/College students	648
Amanuel G. et al.	2004	Adigrat	Tigray	Cross-sectional	Institutional	Women with Gynecologic problem	7203
Endalew S. et al.	2021	Addis Ababa	Addis Ababa	Cross-sectional	Institutional	Reproductive age	432
Worku A. et al.	2011	Arba Minch	SNNP	Cross-sectional	Institutional	University/College students	845
Mesfn A. et al.	2021	Arba minch & Wolayita Sodo town	SNNP	Case control	Institutional	Reproductive age group	413
Bethelihem A. et al.	2015	Addis Ababa	Addis Ababa	Cross-sectional	Institutional	Abortion care service seekers	429
Mussie A. et al.	2014	Tigray region health hospitals	Tigray	Case control	Institutional	Abortion care service seekers	309
Geremew K. et al.	2019	Debre Berhan town health institutions	Amhara	Cross-sectional	Institutional	Abortion care service seekers	355
Amha A. et al.	2011	Hawassa University	SNNP	Cross-sectional	Institutional	University/College students	493

Girma G. et al.	2016	Ethiopia	National data	Cross-sectional	Community	Youth women	6401
Kifle L. et al.	2017	Guraghe zone	SNNP	Cross-sectional	Institutional	Reproductive age	404
Arif H. et al.	2020	Harari	Harari	Cross-sectional	Institutional	Reproductive age group	611
Biniyam B. et al.	2020	Dilla University	SNNPR	Cross-sectional	Institutional	University/College students	548
Denberu B. et al.	2017	Addis Ababa	Addis Ababa	Case control	Institutional	Youth women	330
Diriba G. et al.	2015	Jimma	Oromia	Cross-sectional	Institutional	Abortion care service seekers	194
Girum M. et al.	2015	Gonji Kollela District	Amhara	Cross-sectional	Community	Reproductive age group	611
Murad M. et al.	2020	Harar	Harari	Cross-sectional	Institutional	Reproductive age group	835
Tekleab M. et al.	2007	Ethiopia	National data	Cross-sectional	Institutional	Abortion care service seekers	1075
Tadesse N. et al.	2020	Mizan Tepi University	SNNP	Cross-sectional	Institutional	University/College students	420
Tesfamichael G. et al.	2017	Gondar	Amhara	Cross-sectional	Community	Reproductive age	154
Kidist A. et al.	2022	Jimma, Bonga, and Mizan-Aman	SNNPR	Cross-sectional	Community	Insecurely housed women	124
Solomon W. et al.	2006	Harer	Harari	Cross-sectional	Community	Reproductive age	1000
Biza N. et al.	2018	Semera	Afar	Cross-sectional	Institutional	University/College students	509
Abera et al.	2012	Mekelle	Tigray	Cross-sectional	Institutional	Abortion care seekers	260