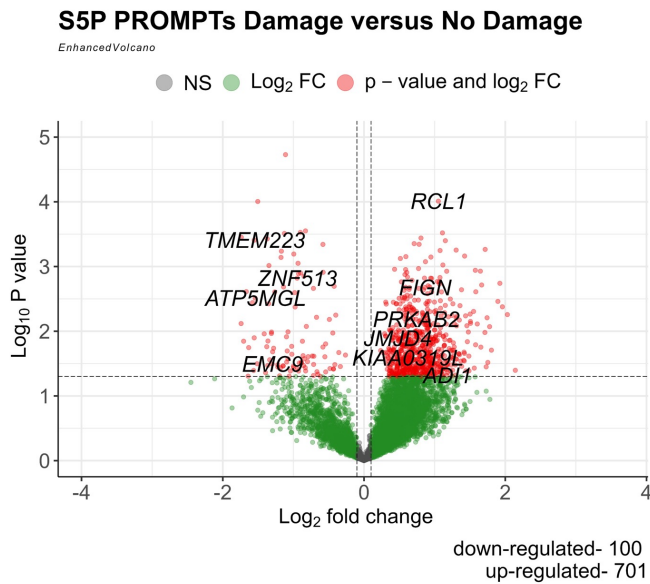
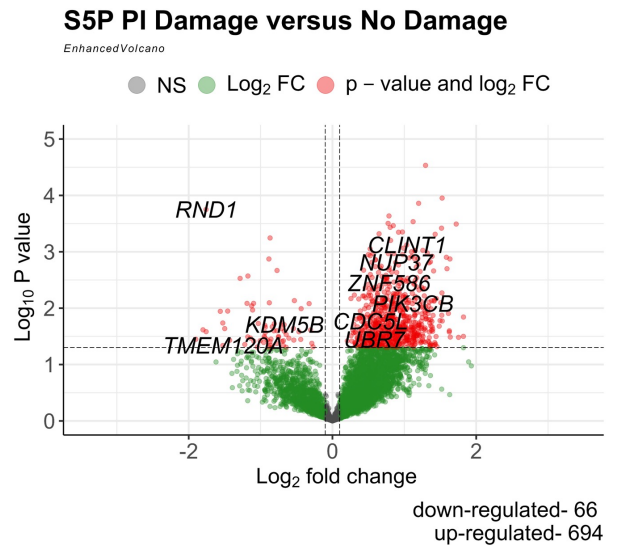


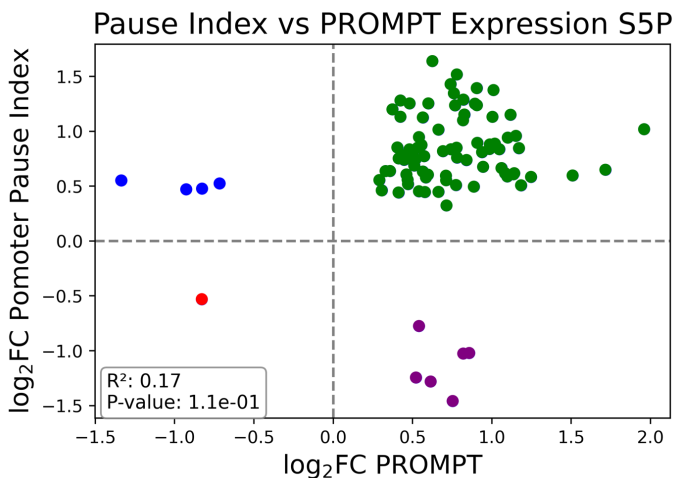
A



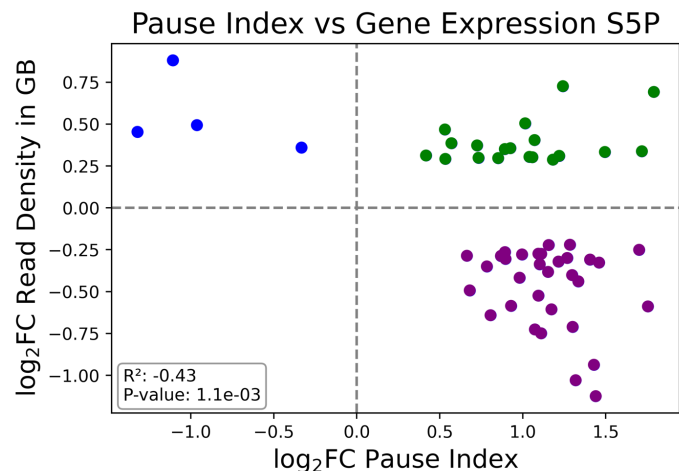
B



C



D



**Figure S8.** Promoter pausing index analysis of S5P RNAPII upon DNA damage. **A)** Volcano plots showing differential PROMPTs of protein-coding genes from S5P samples upon IR. **B)** Volcano plots showing differential PI of protein-coding genes from S5P samples upon IR. **C)** Scatter plot showing log<sub>2</sub>FoldChange in PROMPTs expression with associated log<sub>2</sub>FoldChange in PI of protein-coding genes from S5P sample on IR treatment. **D)** Scatter plot showing log<sub>2</sub>FoldChange in GB expression with associated log<sub>2</sub>FoldChange in PI of protein-coding genes from S5P sample upon IR treatment.