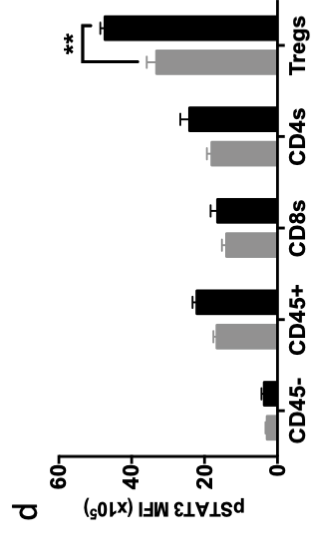
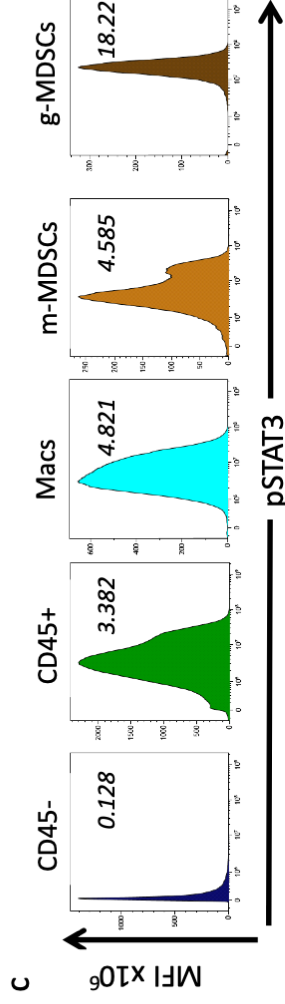
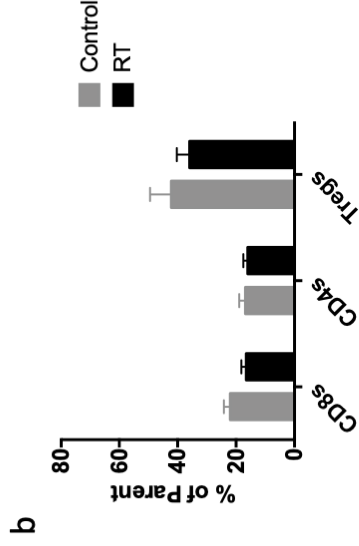


# Supplementary Figure 1

**a Human immune cell populations**

Population	Gate
Myeloid cells	CD45+CD11b+
MDSC	CD45+CD11b+CD33+
Macrophage	CD45+CD11b+CD16+
CD4	CD45+CD3+CD4+
Tregs	CD45+CD3+CD4+Foxp3+
CD8	CD45+CD3+CD8+



## Mouse immune cell populations

Population	Gate
Myeloid cells	CD45+CD11b+
MDSC	CD45+CD11b+Gr1+
M-MDSC	CD45+CD11b+Ly6C <sup>hi</sup> Ly6G-
G-MDSC	CD45+CD11b+Ly6C <sup>lo</sup> Ly6G+
Macrophage	CD45+CD11b+F4/80+
M1 Macrophage	CD45+CD11b+F4/80+iNOS+
M2 Macrophage	CD45+CD11b+F4/80+CD163+
Neutrophil	CD45+CD11b+Ly6C-Ly6G+
CD4	CD45+CD3+CD4+
Tregs	CD45+CD3+CD4+Foxp3+
CD8	CD45+CD3+CD8+
CD8 Teff	CD45+CD3+CD8+CD44+IFN $\gamma$ +
CD4 Teff	CD45+CD3+CD4+CD44+IFN $\gamma$ +