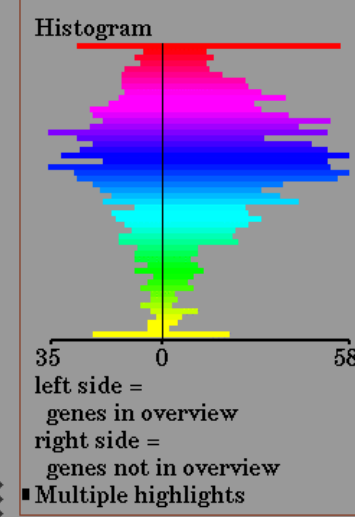
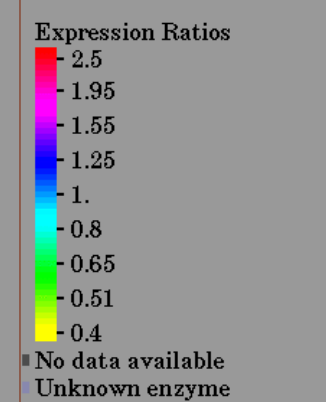




- ▲ Amino Acids
- Carbohydrates
- ◇ Proteins
- Purines
- ◻ Pyrimidines
- ▽ Cofactors
- ⌣ tRNAs
- Other
- (Filled) Phosphorylated



Transcripts c1

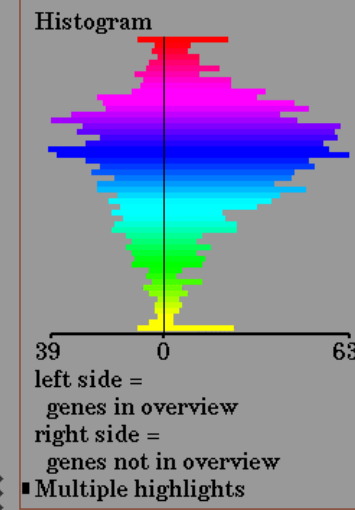
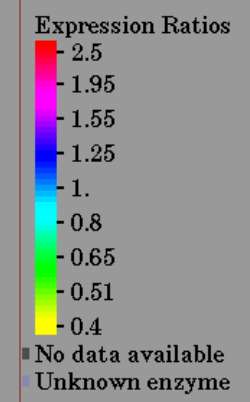


Transcripts c2




- ▲ Amino Acids
- Carbohydrates
- ◇ Proteins
- Purines
- ◻ Pyrimidines
- ▽ Cofactors
- ⊥ tRNAs
- Other

● (Filled) Phosphorylated

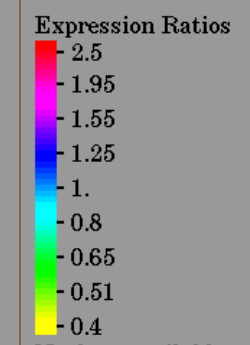


Transcripts i1

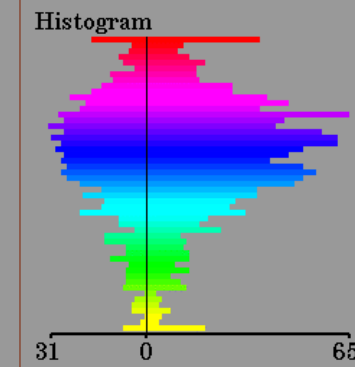


- ▲ Amino Acids
- Carbohydrates
- ◇ Proteins
- Purines
- ◻ Pyrimidines
- ▽ Cofactors
- ⊥ tRNAs
- Other

● (Filled) Phosphorylated

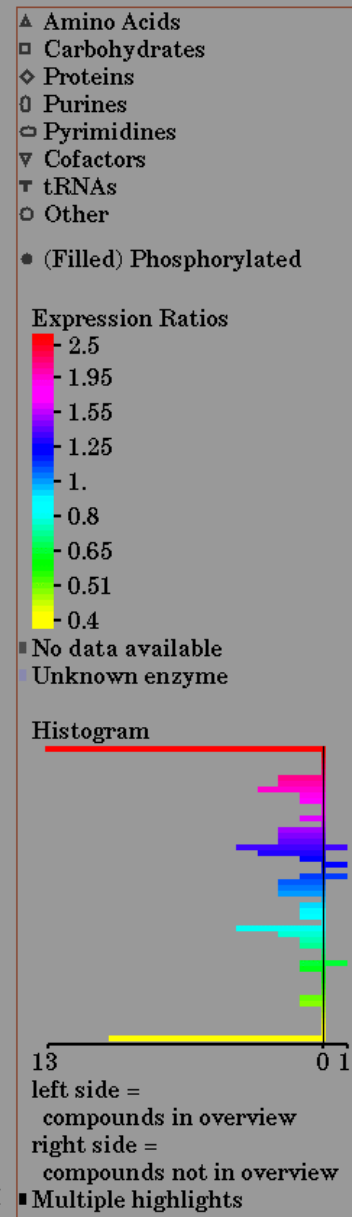



- No data available
- Unknown enzyme



left side = genes in overview  
 right side = genes not in overview  
 ■ Multiple highlights


# Transcripts i2



Metabolites c1



Metabolites c2



- ▲ Amino Acids
- Carbohydrates
- ◇ Proteins
- Purines
- Pyrimidines
- ▽ Cofactors
- ⊥ tRNAs
- Other
- (Filled) Phosphorylated

**Expression Ratios**

2.5  
1.95  
1.55  
1.25  
1.  
0.8  
0.65  
0.51  
0.4


■ No data available  
■ Unknown enzyme

**Histogram**

13  
left side =  
compounds in overview  
right side =  
compounds not in overview

■ Multiple highlights

Metabolites i1



- ▲ Amino Acids
- Carbohydrates
- ◇ Proteins
- Purines
- Pyrimidines
- ▽ Cofactors
- ⌣ tRNAs
- Other
- (Filled) Phosphorylated

**Expression Ratios**

2.5  
1.95  
1.55  
1.25  
1.0  
0.8  
0.65  
0.51  
0.4

■ No data available  
■ Unknown enzyme

**Histogram**

12  
left side =  
compounds in overview  
right side =  
compounds not in overview  
■ Multiple highlights

Metabolites i2