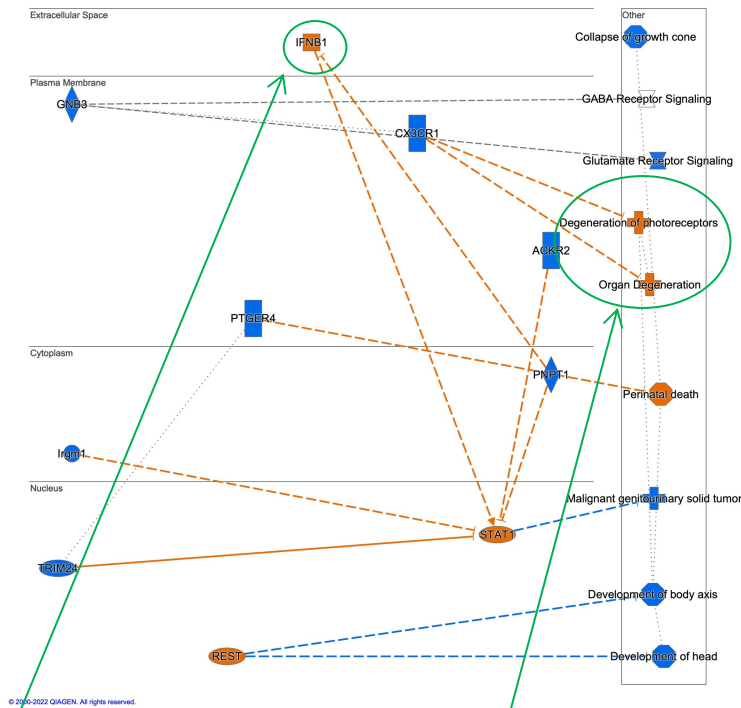


Supplementary Fig. S2A

Neuroretina 1 week

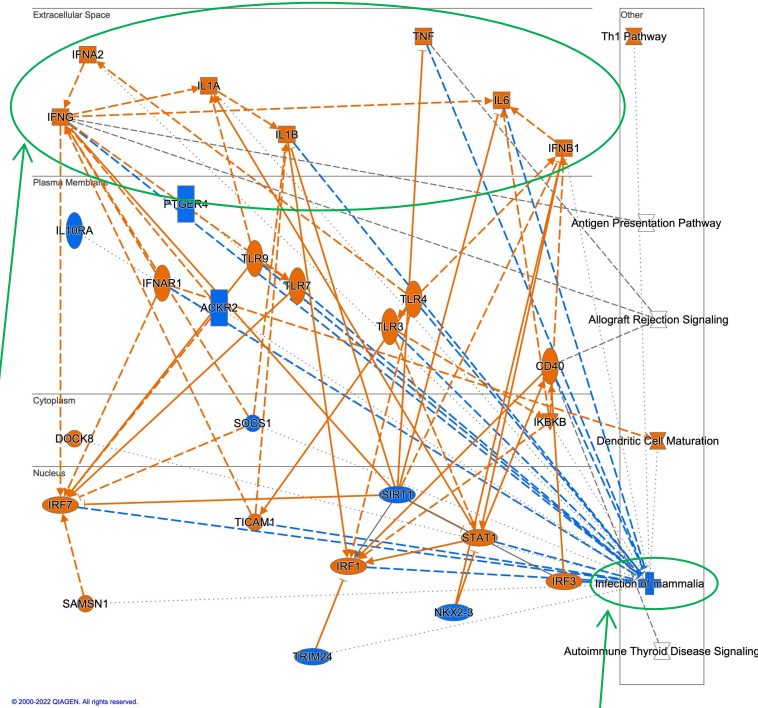
Retina FP5911AB LCMV protein ID for IPA p0.05 user dataset Summary Graph



Weak cytokine response (17 protein changes)
 No/little immune response
 No changed susceptibility to infection
 Down: Cell cycle control of DNA replication
 Down: Transcription
Substantial degeneration

8 weeks

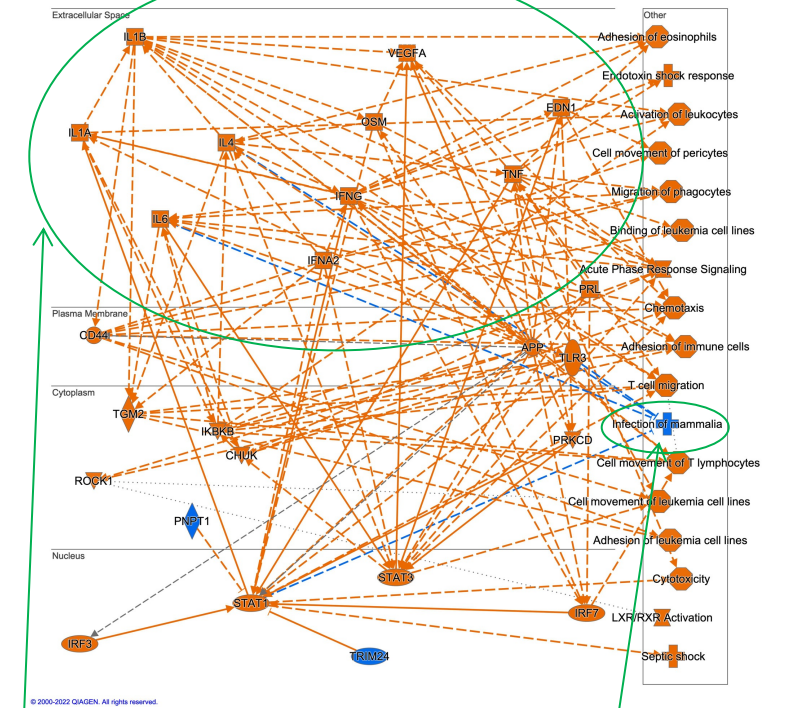
Retina FP5868 LCMV protein ID for IPA p0.05 user dataset Summary Graph



Moderate cytokine response (112 protein changes)
 Strong immune response
Decreased susceptibility to infection
 No apparent sign of degeneration

28 weeks

Retina FP5869 LCMV protein ID for IPA p0.05 user dataset Summary Graph



Moderate cytokine response (122 protein changes)
 Strong immune response
Decreased susceptibility to infection
 Degeneration