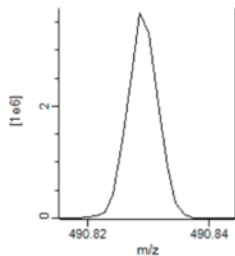
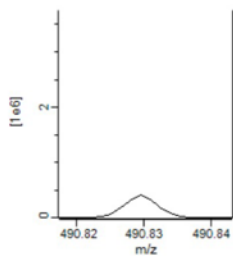


O55131|SEPT7_MOUSE Septin-7

Example Peptide Abundances for VNIPLIAK (2+)



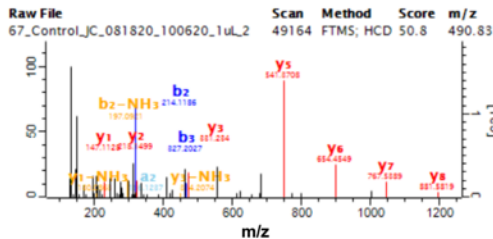
67 - Numb



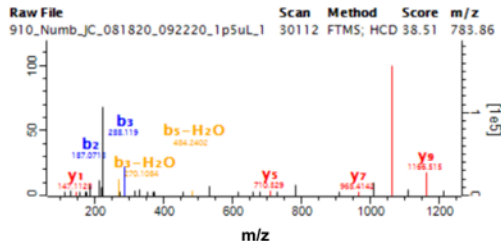
67 - Control

Peptides	Sequence coverage [%]	Protein Score	Abundance Ratio (Numb/ Control)	P-value (Control vs. Numb)
32	67.7	210	82.9	3.6E-03

Example MS/MS Spectra



VNIPLIAK (2+)



ADLTPEECQQFK (2+)