Figure S1

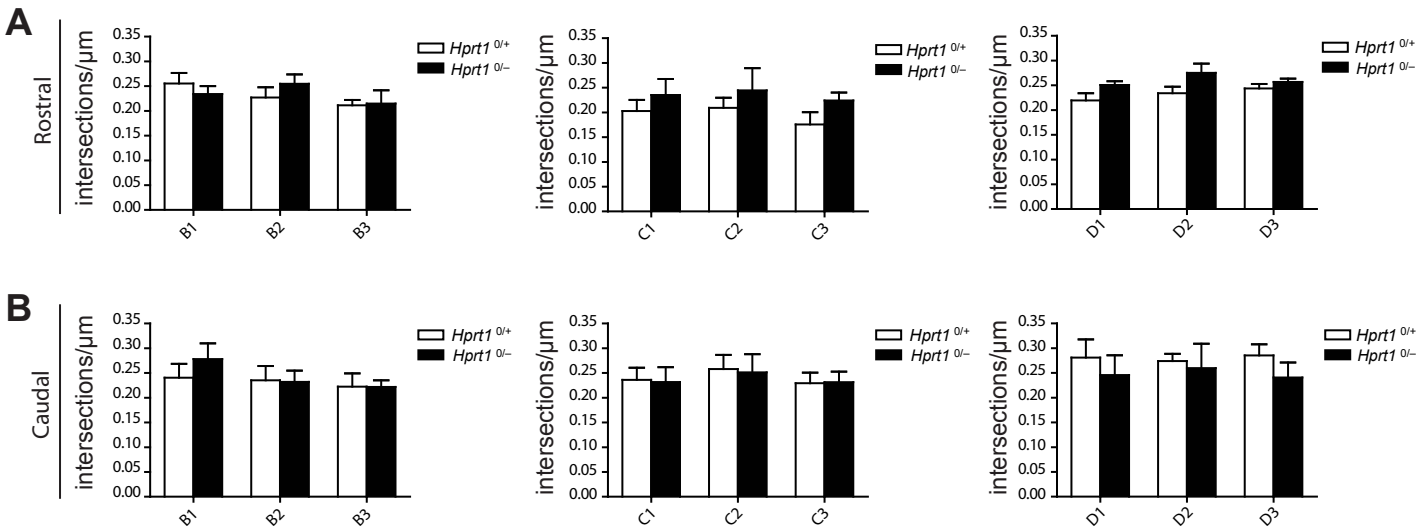
A
Rostral
intersections/µm
0.35
0.30
0.25
0.20
0.15
0.10
0.05
0.00
B1
B2
B3
C1
C2
C3
D1
D2
D3
Hprt1 0/+
Hprt1 0/–

B
Caudal
intersections/µm
0.35
0.30
0.25
0.20
0.15
0.10
0.05
0.00
B1
B2
B3
C1
C2
C3
D1
D2
D3
Hprt1 0/+
Hprt1 0/–

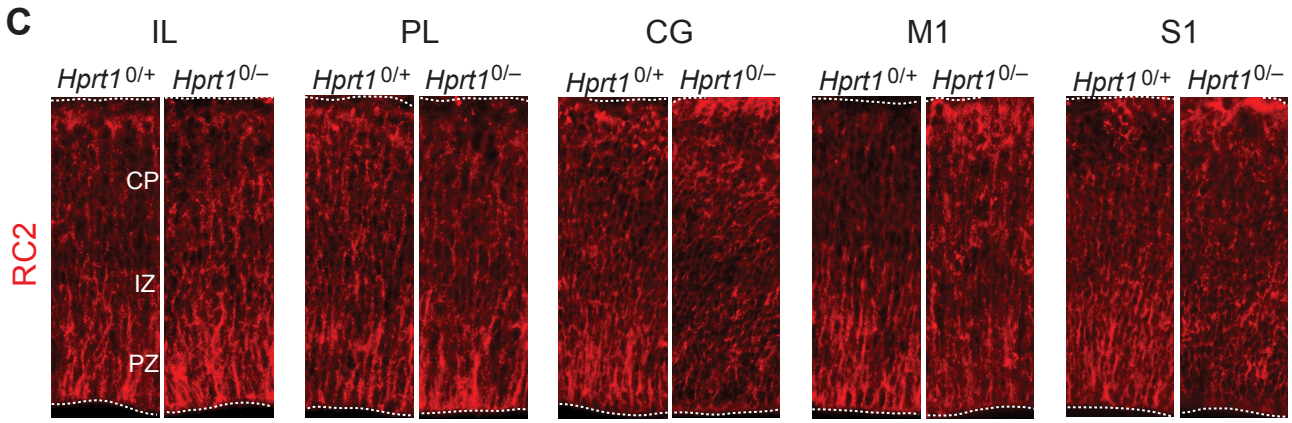
C
IL
PL
CG
M1
S1
Hprt1 0/+
Hprt1 0/–
RC2
CP
IZ
PZ

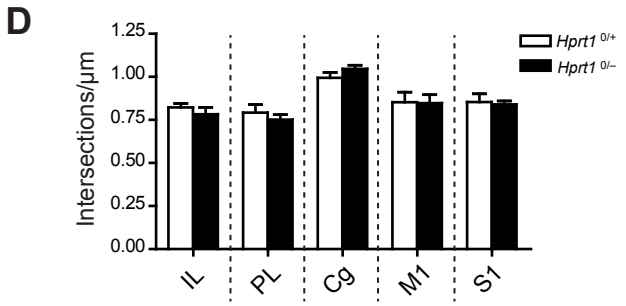
D
Intersections/µm
1.25
1.00
0.75
0.50
0.25
0.00
IL
PL
Cg
M1
S1
Hprt1 0/+
Hprt1 0/–