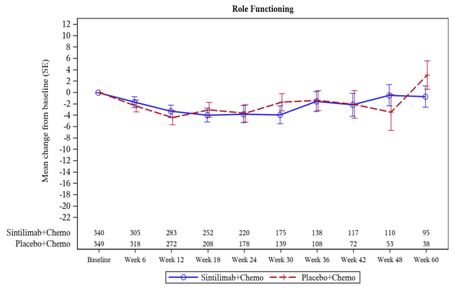
Role Functioning
Mean change from baseline (SE)
12 10 8 6 4 2 0 -2 -4 -6 -8 -10 -12 -14 -16 -18 -20 -22
Sintilimab+Chemo 340 305 283 252 220 175 138 117 110 95
Placebo+Chemo 349 318 272 208 178 139 108 72 53 38
Baseline Week 6 Week 12 Week 18 Week 24 Week 30 Week 36 Week 42 Week 48 Week 60
Sintilimab+Chemo
Placebo+Chemo

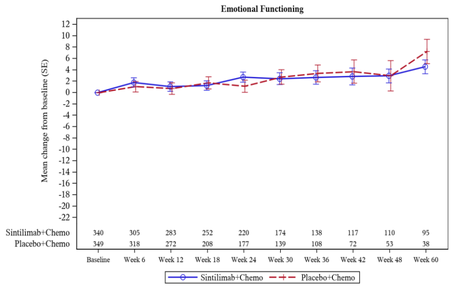
Emotional Functioning
Mean change from baseline (SE)
12 10 8 6 4 2 0 -2 -4 -6 -8 -10 -12 -14 -16 -18 -20 -22
Sintilimab+Chemo 340 305 283 252 220 174 138 117 110 95
Placebo+Chemo 349 318 272 208 177 139 108 72 53 38
Baseline Week 6 Week 12 Week 18 Week 24 Week 30 Week 36 Week 42 Week 48 Week 60
Sintilimab+Chemo
Placebo+Chemo

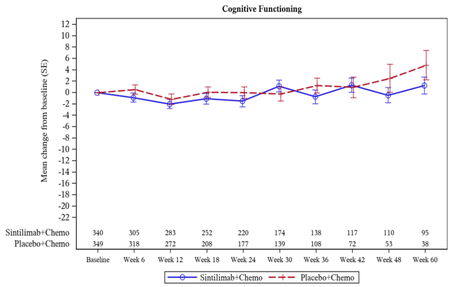
Cognitive Functioning
Mean change from baseline (SE)
12 10 8 6 4 2 0 -2 -4 -6 -8 -10 -12 -14 -16 -18 -20 -22
Sintilimab+Chemo 340 305 283 252 220 174 138 117 110 95
Placebo+Chemo 349 318 272 208 177 139 108 72 53 38
Baseline Week 6 Week 12 Week 18 Week 24 Week 30 Week 36 Week 42 Week 48 Week 60
Sintilimab+Chemo
Placebo+Chemo

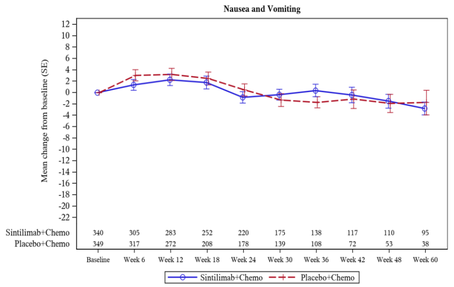
Nausea and Vomiting
Mean change from baseline (SE)
12 10 8 6 4 2 0 -2 -4 -6 -8 -10 -12 -14 -16 -18 -20 -22
Sintilimab+Chemo 340 305 283 252 220 175 138 117 110 95
Placebo+Chemo 349 317 272 208 178 139 108 72 53 38
Baseline Week 6 Week 12 Week 18 Week 24 Week 30 Week 36 Week 42 Week 48 Week 60
Sintilimab+Chemo
Placebo+Chemo

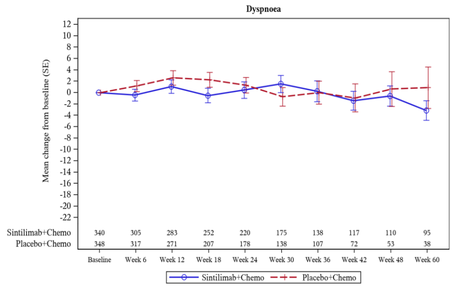
Dyspnoea
Mean change from baseline (SE)
12 10 8 6 4 2 0 -2 -4 -6 -8 -10 -12 -14 -16 -18 -20 -22
Sintilimab+Chemo 340 305 283 252 220 175 138 117 110 95
Placebo+Chemo 348 317 271 207 178 138 107 72 53 38
Baseline Week 6 Week 12 Week 18 Week 24 Week 30 Week 36 Week 42 Week 48 Week 60
Sintilimab+Chemo
Placebo+Chemo

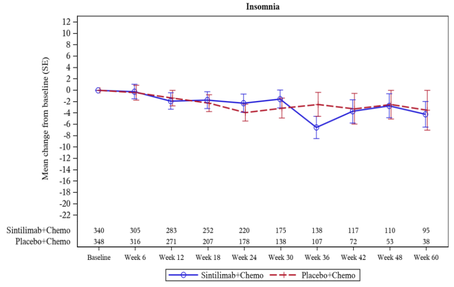
Insomnia
Mean change from baseline (SE)
12 10 8 6 4 2 0 -2 -4 -6 -8 -10 -12 -14 -16 -18 -20 -22
Sintilimab+Chemo 340 305 283 252 220 175 138 117 110 95
Placebo+Chemo 348 316 271 207 178 138 107 72 53 38
Baseline Week 6 Week 12 Week 18 Week 24 Week 30 Week 36 Week 42 Week 48 Week 60
Sintilimab+Chemo
Placebo+Chemo

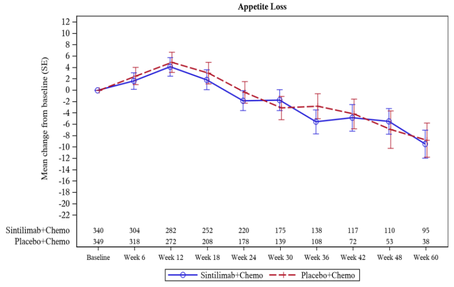
Appetite Loss
Mean change from baseline (SE)
12 10 8 6 4 2 0 -2 -4 -6 -8 -10 -12 -14 -16 -18 -20 -22
Sintilimab+Chemo 340 304 282 252 220 175 138 117 110 95
Placebo+Chemo 349 318 272 208 178 139 108 72 53 38
Baseline Week 6 Week 12 Week 18 Week 24 Week 30 Week 36 Week 42 Week 48 Week 60
Sintilimab+Chemo
Placebo+Chemo

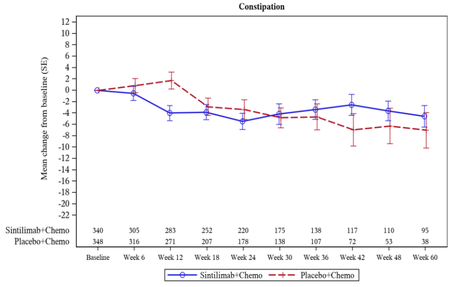
Constipation
Mean change from baseline (SE)
12 10 8 6 4 2 0 -2 -4 -6 -8 -10 -12 -14 -16 -18 -20 -22
Sintilimab+Chemo 340 305 283 252 220 175 138 117 110 95
Placebo+Chemo 348 316 271 207 178 138 107 72 53 38
Baseline Week 6 Week 12 Week 18 Week 24 Week 30 Week 36 Week 42 Week 48 Week 60
Sintilimab+Chemo
Placebo+Chemo

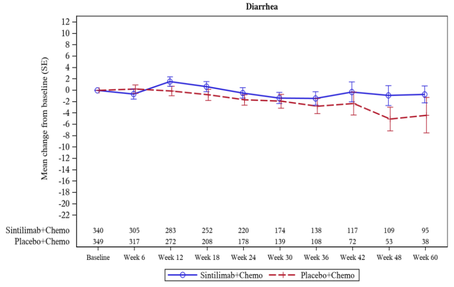
Diarrhea
Mean change from baseline (SE)
12 10 8 6 4 2 0 -2 -4 -6 -8 -10 -12 -14 -16 -18 -20 -22
Sintilimab+Chemo 340 305 283 252 220 174 138 117 109 95
Placebo+Chemo 349 317 272 208 178 139 108 72 53 38
Baseline Week 6 Week 12 Week 18 Week 24 Week 30 Week 36 Week 42 Week 48 Week 60
Sintilimab+Chemo
Placebo+Chemo

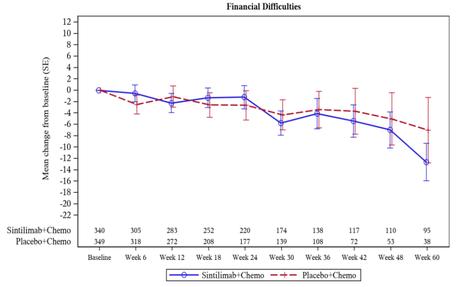
Financial Difficulties
Mean change from baseline (SE)
12 10 8 6 4 2 0 -2 -4 -6 -8 -10 -12 -14 -16 -18 -20 -22
Sintilimab+Chemo 340 305 283 252 220 174 138 117 110 95
Placebo+Chemo 349 318 272 208 177 139 108 72 53 38
Baseline Week 6 Week 12 Week 18 Week 24 Week 30 Week 36 Week 42 Week 48 Week 60
Sintilimab+Chemo
Placebo+Chemo

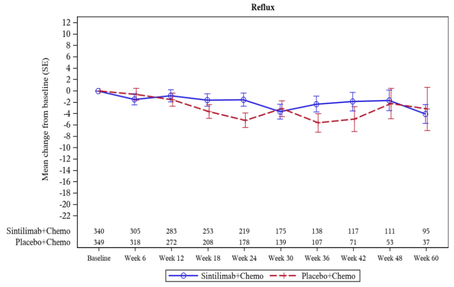
Reflux
Mean change from baseline (SE)
12 10 8 6 4 2 0 -2 -4 -6 -8 -10 -12 -14 -16 -18 -20 -22
Sintilimab+Chemo 340 305 283 253 219 175 138 117 111 95
Placebo+Chemo 349 318 272 208 178 139 107 71 53 37
Baseline Week 6 Week 12 Week 18 Week 24 Week 30 Week 36 Week 42 Week 48 Week 60
Sintilimab+Chemo
Placebo+Chemo

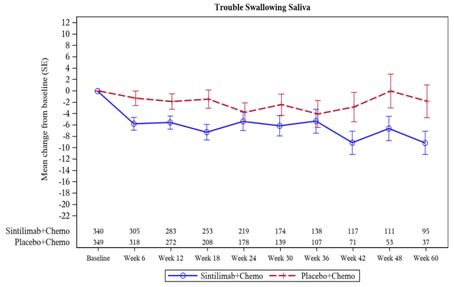
Trouble Swallowing Saliva
Mean change from baseline (SE)
12 10 8 6 4 2 0 -2 -4 -6 -8 -10 -12 -14 -16 -18 -20 -22
Sintilimab+Chemo 340 305 283 253 219 174 138 117 111 95
Placebo+Chemo 349 318 272 208 178 139 107 71 53 37
Baseline Week 6 Week 12 Week 18 Week 24 Week 30 Week 36 Week 42 Week 48 Week 60
Sintilimab+Chemo
Placebo+Chemo

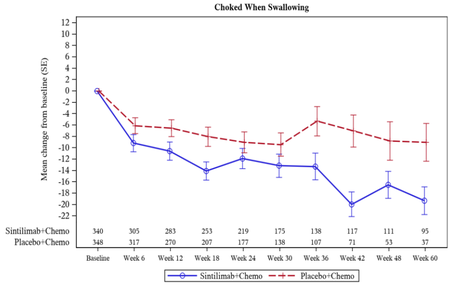
Choked When Swallowing
Mean change from baseline (SE)
12 10 8 6 4 2 0 -2 -4 -6 -8 -10 -12 -14 -16 -18 -20 -22
Sintilimab+Chemo 340 305 283 253 219 175 138 117 111 95
Placebo+Chemo 348 317 270 207 177 138 107 71 53 37
Baseline Week 6 Week 12 Week 18 Week 24 Week 30 Week 36 Week 42 Week 48 Week 60
Sintilimab+Chemo
Placebo+Chemo

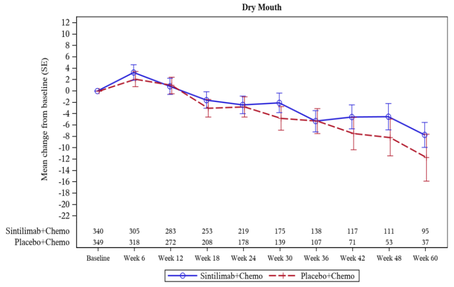
Dry Mouth
Mean change from baseline (SE)
12 10 8 6 4 2 0 -2 -4 -6 -8 -10 -12 -14 -16 -18 -20 -22
Sintilimab+Chemo 340 305 283 253 219 175 138 117 111 95
Placebo+Chemo 349 318 272 208 178 139 107 71 53 37
Baseline Week 6 Week 12 Week 18 Week 24 Week 30 Week 36 Week 42 Week 48 Week 60
Sintilimab+Chemo
Placebo+Chemo

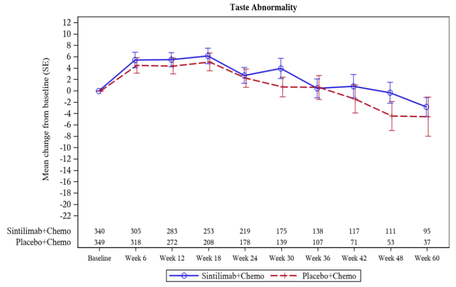
Taste Abnormality
Mean change from baseline (SE)
12 10 8 6 4 2 0 -2 -4 -6 -8 -10 -12 -14 -16 -18 -20 -22
Sintilimab+Chemo 340 305 283 253 219 175 138 117 111 95
Placebo+Chemo 349 318 272 208 178 139 107 71 53 37
Baseline Week 6 Week 12 Week 18 Week 24 Week 30 Week 36 Week 42 Week 48 Week 60
Sintilimab+Chemo
Placebo+Chemo

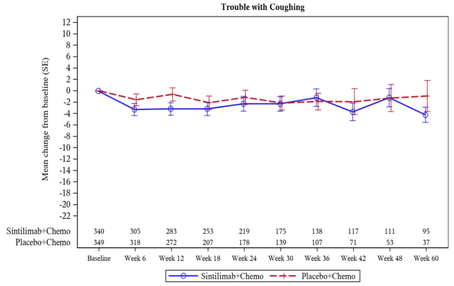
Trouble with Coughing
Mean change from baseline (SE)
12 10 8 6 4 2 0 -2 -4 -6 -8 -10 -12 -14 -16 -18 -20 -22
Sintilimab+Chemo 340 305 283 253 219 175 138 117 111 95
Placebo+Chemo 349 318 272 207 178 139 107 71 53 37
Baseline Week 6 Week 12 Week 18 Week 24 Week 30 Week 36 Week 42 Week 48 Week 60
Sintilimab+Chemo
Placebo+Chemo

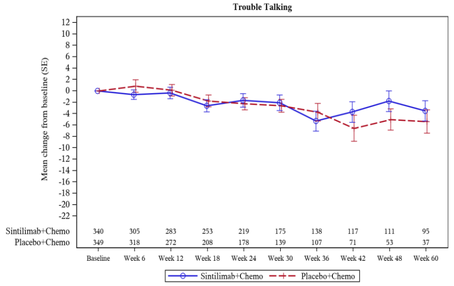
Trouble Talking
Mean change from baseline (SE)
12 10 8 6 4 2 0 -2 -4 -6 -8 -10 -12 -14 -16 -18 -20 -22
Sintilimab+Chemo 340 305 283 253 219 175 138 117 111 95
Placebo+Chemo 349 318 272 208 178 139 107 71 53 37
Baseline Week 6 Week 12 Week 18 Week 24 Week 30 Week 36 Week 42 Week 48 Week 60
Sintilimab+Chemo
Placebo+Chemo