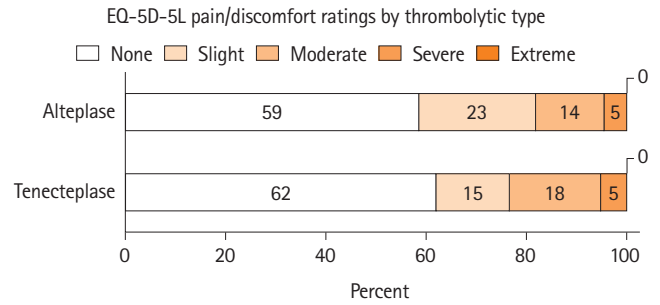
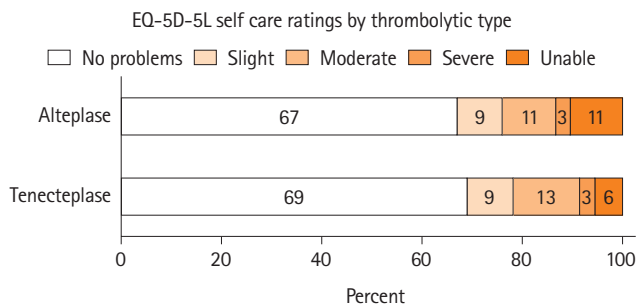


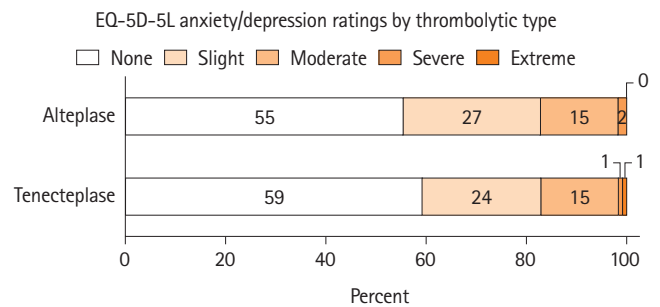
Supplementary Figure 1. Distribution of scores in the EQ-5D-5L mobility domain. EQ-5D-5L, EuroQol Group 5-Dimension Self-Report Questionnaire.



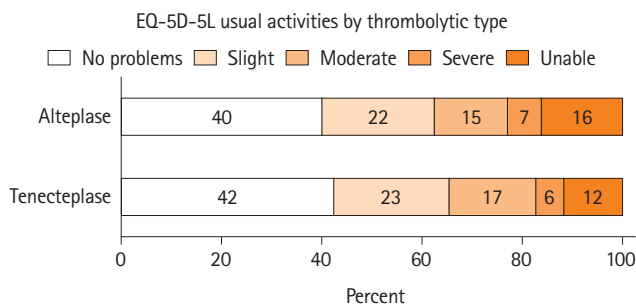
Supplementary Figure 4. Distribution of scores in the EQ-5D-5L pain/discomfort domain. EQ-5D-5L, EuroQol Group 5-Dimension Self-Report Questionnaire.



Supplementary Figure 2. Distribution of scores in the EQ-5D-5L self-care domain. EQ-5D-5L, EuroQol Group 5-Dimension Self-Report Questionnaire.



Supplementary Figure 5. Distribution of scores in the EQ-5D-5L anxiety/depression domain. EQ-5D-5L, EuroQol Group 5-Dimension Self-Report Questionnaire.



Supplementary Figure 3. Distribution of scores in the EQ-5D-5L usual activities domain. EQ-5D-5L, EuroQol Group 5-Dimension Self-Report Questionnaire.