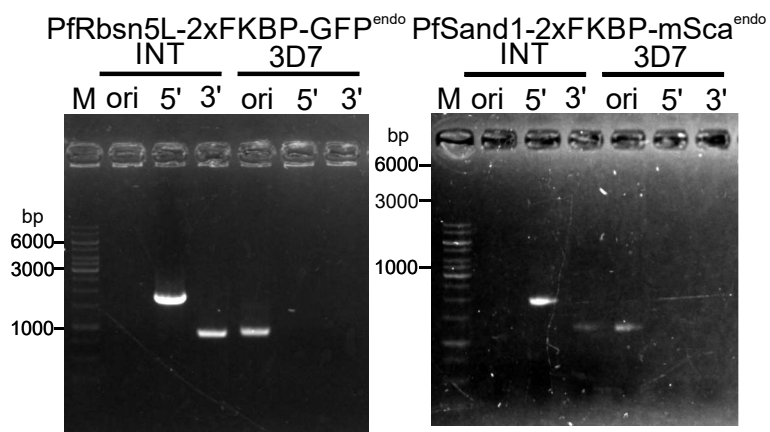
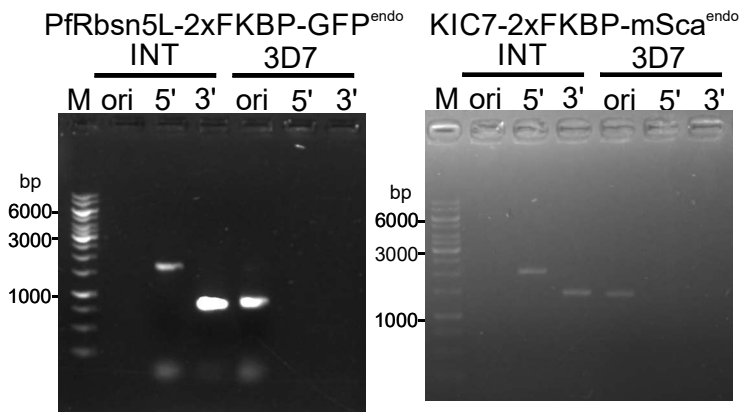
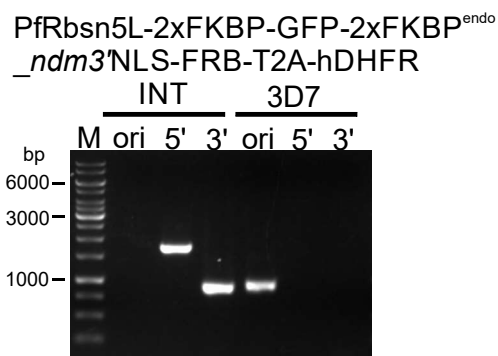
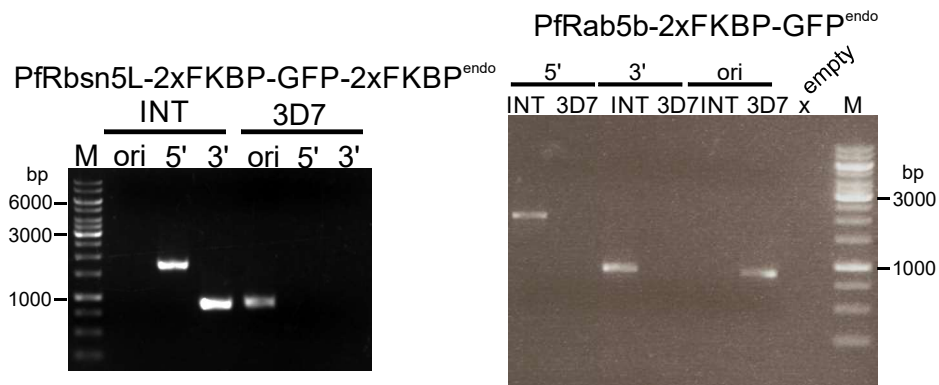



# Agarose gels shown in S2A Fig



# Figs 5D and S7 (experiment 1 in Fig 5D, experiment 1 - 3 in S7 Fig)

CoIP with PfRbsn5-2x2FKBP-GFP-2x2FKBP<sup>endo</sup> + PfVPS45-mCh<sup>epi</sup> parasites



# Figs 5E and S8 (experiment 2 in Fig. 5E, experiment 1 - 3 in S8 Fig)

ColP with PfRbsn5-2xFKBP-GFP-2xFKBP<sup>endo</sup> + PfRab5b-mCh<sup>epi</sup> parasites

