

# High annualized bleeding rates in pediatric patients with inherited platelet function disorders

## Authors

---

Shelly Saini,<sup>1</sup> Song Zhang,<sup>2</sup> Sean Yates,<sup>3</sup> Jessica Garcia,<sup>1,4</sup> Ruchika Sharma,<sup>1,4</sup> Joseph Formella,<sup>1</sup> Ravindra Sarode<sup>3</sup> and Ayesha Zia<sup>1,4</sup>

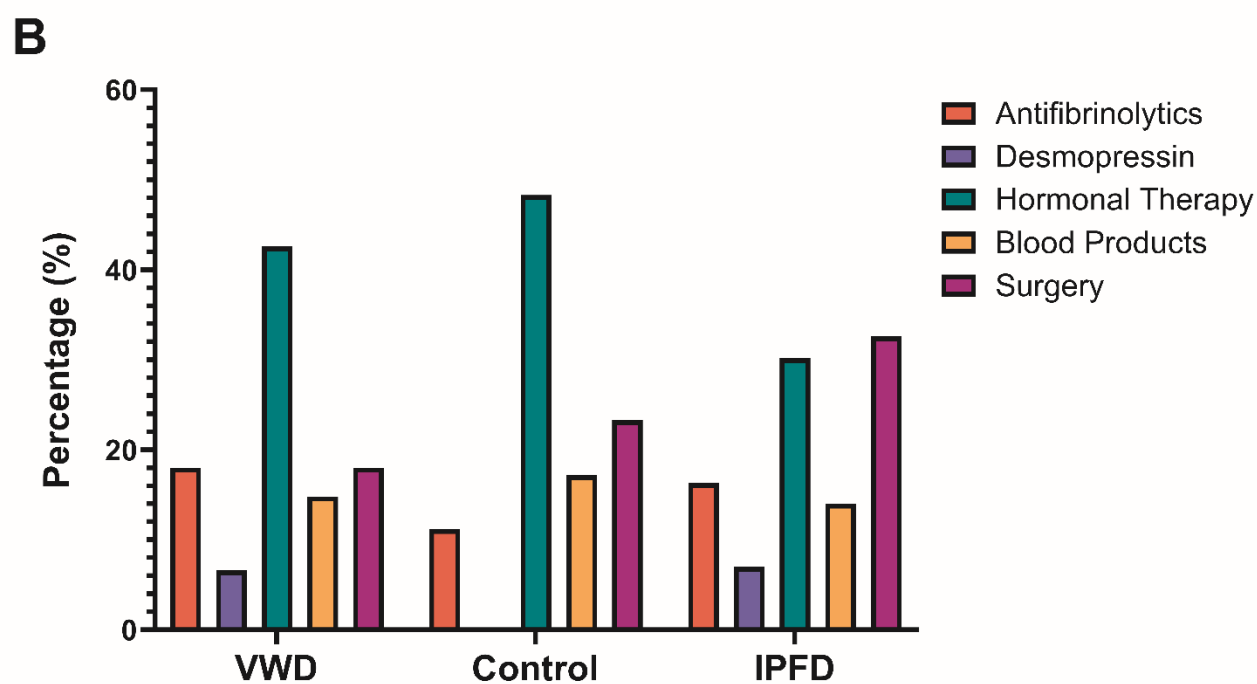
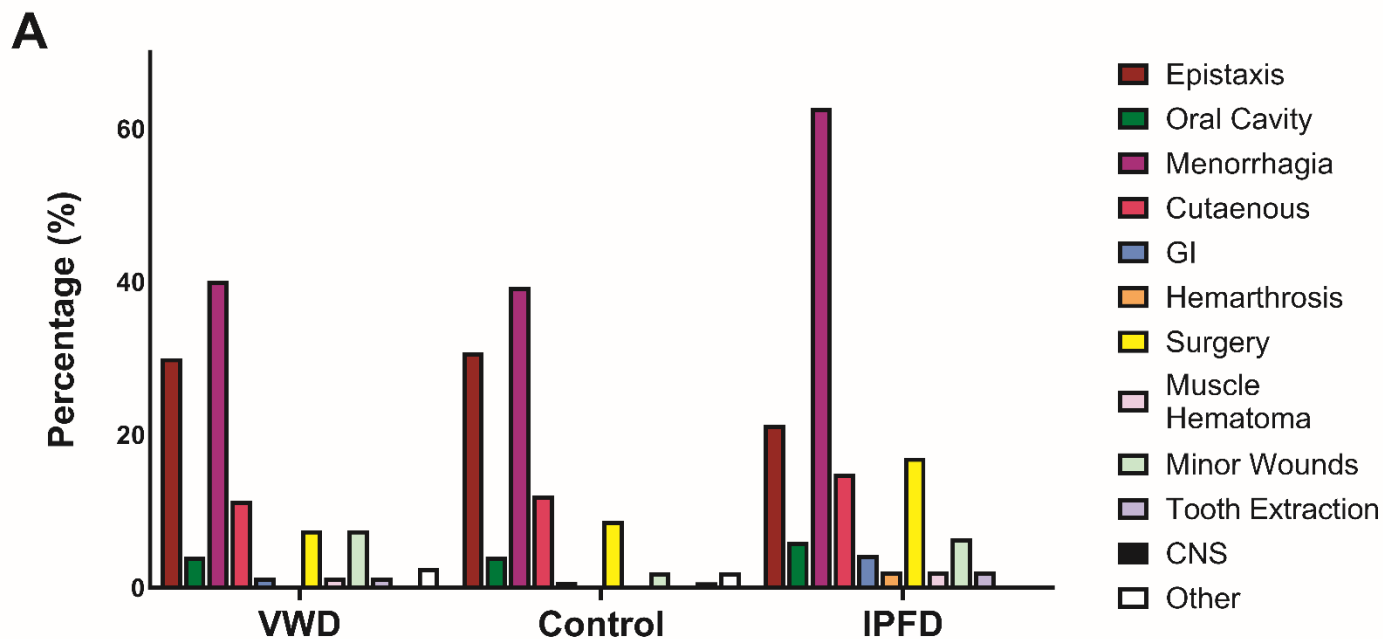
<sup>1</sup>Department of Pediatrics; <sup>2</sup>O'Donnell School of Public Health;

<sup>3</sup>Department of Pathology and <sup>4</sup>Division of Hematology/Oncology, The University of Texas Southwestern Medical Center, Dallas, TX, USA

Correspondence:

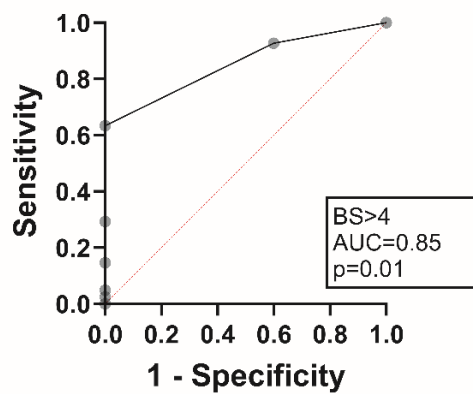
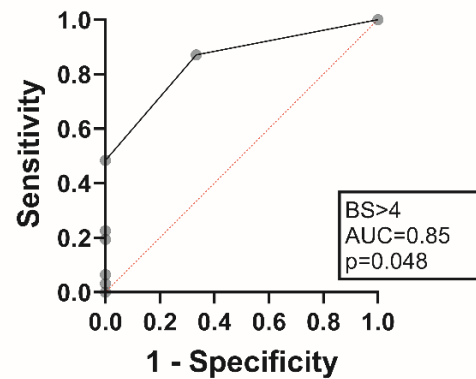
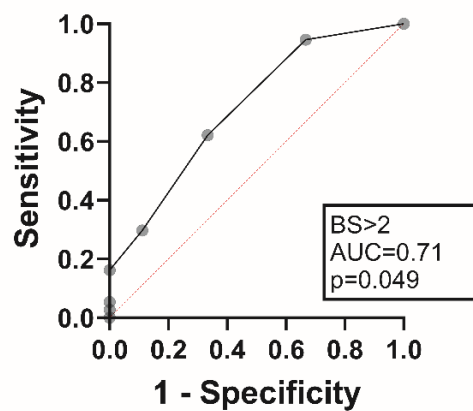
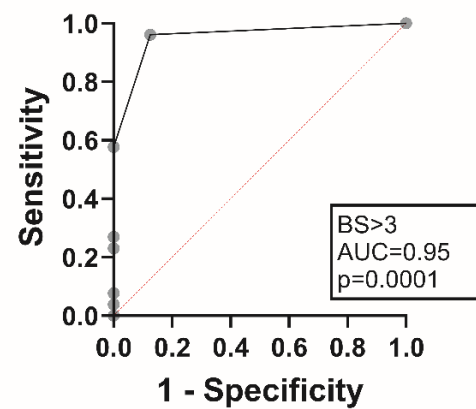
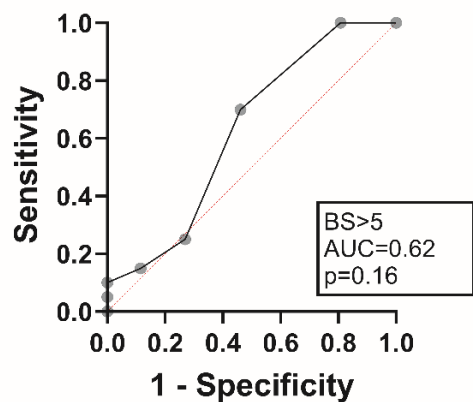
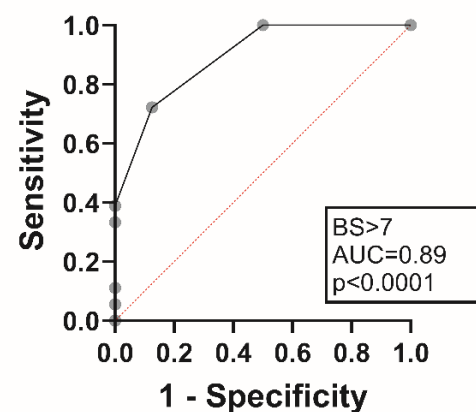
A. ZIA - [Ayesha.zia@utsouthwestern.edu](mailto:Ayesha.zia@utsouthwestern.edu)

<https://doi.org/10.3324/haematol.2024.284996>



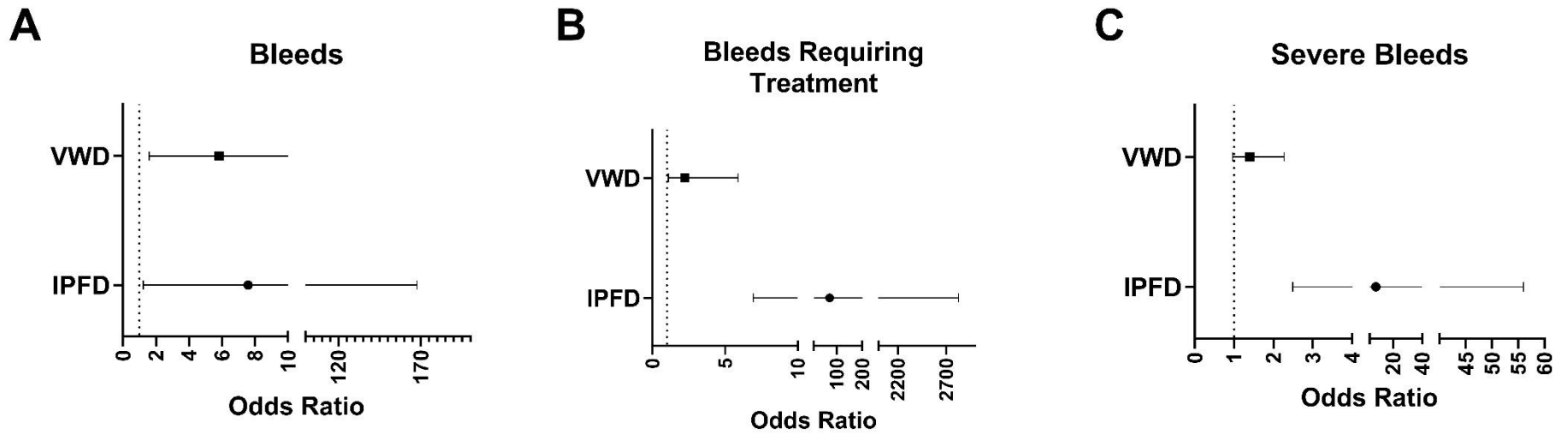
**Supplemental Figure 1. Frequency of different types of (A) hemorrhagic events and (B) treatments within each study group.** Controls had a bleeding phenotype but no identifiable bleeding disorder on comprehensive laboratory evaluation.

**Abbreviations:** VWD, von Willebrand Disease; IPFD, inherited platelet function disorder; GI, gastroenterological; CNS, central nervous system

**A****Bleeding Events - VWD****Bleeding Events - IPFD****B****Treatment - VWD****Treatment - IPFD****C****Severe Bleeds - VWD****Severe Bleeds - IPFD**

**Supplemental Figure 2. ROC curves for prediction of bleeding outcomes.** ROC curves for the prediction of (A) bleeding events, (B) bleeds requiring treatment, and (C) severe bleeding events in IPFD and VWD subjects with a bleeding score (BS) above the indicated threshold.

**Abbreviations:** VWD, von Willebrand Disease; IPFD, inherited platelet function disorder; AUC, area under the curve



**Supplemental Figure 3. Odds ratio for likelihood of suffering bleeding outcomes.** Likelihood to suffer (A) clinically significant bleeding events, (B) bleeds requiring treatment, and (C) severe bleeds (odds ratio and 95% confidence interval) for subjects with a bleeding score above the identified cutoff.

**Abbreviations:** VWD, von Willebrand Disease; IPFD, inherited platelet function disorder