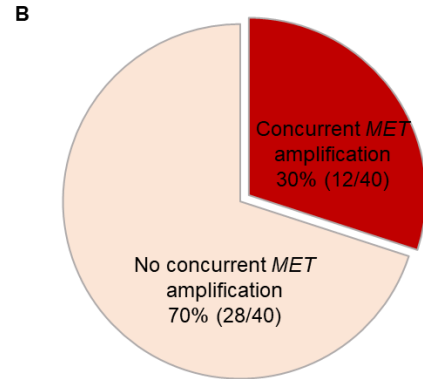
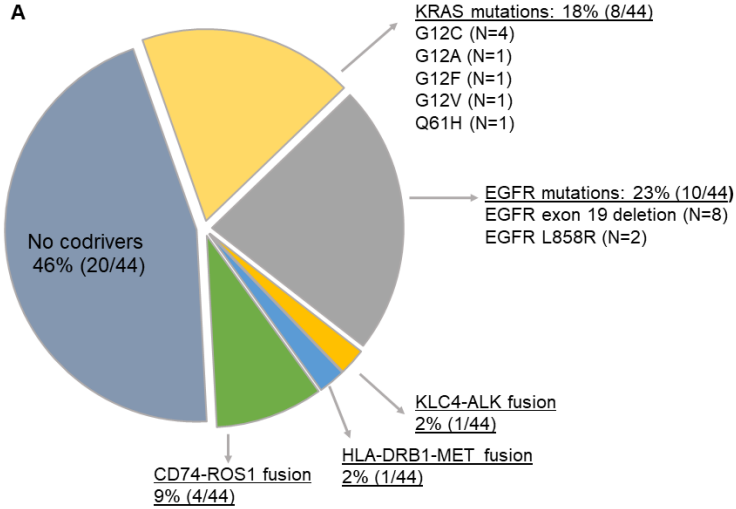
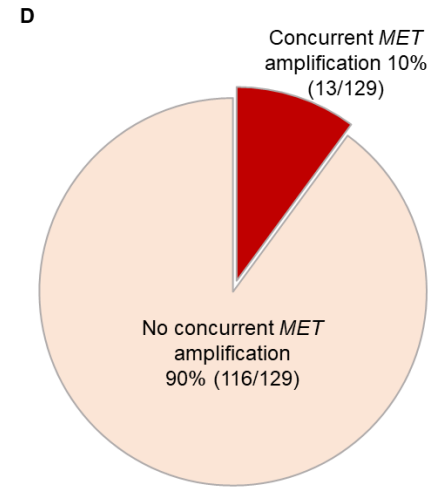
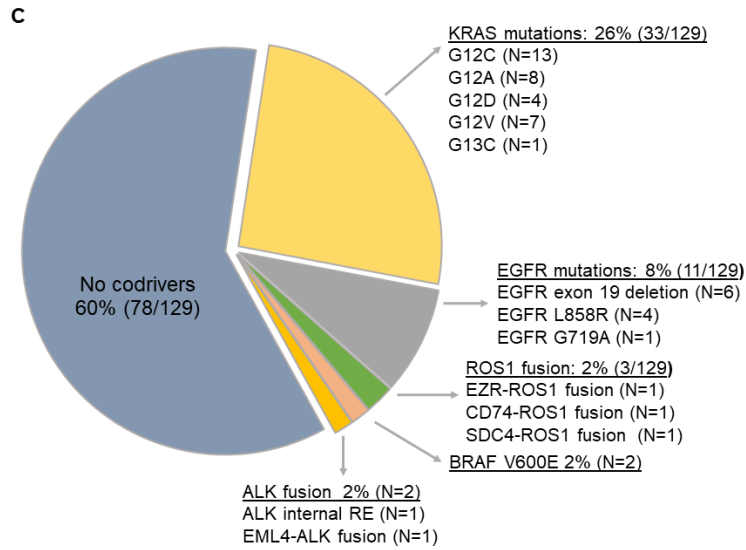


Supplementary Figure 7

Cohort #1



Cohort #2



Supplementary Figure 7. Genomic characterization of NSCLC harboring oncogenic / likely oncogenic *MET* TKD mutations in cohort #1 and #2.

Genomic characteristics of 44 NSCLC cases harboring oncogenic / likely oncogenic *MET* TKD mutations from cohort #1: **(A)** concurrent driver alterations and **(B)** concurrent *MET* amplification status (information unavailable for 4 cases). Genomic characteristics of 129 NSCLC cases harboring oncogenic / likely oncogenic *MET* TKD mutations from cohort #2: **(C)** concurrent driver alterations and **(D)** concurrent *MET* amplification status. * *ALK* internal rearrangement (RE): *ALK* internal inversions, as well as internal deletions.