



















































































Risk of Bias assessment for the included studies

Legend

	Response rate	Adjustment	Sample size
	≥ 50%	adjusted for at least one variable (e.g. age, gender, etc.)	≥ 500
	unclear / not provided / unspecified	unclear / not provided / unspecified	unclear / not provided / unspecified
	< 50 %	not adjusted	< 500

Study	Response rate	Adjustment	Sample size
(Aarts et al., 2012)			
(Aarts et al., 2010)			
(Aggio et al., 2017)			
(Aguilar-Farias et al., 2019)			
(Al Yazeedi et al., 2021)			
(Alotaibi et al., 2020)			
(Atkin et al., 2016)			
(Bagordo et al., 2017)			
(Barr-Anderson et al., 2017)			
(Beckvid Henriksson et al., 2016)			
(Brug et al., 2012)			
(Butte et al., 2014)			
(Cadogan et al., 2014)			
(Cárdenas-Fuentes et al., 2021)			
(Cvetković et al., 2014)			
(da Silva et al., 2014)			
(de Moraes Ferrari et al., 2016)			
(Deng & Fredriksen, 2018)			
(Ding et al., 2020)			
(Dmitruk et al., 2015)			
(Drenowatz et al., 2010) (Study 1)			
(Drenowatz et al., 2010) (Study 2)			
(Duncan et al., 2012)			
(Engel-Yeger, 2012)			
(Fakhouri et al., 2013)			
(Fernández-Alvira et al., 2015)			
(Gomes et al., 2017)			
(Harbec et al., 2021)			
(Herzig et al., 2012)			
(Huang et al., 2010)			
(Huang et al., 2013)			
(Janssen et al., 2014)			
(Jerina et al., 2018)			
(Jiménez-Pavón et al., 2012)			
(Kawalec & Pawlas, 2021)			
(Knuth et al., 2017)			
(Kobel et al., 2015)			
(Lämmle et al., 2012)			
(Lampinen et al., 2017)			

(Larouche et al., 2019)	●	●	●
(Larouche et al., 2019)	●	●	●
(Lepeleere et al., 2015)	●	●	●
(Lewis et al., 2016)	●	●	●
(Love et al., 2019)	●	●	●
(Manyanga et al., 2019)	●	●	●
(Manz et al., 2016) [110]	●	●	●
(Matsudo et al., 2016)	●	●	●
(McCormack et al., 2011)	●	●	●
(McMinn et al., 2013)	●	●	●
(McMinn et al., 2011)	●	●	●
(Moraeus et al., 2012)	●	●	●
(Moraeus et al., 2015) (f)	●	●	●
(Musić Milanović et al., 2021)	●	●	●
(Muthuri et al., 2016)	●	●	●
(Muthuri et al., 2014)	●	●	●
(Nakabazzi et al., 2020)	●	●	●
(Noonan & Fairclough, 2018)	●	●	●
(Nyberg et al., 2020)	●	●	●
(Paduano et al., 2021)	●	●	●
(Pate et al., 2022)	●	●	●
(Pouliou et al., 2015)	●	●	●
(Rosell et al., 2021)	●	●	●
(Sanmarchi et al., 2022)	●	●	●
(Schmidt et al., 2022)	●	●	●
(Smith et al., 2015)	●	●	●
(Tandon et al., 2014)	●	●	●
(Tandon et al., 2012)	●	●	●
(Tercedor et al., 2019)	●	●	●
(To et al., 2020)	●	●	●
(van Stralen et al., 2014)	●	●	●
(Vandendriessche et al., 2012)	●	●	●
(Vandermeerschen et al., 2015)	●	●	●
(Veitch et al., 2010)	●	●	●
(White & McTeer, 2012)	●	●	●
(Wijtzes et al., 2014)	●	●	●
(Wilk et al., 2018)	●	●	●
(Wilkie et al., 2018)	●	●	●