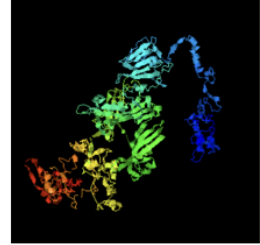
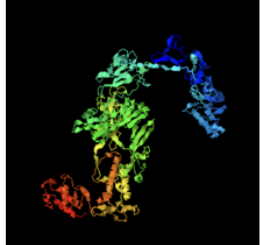
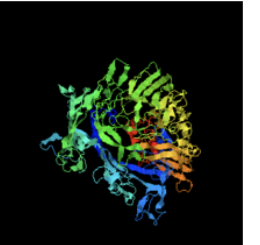
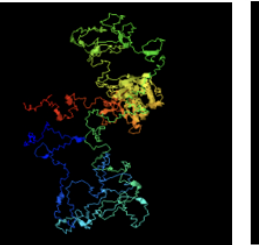
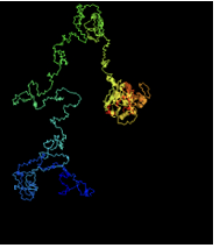


**Table S4.** 3-Dimensional structure prediction of vaccine construct

Model 1	Model 2	Model 3	Model 4	Model 5
				
C-score: -0.96	C-score: -2.03	C-score: -1.87	C-score: -4.87	C-score: -5