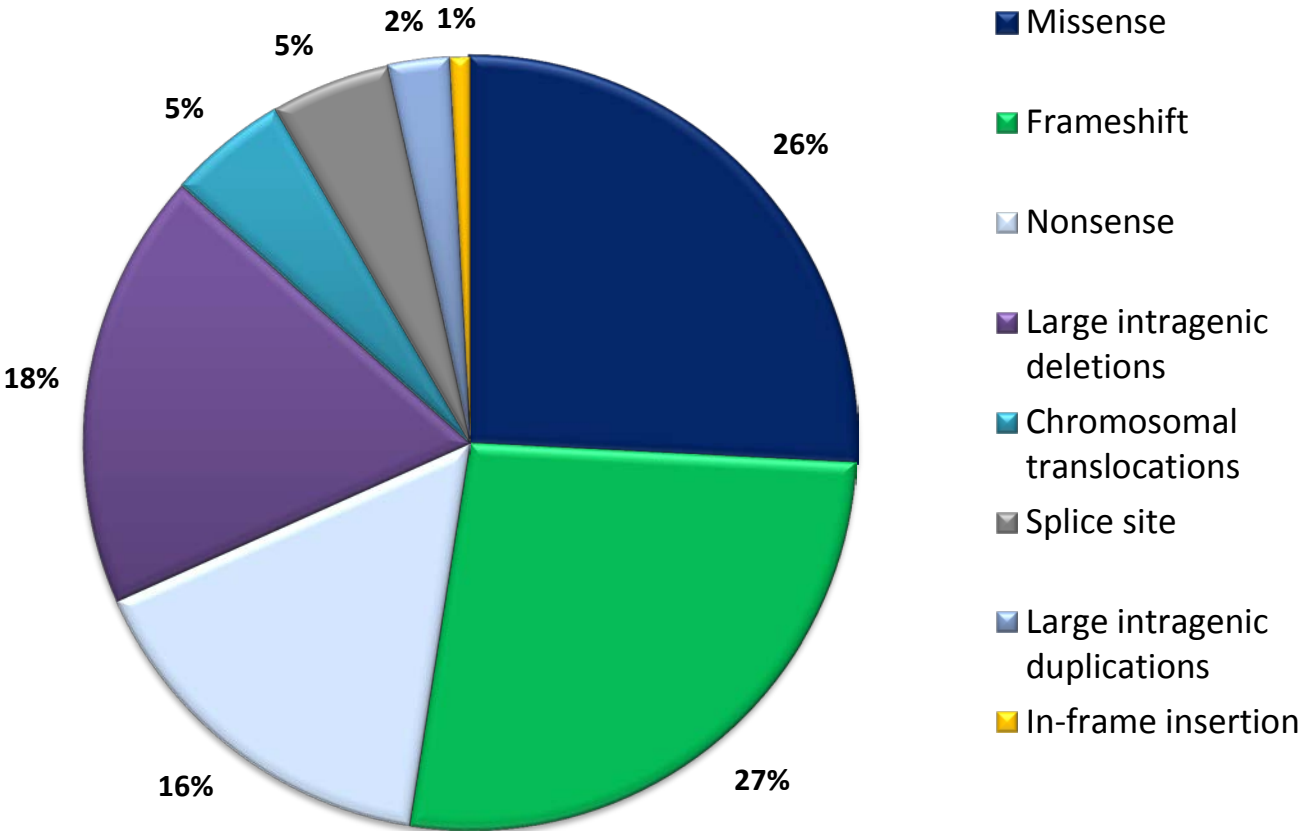
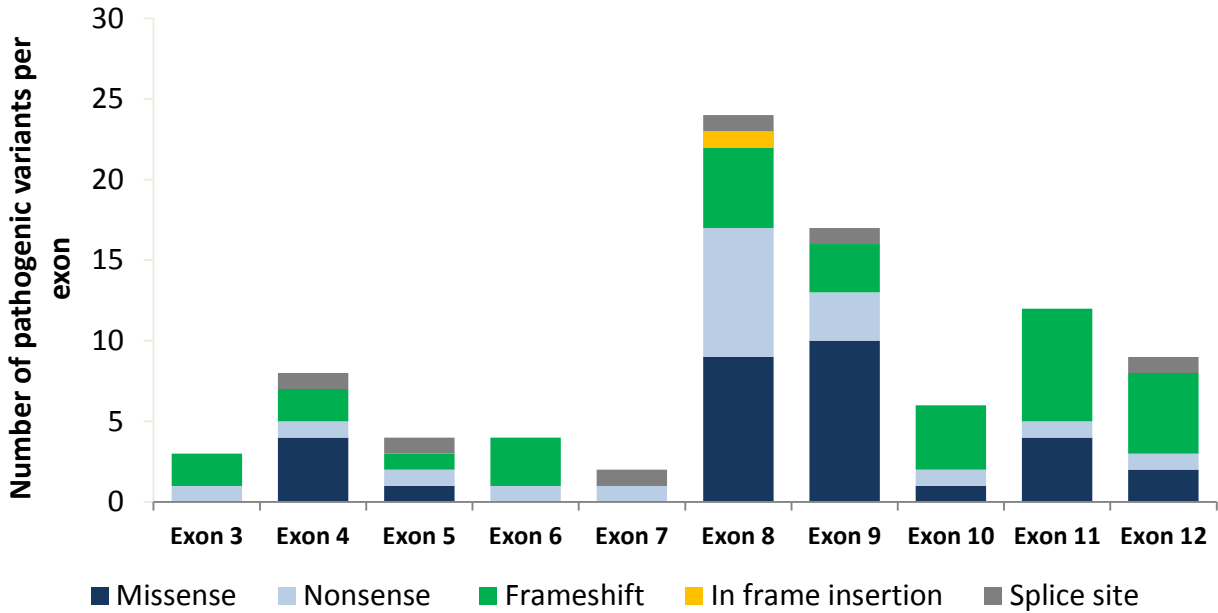


Supplementary Figure S1. Distribution of the 118 unique *SATB2* pathogenic variants

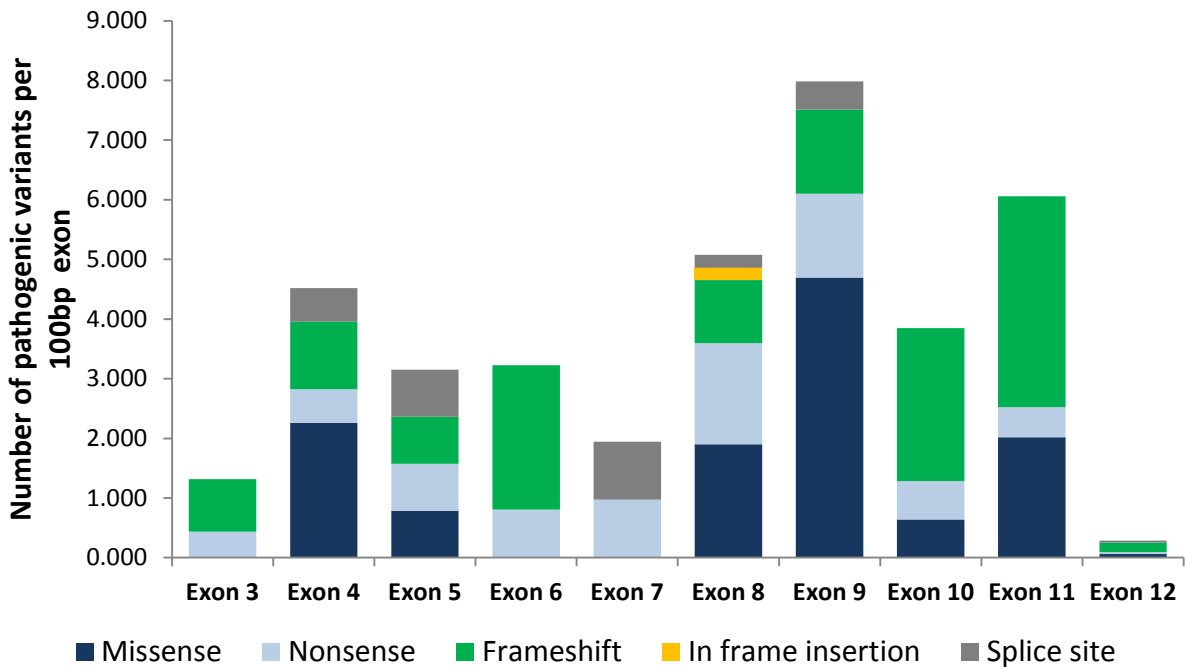


Supplementary Figure S2. A) Frequency distribution of 89 *SATB2* point pathogenic variants per exon. B) Frequency of *SATB2* point pathogenic variants normalized to the length of each exon per 100bp

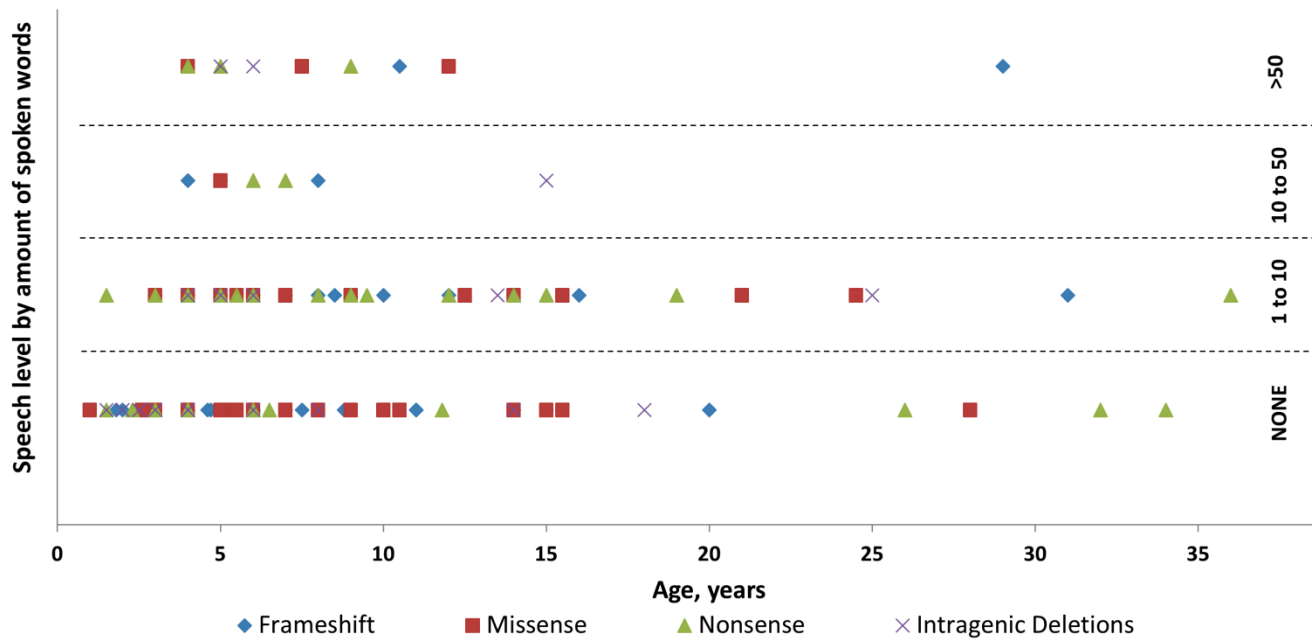
A.



B.



Supplementary Figure S3. Severity of speech delay as determined by current number of spoken words according to molecular mechanisms and age at assessment.



Supplementary Table S1. *In silico* predictions supporting evidence of pathogenicity for 11 novel missense variants reported in 12 individuals included in this manuscript. Variants were determined to be *de novo* in all 12 cases. Numbering is according to the cDNA (NM_015265.3).

| Record ID | coding | protein | Number of individuals with missense variants at position | Genomic | Frequency (gnomAD) | SIFT (score) | Polyphen 2 (score) | PROVEAN (score) | CADD score | Mutation taster (p-value) | GERP | Variant interpretation |
|-----------|-----------|-------------|--|-------------------|--------------------|---------------------|---------------------------|---------------------|------------|---------------------------|---------------|------------------------|
| SATB2-136 | c.257T>G | p.Leu86Arg | 1 | chr2:200298150A>C | 0 | Deleterious (0.011) | Probably damaging (0.983) | Deleterious (-4.96) | 29.6 | Disease causing (1) | Conserved | Likely pathogenic |
| SATB2-68 | c.760C>T | p.His254Tyr | 1 | chr2:200213837G>A | 0 | Deleterious (0.001) | Probably damaging (1) | Deleterious (-2.63) | 23.1 | Disease causing (1) | Conserved | Likely pathogenic |
| SATB2-133 | c.1102G>T | p.Val368Phe | 1 | chr2:200213495C>A | 0 | Deleterious (0) | Probably damaging (1) | Deleterious (-2.69) | 29.2 | Disease causing (1) | Conserved | Likely pathogenic |
| SATB2-131 | c.1136A>C | p.Gln379Pro | 1 | chr2:200213461T>G | 0 | Deleterious (0.002) | Probably damaging (1) | Deleterious (-2.74) | 26.3 | Disease causing (1) | Conserved | Likely pathogenic |
| SATB2-112 | c.1175G>A | p.Gly392Glu | 2 | chr2:200193632C>T | 0 | Deleterious (0.003) | Probably damaging (1) | Deleterious (-4.64) | 28.5 | Disease causing (1) | Conserved | Likely pathogenic |
| SATB2-129 | c.1196G>T | p.Arg399Leu | 7 | chr2:200193611C>A | 0 | Deleterious (0) | Probably damaging (1) | Deleterious (-3.21) | 34.0 | Disease causing (1) | Conserved | Likely pathogenic |
| SATB2-96 | c.1253T>G | p.Met418Arg | 1 | chr2:200193554A>C | 0 | Deleterious (0) | Probably damaging (0.998) | Deleterious (-3.14) | 27.0 | Disease causing (1) | Conserved | Likely pathogenic |
| SATB2-111 | c.1541A>G | p.Gln514Arg | 1 | chr2:200188527T>C | 0 | Deleterious (0) | Probably damaging (0.998) | Tolerable (-2.02) | 25.0 | Disease causing (1) | Conserved | Likely pathogenic |
| SATB2-109 | c.1554T>G | p.Cys518Trp | 1 | chr2:200173669A>C | 0 | Deleterious (0) | Probably damaging (1) | Deleterious (-5.98) | 24.7 | Disease causing (1) | Non Conserved | Likely pathogenic |
| SATB2-101 | c.1564C>T | p.Arg522Cys | 1 | chr2:200173659G>A | 0 | Deleterious (0) | Probably damaging (1) | Deleterious (-4.19) | 35.0 | Disease causing (1) | Conserved | Likely pathogenic |
| SATB2-116 | c.1903G>T | p.Asp635Tyr | 1 | chr2:200137233C>A | 0 | Deleterious (0) | Probably damaging (1) | Deleterious (-5.03) | 29.3 | Disease causing (1) | Conserved | Likely pathogenic |

gnomAD browser (v2.1.1): <https://gnomad.broadinstitute.org/gene/ENSG00000119042>

SIFT (v6.2.1): <https://sift.bii.a-star.edu.sg/>. SIFT score ranges from 0.0 (deleterious) to 1.0 (tolerated) with scores from 0.0 to 0.05 considered deleterious.

Polyphen2 (v2.2): <http://genetics.bwh.harvard.edu/pph2/>. A prediction of probably damaging means that the query substitution is predicted to be damaging with high confidence

PROVEAN (v1.1.3): <http://provean.jcvi.org/index.php>. Score threshold is set at -2.5 for binary classification (i.e. deleterious vs neutral)

CADD: <https://cadd.gs.washington.edu/>. A scaled CADD score of 20 means that a variant is amongst the top 1% of deleterious variants in the human genome and of 30 means that the variant is in the top 0.1%

Mutation taster: <http://www.mutationtaster.org/>. The probability value is the probability of the prediction, a value close to 1 indicates a high 'security' of the prediction

GERP: <http://mendel.stanford.edu/SidowLab/downloads/gerp/index.html>. GERP++ is a position-specific estimate of evolutionary constraint using maximum likelihood evolutionary rate estimation compared to 35 other mammalian species

Supplementary Table S2. Detailed clinical information from 158 individuals with *SATB2*-associated syndrome previously reported and from this report

| | Record ID | Age (years) | Gender | coding/exonic abnormality | Origin | Developmental delay/Intellectual disability | Cleft palate | Low Bone mineral density | Abnormal Neuroimaging | Age at walking (months) | Age at first word (months) | Current speech (# of words) | Dental issues | Clinical seizures | Growth Retardation past or present | Feeding difficulties during infancy | Reference |
|------------|-----------|-------------|--------|---------------------------|---------|---|--------------|--------------------------|-----------------------|-------------------------|----------------------------|-----------------------------|---------------|-------------------|------------------------------------|-------------------------------------|---|
| Frameshift | SATB2-130 | 4 | Female | c.9_16delGCGGAGCG | de novo | Yes | Yes | N/A | No | 20 | 9 | 10 to 50 | Yes | No | No | Yes | This study |
| | SATB2-88 | 29 | Female | c.19dupA | de novo | Yes | Yes | N/A | No | 12 | N/A | Greater than 50 | Yes | No | No | Yes | This study |
| | SATB2-142 | 8 | Male | c.245_263del | de novo | Yes | No | N/A | Yes | 15 | 36 | 10 to 50 | Yes | No | No | Yes | This study |
| | SATB2-90 | 5 | Male | c.334delG | de novo | Yes | Yes | N/A | No | 25 | 20 | 1 to 10 | Yes | No | Yes | Yes | This study |
| | SATB2-05 | 5 | Female | c.400delG | de novo | Yes | No | N/A | No | 22 | 42 | 1 to 10 | Yes | No | No | Yes | Zarate et al., 2018a |
| | SATB2-28 | 11 | Male | c.482delA | de novo | Yes | Yes | N/A | Yes | 20 | N/A | None | Yes | No | No | Yes | Zarate et al., 2018a |
| | SATB2-16 | 6 | Male | c.583dupT | de novo | Yes | Yes | Yes | N/A | 35 | N/A | None | Yes | No | Yes | Yes | Zarate et al., 2018a; Bengani et al. |
| | SATB2-73 | 4.6 | Male | c.594_595delCC | de novo | Yes | Yes | N/A | N/A | 21 | N/A | None | Yes | No | No | N/A | Bengani et al. |
| | SATB2-65 | 12 | Female | c.808_809delCA | de novo | Yes | Yes | No | N/A | 15 | 36 | 1 to 10 | Yes | No | No | Yes | Zarate et al., 2018a; Scott et al. |
| | SATB2-10 | 14 | Male | c.816delT | de novo | Yes | No | Yes | Yes | 22 | 13 | None | Yes | No | No | Yes | Zarate et al., 2018a |
| | SATB2-123 | 3 | Male | c.832delC | unknown | Yes | Yes | N/A | N/A | 19 | 24 | 1 to 10 | Yes | No | No | Yes | This study |
| | SATB2-46 | 10 | Female | c.1131_1132delGT | unknown | Yes | No | Yes | No | 16 | 24 | 1 to 10 | Yes | Yes | No | No | Zarate et al., 2018a |
| | SATB2-119 | 4 | Female | c.1132_1133insAC | de novo | Yes | No | N/A | N/A | 18 | 36 | 1 to 10 | Yes | No | No | Yes | This study |
| | SATB2-98 | 8.5 | Female | c.1196delG | de novo | Yes | No | N/A | N/A | 24 | 48 | 1 to 10 | Yes | Yes | No | Yes | This study |
| | 279803 | 7 | Male | c.1203dupA | de novo | Yes | No | N/A | No | 24 | N/A | 1 to 10 | Yes | Yes | No | N/A | Bengani et al. |
| | SATB2-48 | 2 | Male | c.1311_1314dupGAG | unknown | Yes | No | N/A | No | 30 | N/A | None | Yes | No | No | Yes | Zarate et al., 2018a |
| | Patient 3 | 16 | Male | c.1478_1479delAG | de novo | Yes | Yes | N/A | N/A | N/A | N/A | 1 to 10 | Yes | N/A | N/A | N/A | Kikuri et al. |
| | SATB2-135 | 5 | Male | c.1498delG Mosaic | de novo | Yes | No | N/A | N/A | 17 | 16 | 10 to 50 | Yes | No | No | Yes | This Study |

| | | | | | | | | | | | | | | | | | | |
|-----------------|-----------|------|--------|---------------------------|---------|-----|-----|-----|-----|-----|-----|-----------------|-----|-----|-----|-----|---|----------------|
| | SATB2-103 | 10.5 | Female | c.1511_1512insCA AGCCT | de novo | Yes | Yes | N/A | Yes | 17 | 24 | Greater than 50 | Yes | No | No | Yes | This study Zarate et al., 2018a; Scott et al. | |
| | SATB2-79 | 20 | Male | c.1515delT | de novo | Yes | No | No | Yes | 30 | N/A | None | Yes | No | Yes | Yes | | |
| | 262560 | 8.8 | Female | c.1574delA | de novo | Yes | No | N/A | N/A | 17 | N/A | None | Yes | No | No | N/A | Bengani et al. | |
| | SATB2-75 | 6 | Female | c.1592dupA | unknown | Yes | Yes | Yes | No | 27 | 28 | 1 to 10 | Yes | Yes | No | Yes | Zarate et al., 2018a | |
| | #28 | 9 | Male | c.1627delC | de novo | Yes | N/A | N/A | N/A | N/A | N/A | N/A | N/A | N/A | N/A | N/A | Cherot et al. | |
| | SATB2-120 | 11 | Male | c.1639_1642delins TTT | de novo | Yes | Yes | Yes | Yes | 24 | N/A | None | Yes | No | No | Yes | This study | |
| | 265038 | 4.7 | Male | c.1645delC | de novo | Yes | Yes | N/A | N/A | 30 | N/A | None | No | No | No | N/A | Bengani et al. | |
| | SATB2-81 | 7.5 | Male | c.1657delG | unknown | Yes | Yes | N/A | Yes | 28 | N/A | None | Yes | No | No | Yes | This study | |
| | SATB2-07 | 7 | Male | c.1728delT | unknown | Yes | No | N/A | Yes | 26 | 14 | None | Yes | No | No | Yes | Zarate et al., 2018a | |
| | SATB2-03 | 8 | Male | c.1945dupT | de novo | Yes | Yes | N/A | Yes | 48 | N/A | 1 to 10 | Yes | No | No | Yes | Zarate et al., 2018a | |
| | SATB2-43 | 1.8 | Male | c.1972_1973delAC | de novo | Yes | Yes | N/A | No | N/A | N/A | None | Yes | No | No | Yes | Zarate et al., 2018a | |
| | SATB2-67 | 31 | Male | c.2005dupC | de novo | Yes | Yes | Yes | N/A | 36 | 42 | 1 to 10 | Yes | No | No | Yes | Zarate et al., 2018a | |
| | N/A | 15 | Male | c.2018dupA | de novo | Yes | Yes | Yes | Yes | 18 | N/A | None | N/A | No | Yes | Yes | Boone et al. | |
| | SATB2-26 | 4 | Male | c.2028delG | de novo | Yes | No | N/A | Yes | 30 | 19 | None | Yes | No | Yes | Yes | Zarate et al., 2018a | |
| Missense | SATB2-57 | 3 | Female | c.185T>A | de novo | Yes | No | N/A | N/A | 19 | 24 | 1 to 10 | Yes | No | No | No | Zarate et al., 2018a | |
| | SATB2-136 | 4 | Male | c.257T>G | unknown | Yes | No | N/A | No | 13 | 10 | Greater than 50 | Yes | No | No | Yes | This Study | |
| | SATB2-51 | 12 | Female | c.287T>G | de novo | Yes | No | N/A | No | 19 | 14 | Greater than 50 | Yes | No | No | No | Zarate et al., 2018a | |
| | SATB2-01 | 3 | Female | c.346G>C | de novo | Yes | No | N/A | Yes | 21 | 16 | 1 to 10 | Yes | No | Yes | Yes | Zarate et al., 2018a | |
| | SATB2-54 | 5 | Male | c.392T>A | de novo | Yes | Yes | N/A | No | 26 | 22 | 1 to 10 | Yes | No | Yes | Yes | Zarate et al., 2018a | |
| | SATB2-68 | 9 | Male | c.760C>T | de novo | Yes | No | No | Yes | 60 | N/A | None | Yes | Yes | Yes | Yes | This study | |
| | N/A | 12 | N/A | c.983C>A | de novo | Yes | Yes | N/A | N/A | N/A | N/A | N/A | N/A | N/A | N/A | N/A | N/A | Farwell et al. |
| | SATB2-133 | 15.5 | Male | c.1102G>T | de novo | Yes | No | N/A | N/A | 14 | N/A | 1 to 10 | Yes | No | No | No | This study | |
| | SATB2-131 | 15.5 | Male | c.1136A>C | de novo | Yes | No | Yes | Yes | 15 | N/A | None | Yes | Yes | No | Yes | This study | |
| | ER52725 | 2.7 | Female | c.1142T>G | de novo | Yes | Yes | N/A | Yes | N/A | N/A | N/A | N/A | N/A | N/A | N/A | N/A | Rauch et al. |
| | SATB2-31 | 14 | Male | c.1157C>T | de novo | Yes | No | N/A | N/A | 31 | 30 | 1 to 10 | Yes | No | No | Yes | Zarate et al., 2018a; Bengani et al. | |
| | SATB2-41 | 4 | Female | c.1165C>T | de novo | Yes | No | N/A | Yes | 19 | 24 | 1 to 10 | Yes | No | No | No | Zarate et al., 2018a | |
| | SATB2-42 | 7 | Male | c.1165C>T | de novo | Yes | Yes | N/A | Yes | 15 | N/A | None | Yes | No | No | Yes | Zarate et al., 2018a | |
| | SATB2 | 4 | Female | c.1165C>T | de novo | Yes | No | N/A | No | 24 | N/A | None | Yes | No | No | No | Zarate et al., 2018a | |

| | | | | | | | | | | | | | | | | | |
|-----------|------|--------|------------|---------|-----|-----|-----|-----|-----|-----|-----------------|-----|-----|-----|-----|--|---|
| -71 | | ale | | | | | | | | | | | | | | | |
| SATB2-84 | 10.5 | Female | c.1165C>T | de novo | Yes | Yes | N/A | Yes | 19 | N/A | None | Yes | No | Yes | Yes | | This study |
| SATB2-122 | 10 | Female | c.1165C>T | de novo | Yes | No | N/A | No | 29 | N/A | None | Yes | Yes | Yes | No | | This study |
| SATB2-100 | 28 | Female | c.1165C>T | de novo | Yes | No | Yes | No | 24 | N/A | None | Yes | Yes | No | No | | This study |
| SATB2-132 | 4 | Male | c.1165C>T | de novo | Yes | No | N/A | No | 24 | N/A | None | Yes | No | No | Yes | | This study |
| SATB2-138 | 5.5 | Female | c.1165C>T | de novo | Yes | Yes | N/A | No | 23 | 48 | 1 to 10 | Yes | No | Yes | Yes | | This Study |
| N/A 27104 | 3 | Female | c.1165C>T | de novo | Yes | Yes | N/A | N/A | N/A | N/A | N/A | N/A | N/A | N/A | N/A | | Trakadis et al. |
| 4 | 2.6 | Female | c.1165C>T | de novo | Yes | Yes | N/A | No | 24 | N/A | None | N/A | No | No | N/A | | Bengani et al. |
| SATB2-104 | 21 | Male | c.1166G>T | de novo | Yes | No | N/A | Yes | 27 | 45 | 1 to 10 | Yes | No | Yes | Yes | | This study |
| 26135 | 10.5 | Male | c.1166G>T | de novo | Yes | Yes | N/A | N/A | 30 | N/A | None | Yes | No | No | N/A | | Bengani et al. |
| 5 | 10.5 | Male | c.1166G>T | de novo | Yes | Yes | N/A | N/A | 30 | N/A | None | Yes | No | No | N/A | | Bengani et al. |
| SATB2-58 | 24.5 | Male | c.1169C>T | de novo | Yes | No | Yes | N/A | 30 | 10 | 1 to 10 | Yes | No | No | No | | Zarate et al., 2018a |
| SATB2-110 | 7 | Male | c.1169C>T | de novo | Yes | No | N/A | Yes | 30 | N/A | None | Yes | No | Yes | Yes | | This study |
| SATB2-35 | 9 | Female | c.1174G>C | unknown | Yes | No | Yes | Yes | N/A | 144 | 1 to 10 | Yes | No | No | Yes | | Zarate et al., 2018a |
| SATB2-112 | 6 | Male | c.1175G>A | de novo | Yes | No | Yes | No | 46 | N/A | None | Yes | Yes | Yes | Yes | | This study |
| 26344 | 5.3 | Female | c.1181T>C | de novo | Yes | Yes | N/A | N/A | 22 | N/A | None | N/A | No | No | N/A | | Bengani et al. |
| 0 | 5.3 | Female | c.1181T>C | de novo | Yes | Yes | N/A | N/A | 22 | N/A | None | N/A | No | No | N/A | | Bengani et al. |
| Case 1 | 3 | Female | c.1186G>C | de novo | Yes | No | Yes | Yes | N/A | N/A | None | Yes | No | No | No | | Lee et al. |
| SATB2-36 | 14 | Female | c.1196G>C | unknown | Yes | Yes | Yes | No | 36 | N/A | None | Yes | No | No | No | | Zarate et al., 2018a |
| SATB2-53 | 7.5 | Male | c.1196G>A | de novo | Yes | No | N/A | Yes | 22 | 5 | Greater than 50 | Yes | Yes | Yes | No | | Zarate et al., 2018a; Scott et al. |
| SATB2-94 | 12.5 | Male | c.1196G>A | de novo | Yes | No | N/A | No | 16 | 36 | 1 to 10 | Yes | Yes | Yes | Yes | | This study |
| SATB2-134 | 4 | Female | c.1196G>A | unknown | Yes | No | N/A | No | 24 | 24 | 1 to 10 | Yes | Yes | No | Yes | | This study |
| 25995 | 5.5 | Male | c.1196G>A | de novo | Yes | No | N/A | N/A | 18 | N/A | None | N/A | No | No | N/A | | Bengani et al. |
| 0 | 5.5 | Male | c.1196G>A | de novo | Yes | No | N/A | N/A | 18 | N/A | None | N/A | No | No | N/A | | Bengani et al. |
| SATB2-125 | 6 | Male | c.1196G>T | de novo | Yes | No | N/A | No | 28 | N/A | None | Yes | No | Yes | Yes | | This study |
| SATB2-129 | 5.5 | Female | c.1196G>T | de novo | Yes | No | N/A | Yes | 24 | N/A | None | Yes | No | No | Yes | | This study |
| SATB2-47 | 7 | Male | c.1204G>A | de novo | Yes | No | N/A | Yes | N/A | 48 | 1 to 10 | No | No | Yes | Yes | | Zarate et al., 2018a; Bengani et al. |
| SATB2-96 | 12.5 | Male | c.1253T>G | de novo | Yes | No | Yes | No | 30 | 60 | 1 to 10 | yes | No | No | No | | This study |
| SATB2-14 | 15 | Male | c.1286 G>A | de novo | Yes | No | N/A | No | 22 | N/A | None | Yes | Yes | Yes | Yes | | Zarate et al., 2018a |
| SATB2-23 | 3 | Male | c.1286 G>A | de novo | Yes | No | N/A | Yes | 20 | N/A | None | Yes | Yes | No | No | | Zarate et al., 2018a |
| SATB2 | 5 | Fem | c.1286G>A | de novo | Yes | No | Yes | No | 24 | 16 | None | Yes | No | No | Yes | | Zarate et al., 2018a |

| | | | | | | | | | | | | | | | | | | |
|-----------------|---------------|--------|----------|-----------|---------|-----|-----|-----|-----|-----|---------|-----------------|-----|-----|-----|---------------|---|----------------|
| | -70 | | ale | | | | | | | | | | | | | | | |
| | SATB2-105 | 12.5 | Female | c.1286G>A | unknown | Yes | No | No | Yes | 21 | N/A | 1 to 10 | Yes | Yes | No | No | This study | |
| | SATB2-111 | 1 | Female | c.1541A>G | de novo | Yes | No | N/A | Yes | N/A | N/A | None | N/A | No | Yes | Yes | This study | |
| | 262240 | 5.5 | Male | c.1543G>A | de novo | Yes | No | N/A | No | 48 | N/A | None | N/A | Yes | Yes | N/A | Bengani et al. | |
| | SATB2-109 | 5 | Male | c.1554T>G | de novo | Yes | No | N/A | No | 30 | 30 | 10 to 50 | Yes | Yes | Yes | No | This study | |
| | SATB2-101 | 4 | Female | c.1564C>T | de novo | Yes | No | N/A | No | 15 | N/A | Greater than 50 | Yes | No | No | Yes | This study | |
| | 264840 | 1.5 | Female | c.1696G>A | de novo | Yes | No | N/A | N/A | N/A | N/A | N/A | N/A | No | No | N/A | Bengani et al. | |
| | SATB2-116 | 6 | Male | c.1903G>T | de novo | Yes | No | No | Yes | 20 | 14 | 1 to 10 | Yes | Yes | No | No | This study | |
| | SATB2-18 | 8 | Female | c.1964C>T | de novo | Yes | No | N/A | No | 18 | N/A | None | Yes | No | No | Yes | Zarate et al., 2018a | |
| Nonsense | SATB2-24 | 7 | Female | c.124G>T | de novo | Yes | No | Yes | Yes | 14 | N/A | 10 to 50 | Yes | No | No | Yes | Zarate et al., 2018a | |
| | SATB2-39 | 9 | Male | c.346G>T | de novo | Yes | Yes | Yes | Yes | 15 | N/A | 1 to 10 | Yes | No | No | Yes | Zarate et al., 2018a; Scott et al. | |
| | SATB2-27 | 9 | Female | c.390T>A | unknown | Yes | No | N/A | No | 60 | 96 | 1 to 10 | Yes | No | No | Yes | Zarate et al., 2018a; Bengani et al. | |
| | SATB2-55 | 34 | Male | c.505C>T | de novo | Yes | No | N/A | N/A | 42 | 48 | None | Yes | No | Yes | Yes | Zarate et al., 2018a | |
| | #62 | N/A | N/A | c.688A>T | de novo | Yes | N/A | N/A | N/A | N/A | N/A | N/A | N/A | N/A | N/A | N/A | N/A | Vissers et al. |
| | SATB2-33 | 6.5 | Female | c.715C>T | unknown | Yes | Yes | Yes | No | 22 | 18 | None | Yes | No | No | Yes | Zarate et al., 2018a | |
| | SATB2-76 | 3 | Male | c.715C>T | unknown | Yes | Yes | No | N/A | 19 | 18 | 1 to 10 | Yes | No | No | Yes | Zarate et al., 2018a | |
| | SATB2-114 | 5 | Male | c.715C>T | de novo | Yes | No | N/A | Yes | N/A | N/A | 1 to 10 | Yes | No | No | Yes | This study | |
| | SATB2-139 | 3 | Male | c.715C>T | unknown | Yes | Yes | N/A | N/A | 32 | N/A | None | Yes | No | No | Yes | This Study | |
| | SATB2-121 | 9.5 | Male | c.715C>T | unknown | Yes | Yes | No | No | 28 | 48 | 1 to 10 | Yes | Yes | No | Yes | This Study | |
| | N/A Patient 3 | 36 | Male | c.715C>T | de novo | Yes | Yes | Yes | No | N/A | N/A | 1 to 10 | Yes | Yes | Yes | No | Leoykland e tal. | |
| | SATB2-117 | 32 | Male | c.748C>T | de novo | Yes | Yes | Yes | No | N/A | N/A | None | Yes | Yes | No | No | Zarate et al., 2015 | |
| | SATB2-04 | 12 | Male | c.847C>T | de novo | Yes | No | Yes | Yes | 38 | 48 | 1 to 10 | Yes | No | Yes | Yes | This study | |
| | SATB2-89 | 4 | Male | c.847C>T | de novo | Yes | No | N/A | N/A | 11 | 14 | Greater than 50 | Yes | No | No | Yes | Zarate et al., 2018a; Scott et al. | |
| | N/A Patient 5 | 1.5 | Female | c.847C>T | de novo | Yes | No | N/A | Yes | N/A | 20 | 1 to 10 | Yes | No | Yes | No | This study | |
| | N/A Patient 2 | 4 | Male | c.847C>T | de novo | Yes | No | N/A | Yes | 21 | N/A | None | Yes | No | No | No | Zarate et al., 2018a | |
| N/A Patient 2 | N/A | N/A | c.847C>T | unknown | Yes | Yes | N/A | N/A | N/A | N/A | N/A | N/A | N/A | N/A | N/A | N/A | Farwell et al. | |
| SATB2-83 | 19 | Female | c.847C>T | de novo | Yes | Yes | N/A | N/A | N/A | N/A | 1 to 10 | yes | N/A | N/A | N/A | Kikuri et al. | | |
| SATB2-83 | 6 | Female | c.868C>T | de novo | Yes | Yes | No | Yes | N/A | N/A | 1 to 10 | Yes | No | No | Yes | This study | | |

| | | | | | | | | | | | | | | | | | |
|---------------------------|-----------------|------|--------|-------------|---------------------------|---------|-----|-----|-----|-----|-----|-----------------|-----|-----|-----|-----|---|
| | SATB2-91 | 26 | Male | c.868C>T | unknown | Yes | Yes | N/A | Yes | 30 | N/A | None | Yes | No | Yes | Yes | This study |
| | SATB2-127 | 8 | Female | c.988C>T | de novo | Yes | No | N/A | No | 22 | 60 | 1 to 10 | Yes | No | Yes | Yes | This study |
| | SATB2-97 | 5.5 | Female | c.997C>T | de novo | Yes | No | N/A | Yes | 18 | 13 | 1 to 10 | Yes | No | No | No | This study |
| | SATB2-106 | 4 | Male | c.1135C>T | de novo | Yes | Yes | N/A | No | 27 | N/A | 1 to 10 | Yes | No | No | Yes | This study Zarate et al., 2018a; Scott et al. |
| | SATB2-20 | 6 | Male | c.1171C>T | de novo | Yes | Yes | N/A | No | 24 | N/A | None | Yes | No | No | Yes | |
| | SATB2-06 | 8 | Male | c.1255C>T | de novo | Yes | Yes | Yes | Yes | 20 | N/A | 1 to 10 | Yes | No | Yes | Yes | This study Zarate et al., 2018a; Scott et al. |
| | SATB2-108 | 14 | Male | c.1285C>T | de novo | Yes | No | N/A | No | 18 | N/A | 1 to 10 | Yes | No | Yes | Yes | |
| | SATB2-29 | 1.5 | Male | c.1285C>T | de novo | Yes | No | N/A | No | N/A | N/A | None | Yes | No | No | Yes | Zarate et al., 2018a; Scott et al. |
| | Case 8 AN | N/A | Female | c.1285C>T | de novo | Yes | Yes | N/A | No | 20 | N/A | 1 to 10 | Yes | No | No | N/A | |
| | N/A 259030 | 2.3 | Male | c.1285C>T | de novo | Yes | Yes | N/A | Yes | N/A | N/A | None | Yes | No | No | No | Lv et al. |
| | SATB2-59 | 11.8 | Male | c.1375C>T | de novo | Yes | Yes | N/A | N/A | 30 | N/A | None | Yes | No | No | N/A | Bengani et al. |
| | SATB2-60 | 15 | Male | c.1375C>T | de novo | Yes | Yes | N/A | No | 22 | 22 | 1 to 10 | Yes | No | No | No | Zarate et al., 2018a |
| | SATB2-124 | 15 | Male | c.1375C>T | de novo | Yes | Yes | N/A | No | 22 | 21 | 1 to 10 | Yes | No | No | No | Zarate et al., 2018a |
| | SATB2-69 | 12 | Female | c.1375C>T | de novo | Yes | Yes | N/A | No | 30 | 36 | 1 to 10 | Yes | No | No | No | This study Zarate et al., 2018a; Scott et al. |
| | SATB2-137 | 6 | Male | c.1375C>T | unknown | Yes | No | Yes | N/A | 11 | 19 | 10 to 50 | Yes | No | Yes | Yes | |
| | Case 2 SATB2-38 | 4 | Female | c.1375C>T | de novo | Yes | Yes | N/A | No | N/A | N/A | None | Yes | No | No | No | Lee et al. Zarate et al., 2018a; Scott et al. |
| | SATB2-137 | 5 | Female | c.1495A>T | de novo | Yes | No | No | Yes | 16 | 32 | Greater than 50 | Yes | No | No | No | |
| | Case 14 | 9 | Male | c.1756C>T | unknown | Yes | No | No | No | 36 | 48 | Greater than 50 | Yes | No | Yes | Yes | This Study |
| | | N/A | N/A | c.2074G>T | de novo | Yes | No | N/A | No | 60 | N/A | None | Yes | No | No | N/A | Bengani et al. |
| In frame insertion | | 25 | N/A | N/A | c.929_930insTTGT AAGGCAAC | de novo | Yes | N/A | N/A | N/A | N/A | N/A | Yes | N/A | N/A | N/A | Gilissen et al. |
| splice site | Patient 1 | 7 | Male | c.346+2T>G | de novo | Yes | Yes | Yes | Yes | N/A | N/A | N/A | Yes | Yes | Yes | No | Zarate et al., 2015 |
| | SATB2-95 | 4 | Male | c.473+1delG | unknown | Yes | No | N/A | No | 24 | N/A | None | Yes | No | No | No | This study |
| | SATB2-86 | 21 | Male | c.598-2A>G | germline | Yes | No | N/A | N/A | 36 | N/A | None | Yes | No | Yes | Yes | Bengani, This study |
| | SATB2-87 | 17.5 | Male | c.598-2A>G | germline | Yes | No | N/A | Yes | 12 | 50 | Greater than 50 | Yes | No | No | No | Bengani, This study |
| | 260175 | 4.3 | Male | c.1173+2T>C | de novo | Yes | Yes | N/A | No | 16 | N/A | None | Yes | No | No | N/A | Bengani et al. Zarate et al., 2018a; Scott et al. |
| | SATB2-34 | 12 | Female | c.1174-2A>G | de novo | Yes | No | N/A | No | 23 | 60 | 1 to 10 | Yes | Yes | Yes | Yes | |
| | Patient 1 | 19 | Female | c.1741-1G>A | de novo | Yes | Yes | N/A | N/A | N/A | N/A | 1 to 10 | Yes | N/A | N/A | N/A | Kikuiriri et al. |

| | | | | | | | | | | | | | | | | | | |
|-----------------------------|--------------------------------|-------|--------|------------|-------------------|---------|-----|-----|-----|-----|-----|-----------------|---------|-----|-----|-----|------------------------------------|-------------------|
| Intragenic Deletions | SATB2-02 | 6 | Female | Exons 1-8 | presumed germline | Yes | No | Yes | No | 21 | 27 | Greater than 50 | Yes | Yes | No | Yes | Zarate et al., 2018a; Scott et al. | |
| | SATB2-08 | 2 | Female | Exons 9-10 | unknown | Yes | Yes | N/A | N/A | N/A | N/A | None | Yes | No | No | Yes | Zarate et al., 2018a | |
| | SATB2-22 | 14 | Female | Exons 1-11 | unknown | Yes | No | Yes | No | 22 | N/A | None | Yes | No | Yes | Yes | Zarate et al., 2018a | |
| | SATB2-25 | 4 | Female | Exons 5-12 | de novo | Yes | Yes | N/A | N/A | 23 | N/A | None | Yes | No | Yes | No | Zarate et al., 2018a | |
| | SATB2-49 | 18 | Male | Exon 9 | unknown | Yes | Yes | N/A | Yes | 144 | N/A | None | Yes | Yes | Yes | Yes | Zarate et al., 2018a | |
| | SATB2-52 | 8 | Male | Exons 2-4 | de novo | Yes | No | N/A | No | 18 | N/A | None | Yes | No | No | No | Zarate et al., 2018a | |
| | SATB2-64 | 25 | Male | Exons 5-8 | unknown | Yes | Yes | Yes | No | 12 | N/A | 1 to 10 | Yes | No | Yes | Yes | Zarate et al., 2018a | |
| | SATB2-78 | 5 | Female | Exon 4 | unknown | Yes | No | N/A | No | 15 | 12 | Greater than 50 | Yes | No | No | No | Zarate et al., 2018a | |
| | SATB2-80 | 1.5 | Female | Exons 4-8 | unknown | Yes | No | N/A | N/A | N/A | N/A | None | Yes | No | No | No | This study | |
| | SATB2-82 | 4 | Male | Exons 8-9 | unknown | Yes | Yes | Yes | N/A | 15 | 36 | 1 to 10 | Yes | No | Yes | Yes | This study | |
| | SATB2-92 | 6 | Male | Exon 7 | unknown | Yes | No | N/A | Yes | 20 | 36 | 1 to 10 | Yes | Yes | No | Yes | This study | |
| | SATB2-126 | 15 | Male | Exons 1-12 | de novo | Yes | No | No | N/A | 24 | N/A | 10 to 50 words | Yes | No | No | No | This study | |
| | SATB2-115 | 2.5 | Female | Exons 7-8 | de novo | Yes | Yes | N/A | Yes | N/A | N/A | None | Yes | No | Yes | Yes | This study | |
| | SATB2-102 | 4 | Male | Exons 7-8 | de novo | Yes | Yes | N/A | Yes | N/A | N/A | None | Yes | No | Yes | Yes | This study | |
| | SATB2-128 | 0.5 | Female | Exons 4-8 | presumed germline | N/A | No | N/A | N/A | N/A | N/A | N/A | N/A | N/A | No | No | No | This study |
| | SATB2-107 | 5 | Female | Exon 5 | de novo | Yes | Yes | No | N/A | 18 | N/A | 1 to 10 | Yes | No | No | No | This study | |
| | SATB2-113 | 2.5 | Male | Exons 1-4 | unknown | Yes | No | N/A | N/A | 20 | N/A | None | N/A | No | No | No | This study | |
| | SATB2-140 | 13.5 | Male | Exon 9 | de novo | Yes | Yes | N/A | No | 23 | N/A | 1 to 10 | Yes | Yes | No | Yes | This study | |
| | Patient 5 | 3 | Male | Exons 9-11 | unknown | Yes | Yes | N/A | N/A | 24 | N/A | None | N/A | No | No | Yes | Balasubramanian et al. | |
| | Subject 1 | 9.5 | Female | Exons 4-12 | unknown | Yes | No | N/A | No | N/A | N/A | N/A | Yes | No | No | No | Rosenfeld et al. | |
| | Subject 2 | 21 | Male | Exons 3-11 | unknown | Yes | Yes | N/A | N/A | 30 | N/A | N/A | Yes | No | No | Yes | Rosenfeld et al. | |
| | Subject 3 | 6 | Female | Exons 1-11 | unknown | Yes | No | N/A | N/A | N/A | N/A | None | N/A | No | No | No | Rosenfeld et al. | |
| | Intragenic Duplications | 70886 | 4 | Male | Exon 4 | de novo | Yes | Yes | N/A | N/A | 18 | N/A | 1 to 10 | Yes | N/A | N/A | Yes | Asadollahi et al. |
| N/A | | 10 | Female | Exon 4 | de novo | Yes | No | N/A | Yes | N/A | N/A | 1 to 10 | Yes | No | No | Yes | Kaiser et al. | |
| N/A | | 20 | Male | Exons 5-7 | de novo | Yes | Yes | Yes | No | N/A | N/A | 1 to 10 | Yes | N/A | N/A | N/A | Lieden et al. | |
| Translocation | Case 1 | 24 | Female | c.? | de novo | Yes | Yes | No | Yes | 24 | N/A | N/A | Yes | No | No | Yes | Rainger et al. | |
| | Case 2 | 33 | Male | c.? | de novo | Yes | Yes | Yes | N/A | 60 | N/A | None | Yes | N/A | N/A | Yes | Rainger et al. | |

| | | | | | | | | | | | | | | | | | |
|-------------|-----|------------|-----|---------|-----|-----|-----|-----|-----|-----|------|-----|-----|-----|-----|-----------------|------------------|
| Case 1 | 13 | Fem ale | c.? | de novo | Yes | Yes | N/a | N/A | 24 | N/A | N/A | N/A | N/A | No | N/A | Brewer et al. | |
| N/A | 0.1 | Mal e | c.? | de novo | Yes | No | Yes | Yes | N/A | N/A | N/A | N/A | Yes | Yes | Yes | Tegay et al. | |
| Case 49 | 21 | N/A | c.? | de novo | Yes | Yes | N/A | N/A | N/A | N/A | None | N/A | N/A | N/A | N/A | Baptista et al. | |
| DGAP2 11 | N/A | Mal e | c.? | de novo | Yes | N/A | Yes | N/A | N/A | N/A | N/A | N/A | N/A | Yes | Yes | N/A | Talkowski et al. |

†Individual SATB2-111 was found to have multiple fractures (femur and ribs) and leg bowing at 5 months of age. DXA scan at that age revealed a low bone mineral density (BMD) of -2SD. Given the lack of normal control data available for this age group, the presence of low BMD is marked as N/A

Supplementary Table S3. Genotype-phenotype correlations according to underlying molecular mechanism of disease.[†]

| CLINICAL FEATURE | Missense | Nonsense | Frameshift | Intragenic deletions | Splicing | Translocations |
|--|----------------------|-----------------------|----------------------|----------------------|---------------------|----------------|
| Cleft palate | 11/49 (22.4%)** | 21/37 (56.8%) | 18/31 (58.1%) | 11/22 (50.0%) | 3/7 (42.9%) | 4/5 (80.0%) |
| Abnormal Brain Neuroimaging | 18/39 (46.2%) | 12/29 (41.4%) | 11/20 (55.0%) | 4/11 (36.4%) | 2/5 (40.0%) | 2/2 (100%) |
| Low bone mineral density | 9/12 (75.0%) | 8/13 (61.5%) | 7/9 (77.8%) | 4/6 (66.7%) | 1/1 (100%) | 3/4 (75.0%) |
| Feeding difficulties | 24/40 (60.0%) | 21/32 (65.6%) | 25/26 (96.2%)** | 12/22 (54.5%) | 2/5 (40.0%) | 3/3 (100%) |
| Growth retardation | 17/46 (37.0%) | 10/35 (28.6%) | 5/30 (16.7%) | 7/22 (31.8%) | 3/6 (50.0%) | 2/4 (50.0%) |
| Seizures | 14/46 (30.4%)* | 3/35 (8.6%)* | 4/30 (13.3%) | 4/22 (18.2) | 2/6 (33.3%) | 2/3 (66.7%) |
| NEURODEVELOPEMENTAL | | | | | | |
| Average age at walking in months [range] (n with data) | 24.9 [13-60] (41) | 26.2 [11-60] (27) | 23.7[12-48] (29) | 28.6 [12-144] (15) | 22.2 [12-36] (5) | 36 [24-60] (3) |
| Average age at 1st word in months [range] (n with data) | 32.6 [5-144] (20) | 35.1[[13-96] (16) | 26.9[[9-48] (16) | 27.8 [12-36] (4) | 55 [50-60] (2) | N/A |
| Individuals older than 4 years with absent verbal words | 20/39 (51.3%)* | 8/29 (27.6%) | 12/28 (42.9%) | 6/14 (42.9%) | 3/6 (50.0%) | 2/2 (100%) |

[†]Each molecular mechanism group was compared to all other mechanisms using either Chi-square or Fisher's exact tests (when at least one cell had an expected count of less than 5) for categorical variables, and t-tests for continuous variables.

* p<0.05

** p<0.001