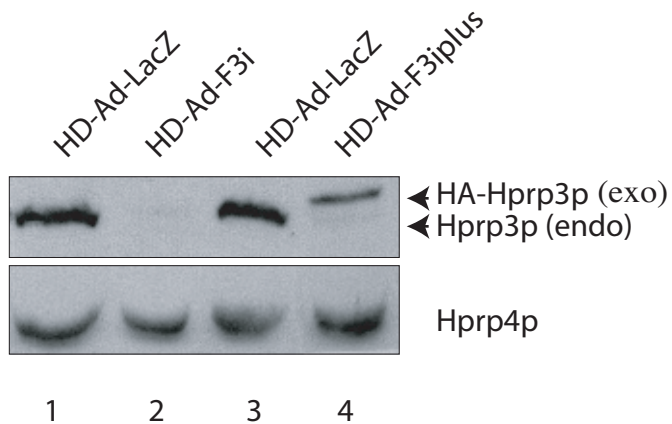
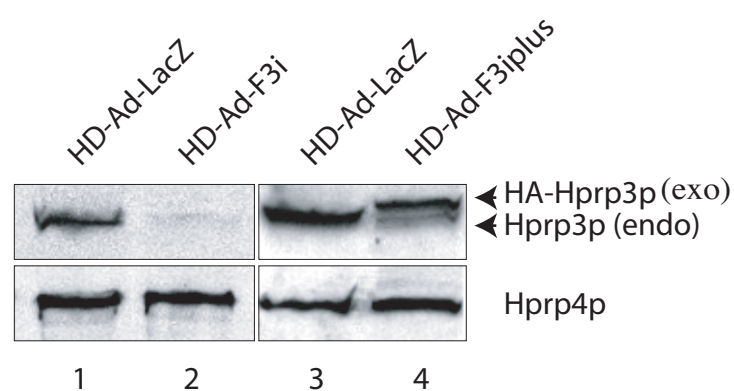



A



B



C



Supplementary Figure 1. Silencing of endogenous *PRPF3* expression in cultured cell lines. Whole-cell extracts were prepared from A549 (A), HeLa (B) and D407 (C) 2 days post-transduction with HD-Ad-lacZ, HD-Ad-F3i or HD-Ad-F3iplus as indicated on top of each panel and immunoblotted using antibodies against Hprp3p (upper). The blots were stripped and re-probed using antibodies against Hprp4p (lower). exo, exogenous HA-Hprp3p; endo, endogenous Hprp3p.