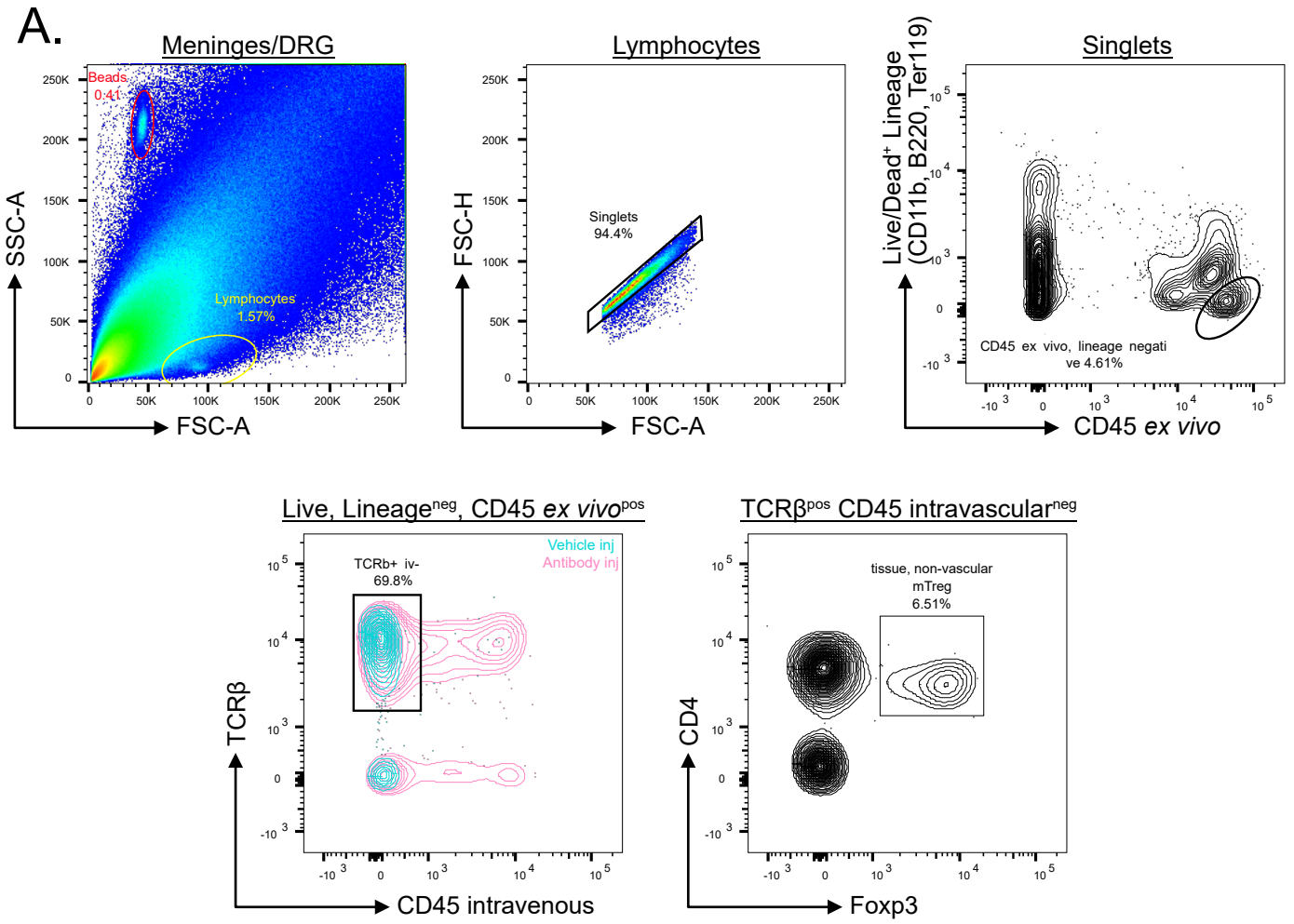
A.
Meninges/DRG
Beads
0.41
Lymphocytes
1.57%
SSC-A
FSC-A
Lymphocytes
Singlets
94.4%
FSC-H
FSC-A
Singlets
Live/Dead+ Lineage
(CD11b, B220, Ter119)
CD45 ex vivo, lineage negati
ve 4.61%
CD45 ex vivo
Live, Lineageneg, CD45 ex vivopos
TCRb+ iv-
69.8%
Vehicle inj
Antibody inj
TCRβ
CD45 intravenous
TCRβpos CD45 intravascularneg
tissue, non-vascular
mTreg
6.51%
CD4
Foxp3

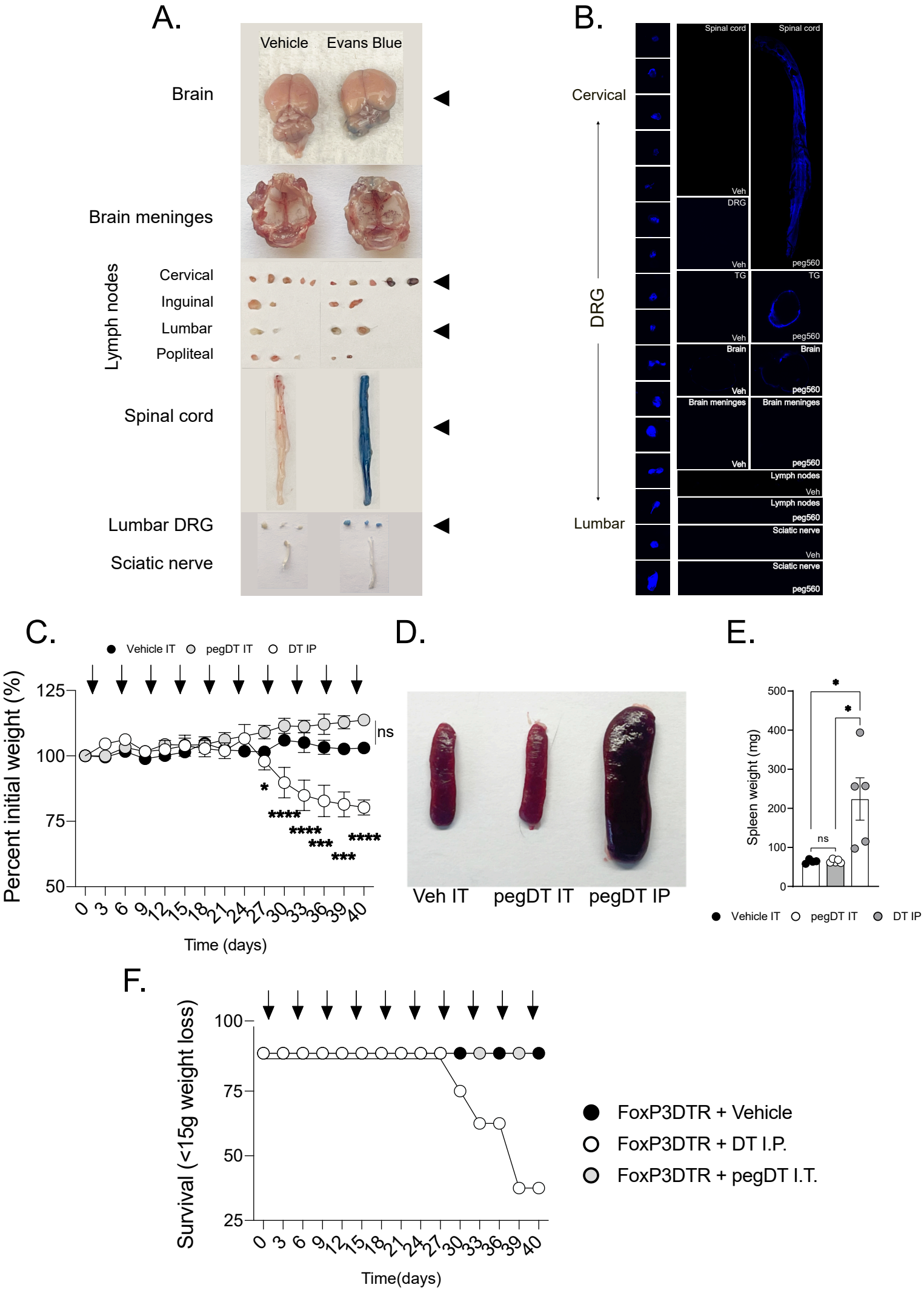
A.
Vehicle
Evans Blue
Brain
Brain meninges
Lymph nodes
Cervical
Inguinal
Lumbar
Popliteal
Spinal cord
Lumbar DRG
Sciatic nerve
B.
Cervical
DRG
Lumbar
Spinal cord
Veh
peg560
DRG
TG
Brain
Brain meninges
Lymph nodes
Sciatic nerve
C.
Vehicle IT
pegDT IT
DT IP
Percent initial weight (%)
125
100
75
50
ns
*
****
***
Time (days)
D.
Veh IT
pegDT IT
pegDT IP
E.
Spleen weight (mg)
500
400
300
200
100
0
ns
*
Vehicle IT
pegDT IT
DT IP
F.
Survival (<15g weight loss)
100
75
50
25
Time(days)
FoxP3DTR + Vehicle
FoxP3DTR + DT I.P.
FoxP3DTR + pegDT I.T.

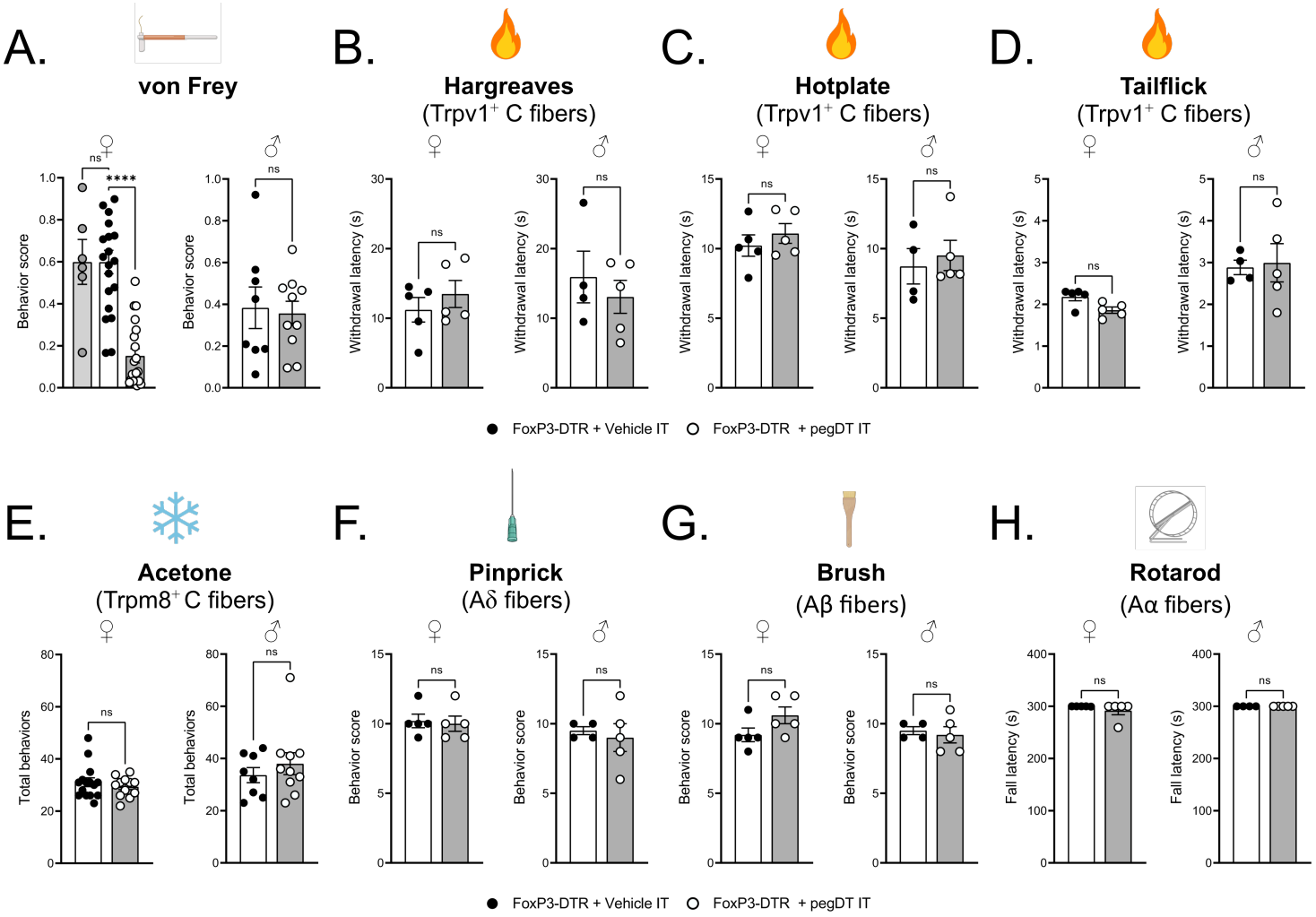
A.
von Frey
B.
Hargreaves
(Trpv1+ C fibers)
C.
Hotplate
(Trpv1+ C fibers)
D.
Tailflick
(Trpv1+ C fibers)
E.
Acetone
(Trpm8+ C fibers)
F.
Pinprick
(Aδ fibers)
G.
Brush
(Aβ fibers)
H.
Rotarod
(Aα fibers)
Behavior score
Withdrawal latency (s)
Total behaviors
Fall latency (s)
ns
****
FoxP3-DTR + Vehicle IT
FoxP3-DTR + pegDT IT

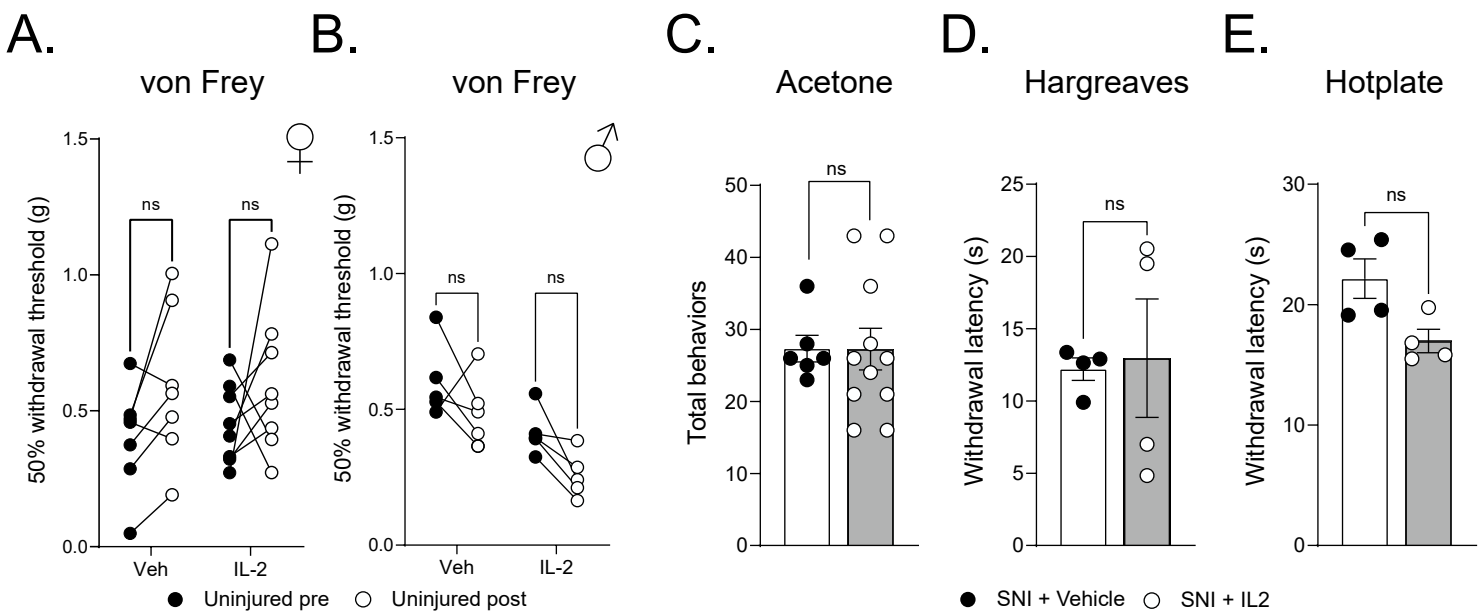
A.
von Frey
B.
von Frey
C.
Acetone
D.
Hargreaves
E.
Hotplate
50% withdrawal threshold (g)
Total behaviors
Withdrawal latency (s)
ns
Veh
IL-2
Uninjured pre
Uninjured post
SNI + Vehicle
SNI + IL2

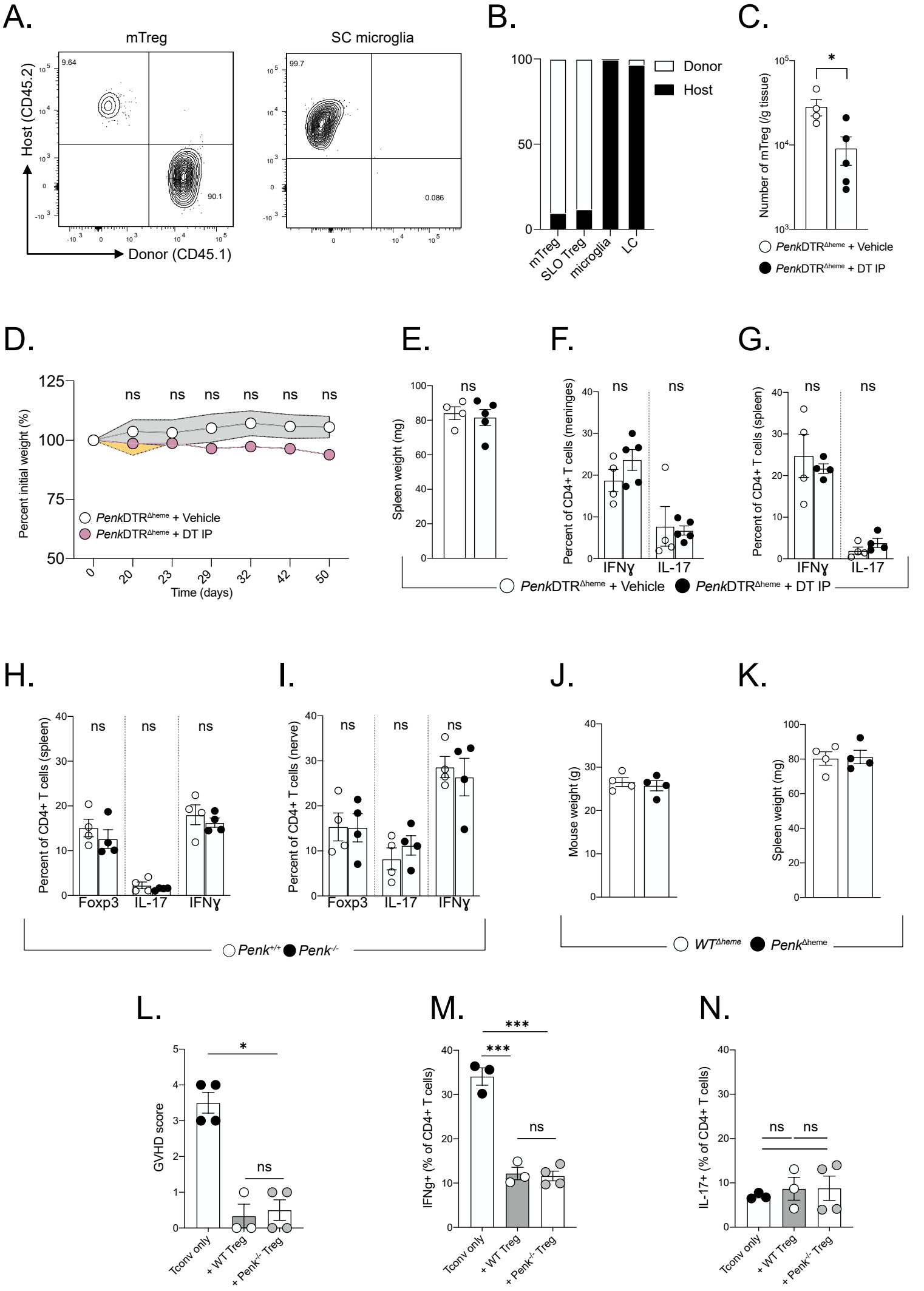
A.
mTreg
SC microglia
Host (CD45.2)
Donor (CD45.1)
9.64
90.1
99.7
0.086
B.
Donor
Host
mTreg
SLO Treg
microglia
LC
C.
Number of mTreg (/g tissue)
*
PenkDTRΔheme + Vehicle
PenkDTRΔheme + DT IP
D.
Percent initial weight (%)
ns
Time (days)
PenkDTRΔheme + Vehicle
PenkDTRΔheme + DT IP
E.
Spleen weight (mg)
F.
Percent of CD4+ T cells (meninges)
IFNγ
IL-17
G.
Percent of CD4+ T cells (spleen)
PenkDTRΔheme + Vehicle
PenkDTRΔheme + DT IP
H.
Percent of CD4+ T cells (spleen)
Foxp3
IL-17
IFNγ
I.
Percent of CD4+ T cells (nerve)
Penk+/+
Penk-/-
J.
Mouse weight (g)
K.
Spleen weight (mg)
WTΔheme
PenkΔheme
L.
GVHD score
*
Tconv only
+ WT Treg
+ Penk-/- Treg
M.
IFNg+ (% of CD4+ T cells)
***
N.
IL-17+ (% of CD4+ T cells)

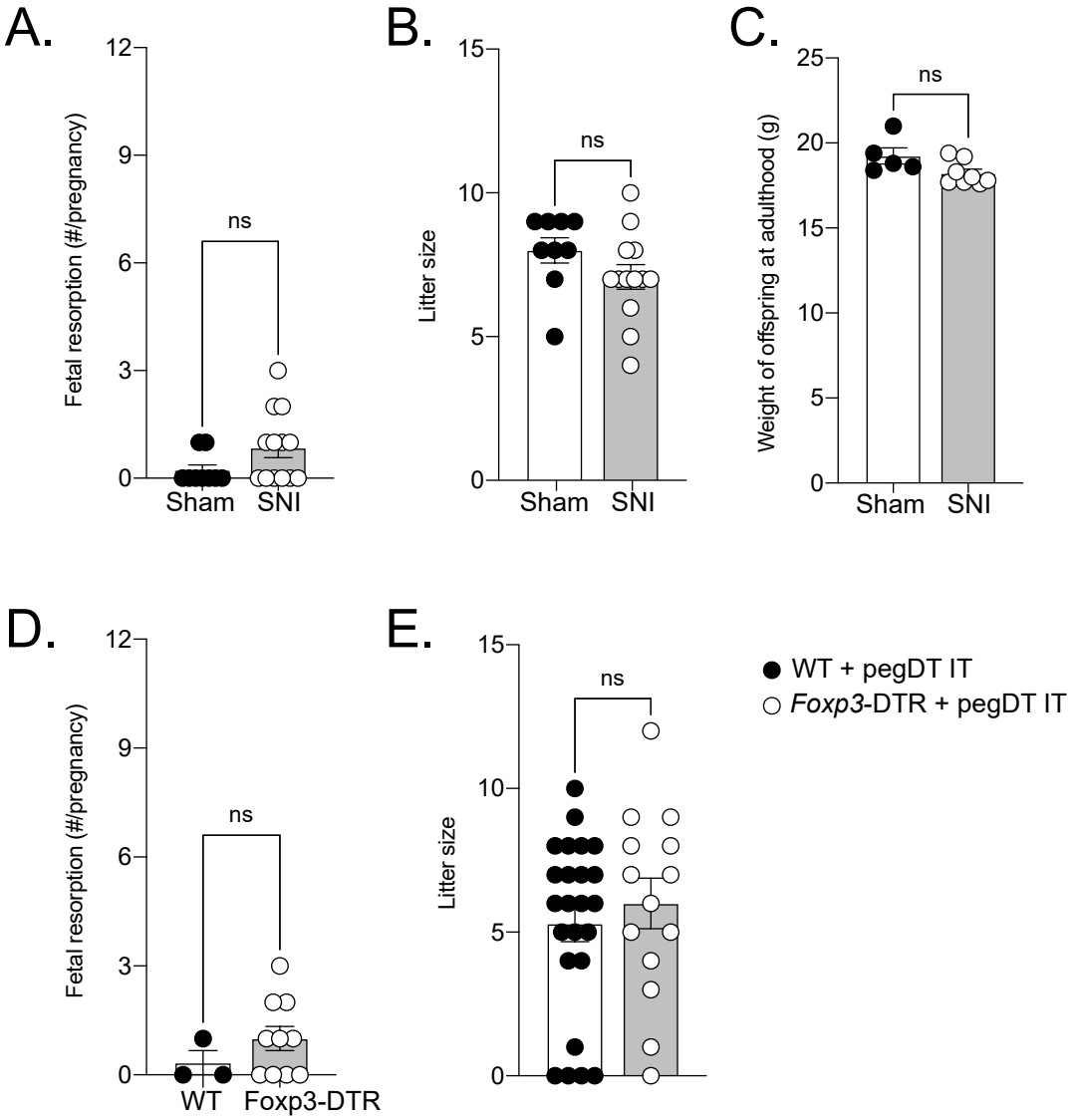
A.
Fetal resorption (#/pregnancy)
12
9
6
3
0
ns
Sham
SNI
B.
Litter size
15
10
5
0
ns
Sham
SNI
C.
Weight of offspring at adulthood (g)
25
20
15
10
5
0
ns
Sham
SNI
D.
Fetal resorption (#/pregnancy)
12
9
6
3
0
ns
WT
Foxp3-DTR
E.
Litter size
15
10
5
0
ns
WT + pegDT IT
Foxp3-DTR + pegDT IT