













SUPPORTING INFORMATION

Flowering day	Plasma treatment
 Aug 31	 DAF 1
 Sep 4	 DAF 5
 Sep 7	 DAF 10
 Sep 8	 DAF 15
 Sep 9	
 Sep 11	

Supplementary Figure S1. Markings used to indicate DAF and plasma treatment on flower glume.



Supplementary Figure S2. Photograph of rice seedlings captured with the fixed-point camera.

Supplementary Table S1 Evaluation of brown rice from each test; (a) greenhouse and (b) Smart Plant system

(a)

	The ratio to the total number of grains (%)				
	Normal	White-core	Other Chalky	Immature	Others
Control	31.1	30.9	29.9	7.6	0.6
Plasma irradiation at DAF 1	9.1	21.3	36.2	4.3	0.0
Plasma irradiation at DAF 5	11.5	28.8	18.6	11.9	0.0
Plasma irradiation at DAF 10	9.7	46.0	32.0	6.0	2.0
Plasma irradiation at DAF 15	16.3	44.0	17.9	4.8	1.2

(b)

	The ratio to the total number of grains (%)				
	Normal	White-core	Other Chalky	Immature	Others
Control	79.0	4.3	15.0	1.6	0.0
Plasma irradiation at DAF 1	78.2	2.6	15.4	1.3	2.6
Plasma irradiation at DAF 5	45.8	27.1	16.9	10.2	0.0
Plasma irradiation at DAF 10	40.2	22.0	22.0	15.9	0.0
Plasma irradiation at DAF 15	32.2	32.2	28.9	5.6	1.1