

Figure S1

A

Sample/Age	Mean count RNA per cell	Median count RNA per cell	Mean count features per cell	Median count features per cell
6-month	4338.813	3085.504	1451.185	1355.0
1-year	3743.530	3225.758	1293.321	1225.5
4-years	2832.122	2327.403	1545.825	1417.5
9-years	3706.864	3119.782	1372.430	1525.0

B

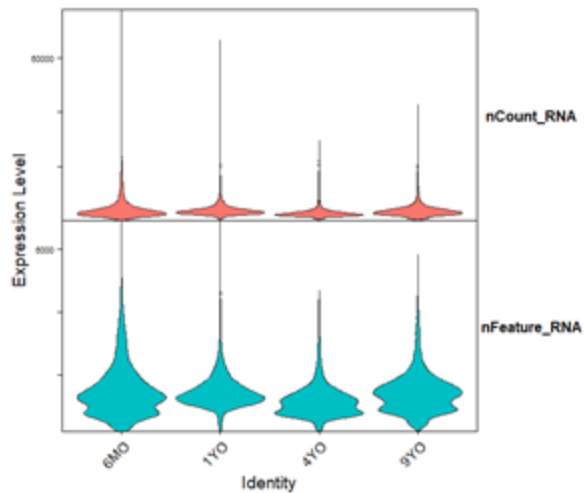
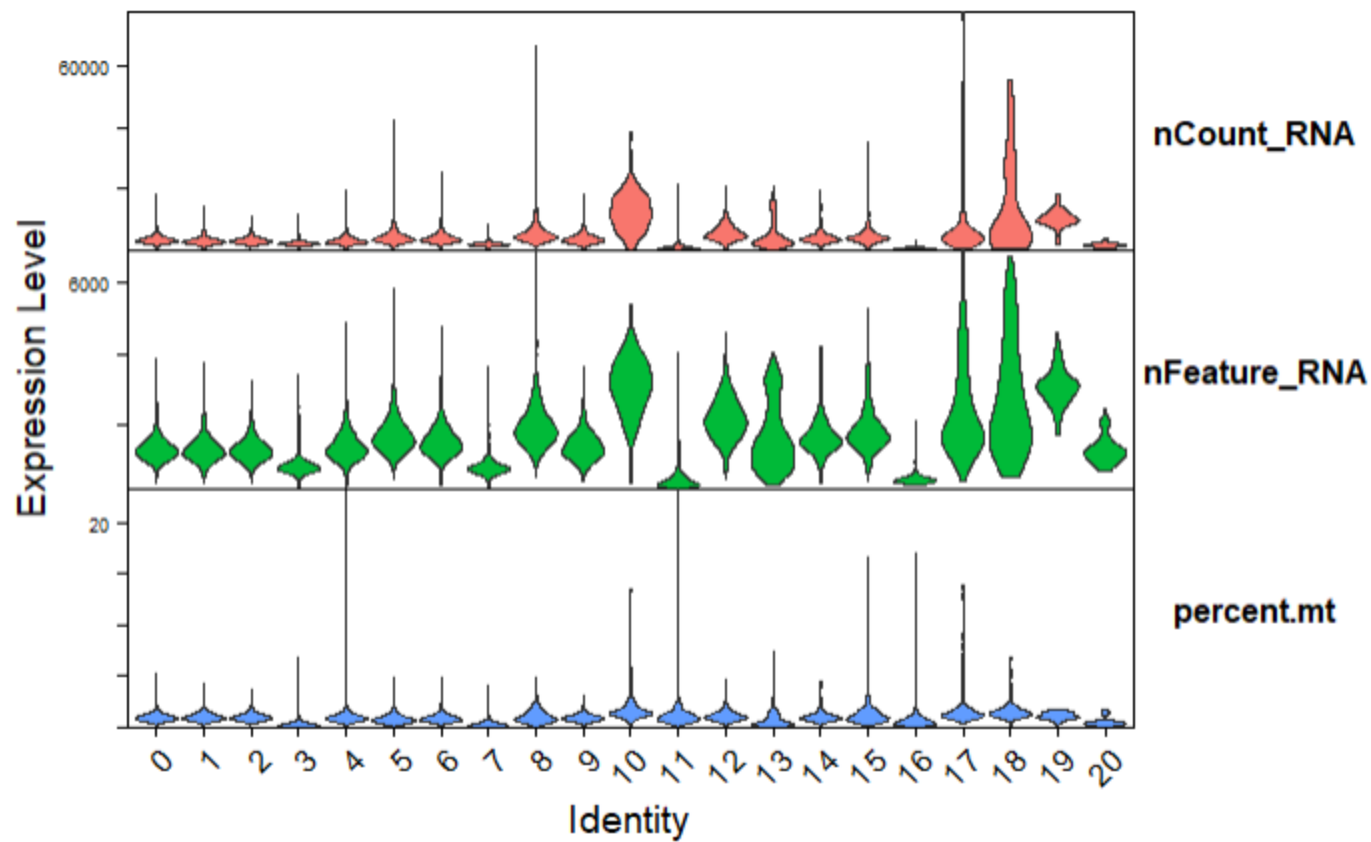


Figure S2

A



B

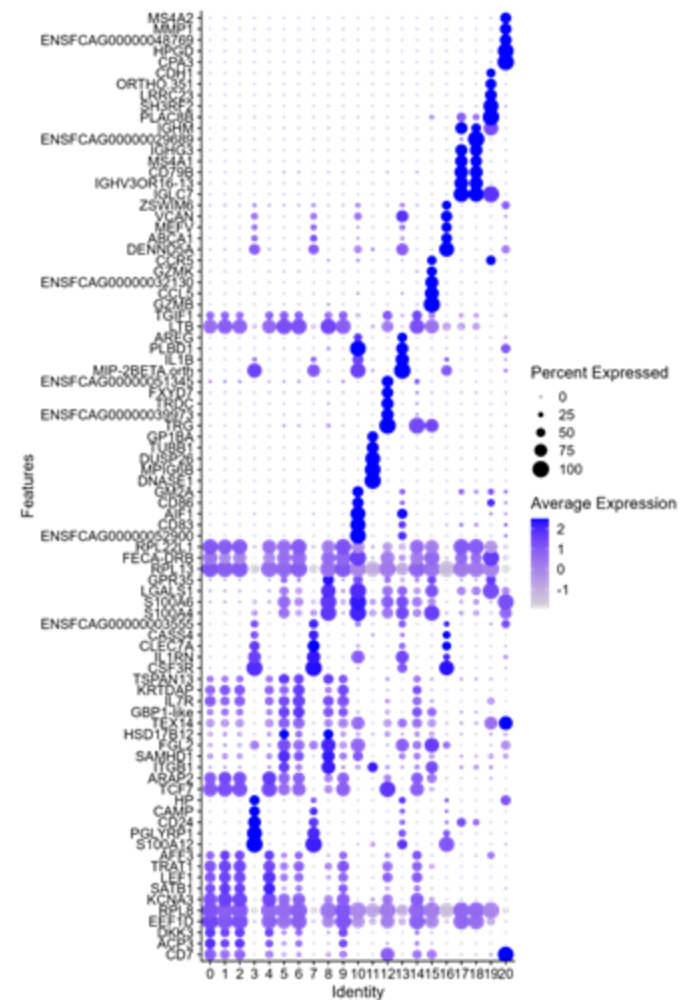


Figure S3

Module	Genes
Treg	<i>IKZF2, FOXP3, IL2RA, CTLA4</i>
Th2	<i>LGALS3, GATA3, CCR4</i>
Th1	<i>IL18R1, IL12RB1, TNF, IFNG, TBX21</i>
Th17	<i>RORC, CCR6, KLRB1, IRF4</i>

Figure S4

A

	C0	C1	C2	C3	C4
6MO	121	82	53	22	12
4YO	106	36	13	72	25
9YO	399	182	61	28	25

