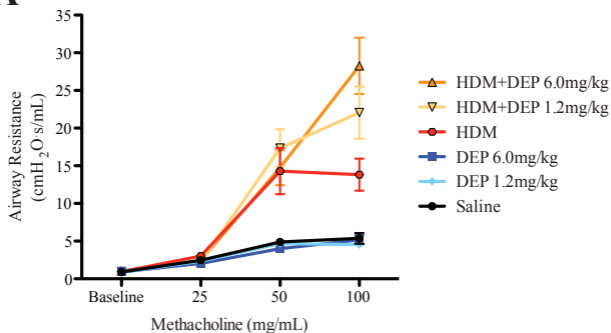
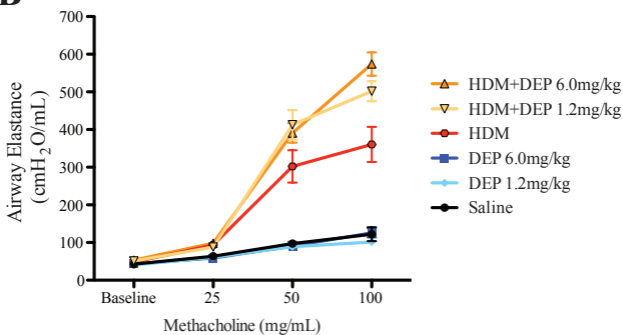
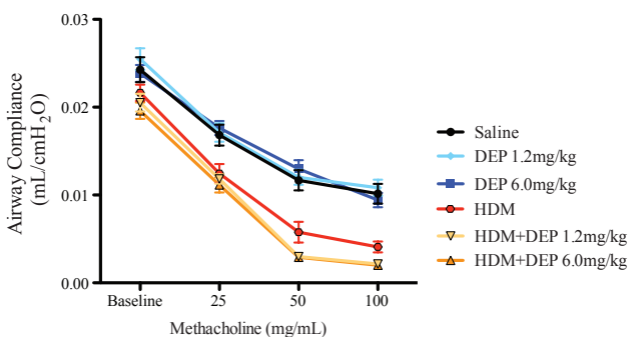


A**B****C**

Supplementary Figure 2. Airway hyperreactivity increased after exposure to DEP and HDM. Airway mechanics were assessed using a flexiVent system after nebulizing PBS (baseline) and then increasing doses of methacholine into the lungs. Depicted are the dose response curves to methacholine for airway resistance (A), elastance (B), and compliance (C).