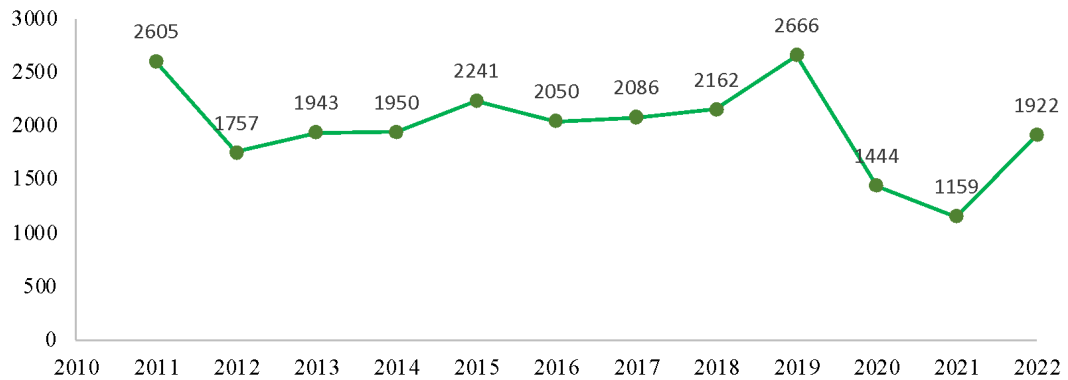
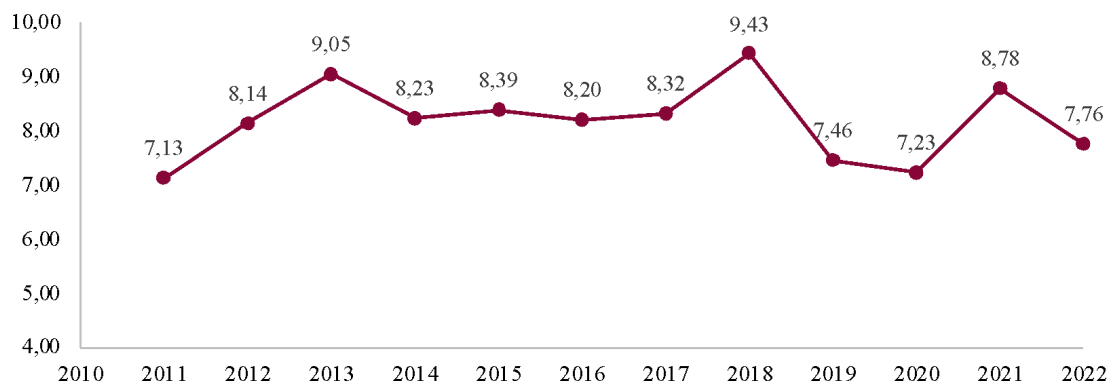


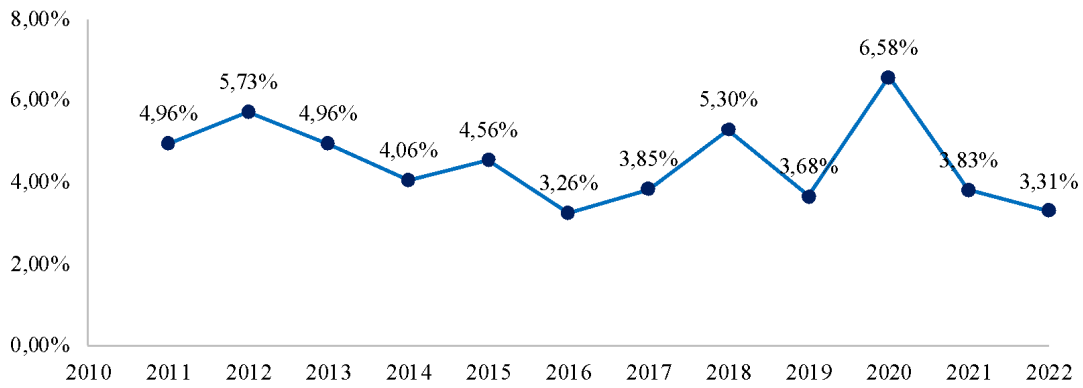
## Supplementary material



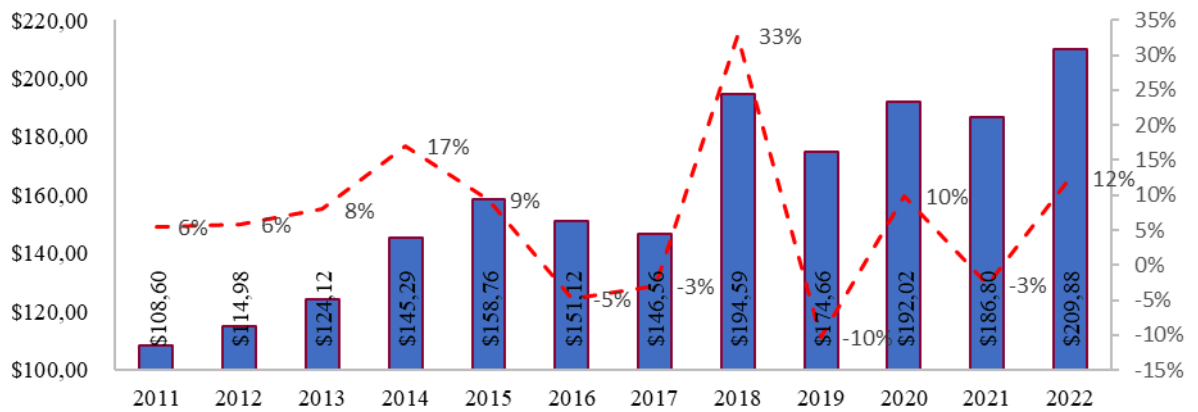
**Figure A. Count of hospitalizations** in Brazil from 2011 to 2022. Data source: TabNet/DataSUS System, 2023. The vertical axis represents the number of cases, and the horizontal axis represents the years of analysis.



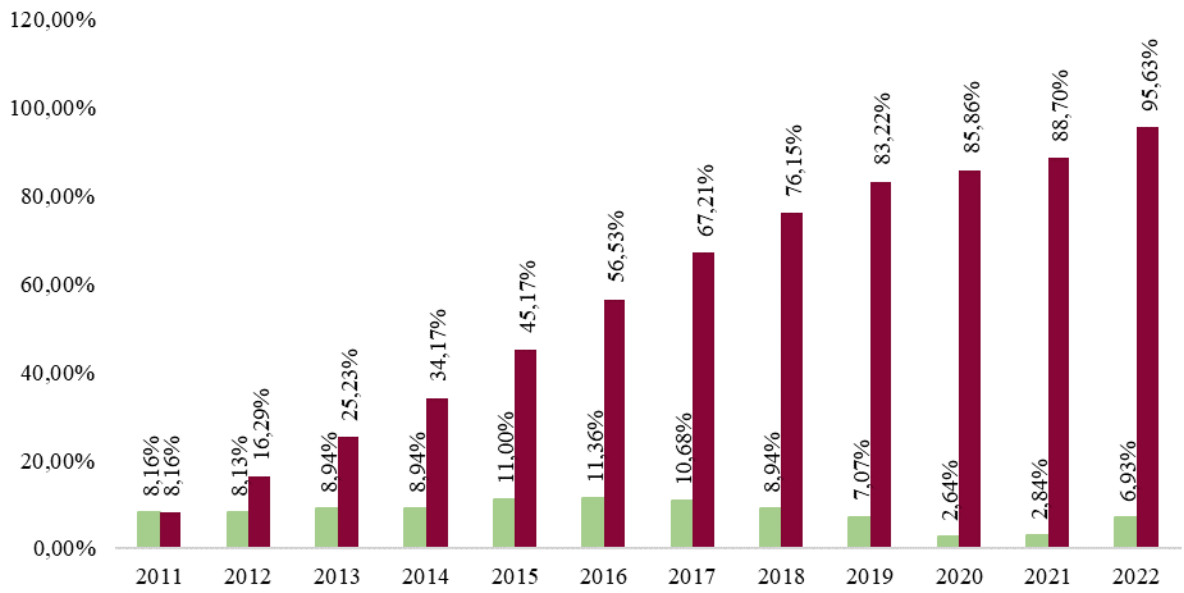
**Figure B. Average length of hospital stay** in Brazil from 2011 to 2022. Data source: TabNet/DataSUS system, 2023. ("The values are in Brazilian numerals; to convert to English numbers, replace the commas with periods.")



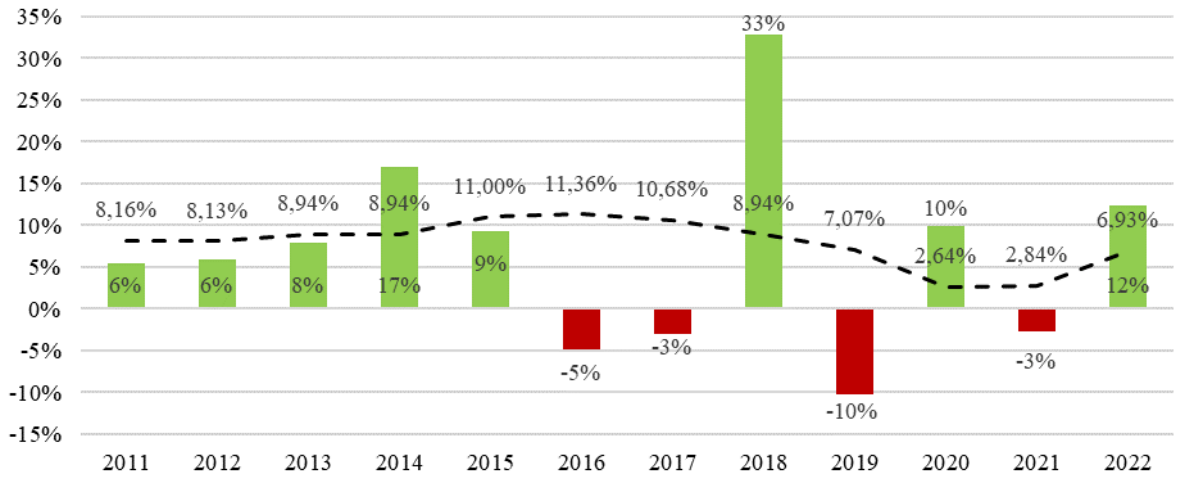
**Figure C – Fatality Rate in Brazil** from 2011 to 2022. Source: TabNet System/DataSUS, 2023. ("The values are in Brazilian numerals; to convert to English numbers, replace the commas with periods.")



**Figure D. Average Ticket and Variation in Average Ticket** per Hospitalization in Brazil from 2011 to 2022. Source: TabNet/DataSUS System, 2023.



**Figure E. Consumer Price Index Health** Yearly and Accumulated in Brazil from 2011 to 2022.



**Figure F. Annual Average Ticket Price Variation** and Annual Health CPI Variation. Columns: Annual Ticket Price Variation. Dashed Line: Annual Health CPI Variation. Source: The Author, 2023.

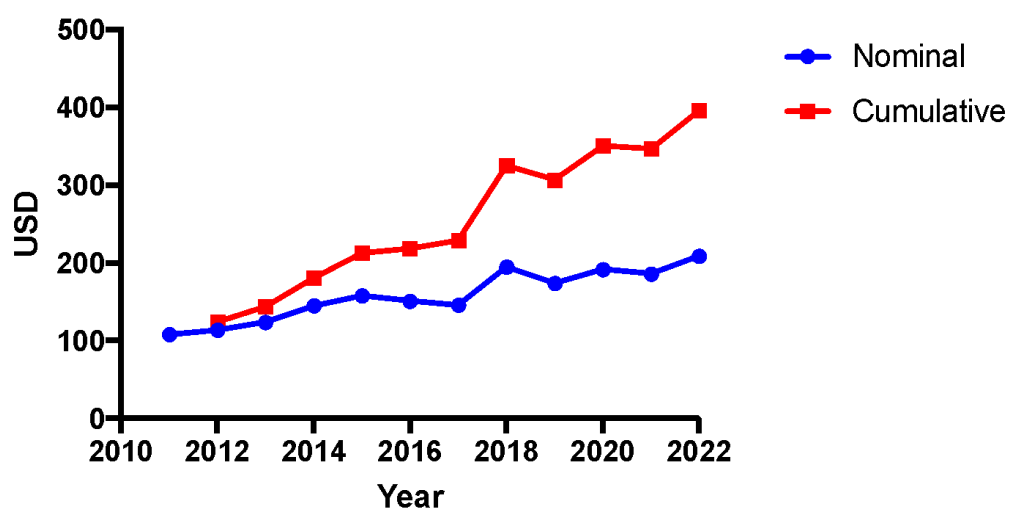


Figure G. Real and nominal values accumulated (average ticket prices) in Brazil from 2011 to 2022.

Year	Cases of leptospirosis	Cases/ 100.000 inhabitants	Population without treated water	Population without sewage	per capita income sanitation (USD)	per capita income without sanitation (USD)	Investment (billions of USD)
2011	2605	39.26	17.40%	52.60%	311.30	52.94	1.66
2012	1757	27.38	17.20%	51.70%	350.21	59.56	1.93
2013	1943	29.05	17.50%	51.30%	384.10	65.32	2.07
2014	1950	35.06	16.90%	50.10%	410.35	69.79	2.42
2015	2241	35.07	16.70%	49.70%	433.68	73.76	2.26
2016	2050	28.61	16.70%	48.10%	533.94	90.81	2.28
2017	2086	29.31	16.60%	47.60%	544.14	92.54	2.16
2018	2162	32.26	16.40%	46.90%	583.58	99.25	2.59
2019	2666	35.99	16.30%	45.90%	599.62	101.98	2.99
2020	1444	19.81	15.90%	45.00%	560.68	95.36	2.70
2021	1159	16.70	15.80%	44.20%	566.29	96.31	3.42

USD – American dollar

**Table H. Leptospirosis cases, sanitation, income, and public investment in sanitation in Brazil**