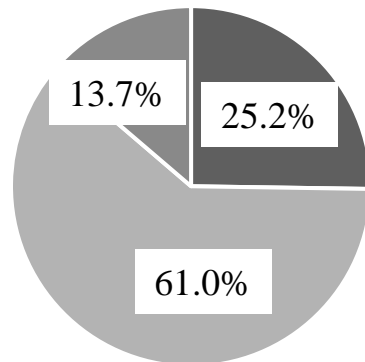


Supplemental Digital Appendix 2: Outpatient Training Compared to Community-based Hospitals and University Hospitals

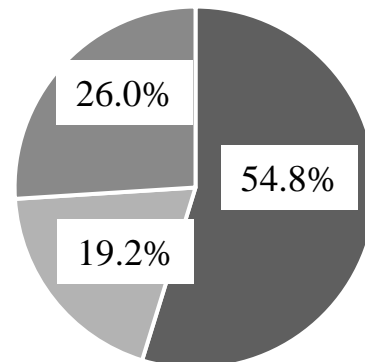
Community-based hospital

Out patient training style



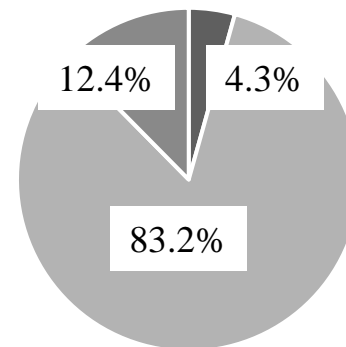
- block style
- parallel style
- mixed style

Out patient training period



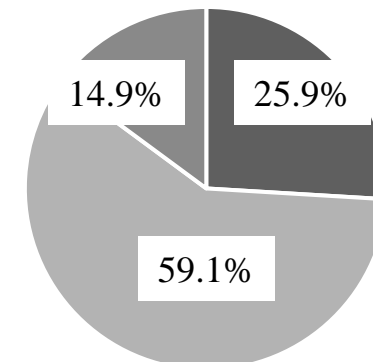
- 1 month
- 2 month
- 3 month or more

New patient per day



- 0 person
- 1 to 5 person
- 6 person or more

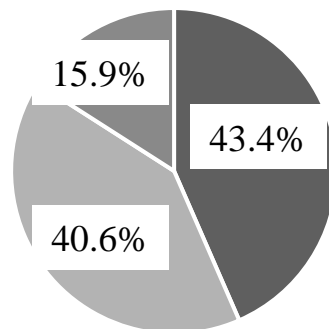
Follow-up patient per day



- 0 person
- 1 to 5 person
- 6 person or more

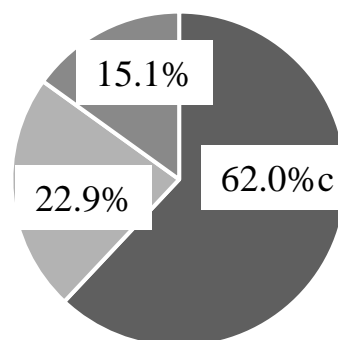
University hospital

Out patient training style



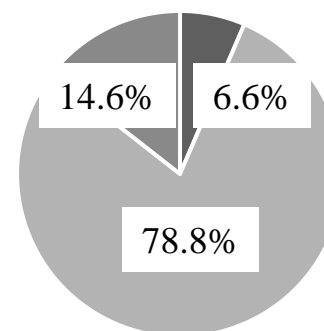
- block style
- parallel style
- mixed style

Out patient training period



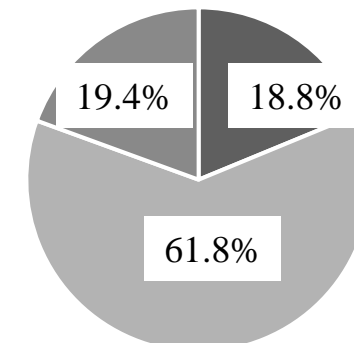
- 1 month
- 2 month
- 3 month or more

New patient per day



- 0 person
- 1 to 5 person
- 6 person or more

Follow-up patient per day



- 0 person
- 1 to 5 person
- 6 person or more